

# Vikas Wsp Ltd

**Vikas Wsp Ltd | BSE Code: 519307 | Market Data as on Date: 19 Jun 2015**

Current Price (Rs)	10.09	Market Cap (Rs. Crores)	138.64	Book Value (Rs)	103.55
52 Week High (Rs)	25.70	Shares Outstanding	13,74,39,600	P/B Ratio	0.10
52 Week Low (Rs)	9.61	Beta - Sensex	1.03	Earnings Per Share (Rs)	-
Face Value per Share (Rs)	1.00	Dividend Yield (%)	-	P/E Ratio	-

## Company Info:

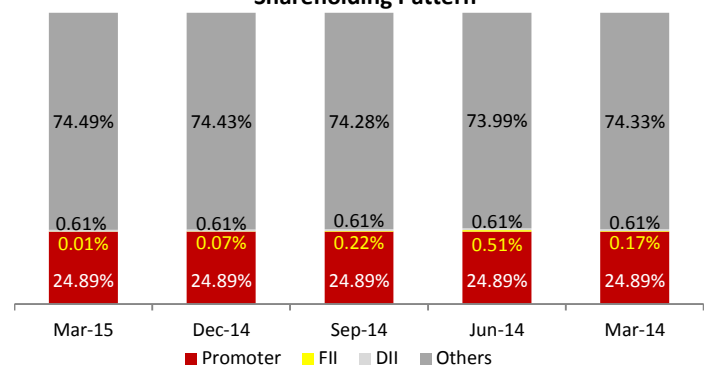
Vikas WSP Limited manufactures and exports guar derivatives and guar polymers in India and internationally. It offers guar gum powder primarily for the food industry, as well as for various technical applications, such as pet food, oil drilling and fracturing, textile printing, paper making, etc. The Company was founded in 1988 and is based in Sri Ganganagar, India.

## Peer Comparison

	Vikas WSP	BASF India	Nocil
Sales	178.89	1,072.33	190.06
PAT	2.30	(59.33)	17.11
Equity	13.74	43.29	160.79
EPS	0.17	(13.70)	1.06
OPM (%)	10.87	1.25	16.97
NPM (%)	1.28	(5.53)	9.00

\* Peers are grouped according to sector and market cap

## Shareholding Pattern



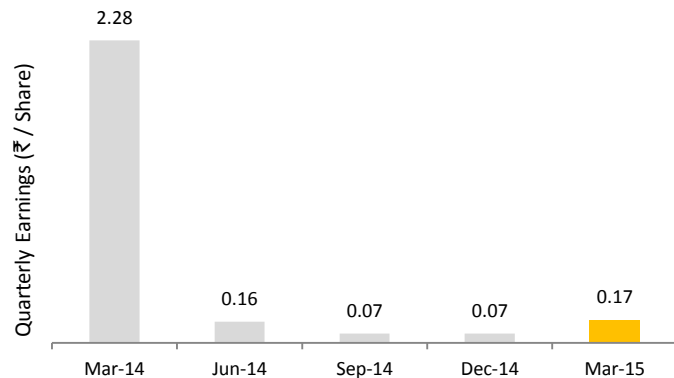
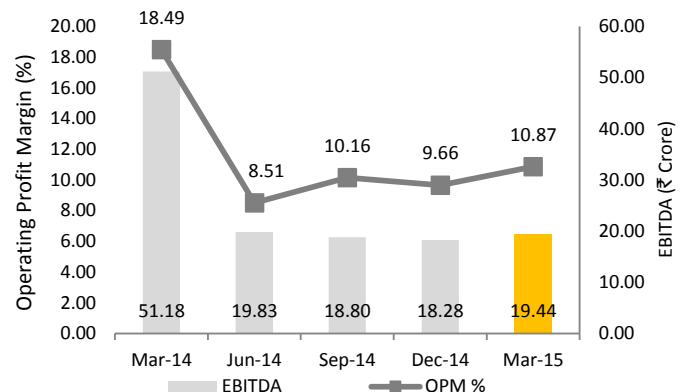
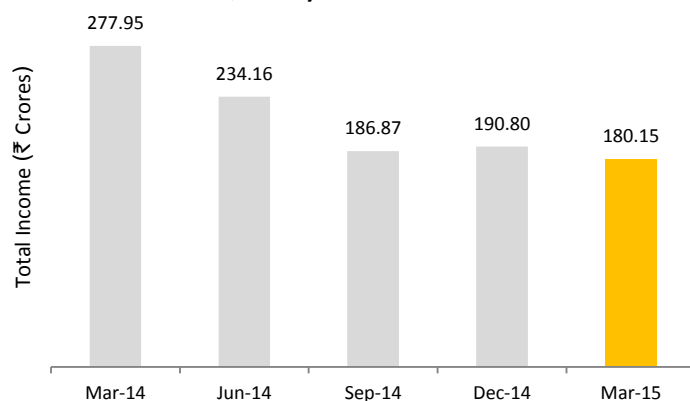
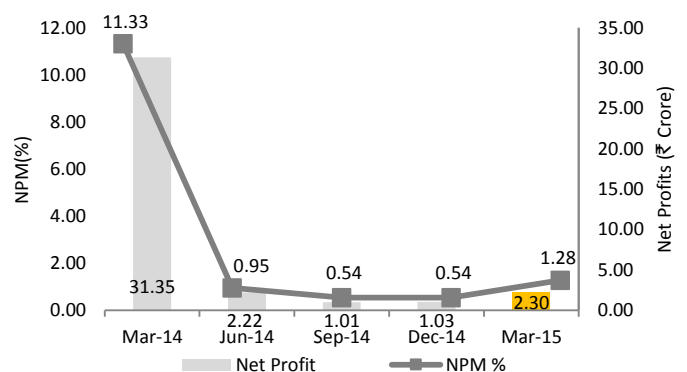
## Quarterly Review - Mar 15:

The Company has recorded revenues of Rs 178.89 Crores during the current quarter as against Rs 276.79 Crores for the corresponding quarter last year. EBITDA margins for the current quarter decreased to 10.87% in Mar quarter this year as compared to 18.49% in the same quarter previous year. The Profit after Tax (PAT) for current quarter stood at Rs 2.3 Crores.

## Quarterly Results:

### Income Statement

	Figures in Rs Crores							
	Mar-15	% of (1)	Mar-14	% of (1)	Dec-14	% of (1)	Sep-14	% of (1)
Revenue	178.89		276.79		189.28		185.02	
Total Income	180.15		277.95		190.80		186.87	
Expenditure	(160.71)	-89.84%	(226.77)	-81.93%	(172.51)	-91.14%	(168.06)	-90.83%
Interest	(6.78)	-3.79%	(9.20)	-3.32%	(8.16)	-4.31%	(8.79)	-4.75%
PBDT	12.66	7.08%	41.98	15.17%	10.12	5.35%	10.01	5.41%
PBIDT	19.44	10.87%	51.18	18.49%	18.28	9.66%	18.80	10.16%
Depreciation	(9.08)	-5.08%	(11.30)	-4.08%	(8.53)	-4.51%	(8.52)	-4.60%
PBT	3.58	2.00%	30.68	11.08%	1.60	0.85%	1.49	0.81%
Tax	(1.28)	-0.72%	0.67	0.24%	(0.57)	-0.30%	(0.48)	-0.26%
Net Profit	2.30	1.29%	31.35	11.33%	1.03	0.54%	1.01	0.55%

**Quarter on Quarter Changes:**
**Quarterly EPS History**

**Operational Profitability**

**Quarterly Income Growth**

**Quarterly PAT Margins**


**DISCLOSURE:** THIS REPORT HAS BEEN SPONSORED BY BSE - INVESTOR PROTECTION FUND TRUST

**RESEARCH ANALYST:** WAHEED SHAIKH

**DISCLAIMER:** While SES has made every effort and has exercised due skill, care and diligence in compiling this report based on publicly available information, it neither guarantees its accuracy, completeness or usefulness, nor assumes any liability whatsoever for any consequence from its use. This report does not have any approval, express or implied, from any authority, nor is it required to have such approval. The users are strongly advised to exercise due diligence while using this report. This report in no manner constitutes an offer, solicitation or advice to buy or sell securities, nor solicits votes or proxies on behalf of any party. SES has no financial liability whatsoever, to the subscribers / users of this report. The report is released in India and SES has ensured that it is in accordance with Indian laws. Person resident outside India shall ensure that laws in their country are not violated while using this report; SES shall not be responsible for any such violation. This report should not be reproduced or redistributed or communicated directly or indirectly in any form to any other person - especially outside India or published or copied in whole or in part, for any purpose.

**ABOUT SES:** Stakeholders' Empowerment Services is a not for profit initiative of like-minded people with a vision to achieve a corporate governance state where all stakeholders are treated in just and fair manner. We believe that this journey can be possible only with active participation of all stakeholders. For more information please contact SES at +91 22 4022 0322, or via e-mail: [info@sesgovernance.com](mailto:info@sesgovernance.com)

SEBI Reg. No. INH000000016

**Stakeholders' Education | Proxy Advisory | Corporate Governance Research | Corporate Governance Score**