

Sayaji Hotels Ltd

Sayaji Hotels Ltd | BSE Code: 523710 | Market Data as on Date: 21 Aug 2014

Current Price (Rs)	126.65	Market Cap (Rs. Crores)	221.89	Book Value (Rs)	46.85
52 Week High (Rs)	144.30	Shares Outstanding	1,75,18,000	P/B Ratio	2.70
52 Week Low (Rs)	114.00	Beta - Sensex	0.18	Earnings Per Share (Rs)	-
Face Value per Share (Rs)	10.00	Dividend Yield (%)	-	P/E Ratio	-

Company Info:

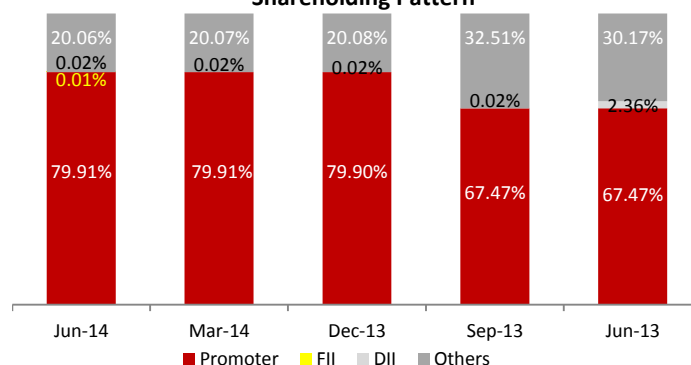
Sayaji Hotels Limited is engaged in the hotels and restaurant business, M/s Barbeque-Nation Hospitality Ltd. The rooms and suites offer premium and luxury experience to business travelers. At Sayaji Pune, it has over 244 rooms; its rooms are divided into two categories: the Grande and Sayaji Grande. The Company has undertaken various expansion projects, which inter alia includes tie-up for operating a 4-5 star hotel to be constructed by a jointly promoted company Winner Hotels Pvt. Ltd., at Bhopal capital of Madhya Pradesh and setting up a 2-3 star budget Hotel at Indore under the subsidiary company Malwa Hospitality Pvt. Ltd. The company was incorporated in 1982 and is based in Indore, India.

Peer Comparison

	Sayaji Hotels	Indian Hotels	Sterling Hotels
Sales	31.46	397.80	38.73
PAT	0.28	(7.15)	(0.27)
Equity	17.52	80.75	89.89
EPS	0.16	(0.09)	(0.12)
OPM	22.18	10.63	7.52
NPM	0.88	(1.80)	(0.70)

* Peers are grouped according to sector and market cap

Shareholding Pattern



Quarterly Review - Jun 14:

The company has recorded revenues of Rs 31.46 Crores during the current quarter as against Rs 29.38 Crores for the corresponding quarter last year. EBITDA margins for the current quarter decreased to 22.16% in Jun quarter this year as compared to 61.81% in the same quarter previous year. The Profit after Tax (PAT) for current quarter stood at Rs 0.28 Crores.

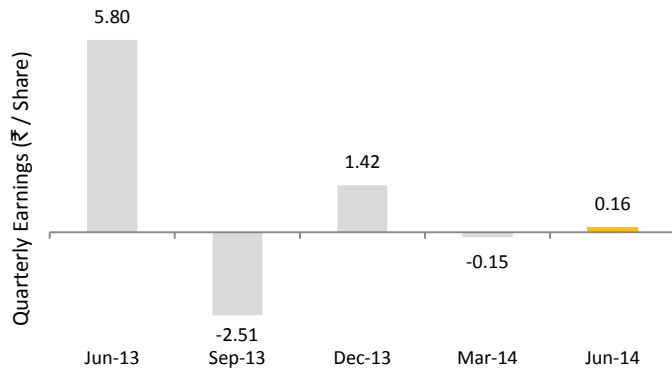
Quarterly Results:

Income Statement

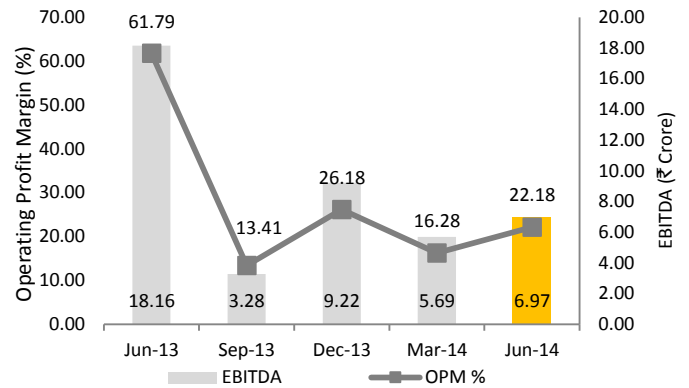
	Figures in Rs Crores							
	Jun-14	% of (1)	Jun-13	% of (1)	Mar-14	% of (1)	Dec-13	% of (1)
Revenue	31.46		29.38		34.93		35.22	
Total Income	31.46		29.56		34.93		35.22	
Expenditure	(24.48)	-77.81%	(11.41)	-38.84%	(29.25)	-83.74%	(26.00)	-73.82%
Interest	(2.93)	-9.31%	(3.46)	-11.78%	(3.10)	-8.87%	(3.21)	-9.11%
PBDT	4.04	12.84%	14.70	50.03%	2.59	7.41%	6.01	17.06%
PBIDT	6.97	22.16%	18.16	61.81%	5.69	16.29%	9.22	26.18%
Depreciation	(3.32)	-10.55%	(3.61)	-12.29%	(3.90)	-11.17%	(3.91)	-11.10%
PBT	0.73	2.32%	11.09	37.75%	(1.32)	-3.78%	2.10	5.96%
Tax	(0.45)	-1.43%	(0.93)	-3.17%	(1.39)	-3.98%	0.40	1.14%
Net Profit	0.28	0.89%	10.15	34.55%	(2.71)	-7.76%	2.50	7.10%

Quarter on Quarter Changes:

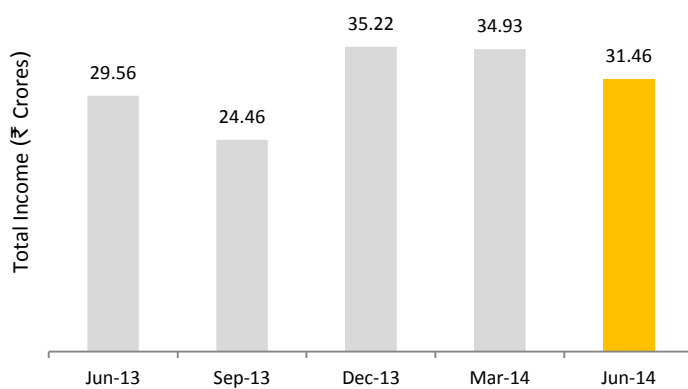
Quarterly EPS History



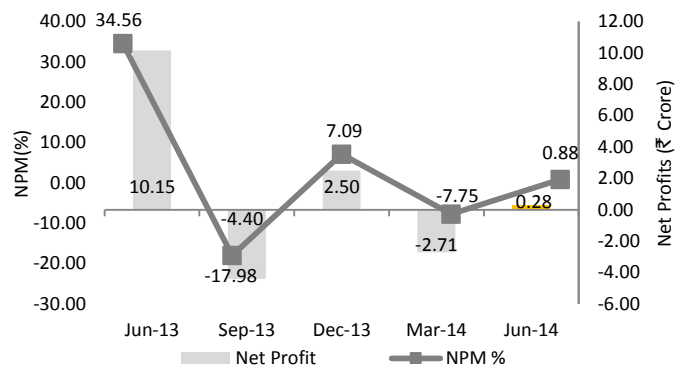
Operational Profitability



Quarterly Income Growth



Quarterly PAT Margins



DISCLOSURE: THIS REPORT HAS BEEN SPONSORED BY BSE - INVESTOR PROTECTION FUND TRUST

DISCLAIMER: While SES Pvt. Ltd. has made every effort and has exercised due skill, care and diligence in compiling this report based on publicly available information, it neither guarantees its accuracy, completeness or usefulness, nor assumes any liability whatsoever for any consequence from its use. This report does not have any approval, express or implied, from any authority, nor is it required to have such approval. The users are strongly advised to exercise due diligence while using this report. This report in no manner constitutes an offer, solicitation or advice to buy or sell securities, nor solicits votes or proxies on behalf of any party. SES has no financial liability whatsoever, to the subscribers / users of this report. The report is released in India and SES has ensured that it is in accordance with Indian laws. Person resident outside India shall ensure that laws in their country are not violated while using this report; SES shall not be responsible for any such violation. This report should not be reproduced or redistributed or communicated directly or indirectly in any form to any other person - especially outside India or published or copied in whole or in part, for any purpose.

ABOUT SES: Stakeholders' Empowerment Services is a not for profit initiative of like-minded people with a vision to achieve a corporate governance state where all stakeholders are treated in just and fair manner. We believe that this journey can be possible only with active participation of all stakeholders. For more information please contact SES at +91 22 4022 0322, or via e-mail: info@sesgovernance.com