

Date: January 20, 2017


To,
 Vice President,
 Listing Department,
 National Stock Exchange of India Limited,
 'Exchange Plaza', Bandra-Kurla Complex,
 Bandra (East), Mumbai 400 051.

To,
 Listing Operation Department,
 BSE Limited,
 P. J. Tower, Dalal Street,
 Mumbai – 400 001

Sub.: INITIAL PUBLIC OFFERING OF EQUITY SHARES OF FACE VALUE OF RS. 2 EACH (THE “EQUITY SHARES”) OF BSE LIMITED (“EXCHANGE” OR “ISSUER” OR “BSE”)

The IPO Committee of the Board of Directors of the Exchange at its meeting held on January 20, 2017 in consultation with the Global Co-ordinators and Book Running Lead Managers, Book Running Lead Managers and Co-Book Running Lead Manager (“Managers”) and the Advisory Committee of Shareholders, have finalized allocation of 4,628,158 Equity Shares in aggregate, to Anchor Investors at Rs. 806 per Equity Share (including share premium of Rs. 804 per Equity Share) in the following manner:

Sr. No.	Name of the Anchor Investor	No. of Equity Shares allocated	% of Anchor Investor Portion (%)	Bid Price (Rs.)
1	Smallcap World Fund, Inc	8,68,500	18.77	806
2	FIL Investments (Mauritius) Limited	2,23,326	4.83	806
3	Goldman Sachs India Limited	3,22,578	6.97	806
4	ICICI Prudential Mutual Fund	5,50,861	11.90	806
5	HDFC Trustee Company Limited	2,45,484	5.30	806
6	Kuwait Investment Authority Fund 224	2,23,326	4.83	806
7	DSP BlackRock Alternative Investment Fund - Category III DSP BlackRock India Enhanced Equity Fund	1,82,394	3.94	806
8	Massachusetts Institute of Technology 2	62,040	1.34	806
9	University of Notre Dame DU LAC	1,09,190	2.36	806
10	Washington University - Chanakya Capital Partners	89,340	1.93	806



Sr. No.	Name of the Anchor Investor	No. of Equity Shares allocated	% of Anchor Investor Portion (%)	Bid Price (Rs.)
11	Eastspring Investments India Infrastructure Equity Open Fund	86,409	1.87	806
12	SBI Mutual Fund	1,99,332	4.31	806
13	Reliance Capital Trustee Co Limited	2,45,484	5.30	806
14	Birla Sun Life Trustee Company Private Limited	1,82,394	3.94	806
15	Calamos Evolving World Growth Fund	63,280	1.37	806
16	GP Emerging Markets Strategies, LP	62,040	1.34	806
17	Sundaram Mutual Fund	1,20,390	2.60	806
18	Bajaj Allianz Life Insurance Company Limited	1,20,390	2.60	806
19	Kotak Mutual Fund	1,20,390	2.60	806
20	IDFC Mutual Fund	63,280	1.37	806
21	Birla Sun Life Insurance Company Limited	1,20,390	2.60	806
22	L and T Mutual Fund Trustee Limited	1,20,390	2.60	806
23	Canara HSBC Oriental Bank of Commerce Life Insurance Company Limited	63,280	1.37	806
24	Principal Trustee Company Private Limited A/c Principal Mutual Fund	63,280	1.37	806
25	Citigroup Global Markets Mauritius Private Limited	1,20,390	2.60	806
	Total	46,28,158	100.00	


10 Mutual Funds have applied through a total of 23 schemes, scheme-wise details provided in table below:

Name Of The Scheme	No. of Equity Shares Allocated	% of Anchor Investor Portion (%)	Offer Price(Rs.)
ICICI Prudential Growth Fund - Series 3	1,86,516	4.03	806
ICICI Prudential Growth Fund - Series 8	42,282	0.91	806



Name Of The Scheme	No. of Equity Shares Allocated	% of Anchor Investor Portion (%)	Offer Price(Rs.)
ICICI Prudential Value Fd-Sr6	1,29,312	2.79	806
ICICI Prudential Top 100 Fund	1,92,751	4.16	806
HDFC Trustee Company Limited - HDFC Core & Satellite Fund	1,22,742	2.65	806
HDFC Trustee Company Limited A/C HDFC Balanced Fund	1,22,742	2.65	806
SBI Small And Midcap Fund	1,99,332	4.31	806
Reliance Capital Trustee Co Ltd- A/C Reliance Mid & Small Cap Fund	2,45,484	5.3	806
Birla Sun Life Trustee Company Private Limited A/C Birla Sun Life Midcap Fund	1,82,394	3.94	806
Sundaram Mutual Fund A/C Sundaram Equity Multiplier	22530	0.49	806
Sundaram Mutual Fund - Sundaram Balanced Fund	12662	0.27	806
Sundaram Mutual Fund A/C Sundaram Financial Services Opportunities Fund	24068	0.52	806
Sundaram Mutual Fund A/C Sundaram Smile Fund	61130	1.32	806
Kotak Classic Equity	6,210	0.13	806
Kotak Equity Savings Fund	12,402	0.27	806
Kotak Midcap	89,376	1.93	806
Kotak Mahindra Balance Unit Scheme 99	12,402	0.27	806
IDFC Imperial Equity Fund	25310	0.55	806
IDFC Balance Fund	37970	0.82	806
L And T Mutual Fund Trustee Ltd -L And T India Value Fund	1,20,390	2.6	806
Principal Trustee Company Pvt Ltd A/C Principal Mutual Fund - Principal Personal Tax Saver Fund	29,156	0.63	806
Principal Trustee Company Pvt Ltd A/C Principal Mutual Fund - Principal Large Cap Fund	27,752	0.6	806
Principal Trustee Co. Pvt Ltd A/C Principal Mutual Fund - Principal Smart Equity Fund	6,372	0.14	806
Total	19,11,285	41.3	

As per the Securities and Exchange Board of India (Issue of Capital and Disclosure Requirement) Regulations, 2009, as amended, in case the Offer Price discovered through book building process is higher than the Anchor Investor Allocation Price, Anchor investors will be required to pay the difference by the pay-in date as specified in the revised CAN.



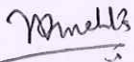
Please note that capitalized terms used and not defined herein shall have the respective meaning ascribed to them in the red herring prospectus dated January 11, 2017, as amended by a corrigendum dated January 18, 2017.

We request you to make the above information public by disclosing the same on your website.

Thanking you,

Yours sincerely,

For **BSE Limited**



Authorised Signatory



Name: Nayan Mehta

Designation: Chief Financial Officer

cc: **Securities and Exchange Board of India**
Corporate Finance Department
Division of Issues and Listing
"SEBI Bhavan"
Plot No C4-A, G Block
Bandra Kurla Complex
Bandra (East)
Mumbai 400 051, India