

Introductory sub-table (I)(a)

Name of the Company: INDIA POLYSPIN LTD

Scrip Code, Name of the scrip, class of security: 514490

Quarter ended: 30th June, 2015

Partly paid-up shares:-	No. of partly paid-up shares	As a % of total no. of partly paid-up shares	As a % of total no. of shares of the company
Held by promoter/promoter group	0	0.00	0.00
Held by public	0	0.00	0.00
Total - D	0	0.00	0.00

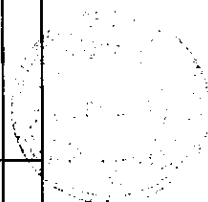
Outstanding convertible securities:-	No. of outstanding securities	As a % of total no. of outstanding convertible securities	As a % of total no. of shares of the company, assuming full conversion of the convertible securities
Held by promoter/promoter group	0	0.00	0.00
Held by public	0	0.00	0.00
Total - E	0	0.00	0.00

Warrants:-	No. of warrants	As a % of total no. of warrants	As a % of total no. of shares of the company, assuming full conversion of warrants
Held by promoter/promoter group	0	0.00	0.00
Held by public	0	0.00	0.00
Total - F	0	0.00	0.00


Total paid-up capital of the company, assuming full conversion of warrants and convertible securities (Grand Total (A+B+C)+ D+E+F)	5555700	0.00	100.00
--	----------------	-------------	---------------



e	Any Others(Specify)	0	0	0	0	0.00	0.00	0.00	0	0	0.00
e-i						0.00	0.00	0.00	0	0	0.00
	Sub Total(A)(2)	0	0	0	0	0.00	0.00	0.00	0	0	0.00
	Total Shareholding of Promoter and Promoter Group (A)= (A)(1)+(A)(2)	6	62009	61709	1.12	1.12	1.12	1.12	0	0	0.00
(B)	Public shareholding										
I	Institutions										
(a)	Mutual Funds/ UTI	2	49800	0	0.90	0.90	0.90	0.90	0	0	0.00
(b)	Financial Institutions / Banks	0	0	0	0.00	0.00	0.00	0.00	0	0	0.00
(c)	Central Government/ State Government(s)	0	0	0	0.00	0.00	0.00	0.00	0	0	0.00
(d)	Venture Capital Funds	0	0	0	0.00	0.00	0.00	0.00	0	0	0.00
(e)	Insurance Companies	0	0	0	0.00	0.00	0.00	0.00	0	0	0.00
(f)	Foreign Institutional Investors	0	0	0	0.00	0.00	0.00	0.00	0	0	0.00
(g)	Foreign Venture Capital Investors	0	0	0	0.00	0.00	0.00	0.00	0	0	0.00
(h)	Qualified Foreign Investor	0	0	0	0.00	0.00	0.00	0.00	0	0	0.00
(i)	Any Other (specify)	0	0	0	0.00	0.00	0.00	0.00	0	0	0.00
(i-ii)					0.00	0.00	0.00	0.00	0	0	0.00
(i-ii)											
	Sub-Total (B)(1)	2	49800	0	0.90	0.90	0.90	0.90	0	0	0.00
B 2	Non-institutions										
(a)	Bodies Corporate	55	262694	254394	4.73	4.73	4.73	4.73	0	0	0.00
(b)	Individuals										



I	Individuals -i. Individual shareholders holding nominal share capital up to Rs 1 lakh	2988	2900737	2469017	52.21	52.21	0	0.00
II	ii. Individual shareholders holding nominal share capital in excess of Rs. 1 lakh.	83	2245244	2126144	40.41	40.41	0	0.00
(c)	Qualified Foreign Investor							
(d)	Any Other (specify)							
(d-i)	Clearing Members	6	30316	30316	0.55	0.55	0	0.00
(d-ii)	NON RESIDENT INDIA (REPAT)	1	3500	3500	0.06	0.06	0	0.00
(d-iii)	NON RESIDENT INDIA (NON REPAT)	1	1400	1400	0.03	0.03	0	0.00
	Sub-Total (B)(2)	3134	5443891	4884771	97.99	97.99	0	0.00
(B)	Total Public Shareholding (B)= (B)(1)+(B)(2)	3136	5493691	4884771	98.88	98.88	0	0.00
	TOTAL (A)+(B)	3142	5555700	4946480	100.00	100.00	0	0.00
(C)	Shares held by Custodians and against which Depository Receipts have been issued							
1	Promoter and Promoter Group	0	0	0	0.00	0.00	0	0.00
2	Public	0	0	0	0.00	0.00	0	0.00
	Sub-Total (C)	0	0	0	0.00	0.00	0	0.00
	GRAND TOTAL (A)+(B)+(C)	3142	5555700	4946480	100.00	100.00	0	0.00




(D)(b) Statement showing holding of Securities (including shares, warrants, convertible securities) of persons belong to the Category "Promoter and Promoter Group"

Sr. No.	Name of the shareholder	Total shares held		Encumbered Shares (*)			Details of Warrants		Details of Convertible Securities			Total shares (including underlying shares assuming full conversion of warrants & convertible
		Number of shares	As a % of grand total (A)+(B)+(C)	Number	As a percentage	As a % of grand total (A)+(B)+(C) of sub-clause (I)(a)	Number s of Warrant Held	As a % total number of warrants of the same class	Numbers of Convertible Securities	As a % total number of convertible securities of the same class	Total shares (XII)	
(I)	(II)	(III)	(IV)	(V)	(VI)=(V)/(III)*	(VII)	(VIII)	(IX)	(X)	(XI)	(XII)	
1	ARJUNAL NEBHUMAL UTTAN	52800	0.95	0	0.00	0.00	0	0.00	0	0.00	0.00	
2	SURESHKUMAR NEBHUMAL U	5902	0.11	0	0.00	0.00	0	0.00	0	0.00	0.00	
3	SHANKERLAL NEBHUMAL UT	3307	0.06	0	0.00	0.00	0	0.00	0	0.00	0.00	
4												
5												
6												
7												
8												
9												
10												
11												
TOTAL		62009	1.12	0.00	0.00	0.00	0.00	0.00	0.00	0.00	0.00	




(D)(c)(ii) Statement showing holding of securities (including shares, warrants, convertible securities) of persons (together with PAC) belonging to the category "Public" and holding more than 5% of the total number of shares of the company

Sr. No.	Name(s) of the shareholder(s) and the Person Acting in Concert (PAC) with them	Number of shares	Shares as a percentage of total number of shares {i.e., Grand Total (A)+(B)+(C) indicated in Statement at para (I)(a) above}	Details of Warrants		Details of Convertible Securities		Total shares (including underlying shares assuming full conversion of warrants & convertible securities) as a % of diluted share capital
				Numbers of Warrant Held	As a % total number of warrants of the same class	Numbers of Convertible Securities held	As a % total number of convertible securities of the same class	
1	N.A.		0.00					
2								
3								
4								
5								
6								
7								
8								
9								
10								
TOTAL		0	0.00	0.00	0.00	0.00	0.00	0.00



(I)(d) Statement showing details of locked-in shares

Sr. No.	Name of the shareholder	Number of locked-in shares	Locked-in shares as a percentage of total number of shares {i.e., Grand Total (A)+(B)+(C) indicated in Statement at para (I)(a) above}
1	NIL		0.00
2			0.00
3			0.00
4			0.00
5			0.00
6			0.00
7			0.00
8			0.00
9			0.00
10			0.00
TOTAL		0	0.00



(II)(b) Statement showing holding of Depository Receipts (DRs), where underlying shares held by "promoter/promoter group" are in excess of 1% of the total number of shares

Sr. No.	Name of the DR Holder	Type of outstanding DR (ADRs, GDRs, SDRs, etc.)	Number of shares underlying outstanding DRs	Shares underlying outstanding DRs as a percentage of total number of shares {i.e., Grand Total (A)+(B)+(C) indicated in Statement at para (I)(a) above}
1	N.A.	0	0	0.00
2				
3				
4				
5				
6				
7				
8				
9				
TOTAL			0	0.00

