


Introductory sub-table (I)(a)				
Name of the Company :- Artelligence Bio-Innovations Limited				
Scrip Code, Name of the scrip, class of security :- 512342				
Quarter ended :- 31st March, 2015				
Partly paid-up shares:-	No. of partly paid-up shares	As a % of total no. of partly paid-up shares	As a % of total no. of shares of the company	
Held by promoter/promoter group	Nil	Nil	Nil	Nil
Held by public	Nil	Nil	Nil	Nil
Total	Nil	Nil	Nil	Nil
Outstanding convertible securities:-	No. of outstanding securities	As a % of total no. of outstanding convertible securities	As a % of total no. of shares of the company, assuming full conversion of the convertible securities	
Held by promoter/promoter group	Nil	Nil	Nil	Nil
Held by public	Nil	Nil	Nil	Nil
Total	Nil	Nil	Nil	Nil
Warrants:-	No. of warrants	As a % of total no. of warrants	As a % of total no. of shares of the company, assuming full conversion of warrants	
Held by promoter/promoter group	Nil	Nil	Nil	Nil
Held by public	Nil	Nil	Nil	Nil
Total	Nil	Nil	Nil	Nil
Total paid-up capital of the company, assuming full conversion of warrants and convertible securities		7323210		

FOR ARTILLEGENCE BIO-INNOVATIONS LIMITED


Director/Authorised Signature.

Statement Showing Shareholding Pattern								
Table (I)(a)								
Category code	Category of Shareholder	Number of Shareholders	Total number of shares	Number of shares held in dematerialized form	Total shareholding as a percentage of total number of shares		Shares Pledged or otherwise encumbered	
					As a percentage of (A+B) ¹	As a percentage of (A+B+C)	Number of shares	As a percentage
Ref. - 3(b)	(i)	(ii)	(iv)	(v)	(vi)	(vii)	(viii)	(ix) = (viii)/(vii)*100
(A)	Shareholding of Promoter and							
1	Indian							
(a)	Individuals/ Hindu Undivided Family	14	2,070	-	0.03	-	-	-
(b)	Central Government/ State Government(s)	-	-	-	-	-	-	-
(c)	Bodies Corporate	-	-	-	-	-	-	-
(d)	Financial Institutions/ Banks	-	-	-	-	-	-	-
(e)	Any Others(Specify)	-	-	-	-	-	-	-
(e-i)		-	-	-	-	-	-	-
(e-ii)		-	-	-	-	-	-	-
	Sub Total(A)(1)	14	2070	0	0.03	0.00	-	-
2	Foreign							
a	Individuals (Non-Residents Individuals/ Foreign Individuals)	-	-	-	-	-	-	-
b	Bodies Corporate	-	-	-	-	-	-	-
c	Institutions	-	-	-	-	-	-	-
d	Qualified Foreign Investor	-	-	-	-	-	-	-
e	Any Others(Specify)	-	-	-	-	-	-	-
e-i		-	-	-	-	-	-	-
e-ii		-	-	-	-	-	-	-
	Sub Total(A)(2)	-	-	-	-	-	-	-
	Total Shareholding of Promoter and	14	2070	-	0.03	0.03	-	-
(B)	Public shareholding							
1	Institutions							
(a)	Mutual Funds/ UTI	-	-	-	-	-	-	-
(b)	Financial Institutions/ Banks	-	-	-	-	-	-	-
(c)	Central Government/ State Government(s)	-	-	-	-	-	-	-
(d)	Venture Capital Funds	-	-	-	-	-	-	-
(e)	Insurance Companies	-	-	-	-	-	-	-
(f)	Foreign Institutional Investors	-	-	-	-	-	-	-
(g)	Foreign Venture Capital Investors	-	-	-	-	-	-	-
(h)	Qualified Foreign Investor	-	-	-	-	-	-	-
(i)	Any Other (specify)	-	-	-	-	-	-	-
(i-i)		-	-	-	-	-	-	-
(i-ii)		-	-	-	-	-	-	-
	Sub-Total (B)(1)	-	-	-	-	-	-	-

FOR ARTILLEGENCE BIO-INNOVATIONS LIMITED

Director/Authorised Signature.


B 2	Non-institutions							
(a)	Bodies Corporate	91	4474691	152651	61.10	61.10	-	-
(b)	Individuals							
I	Individuals -i. Individual shareholders holding nominal share capital up to Rs 1 lakh	1886	1934448	1933738	26.42	26.42	-	-
II	ii. Individual shareholders holding nominal share capital in excess of Rs. 1 lakh.	30	902201	902201	12.32	12.32	-	-
(c)	Qualified Foreign Investor	-	-	-	-	-	-	-
(d)	Any Other (specify)	-	-	-	-	-	-	-
(d-i)	NRIs	3	9800	9800	0.13	0.13	-	-
(d-ii)								
	Sub-Total (B)(2)	2010	7321140	2998390	99.97	99.97	-	-
(B)	Total Public Shareholding (B)= (B)(1)+(B)(2)	2010	7321140	2998390	99.97	99.97	-	-
	TOTAL (A)+(B)	2024	7323210	2998390	100.00	100.00	-	-
(C)	Shares held by Custodians and against which Depository Receipts have been issued							
1	Promoter and Promoter Group	-	-	-	-	-	-	-
2	Public	-	-	-	-	-	-	-
	Sub-Total (C)	-	-	-	-	-	-	-
	GRAND TOTAL (A)+(B)+(C)	2024	7323210	2998390	100.00	100.00	-	-

FOR ARTILLENCE BIO-INNOVATIONS LIMITED


Director/Authorised Signature.

Srno.	Notes

FOR ARTILEGEENCE DIG-INNOVATIONS LIMITED



Director/Authorized Signatory

(1)(b) Statement showing holding of securities (including shares, warrants, convertible securities) of persons belonging to the category "Promoter and Promoter Group"

Sr. No.	Name of the shareholder	Details of Shares held		Encumbered shares (*)			Details of warrants		Details of convertible securities		Total shares (including underlying shares assuming full conversion of warrants and convertible securities) as a % of diluted share capital
		Number of shares held	As a % of grand total (A)+(B)+(C)	No.	As a percentage	As a % of grand total (A)+(B)+(C) of sub-clause (I)(a)	Number of warrants held	As a % total number of warrants of the same class	Number of convertible securities held	As a % total number of convertible securities of the same class	
(i)	(ii)	(iii)	(iv)	(v)	(vi)=(v)/(iii)*100	(vii)	(viii)	(ix)	(x)	(xi)	(xii)
1	AJAY KUMAR AGARWAL	200	0.00	-	-	-	-	-	-	-	-
2	ALOK KUMAR NAHAR	200	0.00	-	-	-	-	-	-	-	-
3	ARUN KUMAR AGARWAL	200	0.00	-	-	-	-	-	-	-	-
4	BACHH RAJ KOTHARI	400	0.01	-	-	-	-	-	-	-	-
5	BALLABH KOTHARI	10	0.00	-	-	-	-	-	-	-	-
6	BHAGIRATH KUMAR MUNDHRA	300	0.00	-	-	-	-	-	-	-	-
7	BIMAL SHAH	300	0.00	-	-	-	-	-	-	-	-
8	BRIJ GOPAL RUNGTA	400	0.01	-	-	-	-	-	-	-	-
9	GOPAL DAS DAGA	10	0.00	-	-	-	-	-	-	-	-
10	KISHAN KUMAR MIMANI	10	0.00	-	-	-	-	-	-	-	-
11	MOJI RAM SHARMA	10	0.00	-	-	-	-	-	-	-	-
12	NARAYAN DAS MAHESHWARY	10	0.00	-	-	-	-	-	-	-	-
13	RAM KUMAR BINANI	10	0.00	-	-	-	-	-	-	-	-
14	SHANKAR LAL LAKHOTIA	10	0.00	-	-	-	-	-	-	-	-
	TOTAL	2070	0.03	-	-	-	-	-	-	-	-

(*) The term "encumbrance" has the same meaning as assigned to it in regulation 28(3) of the SAST Regulations, 2011

FOR ARTILLEGENCE BIO-INNOVATIONS LIMITED


Director/Authorised Signature

(1)(c)(i) Statement showing holding of securities (including shares, warrants, convertible securities) of persons belonging to the category "Public" and holding more than 1% of the total number of shares

Sr. No.	Name of the shareholder	Number of shares held	Shares as a percentage of total number of shares (i.e., Grand Total (A)+(B)+(C) indicated in Statement at para (1)(a) above}	Details of warrants		Details of convertible securities		Total shares (including underlying shares assuming full conversion of warrants and convertible securities) as a % of diluted share capital
				Number of warrants held	As a % total number of warrants of the same class	Number of convertible securities held	% w.r.t total number of convertible securities of the same class	
1	ACON FINEXIM PVT. LTD.	150600	2.06	-	-	-	-	-
2	BANJAUR RESOURCES PVT. LTD.	150900	2.06	-	-	-	-	-
3	BAY INLAND FINANCE PVT. LTD.	149580	2.04	-	-	-	-	-
4	CHARISHMA ENGINEERING LTD.	169100	2.31	-	-	-	-	-
5	CHETNA HEMANT DESAI	195062	2.66	-	-	-	-	-
6	CLAYTON MARKETING PVT. LTD.	147080	2.01	-	-	-	-	-
7	CLIFTON PEARSON EXPORT & AGENC	168400	2.30	-	-	-	-	-
8	CONRAD TELEFILMS LTD.	146560	2.00	-	-	-	-	-
9	DHANANJAY INTERNATIONAL LTD.	124600	1.70	-	-	-	-	-
10	GLOBEX FINANCE LIMITED	141480	1.93	-	-	-	-	-
11	GOLDAWN FINEXIM PVT. LTD.	86000	1.17	-	-	-	-	-
12	GRACEFUL PROPERTIES LIMITED	208140	2.84	-	-	-	-	-
13	GROMORE ASSET MANGALAM CO.P.L	197300	2.69	-	-	-	-	-
14	KIRTI ELECTRO SYSTEM PVT. TLD.	97160	1.33	-	-	-	-	-
15	M SUBRAMANYAM	83449	2.06	-	-	-	-	-
16	LAFFAN SOFTWARE LTD.	150940	1.14	-	-	-	-	-
17	MICHAEL MERCHANDISE PVT. LTD.	147440	2.01	-	-	-	-	-
18	NAGESHWAR INVESTMENT LTD.	147400	2.01	-	-	-	-	-
19	NEW OUTLOOK SECURITIES LTD.	188800	2.58	-	-	-	-	-
20	PRADIP KANAIYALAL MEHTA	100000	1.37	-	-	-	-	-
21	RAMKRISHNA FINCAP LIMITED	122000	1.67	-	-	-	-	-
22	SAKET PROPERTIES PVT. LTD.	106500	1.45	-	-	-	-	-
23	SHAKTI ISPAT PRODUCTS. P.LTD.	145800	1.99	-	-	-	-	-
24	SHIVLAXMI EXPORTS LIMITED	148340	2.03	-	-	-	-	-
25	SOLEX FINEXIM PVT. LTD.	154640	2.11	-	-	-	-	-
26	SOPHIA EXPORTS LTD.	131000	1.79	-	-	-	-	-
27	SSA CONSULTANTS PVT. LTD.	135100	1.84	-	-	-	-	-
28	SUPER FINANCE LIMITED	134060	1.83	-	-	-	-	-
29	SURABHI DAIRY PRODUCTS P.LTD.	153000	2.09	-	-	-	-	-
30	VALLANTINE FINEXIM PVT. LTD.	152000	2.08	-	-	-	-	-
31	VINDHYACHAL SECURITIES LTD.	251800	3.44	-	-	-	-	-
TOTAL		4584231	62.59	-	-	-	-	-

FOR ARTILLEGENCE BIO-INNOVATIONS LIMITED

[Signature]
Director/Authorised Signature

(I)(c)(ii) Statement showing holding of securities (including shares, warrants, convertible securities) of persons (together with PAC) belonging to the category "Public" and holding more than 5% of the total number of shares of the company

Sr. No.	Name(s) of the shareholder(s) and the Persons Acting in Concert (PAC) with them	Number of shares	Shares as a percentage of total number of shares {i.e., Grand Total (A)+(B)+(C) indicated in Statement at para (I)(a) above}	Details of warrants		Details of convertible securities		Total shares (including underlying shares assuming full conversion of warrants and convertible securities) as a % of diluted share capital
				Number of warrants	As a % total number of warrants of the same class	Number of convertible securities held	% w.r.t total number of convertible securities of the same class	
		-	-	-	-	-	-	-
TOTAL		-	-	-	-	-	-	-


FOR ARTILESSPACE BIO-INNOVATIONS LIMITED


Director/Authorized Signature

(I)(d) Statement showing details of locked-in shares

Sr. No.	Name of the shareholder	Number of locked-in shares	Locked-in shares as a percentage of total number of shares (i.e., Grand Total (A)+(B)+(C) indicated in Statement at para (I)(a) above)
		-	-
TOTAL		-	-


FOR ARTILESCENCE BIO-INNOVATIONS LIMITED


Director/Authorised Signature.

(II)(a) Statement showing details of Depository Receipts (DRs)

Sr. No.	Type of outstanding DR (ADRs, GDRs, SDRs, etc.)	Number of outstanding DRs	Number of shares underlying outstanding DRs	Shares underlying outstanding DRs as a percentage of total number of shares {i.e., Grand Total (A)+(B)+(C) indicated in Statement at para (I)(a) above}
				-
TOTAL		-	-	-


FOR ARTALECROYE CO-INNOVATIONS LIMITED


Director/Authorized Signature

(II)(b) Statement showing holding of Depository Receipts (DRs), where underlying shares held by "promoter/promoter group" are in excess of 1% of the total number of shares

Sr. No.	Name of the DR Holder	Type of outstanding DR (ADRs, GDRs, SDRs, etc.)	Number of shares underlying outstanding DRs	Shares underlying outstanding DRs as a percentage of total number of shares {i.e., Grand Total (A)+(B)+(C) indicated in Statement at para (I)(a) above}
TOTAL				

FOR ARTILLEGENCE BIO-INNOVATIONS LIMITED


Director/Authorised Signature