



Excellence in Lighting



# AUTOLITE (INDIA) LIMITED

D-469, Road No. 9A, V.K.I. Area, Jaipur - 302013, INDIA


Ph: 91-141-2333994/95/96, Fax: 91-141-2330426

E-Mail: info@autopal.com, Web: www.autopal.com

CIN : L31506RJ1977PLC001738

## Introductory sub-table (I)(a)

| Name of the Company: Autolite (India) Limited   |                               |   |  |
|---|-------------------------------|---|--|
| Scrip Code, Name of the scrip, class of security: 500029 Shares, Equity                               |                               |   |  |
| Quarter ended: 30-June-2014   |                               |   |  |
| Partly paid-up shares:-   | No. of partly paid-up shares  | As a % of total no. of partly paid-up shares              | As a % of total no. of shares of the company   |
| Held by promoter/promoter group   | 0                             | 0   | 0  |
| Held by public  | 0                             | 0   | 0  |
| <b>Total - D</b>  | <b>0</b>                      | <b>0</b>  | <b>0</b>   |
| Outstanding convertible securities:-  | No. of outstanding securities | As a % of total no. of outstanding convertible securities | As a % of total no. of shares of the company, assuming full conversion of the convertible securities |
| Held by promoter/promoter group   | 0                             | 0   | 0  |
| Held by public  | 0                             | 0   | 0  |
| <b>Total - E</b>  | <b>0</b>                      | <b>0</b>  | <b>0</b>   |
| Warrants:-  | No. of warrants               | As a % of total no. of warrants                           | As a % of total no. of shares of the company, assuming full conversion of warrants                   |
| Held by promoter/promoter group   | 727500                        | 100.00  | 6.88   |
| Held by public  | 0                             | 0.00  | 0.00   |
| <b>Total - F</b>  | <b>727500</b>                 | <b>100.00</b>   | <b>6.88</b>  |
| Total paid-up capital of the company, assuming full conversion of warrants and convertible securities | 10581241                      |   |  |



**MPG**  
MP GUPTA GROUP




**Statement Showing Shareholding Pattern**


**Table (I)(a)**

(As on June 30, 2014)


| Category code | Category of Shareholder   | Number of Shareholders | Total number of shares | Number of shares held in dematerialized form | Total shareholding as a percentage of total number of shares |                            | Shares Pledged or otherwise encumbered |                        |
|---------------|---|------------------------|------------------------|--|--|----------------------------|--|------------------------|
|               |   |                        |                        |  | As a percentage of (A+B) <sup>1</sup>                        | As a percentage of (A+B+C) | Number of shares                       | As a percentage        |
| (I)           | (II)  | (III)                  | (IV)                   | (V)  | (VI)   | (VII)                      | (VIII)                                 | (IX) = (VIII)/(IV)*100 |
| <b>(A)</b>    | <b>Shareholding of Promoter and Promoter Group<sup>1</sup></b>              |                        |                        |  |  |                            |  |                        |
| 1             | <b>Indian</b>   |                        |                        |  |  |                            |  |                        |
| (a)           | Individuals/ Hindu Undivided Family   | 10                     | 3,325,603              | 3,300,603                                    | 33.75  | 33.75                      | 0                                      | 0.00                   |
| (b)           | Central Government/ State Government(s)                                     | 0                      | 0                      | 0  | 0.00   | 0.00                       | 0                                      | 0.00                   |
| (c)           | Bodies Corporate  | 4                      | 1,456,815              | 1,455,215                                    | 14.78  | 14.78                      | 0                                      | 0.00                   |
| (d)           | Financial Institutions/ Banks   | 0                      | 0                      | 0  | 0.00   | 0.00                       | 0                                      | 0.00                   |
| (e)           | Any Others(Specify)   | 0                      | 0                      | 0  | 0.00   | 0.00                       | 0                                      | 0.00                   |
|               | <b>Sub Total(A)(1)</b>  | <b>14</b>              | <b>4,782,418</b>       | <b>4,755,818</b>                             | <b>48.53</b>   | <b>48.53</b>               | <b>0</b>                               | <b>0.00</b>            |
| 2             | <b>Foreign</b>  |                        |                        |  |  |                            |  |                        |
| a             | Individuals (Non-Residents Individuals/ Foreign Individuals)                | 0                      | 0                      | 0  | 0.00   | 0.00                       | 0                                      | 0.00                   |
| b             | Bodies Corporate  | 0                      | 0                      | 0  | 0.00   | 0.00                       | 0                                      | 0.00                   |
| c             | Institutions  | 0                      | 0                      | 0  | 0.00   | 0.00                       | 0                                      | 0.00                   |
| d             | Any Others(Specify)   | 0                      | 0                      | 0  | 0.00   | 0.00                       | 0                                      | 0.00                   |
|               | <b>Sub Total(A)(2)</b>  | <b>0</b>               | <b>0</b>               | <b>0</b>                                     | <b>0.00</b>  | <b>0.00</b>                | <b>0</b>                               | <b>0.00</b>            |
|               | <b>Total Shareholding of Promoter and Promoter Group (A)= (A)(1)+(A)(2)</b> | <b>14</b>              | <b>4,782,418</b>       | <b>4,755,818</b>                             | <b>48.53</b>   | <b>48.53</b>               | <b>0</b>                               | <b>0.00</b>            |
| <b>(B)</b>    | <b>Public shareholding</b>  |                        |                        |  |  |                            |  |                        |
| 1             | <b>Institutions</b>   |                        |                        |  |  |                            |  |                        |
| (a)           | Mutual Funds/ UTI   | 11                     | 16,514                 | 314  | 0.17   | 0.17                       |  |                        |
| (b)           | Financial Institutions / Banks  | 7                      | 18,100                 | 17,550                                       | 0.18   | 0.18                       |  |                        |
| (c)           | Central Government/ State Government(s)                                     | 1                      | 100                    | 100  | 0.00   | 0.00                       |  |                        |
| (d)           | Venture Capital Funds   | 0                      | 0                      | 0.00   | 0.00   | 0.00                       |  |                        |
| (e)           | Insurance Companies   | 0                      | 0                      | 0.00   | 0.00   | 0.00                       |  |                        |
| (f)           | Foreign Institutional Investors   | 8                      | 9,720                  | 100  | 0.10   | 0.10                       |  |                        |
| (g)           | Foreign Venture Capital Investors   | 0                      | 0                      | 0  | 0.00   | 0.00                       |  |                        |
| (h)           | Any Other (specify)   | 0                      | 0                      | 0  | 0.00   | 0.00                       |  |                        |
|               | <b>Sub-Total (B)(1)</b>   |                        | <b>44,434</b>          | <b>18,064</b>                                | <b>0.45</b>  | <b>0.45</b>                |  |                        |



| Category code | Category of Shareholder   | Number of Shareholders | Total number of shares | Number of shares held in dematerialized form | Total shareholding as a percentage of total number of shares |                            | Shares Pledged or otherwise encumbered |                        |
|---------------|---|------------------------|------------------------|--|--|----------------------------|--|------------------------|
|               |   |                        |                        |  | As a percentage of (A+B) <sup>1</sup>                        | As a percentage of (A+B+C) | Number of shares                       | As a percentage        |
| (I)           | (II)  | (III)                  | (IV)                   | (V)  | (VI)   | (VII)                      | (VIII)                                 | (IX) = (VIII)/(IV)*100 |
| <b>B 2</b>    | <b>Non-institutions</b>   |                        |                        |  |  |                            |  |                        |
| (a)           | Bodies Corporate  | 210                    | 793,792                | 783,315                                      | 8.06   | 8.06                       |  |                        |
| (b)           | Individuals   |                        |                        |  |  |                            |  |                        |
| I             | Individuals -i. Individual shareholders holding nominal share capital up to Rs 1 lakh   | 7,815                  | 2,292,864              | 1,780,404                                    | 23.27  | 23.27                      |  |                        |
| II            | ii. Individual shareholders holding nominal share capital in excess of Rs. 1 lakh.      | 40                     | 1,544,005              | 1,544,005                                    | 15.67  | 15.67                      |  |                        |
| (c)           | Any Other (specify)   |                        |                        |  | 0.00   | 0.00                       |  |                        |
| (c-i)         | Clearing Members  | 25                     | 161,917                | 161,917                                      | 1.64   | 1.64                       |  |                        |
| (c-ii)        | NRI / OCB   | 28                     | 24,823                 | 24,623                                       | 0.25   | 0.25                       |  |                        |
| (c-iii)       | Trust & Foundation  | 1                      | 209,488                | 209,488                                      | 2.13   | 2.13                       |  |                        |
|               | <b>Sub-Total (B)(2)</b>   | <b>8,119</b>           | <b>5,026,889</b>       | <b>4,503,752</b>                             | <b>51.02</b>   | <b>51.02</b>               |  |                        |
| <b>(B)</b>    | <b>Total Public Shareholding (B) = (B)(1)+(B)(2)</b>                                    | <b>8,146</b>           | <b>5,071,323</b>       | <b>4,521,816</b>                             | <b>51.47</b>   | <b>51.47</b>               |  |                        |
|               | <b>TOTAL (A)+(B)</b>  | <b>8,160</b>           | <b>9,853,741</b>       | <b>9,277,634</b>                             | <b>100.00</b>  | <b>100.00</b>              |  |                        |
| <b>(C)</b>    | <b>Shares held by Custodians and against which Depository Receipts have been issued</b> |                        |                        |  |  |                            |  |                        |
| 1             | Promoter and Promoter Group   | 0                      | 0                      | 0  |  | 0.00                       | 0                                      | 0.00                   |
| 2             | Public  | 0                      | 0                      | 0  |  | 0.00                       |  |                        |
|               | <b>Sub-Total (C)</b>  | <b>0</b>               | <b>0</b>               | <b>0</b>                                     |  | <b>0</b>                   | <b>0</b>                               |                        |
|               | <b>GRAND TOTAL (A)+(B)+(C)</b>  | <b>8,160</b>           | <b>9,853,741</b>       | <b>9,277,634</b>                             |  | <b>100.00</b>              | <b>0</b>                               | <b>0.00</b>            |




| Sr. No | Notes  |
|--------|--|
| 1      | Out of 9277634, 2577500 Equity shares were allotted in demat mode which are pending listing by JSE, DSE & MSE  |
| 2      | Out of 9277634, 397500 Equity shares were allotted in demat mode which are pending admission by NSDL   |
| 3      | Out of total promoter shareholding, 25000 equity shares are not held in demat mode due to the different name of promoter in physical mode and demat account of same promoter and such change is on account of marriage of the promoter |
| 4      | Based on declaration filed by the promoter, out of total promoter shareholding, 1600 equity shares were sold by one of the promoter but was not lodged for transfer by the transferee.   |
|        |  |



(D)(b) Statement showing holding of securities (including shares, warrants, convertible securities) of persons belonging to the category "Promoter and Promoter Group"


**Details of Promoters Shareholding**

| Sr. No.      | Name of the shareholder     | Details of Shares held |                                   | Encumbered shares (*) |                                     |  | Details of warrants     |   | Details of convertible securities     |   | Total shares (including underlying shares assuming full conversion of warrants and convertible securities) as a % of diluted share capital |
|--------------|-----------------------------|------------------------|-----------------------------------|-----------------------|-------------------------------------|--|-------------------------|---|---------------------------------------|---|--|
|              |                             | Number of shares held  | As a % of grand total (A)+(B)+(C) | No.                   | As a percentage                     | As a % of grand total (A)+(B)+(C) of sub-clause (I)(a) | Number of warrants held | As a % total number of warrants of the same class | Number of convertible securities held | As a % total number of convertible securities of the same class |  |
| (i)          | (ii)                        | (iii)                  | (iv)                              | (v)                   | $\frac{(vi)-(vii)}{(i)} \times 100$ | (vi)   | (viii)                  | (ix)  | (x)                                   | (xi)  | (xii)  |
| 1            | Mahipal Gupta               | 1,318,763              | 13.38                             | 0                     | 0.00                                | 0.00   | 0                       | 0.00  | 0                                     | 0.00  | 12.46  |
| 2            | Autopal Marketing Pvt. Ltd. | 593,400                | 6.02                              | 0                     | 0.00                                | 0.00   | 0                       | 0.00  | 0                                     | 0.00  | 5.61   |
| 3            | Autopal Glass Pvt. Ltd.     | 590,000                | 5.99                              | 0                     | 0.00                                | 0.00   | 0                       | 0.00  | 0                                     | 0.00  | 5.58   |
| 4            | Amit Mahipal Gupta          | 497,506                | 5.05                              | 0                     | 0.00                                | 0.00   | 0                       | 0.00  | 0                                     | 0.00  | 4.70   |
| 5            | Usha Gupta                  | 471,275                | 4.78                              | 0                     | 0.00                                | 0.00   | 225,000                 | 30.93   | 0                                     | 0.00  | 6.58   |
| 6            | Mahi Pal Gupta HUF          | 457,568                | 4.64                              | 0                     | 0.00                                | 0.00   | 0                       | 0.00  | 0                                     | 0.00  | 4.32   |
| 7            | Adarsh Mahipal Gupta        | 355,040                | 3.60                              | 0                     | 0.00                                | 0.00   | 102,500                 | 14.09   | 0                                     | 0.00  | 4.32   |
| 8            | Aulolite Manufacturing Ltd. | 271,815                | 2.76                              | 0                     | 0.00                                | 0.00   | 0                       | 0.00  | 0                                     | 0.00  | 2.57   |
| 9            | Arubha Adarsh Gupta         | 66,284                 | 0.67                              | 0                     | 0.00                                | 0.00   | 100,000                 | 13.75   | 0                                     | 0.00  | 1.57   |
| 10           | Bhawana Gupta               | 65,066                 | 0.66                              | 0                     | 0.00                                | 0.00   | 100,000                 | 13.75   | 0                                     | 0.00  | 1.56   |
| 11           | Sneha Goel                  | 58,397                 | 0.59                              | 0                     | 0.00                                | 0.00   | 0                       | 0.00  | 0                                     | 0.00  | 0.55   |
| 12           | Adarsh Mahipal Gupta HUF    | 22,900                 | 0.23                              | 0                     | 0.00                                | 0.00   | 100,000                 | 13.75   | 0                                     | 0.00  | 1.16   |
| 13           | Amit Mahipal Gupta HUF      | 12,804                 | 0.13                              | 0                     | 0.00                                | 0.00   | 100,000                 | 13.75   | 0                                     | 0.00  | 1.07   |
| 14           | Palsoft Infosystems Limited | 1,600                  | 0.02                              | 0                     | 0.00                                | 0.00   | 0                       | 0.00  | 0                                     | 0.00  | 0.02   |
| <b>TOTAL</b> |                             | <b>4,782,418</b>       | <b>48.53</b>                      | <b>0</b>              | <b>0.00</b>                         | <b>0.00</b>  | <b>727,500</b>          | <b>100.00</b>                                     | <b>0</b>                              | <b>0.00</b>   | <b>52.07</b>   |




(1)(c)(i) Statement showing holding of securities (including shares, warrants, convertible securities) of persons belonging to the category "Public" and holding more than 1% of the total number of shares

| Sr. No.      | Name of the shareholder            | Number of shares held | Shares as a percentage of total number of shares (i.e., Grand Total (A)+(B)+(C) indicated in Statement at para (1)(a) above) | Details of warrants     |   | Details of convertible securities     |  | Total shares (including underlying shares assuming full conversion of warrants and convertible securities) as a % of diluted share capital |
|--------------|------------------------------------|-----------------------|--|-------------------------|---|---------------------------------------|--|--|
|              |                                    |                       |  | Number of warrants held | As a % total number of warrants of the same class | Number of convertible securities held | % w.r.t total number of convertible securities of the same class |  |
| 1            | Rasmani Capital Markets Pvt. Ltd.  | 250,000               | 2.54   | 0                       | 0.00  | 0                                     | 0.00   | 2.36   |
| 2            | Stressed Assets Stabilisation Fund | 208,488               | 2.13   | 0                       | 0.00  | 0                                     | 0.00   | 1.98   |
| 3            | Kavita Himanshu Ajmera             | 154,000               | 1.56   | 0                       | 0.00  | 0                                     | 0.00   | 1.46   |
| 4            | Manoj Harkut                       | 120,093               | 1.22   | 0                       | 0.00  | 0                                     | 0.00   | 1.13   |
| 5            | Rekha Harkut                       | 116,858               | 1.19   | 0                       | 0.00  | 0                                     | 0.00   | 1.10   |
| 6            | Nisha Suresh Maheshwari            | 116,808               | 1.18   | 0                       | 0.00  | 0                                     | 0.00   | 1.10   |
| 7            | Madhuri Omprakash Dhamani          | 100,000               | 1.01   | 0                       | 0.00  | 0                                     | 0.00   | 0.95   |
| <b>TOTAL</b> |                                    | <b>1,057,047</b>      | <b>10.83</b>   | <b>0</b>                | <b>0.00</b>                                       | <b>0</b>                              | <b>0.00</b>  | <b>10.08</b>   |




**(D)(c)(ii) Statement showing holding of securities (including shares, warrants, convertible securities) of persons (together with PAC) belonging to the category "Public" and holding more than 5% of the total number of shares of the company**

| Sr. No.      | Name(s) of the shareholder(s) and the Persons Acting in Concert (PAC) with them | Number of shares | Shares as a percentage of total number of shares {i.e., Grand Total (A)+(B)+(C) indicated in Statement at para (D)(a) above} | Details of warrants |   | Details of convertible securities     |  | Total shares (including underlying shares assuming full conversion of warrants and convertible securities) as a % of diluted share capital |
|--------------|---|------------------|--|---------------------|---|---------------------------------------|--|--|
|              |   |                  |  | Number of warrants  | As a % total number of warrants of the same class | Number of convertible securities held | % w.r.t total number of convertible securities of the same class |  |
| 1            | NIL   |                  | 0.00   |                     | 0   |                                       |  |  |
| <b>TOTAL</b> |   | <b>0</b>         | <b>0.00</b>  | <b>0</b>            | <b>0</b>  | <b>0</b>                              | <b>0</b>   | <b>0</b>   |



**(D)(d) Statement showing details of locked-in shares**


| Sr. No.      | Name of the shareholder   | Number of locked-in shares | Locked-in shares as a percentage of total number of shares {i.e., Grand Total (A)+(B)+(C) indicated in Statement at para (I)(a) above} |
|--------------|---------------------------|----------------------------|--|
| 1            | Smt. Usha Gupta           | 467,003                    | 4.74   |
| 2            | Shri Amit Mahipal Gupta   | 494,457                    | 5.02   |
| 3            | Shri Adarsh Mahipal Gupta | 351,025                    | 3.56   |
| 4            | Mahipal Gupta HUF         | 456,768                    | 4.64   |
| 5            | Smt. Anubha Gupta         | 65,484                     | 0.66   |
| 6            | Smt. Bhawana Gupta        | 62,973                     | 0.64   |
| 7            | Adarsh Mahipal Gupta HUF  | 22,200                     | 0.23   |
| 8            | Amit Mahipal Gupta HUF    | 11,807                     | 0.12   |
| 9            | Suresh R. Maheshwari      | 50,000                     | 0.51   |
| <b>TOTAL</b> |                           | <b>1,981,717</b>           | <b>20.11</b>   |





**(II)(a) Statement showing details of Depository Receipts (DRs)**

| Sr. No.      | Type of outstanding DR (ADRs, GDRs, SDRs, etc.) | Number of outstanding DRs | Number of shares underlying outstanding DRs | Shares underlying outstanding DRs as a percentage of total number of shares (i.e., Grand Total (A)+(B)+(C) indicated in Statement at para (I)(a) above) |
|--------------|---|---------------------------|---|---|
| 1            | Nil   |                           |   | 0.00  |
| <b>TOTAL</b> |   | <b>0</b>                  | <b>0</b>                                    | <b>0.00</b>   |



(II)(b) Statement showing holding of Depository Receipts (DRs), where underlying shares held by "promoter/promoter group" are in excess of 1% of the total number of shares

| Sr. No.      | Name of the DR Holder | Type of outstanding DR (ADRs, GDRs, SDRs, etc.) | Number of shares underlying outstanding DRs | Shares underlying outstanding DRs as a percentage of total number of shares {i.e., Grand Total (A)+(B)+(C) indicated in Statement at para (I)(a) above} |
|--------------|-----------------------|---|---|---|
| 1            | Nil                   |   |   | 0.00  |
| <b>TOTAL</b> |                       |   | 0   | 0.00  |

