



Introductory sub-table (I)(a)

Name of the Company: <b>CLASSIC DIAMONDS (INDIA) LTD</b>			
Scrip Code :523200, Name of the scrip ID: CLASSIC, class of security: Equity			
Quarter ended: 31st March, 2015.			
<b>Partly paid-up shares:-</b>		<b>No. of partly paid-up shares</b>	<b>As a % of total no. of partly paid-up shares</b>
			<b>As a % of total no. of shares of the company</b>
Held by promoter/promoter group			#DIV/0! 0
Held by public			#DIV/0! 0
	<b>Total</b>	<b>0</b>	<b>#DIV/0! 0</b>
<b>Outstanding convertible securities:-</b>		<b>No. of outstanding securities</b>	<b>As a % of total no. of outstanding convertible securities</b>
			<b>As a % of total no. of shares of the company, assuming full conversion of the convertible securities</b>
Held by promoter/promoter group			#DIV/0! 0
Held by public		0	#DIV/0! 0
	<b>Total</b>	<b>0</b>	<b>#DIV/0! 0</b>
<b>Warrants:-</b>		<b>No. of warrants</b>	<b>As a % of total no. of warrants</b>
			<b>As a % of total no. of shares of the company, assuming full conversion of warrants</b>
Held by promoter/promoter group			#DIV/0! 0
Held by public			#DIV/0! 0
	<b>Total</b>	<b>0</b>	<b>#DIV/0! 0</b>
<b>Total paid-up capital of the company, assuming full conversion of warrants and convertible securities</b>		<b>39220000</b>	





**Statement Showing Shareholding Pattern**

Category code	Category of Shareholder	Table 1(a)						
		Number of Shareholders	Total number of shares	Number of shares held in dematerialized form	Total shareholding as a percentage of total number of shares		Shares Pledged or otherwise encumbered	
					As a percentage of (A+B) <sup>1</sup>	As a percentage of (A+B+C)	Number of shares	As a percentage
(i)	(ii)	(iii)	(iv)	(v)	(vi)	(vii)	(viii) = (vii)/(iv)*100	
<b>(A)</b>	<b>Shareholding of Promoter and</b>							
1	<b>Indian</b>							
(a)	Individuals/ Hindu Undivided Family	14	21782905	21029705	55.54	55.54	6499201 29.84	
(b)	Central Government/ State Government(s)	0	0	0	0.00	0.00	0 #DIV/0!	
(c)	Bodies Corporate	2	3018000	3018000	7.70	7.70	0 0.00	
(d)	Financial Institutions/ Banks	0	0	0	0.00	0.00	0 #DIV/0!	
(e)	Any Others (Specify)	0	0	0	0.00	0.00	0 #DIV/0!	
(e-i)					0.00	0.00	0 #DIV/0!	
(e-ii)					0.00	0.00	0 #DIV/0!	
	<b>Sub-Total (A)(1)</b>	<b>16</b>	<b>24800905</b>	<b>24047705</b>	<b>63.24</b>	<b>63.24</b>	<b>6499201 26.21</b>	
2	<b>Foreign</b>							
a	Individuals (Non-Residents Individuals/ Foreign Individuals)	0	0	0	0.00	0.00	0 #DIV/0!	
b	Bodies Corporate	0	0	0	0.00	0.00	0 #DIV/0!	
c	Institutions	0	0	0	0.00	0.00	0 #DIV/0!	
d	Qualified Foreign Investor	0	0	0	0.00	0.00	0 #DIV/0!	
e	Any Others (Specify)	0	0	0	0.00	0.00	0 #DIV/0!	
(e-i)		0	0	0	0.00	0.00	0 #DIV/0!	
(e-ii)								
	<b>Sub-Total (A)(2)</b>	<b>0</b>	<b>0</b>	<b>0</b>	<b>0.00</b>	<b>0.00</b>	<b>0 #DIV/0!</b>	
	<b>Total Shareholding of Promoter and</b>	<b>16</b>	<b>24800905</b>	<b>24047705</b>	<b>63.24</b>	<b>63.24</b>	<b>6499201 26.21</b>	
<b>(B)</b>	<b>Public shareholding</b>							
1	<b>Institutions</b>							
(a)	Mutual Funds/ UTI	1	500	0	0.00	0.00	0 0.00	
(b)	Financial Institutions/ Banks	5	1590338	1590638	4.06	4.06	0 0.00	
(c)	Central Government/ State Government(s)	0	0	0	0.00	0.00	0 0.00	
(d)	Venture Capital Funds	0	0	0	0.00	0.00	0 0.00	
(e)	Insurance Companies	0	0	0	0.00	0.00	0 0.00	
(f)	Foreign Institutional Investors				0.00	0.00	0 0.00	
(g)	Foreign Venture Capital Investors	0	0	0	0.00	0.00	0 0.00	
(h)	Qualified Foreign Investor	0	0	0	0.00	0.00	0 0.00	
(i)		0	0	0	0.00	0.00	0 0.00	
(i-i)					0.00	0.00	0 0.00	
(i-ii)								
	<b>Sub-Total (B)(1)</b>	<b>6</b>	<b>1591638</b>	<b>1590638</b>	<b>4.06</b>	<b>4.06</b>	<b>0 0.00</b>	
D 2	<b>Non-Institutions</b>							
(a)	Bodies Corporate	179	745047	728042	1.90	1.90	0 0.00	
(b)	Individuals							
i	Individuals - I. Individual shareholders holding nominal share capital up to Rs 1 lakh	11289	10942572	9832902	27.90	27.90	0 0.00	
ii	Individual shareholders holding nominal share capital in excess of Rs 1 lakh	12	865095	865095	2.21	2.21	0 0.00	
(c)	TRUSTS	1	500	500	0.00	0.00	0 0.00	
(d)	Non Resident Indians (Repatriation)	84	183859	183859	0.47	0.47	0 0.00	
(d-i)	Non Resident Indians (Non Repatriation)	17	29551	29551	0.08	0.08	0 0.00	
(d-ii)	Overseas Corporate Bodies				0.00	0.00	0 0.00	
(d-iii)	Cleanring Member	36	58437	58437	0.09	0.09	0 0.00	
	<b>Sub-Total (B)(2)</b>	<b>11598</b>	<b>12825457</b>	<b>11678787</b>	<b>33.70</b>	<b>33.70</b>	<b>0 0.00</b>	
<b>(B)</b>	<b>Total Public Shareholding (B) = (B)(1)+(B)(2)</b>	<b>11604</b>	<b>14419095</b>	<b>13269425</b>	<b>36.76</b>	<b>36.76</b>	<b>0 0.00</b>	
	<b>TOTAL (A)+(B)</b>	<b>11620</b>	<b>39220000</b>	<b>37317130</b>	<b>100.00</b>	<b>100.00</b>	<b>6499201 16.57</b>	
<b>(C)</b>	<b>Shares held by Custodians and against which Depository Receipts have been issued</b>							
1	Promoter and Promoter Group	0	0	0	0.00	0.00	0 #DIV/0!	
2	Public	0	0	0	0.00	0.00	0 0.00	
	<b>Sub-Total (C)</b>	<b>0</b>	<b>0</b>	<b>0</b>	<b>0.00</b>	<b>0.00</b>	<b>0 0.00</b>	
	<b>GRAND TOTAL (A)+(B)+(C)</b>	<b>11620</b>	<b>39220000</b>	<b>37317130</b>	<b>100</b>	<b>100</b>	<b>6499201 16.57</b>	



S.No	Notes
1	
2	
3	
4	
5	
6	
7	
8	
9	



(D)(c)(i) Statement showing holding of securities (including shares, warrants, convertible securities) of persons belonging to the category "Public" and holding more than 1% of the total number of shares

Sr. No.	Name of the shareholder	Number of shares held	Shares as a percentage of total number of shares {i.e., Grand Total (A)+(B)+(C) indicated in Statement at para (I)(a) above}	Details of warrants		Details of convertible securities		Total shares (including underlying shares assuming full conversion of warrants and convertible securities) as a % of diluted share capital
				Number of warrants held	As a % total number of warrants of the same class	Number of convertible securities held	% w.r.t total number of convertible securities of the same class	
1	PUNJAB NATIONAL BANK	941853	2.40	0	#DIV/0!	0	#DIV/0!	2.40
2	GENERAL INSURANCE CORPORATION OF INDIA	648285	1.65	0	#DIV/0!	0	#DIV/0!	1.65
3			0.00	0	#DIV/0!	0	#DIV/0!	0.00
4			0.00	0	#DIV/0!	0	#DIV/0!	0.00
5			0.00	0	#DIV/0!	0	#DIV/0!	0.00
6			0.00	0	#DIV/0!	0	#DIV/0!	0.00
7			0.00	0	#DIV/0!	0	#DIV/0!	0.00
<b>TOTAL</b>		<b>1590138</b>	<b>4.05</b>	<b>0</b>	<b>100</b>	<b>0</b>	<b>#DIV/0!</b>	<b>4.05</b>





(I)(b) Statement showing holding of securities (including shares, warrants, convertible securities) of persons belonging to the category "Promoter and Promoter Group"

Sr. No.	Name of the shareholder	Details of Shares held		Encumbered shares (*)			Details of warrants		Details of convertible securities		Total shares (including underlying shares assuming full conversion of warrants and convertible securities) as a % of diluted share capital
		Number of shares held	As a % of grand total (A) + (B) + (C)	No.	As a percentage	As a % of grand total (A)+(B)+(C) of sub-clause (I)(a)	Number of warrants held	As a % total number of warrants of the same class	Number of convertible securities held	As a % total number of convertible securities of the same class	
(i)	(ii)	(iii)	(iv)	(v)	(vi)=(v)/(iii)*100	(vii)	(viii)	(ix)	(x)	(xi)	(xii)
1	NIRAV K BHANSALI	4267255	10.88	3892255	91.21	9.92	0	#DIV/0!	0	#DIV/0!	10.88
2	BHAVANA KAUSHIK BHANSALI	2962559	7.55	0	0.00	0.00	0	#DIV/0!	0	#DIV/0!	7.55
3	KAUSHIK BHANSALI	2800000	7.14	0	0.00	0.00	0	#DIV/0!	0	#DIV/0!	7.14
4	CHANDRAKANT M. BHANSALI	2673405	6.82	0	0.00	0.00	0	#DIV/0!	0	#DIV/0!	6.82
5	KUMAR CHANDRAKANT BHANSALI	2981946	7.60	2606946	87.42	6.65	0	#DIV/0!	0	#DIV/0!	7.60
6	RUPEN BHANSALI	2200000	5.61	0	0.00	0.00	0	#DIV/0!	0	#DIV/0!	5.61
7	AAROHI DIAMONDS PRIVATE LIMITED	2190000	5.58	0	0.00	0.00	0	#DIV/0!	0	#DIV/0!	5.58
8	SONA BHANSALI	1380000	3.52	0	0.00	0.00	0	#DIV/0!	0	#DIV/0!	3.52
9	URMILA CHANDRAKANT BHANSALI	920520	2.35	0	0.00	0.00	0	#DIV/0!	0	#DIV/0!	2.35
10	DIAMAX INVESTMENT AND FINANCE PRIVATE LIMITED	828000	2.11	0	0.00	0.00	0	#DIV/0!	0	#DIV/0!	2.11
11	RITA KUMAR BHANSALI	609200	1.55	0	0.00	0.00	0	#DIV/0!	0	#DIV/0!	1.55
12	ANKUR BHANSALI	300000	0.76	0	0.00	0.00	0	#DIV/0!	0	#DIV/0!	0.76
13	BAJU K. BHANSALI	300000	0.76	0	0.00	0.00	0	#DIV/0!	0	#DIV/0!	0.76
14	GOPI K. BHANSALI	300000	0.76	0	0.00	0.00	0	#DIV/0!	0	#DIV/0!	0.76
15	YOGESH K KAJI	87920	0.22	0	0.00	0.00	0	#DIV/0!	0	#DIV/0!	0.22
16	MAYANK RAMANIKLAL MEHTA	100	0.00	0	0.00	0.00	0	#DIV/0!	0	#DIV/0!	0.00
<b>TOTAL</b>		<b>24800905</b>	<b>63.24</b>	<b>6499201</b>	<b>26.21</b>	<b>16.57</b>	<b>0</b>	<b>#DIV/0!</b>	<b>0.00</b>	<b>#DIV/0!</b>	<b>63.24</b>

(\*) The term "encumbrance" has the same meaning as assigned to it in regulation 28(3) of the SAST Regulations, 2011



(I)(c)(ii) Statement showing holding of securities (including shares, warrants, convertible securities) of persons (together with PAC) belonging to the category "Public" and holding more than 5% of the total number of shares of the company

Sr. No.	Name(s) of the shareholder(s) and the Persons Acting in Concert (PAC) with them	Number of shares	Shares as a percentage of total number of shares {i.e., Grand Total (A)+(B)+(C) indicated in Statement at para (I)(a) above}	Details of warrants		Details of convertible securities		Total shares (including underlying shares assuming full conversion of warrants and convertible securities) as a % of diluted share capital
				Number of warrants	As a % total number of warrants of the same class	Number of convertible securities held	% w.r.t total number of convertible securities of the same class	
	NIL		0.00		#DIV/0!		#DIV/0!	0.00
			0.00		#DIV/0!		#DIV/0!	0.00
<b>TOTAL</b>		<b>0</b>	<b>0.00</b>	<b>0</b>	<b>#DIV/0!</b>	<b>0</b>	<b>#DIV/0!</b>	<b>0.00</b>



(I)(d) Statement showing details of locked-in shares

Sr. No.	Name of the shareholder	Number of locked-in shares	Locked-in shares as a percentage of the number of shares {i.e., Grand Total (A)+(B)+(C) indicated in Statement a para (I)(a) above}
1	NIL		0.00
2			0.00
3			0.00
4			0.00
5			0.00
6			0.00
7			0.00
<b>TOTAL</b>		<b>0</b>	<b>0.00</b>



(II)(a) Statement showing details of Depository Receipts (DRs)

Sr. No.	Type of outstanding DR (ADRs, GDRs, SDRs, etc.)	Number of outstanding DRs	Number of shares underlying outstanding DRs	Shares underlying outstanding DRs as a percentage of total number of shares {i.e., Grand Total (A)+(B)+(C) indicated in Statement at para (I)(a) above}
1	NIL			0.00
2				0.00
3				0.00
4				0.00
5				0.00
6				0.00
7				0.00
8				0.00
9				0.00
<b>TOTAL</b>		<b>0</b>	<b>0</b>	<b>0.00</b>



Handwritten signature or initials in blue ink.



