

Introductory sub-table (I)(a)

Name of the Company: GUJARAT NARMADA FLYASH COMPANY LIMITED

Scrip Code, Name of the scrip, class of security: 526598, GUJNFLY, EQUITY


Quarter ended: 31st December, 2014

Partly paid-up shares:-		No. of partly paid-up shares	As a % of total no. of partly paid-up shares	As a % of total no. of shares of the company
Held by promoter/promoter group		NIL	NIL	NIL
Held by public		NIL	NIL	NIL
<b>Total</b>		NIL	NIL	NIL
<b>Outstanding convertible securities:-</b>				
		No. of outstanding securities	As a % of total no. of outstanding convertible securities	As a % of total no. of shares of the company, assuming full conversion of the convertible securities
Held by promoter/promoter group		NIL	NIL	NIL
Held by public		NIL	NIL	NIL
<b>Total</b>		NIL	NIL	NIL
<b>Warrants:-</b>				
		No. of warrants	As a % of total no. of warrants	As a % of total no. of shares of the company, assuming full conversion of warrants
Held by promoter/promoter group		NIL	NIL	NIL
Held by public		NIL	NIL	NIL
<b>Total</b>		NIL	NIL	NIL
<b>Total paid-up capital of the company, assuming full conversion of warrants and convertible securities</b>			<b>12734600</b>	<b>100.00</b>
			<b>100.00</b>	<b>100.00</b>



**Statement Showing Shareholding Pattern**

Category code	Category of Shareholder	Table (I)(a)					Total shareholding as a percentage of total number of shares		Shares Pledged or otherwise encumbered	
		Number of Shareholders	Total number of shares	Number of shares held in dematerialized form	As a percentage of (A+B) <sup>1</sup>	As a percentage of (A+B+C)	Number of shares	As a percentage		
(I)	(II)	(III)	(IV)	(V)	(VI)	(VII)	(VIII)	(IX) = (VIII)/(IV)*100		
(A)	Shareholding of Promoter and Promoter									
1	Indian									
(a)	Individuals/ Hindu Undivided Family									
		1	42800	0	0.34	0.34	0	0.00		
(b)	Central Government/ State Government(s)				0.00	0.00		#DIV/0!		
(c)	Bodies Corporate				0.00	0.00		#DIV/0!		
(d)	Financial Institutions/ Banks				0.00	0.00		#DIV/0!		
(e)	Any Others(Specify)				0.00	0.00		#DIV/0!		
(e-i)					0.00	0.00		#DIV/0!		
(e-ii)										
	<b>Sub Total(A)(1)</b>	<b>1</b>	<b>42800</b>	<b>0</b>	<b>0.34</b>	<b>0.34</b>	<b>0</b>	<b>0.00</b>		
2	<b>Foreign</b>									
a	Individuals (Non-Residents Individuals/ Foreign Individuals)				0.00	0.00		#DIV/0!		
b	Bodies Corporate				0.00	0.00		#DIV/0!		
c	Institutions				0.00	0.00		#DIV/0!		






(c)	Qualified Foreign Investor					0.00	0.00				
(d)	Any Other (specify)					0.00	0.00				
(d-i)	Trust	1	393600	393600		3.09	3.09				
(d-ii)	Clearing member										
	Sub-Total (B)(2)	513	12056800	10714400		94.68	94.68				
(B)	Total Public Shareholding (B)= (B)(1)+(B)(2)	514	12691800	11349400		99.66	99.66				
	TOTAL (A)+(B)	515	12734600	11349400		100.00	100.00				
(C)	Shares held by Custodians and against which Depository Receipts have been issued										
1	Promoter and Promoter Group						0.00				#DIV/0!
2	Public						0.00				
	Sub-Total (C)	0	0	0			0				
	GRAND TOTAL (A)+(B)+(C)	515	12734600	11349400			100.00			0	0.00




Sr.No	Notes
1	
2	
3	
4	
5	
6	
7	
8	
9	





(F)(c)(i) Statement showing holding of securities (including shares, warrants, convertible securities) of persons belonging to the category "Public" and holding more than 1% of the total number of shares

Sr. No.	Name of the shareholder	Number of shares held	Shares as a percentage of total number of shares {i.e., Grand Total (A)+(B)+(C) indicated in Statement at para (D)(a) above}	Details of warrants		Details of convertible securities		Total shares (including underlying shares assuming full conversion of warrants and convertible securities) as a % of diluted share capital
				Number of warrants held	As a % total number of warrants of the same class	Number of convertible securities held	% w.r.t total number of convertible securities of the same class	
1	INVENTURE FINANCE PRIVATE LIMIT	1000000	7.85	0	0.00	0	0.00	7.85
2	INVENTURE GROWTH & SECURITIES I	749010	5.88	0	0.00	0	0.00	5.88
3	SBI CAPITAL MARKETS LTD A/C INDIA	635000	4.99	0	0.00	0	0.00	4.99
4	GEEETA ASHOK THOSANI	400000	3.14	0	0.00	0	0.00	3.14
5	INDIAN BANK A/C INDIAN BANK MUT	393600	3.09	0	0.00	0	0.00	3.09
6	AKASH MANSUKH SHAH	310000	2.43	0	0.00	0	0.00	2.43
7	PANKAJ KARNAVAT	250000	1.96	0	0.00	0	0.00	1.96
8	RAJNEE GITAYE	250000	1.96	0	0.00	0	0.00	1.96
9	SANJEEV MOTILAL MALHOTRA	240000	1.88	0	0.00	0	0.00	1.88
10	MANOJBHAI T MEWAWALA	240000	1.88	0	0.00	0	0.00	1.88
11	KANTIBHAI G PATEL	240000	1.88	0	0.00	0	0.00	1.88
12	RAMESHBHAI PATEL	240000	1.88	0	0.00	0	0.00	1.88
13	MANOJ MAGANLAL HUF	200000	1.57	0	0.00	0	0.00	1.57
14	MUKESH KANTILAL THOSANI	200000	1.57	0	0.00	0	0.00	1.57
15	CORNHILL TRADING COMPANY	141120	1.11	0	0.00	0	0.00	1.11
16	HITESH SHANTILAL KARIA	200000	1.57	0	0.00	0	0.00	1.57
17	AMIT NATVARLAL DOSHI	200000	1.57	0	0.00	0	0.00	1.57
18	SANIY MAGANLAL MEHTA	170640	1.34	0	0.00	0	0.00	1.34
19	SAVITRI GOPALDAS VILAITRAMANI	160000	1.26	0	0.00	0	0.00	1.26
20	HEETA MANSUKH SHAH	150000	1.18	0	0.00	0	0.00	1.18
21	Y BASHYAM	150000	1.18	0	0.00	0	0.00	1.18
22	Y ABHINESH	150000	1.18	0	0.00	0	0.00	1.18
<b>TOTAL</b>		<b>6669370</b>	<b>52.37</b>	<b>0</b>	<b>0.00</b>	<b>0</b>	<b>0.00</b>	<b>52.37</b>









(1)(d) Statement showing details of locked-in shares

Sr. No.	Name of the shareholder	Number of locked-in shares	Locked-in shares as a percentage of total number of shares {i.e., Grand Total (A)+(B)+(C) indicated in Statement at para (1)(a) above}	Promoter / Promoter Group / Public
1	NIL		0.00	
2			0.00	
3			0.00	
4			0.00	
5			0.00	
6			0.00	
7			0.00	
8			0.00	
9			0.00	
<b>TOTAL</b>		<b>0</b>	<b>0.00</b>	



(11)(a) Statement showing details of Depository Receipts (DRs)

Sr. No.	Type of outstanding DR (ADRs, GDRs, SDRs, etc.)	Number of outstanding DRs	Number of shares underlying outstanding DRs	Shares underlying outstanding DRs as a percentage of total number of shares {i.e., Grand Total (A)+(B)+(C) indicated in Statement at para (1)(a) above}
1				0.00
2				0.00
3				0.00
4				0.00
5				0.00
6				0.00
7				0.00
8				0.00
9				0.00
<b>TOTAL</b>		<b>0</b>	<b>0</b>	<b>0.00</b>



(1D)(b) Statement showing holding of Depository Receipts (DRs), where underlying shares held by "promoter/promoter group" are in excess of 1% of the total number of shares

Sr. No.	Name of the DR Holder	Type of outstanding DR (ADRs, GDRs, SDRs, etc.)	Number of shares underlying outstanding DRs	Shares underlying outstanding DRs as a percentage of total number of shares {i.e., Grand Total (A)+(B)+(C) indicated in Statement at para (1)(a) above}
1				0.00
2				0.00
3				0.00
4				0.00
5				0.00
6				0.00
7				0.00
8				0.00
9				0.00
<b>TOTAL</b>			<b>0</b>	<b>0.00</b>

