



Introductory sub-table (I)(a)

Name of the Company: GUJARAT NARMADA FLYASH COMPANY LIMITED			
Scrip Code, Name of the scrip, class of security: 526598, GUJNFY, EQUITY			
Quarter ended: 31st March, 2015			
Partly paid-up shares:-	No. of partly paid-up shares	As a % of total no. of partly paid-up shares	As a % of total no. of shares of the company
Held by promoter/promoter group	NIL	NIL	NIL
Held by public	NIL	NIL	NIL
Total	NIL	NIL	NIL
Outstanding convertible securities:-			
	No. of outstanding securities	As a % of total no. of outstanding convertible securities	As a % of total no. of shares of the company, assuming full conversion of the convertible securities
Held by promoter/promoter group	NIL	NIL	NIL
Held by public	NIL	NIL	NIL
Total	NIL	NIL	NIL
Warrants:-			
	No. of warrants	As a % of total no. of warrants	As a % of total no. of shares of the company, assuming full conversion of warrants
Held by promoter/promoter group	NIL	NIL	NIL
Held by public	NIL	NIL	NIL
Total	NIL	NIL	NIL
Total paid-up capital of the company, assuming full conversion of warrants and convertible securities			
	12734600	100.00	100.00



Statement Showing Shareholding Pattern


Category code	Category of Shareholder	Table (I)(a)					Shares Pledged or otherwise encumbered						
		Number of Shareholders	Total number of shares	Number of shares held in dematerialized form	Total shareholding as a percentage of total number of shares		Number of shares	As a percentage					
		(III)	(IV)	(V)	As a percentage of (A+B) ¹	As a percentage of (A+B+C)				(VIII)	(IX) = (VIII)/(IV)*100		
(I)	(II)												
(A)	Shareholding of Promoter and Promoter												
1	Indian												
(a)	Individuals/ Hindu Undivided Family												
(b)	Central Government/ State Government(s)	1	42800	0	0.34	0.34	0.34	0.00					0.00
(c)	Bodies Corporate				0.00	0.00	0.00	#DIV/0!					
(d)	Financial Institutions/ Banks				0.00	0.00	0.00	#DIV/0!					
(e)	Any Others(Specify)				0.00	0.00	0.00	#DIV/0!					
(e-i)					0.00	0.00	0.00	#DIV/0!					
(e-ii)					0.00	0.00	0.00	#DIV/0!					
	Sub Total(A)(I)	1	42800	0	0.34	0.34	0.34	0.00	0	0	0.00	0.00	0.00
2	Foreign												
a	Individuals (Non-Residents Individuals/ Foreign Individuals)				0.00	0.00	0.00	#DIV/0!					#DIV/0!
b	Bodies Corporate				0.00	0.00	0.00	#DIV/0!					#DIV/0!
c	Institutions				0.00	0.00	0.00	#DIV/0!					#DIV/0!



d	Qualified Foreign Investor												#DIV/0!
e	Any Others(Specify)												#DIV/0!
e-i													#DIV/0!
e-ii													
	Sub Total(A)(2)	0	0	0	0	0	0	0.00	0.00	0.00	0	0	#DIV/0!
	Total Shareholding of Promoter and	1	42800					0.34	0.34	0.34	0	0	0.00
(B)	Public shareholding												
I	Institutions												
(a)	Mutual Funds/ UTI	1	635000			635000		4.99	4.99	4.99			
(b)	Financial Institutions/ Banks							0.00	0.00	0.00			
(c)	Central Government/ State Government(s)							0.00	0.00	0.00			
(d)	Venture Capital Funds							0.00	0.00	0.00			
(e)	Insurance Companies							0.00	0.00	0.00			
(f)	Foreign Institutional Investors							0.00	0.00	0.00			
(g)	Foreign Venture Capital Investors							0.00	0.00	0.00			
(h)	Qualified Foreign Investor							0.00	0.00	0.00			
(i)	Any Other (specify)							0.00	0.00	0.00			
(i-ii)								0.00	0.00	0.00			
(i-ii)													
	Sub-Total (B)(1)	1	635000			635000		4.99	4.99	4.99			
B 2	Non-institutions												
(a)	Bodies Corporate	22	2041743			2016943		16.03	16.03	16.03			
(b)	Individuals							0.00	0.00	0.00			
I	Individuals -i. Individual shareholders holding nominal share capital up to Rs 1 lakh	400	998722			863922		7.84	7.84	7.84			
II	Individual shareholders holding nominal share capital in excess of Rs. 1 lakh.	90	8472735			7289935		66.53	66.53	66.53			



(c)	Qualified Foreign Investor													
(d)	Any Other (specify)													
(d-i)	Trust													
		1	393600	393600	393600	3.09	3.09	0.00	0.00					
(d-ii)	Clearing member.	1	150000	150000	150000	1.18	1.18	0.00	0.00					
	Sub-Total (B)(2)	514	12056800	10714400	10714400	94.68	94.68							
(B)	Total Public Shareholding (B)= (B)(1)+(B)(2)	515	12691800	11349400	11349400	99.66	99.66							
	TOTAL (A)+(B)	516	12734600	11349400	11349400	100.00	100.00							
(C)	Shares held by Custodians and against which Depository Receipts have been issued													
1	Promoter and Promoter Group													
2	Public													
		0	0	0	0	0	0	0.00	0.00					
	Sub-Total (C)	0	0	0	0	0	0	0.00	0.00					
	GRAND TOTAL (A)+(B)+(C)	516	12734600	11349400	11349400	100.00	100.00							0.00



Sr.No Notes

1

2

3

4

5

6

7

8

9



(I)(b) Statement showing holding of securities (including shares, warrants, convertible securities) of persons belonging to the category "Promoter and Promoter Group"


Sr. No.	Name of the shareholder	Details of Shares held		Encumbered shares (*)			Details of warrants		Details of convertible securities		Total shares (including underlying shares assuming full conversion of warrants and convertible securities) as a % of diluted share capital
		Number of shares held	As a % of grand total (A)+(B)+(C)	No.	As a percentage	As a % of grand total (A)+(B)+(C) of sub-clause (I)(a)	Number of warrants held	As a % total number of warrants of the same class	Number of convertible securities held	As a % total number of convertible securities of the same class	
(I)	(II)	(III)	(IV)	(V)	(VI)	(VII)	(VIII)	(IX)	(X)	(XI)	(XII)
1	Bimlesh Kumar Mishra	42800	0.34		$(VI) = (V) / (III) * 100$	0.00	0	0.00	0	0.00	0.34
			0.00		0.00	0.00		0.00	0	0.00	
			0.34	0	0.00	0.00		0.00	0	0.00	
	TOTAL	42800	0.34	0	0.00	0.00	0	0.00	0	0.00	0.34

(*) The term "encumbrance" has the same meaning as assigned to it in regulation 28(3) of the SAST Regulations, 2011




(I)(c)(i) Statement showing holding of securities (including shares, warrants, convertible securities) of persons belonging to the category "Public" and holding more than 1% of the total number of shares

Sr. No.	Name of the shareholder	Number of shares held	Sharés as a percentage of total number of shares {i.e., Grand Total (A)+(B)+(C) indicated in Statement at para (D)(a) above}	Details of warrants		Details of convertible securities		Total shares (including underlying shares assuming full conversion of warrants and convertible securities) as a % of diluted share capital
				Number of warrants held	As a % total number of warrants of the same class	Number of convertible securities held	% w.r.t total number of convertible securities of the same class	
1	INVENTURE FINANCE PRIVATE LIMIT	1000000	7.85	0	0.00	0	0.00	7.85
2	INVENTURE GROWTH & SECURITIES I	749010	5.88	0	0.00	0	0.00	5.88
3	SBI CAPITAL MARKETS LTD A/C INDIA	635000	4.99	0	0.00	0	0.00	4.99
4	GEETA ASHOK THOSANI	400000	3.14	0	0.00	0	0.00	3.14
5	INDIAN BANK A/C INDIAN BANK MUT	393600	3.09	0	0.00	0	0.00	3.09
6	AKASH MANSUKH SHAH	310000	2.43	0	0.00	0	0.00	2.43
7	PANKAJ KARNAVAT	250000	1.96	0	0.00	0	0.00	1.96
8	RAJNEE GITAYE	250000	1.96	0	0.00	0	0.00	1.96
9	SANJEEV MOTILAL MALHOTRA	240000	1.88	0	0.00	0	0.00	1.88
10	MANOJBHAI T MEWA WALA	240000	1.88	0	0.00	0	0.00	1.88
11	KANTIBHAI G PATEL	240000	1.88	0	0.00	0	0.00	1.88
12	RAMESHBHAI PATEL	240000	1.88	0	0.00	0	0.00	1.88
13	ANAND RATHI SHARE & STOCK	150000	1.18	0	0.00	0	0.00	1.18
14	MUKESH KANTILAL THOSANI	200000	1.57	0	0.00	0	0.00	1.57
15	CORNHILL TRADING COMPANY	141120	1.11	0	0.00	0	0.00	1.11
16	HITESH SHANTILAL KARIA	200000	1.57	0	0.00	0	0.00	1.57
17	AMIT NATVARLAL DOSHI	200000	1.57	0	0.00	0	0.00	1.57
18	SANJAY MAGANLAL MEHTA	170339	1.34	0	0.00	0	0.00	1.34
19	SAVITRI GOPALDAS VILLAITRAMANI	160000	1.26	0	0.00	0	0.00	1.26
20	HEETA MANSUKH SHAH	150000	1.18	0	0.00	0	0.00	1.18
21	Y BASHYAM	150000	1.18	0	0.00	0	0.00	1.18
22	Y ABHINESH	150000	1.18	0	0.00	0	0.00	1.18
TOTAL		6619069	51.98	0	0.00	0	0.00	51.98




(I)(c)(ii) Statement showing holding of securities (including shares, warrants, convertible securities) of persons (together with PAC) belonging to the category "Public" and holding more than 5% of the total number of shares of the company

Sr. No.	Name(s) of the shareholder(s) and the Persons Acting in Concert (PAC) with them	Number of shares	Shares as a percentage of total number of shares {i.e., Grand Total (A)+(B)+(C) indicated in Statement at para (I)(a) above}	Details of warrants		Details of convertible securities		Total shares (including underlying shares assuming full conversion of warrants and convertible securities) as a % of diluted share capital
				Number of warrants	As a % total number of warrants of the same class	Number of convertible securities held	% w.r.t total number of convertible securities of the same class	
1	INVENTURE FINANCE PRIV	1000000	7.85	0	0.00	0	0.00	7.85
2	INVENTURE GROWTH & SE	749010	5.88	0	0.00	0	0.00	7.45
3			0.00	0	0.00	0	0.00	
4			0.00	0	0.00	0	0.00	
5			0.00	0	0.00	0	0.00	
6			0.00	0	0.00	0	0.00	
7			0.00	0	0.00	0	0.00	
8			0.00	0	0.00	0	0.00	
9			0.00	0	0.00	0	0.00	
10			0.00	0	0.00	0	0.00	
TOTAL		1749010	13.73	0	0.00	0	0.00	15.3



(D)(c)(ii) Statement showing holding of securities (including shares, warrants, convertible securities) of persons (together with PAC) belonging to the category “Public” and holding more than 5% of the total number of shares of the company

Sr. No.	Name(s) of the shareholder(s) and the Persons Acting in Concert (PAC) with them	Number of shares	Shares as a percentage of total number of shares {i.e., Grand Total (A)+(B)+(C) indicated in Statement at para (D)(a) above}	Details of warrants		Details of convertible securities		Total shares (including underlying shares assuming full conversion of warrants and convertible securities) as a % of diluted share capital
				Number of warrants	As a % total number of warrants of the same class	Number of convertible securities held	% w.r.t total number of convertible securities of the same class	
1	INVENTURE FINANCE PRIV	1000000	7.85	0	0.00	0	0.00	7.85
2	INVENTURE GROWTH & SE	749010	5.88	0	0.00	0	0.00	7.45
3			0.00	0	0.00	0	0.00	
4			0.00	0	0.00	0	0.00	
5			0.00	0	0.00	0	0.00	
6			0.00	0	0.00	0	0.00	
7			0.00	0	0.00	0	0.00	
8			0.00	0	0.00	0	0.00	
9			0.00	0	0.00	0	0.00	
10			0.00	0	0.00	0	0.00	
TOTAL		1749010	13.73	0	0.00	0	0.00	15.3



(1)(d) Statement showing details of locked-in shares

Sr. No.	Name of the shareholder	Number of locked-in shares	Locked-in shares as a percentage of total number of shares {i.e., Grand Total (A)+(B)+(C) indicated in Statement at para (1)(a) above}	Promoter / Promoter Group / Public
1	NIL		0.00	
2			0.00	
3			0.00	
4			0.00	
5			0.00	
6			0.00	
7			0.00	
8			0.00	
9			0.00	
TOTAL		0	0.00	



(II)(b) Statement showing holding of Depository Receipts (DRs), where underlying shares held by "promoter/promoter group" are in excess of 1% of the total number of shares

Str. No.	Name of the DR Holder	Type of outstanding DR (ADRs, GDRs, SDRs, etc.)	Number of shares underlying outstanding DRs	Shares underlying outstanding DRs as a percentage of total number of shares {i.e., Grand Total (A)+(B)+(C) indicated in Statement at para (D)(a) above}
1				0.00
2				0.00
3				0.00
4				0.00
5				0.00
6				0.00
7				0.00
8				0.00
9				0.00
TOTAL			0	0.00

