

Introductory sub-table (i)(a)

Name of the Company : INDIA POLYSPIN LTD

Scrip Code, Name of the scrip, class of security : 514490

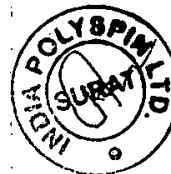
Quarter ended : 30TH SEPTEMBER, 2014

| Partly paid-up shares:- | No. of partly paid-up shares | As a % of total no. of partly paid-up shares | As a % of total no. of shares of the company |
|---------------------------------|------------------------------|--|--|
| Held by promoter/promoter group | 0 | 0.00 | 0.00 |
| Held by public | 0 | 0.00 | 0.00 |
| Total - D | 0 | 0.00 | 0.00 |

| Outstanding convertible securities:- | No. of outstanding securities | As a % of total no. of outstanding convertible securities | As a % of total no. of shares of the company, assuming full conversion of the convertible securities |
|--------------------------------------|-------------------------------|---|--|
| Held by promoter/promoter group | 0 | 0.00 | 0.00 |
| Held by public | 0 | 0.00 | 0.00 |
| Total - E | 0 | 0.00 | 0.00 |

| Warrants:- | No. of warrants | As a % of total no. of warrants | As a % of total no. of shares of the company, assuming full conversion of warrants |
|---------------------------------|-----------------|---------------------------------|--|
| Held by promoter/promoter group | 0 | 0.00 | 0.00 |
| Held by public | 0 | 0.00 | 0.00 |
| Total - F | 0 | 0.00 | 0.00 |

| | | | |
|---|---------|------|--------|
| Total paid-up capital of the company, assuming full conversion of warrants and convertible securities (Grand Total (A+B+C)+ D+E+F) | 5555700 | 0.00 | 100.00 |
|---|---------|------|--------|




| | | | | | | | | | |
|------------|---|-------------|----------------|----------------|---------------|---------------|---------------|----------|-------------|
| (a) | Mutual Funds/ UTI | 2 | 49800 | 0 | 0 | 0.90 | 0.90 | 0 | 0.00 |
| (b) | Financial Institutions / Banks | 0 | 0 | 0 | 0 | 0.00 | 0.00 | 0 | 0.00 |
| (c) | Central Government/ State Government(s) | 0 | 0 | 0 | 0 | 0.00 | 0.00 | 0 | 0.00 |
| (d) | Venture Capital Funds | 0 | 0 | 0 | 0 | 0.00 | 0.00 | 0 | 0.00 |
| (e) | Insurance Companies | 0 | 0 | 0 | 0 | 0.00 | 0.00 | 0 | 0.00 |
| (f) | Foreign Institutional Investors | 0 | 0 | 0 | 0 | 0.00 | 0.00 | 0 | 0.00 |
| (g) | Foreign Venture Capital Investors | 0 | 0 | 0 | 0 | 0.00 | 0.00 | 0 | 0.00 |
| (h) | Qualified Foreign Investor | 0 | 0 | 0 | 0 | 0.00 | 0.00 | 0 | 0.00 |
| (i) | Any Other (specify) | 0 | 0 | 0 | 0 | 0.00 | 0.00 | 0 | 0.00 |
| (i-ii) | | | | | | 0.00 | 0.00 | 0 | 0.00 |
| (i-ii) | | | | | | 0.00 | 0.00 | 0 | 0.00 |
| | Sub-Total (B)(I) | 2 | 49800 | 0 | 0 | 0.90 | 0.90 | 0 | 0.00 |
| B.2 | Non-institutions | | | | | | | | |
| (a) | Bodies Corporate | 55 | 262694 | 254394 | 4.73 | 4.73 | 4.73 | 0 | 0.00 |
| (b) | Individuals | | | | | | | | |
| | Individuals -i. Individual shareholders holding nominal share capital up to Rs 1 lakh | 2988 | 2900737 | 2468617 | 52.21 | 52.21 | 52.21 | 0 | 0.00 |
| ii. | Individual shareholders holding nominal share capital in excess of Rs. 1 lakh. | | | | | | | | |
| (c) | Qualified Foreign Investor | 83 | 2245244 | 2126144 | 40.41 | 40.41 | 40.41 | 0 | 0.00 |
| (d) | Any Other (specify) | | | | | | | | |
| (d-i) | Clearing Members | 6 | 30316 | 30316 | 0.55 | 0.55 | 0.55 | 0 | 0.00 |
| (d-ii) | NON RESIDENT INDIA (REPAT) | 1 | 3500 | 3500 | 0.06 | 0.06 | 0.06 | 0 | 0.00 |
| (d-iii) | NON RESIDENT INDIA (NON REPAT) | | | | | | | | |
| | Sub-Total (B)(2) | 1 | 1400 | 1400 | 0.03 | 0.03 | 0.03 | 0 | 0.00 |
| | Total (B)(I)+(B)(2) | 3134 | 5443891 | 4884371 | 97.99 | 97.99 | 97.99 | 0 | 0.00 |
| (B) | Total Public Shareholding (B)= (B)(I)+(B)(2) | 3136 | 5493691 | 4884371 | 98.88 | 98.88 | 98.88 | 0 | 0.00 |
| | TOTAL (A)+(B) | 3139 | 5555700 | 4946080 | 100.00 | 100.00 | 100.00 | 0 | 0.00 |
| (C) | Shares held by Custodians and against which Depository Receipts have been issued | | | | | | | | |
| 1 | Promoter and Promoter Group | 0 | 0 | 0 | 0.00 | 0.00 | 0.00 | 0 | 0.00 |
| 2 | Public | 0 | 0 | 0 | 0.00 | 0.00 | 0.00 | 0 | 0.00 |
| | Sub-Total (C) | 0 | 0 | 0 | 0.00 | 0.00 | 0.00 | 0 | 0.00 |
| | GRAND TOTAL (A)+(B)+(C) | 3139 | 5555700 | 4946080 | 100.00 | 100.00 | 100.00 | 0 | 0.00 |




(1)(b) Statement showing holding of Securities (including shares, warrants, convertible securities) of persons belong to the Category "Promoter and Promoter Group"

| Sr. No. | Name of the shareholder | Total shares held | | Encumbered Shares (*) | | Details of Warrants | | Details of Convertible Securities | | Total shares (including underlying shares assuming full conversion of warrants & convertible securities) as a % of diluted share capital |
|---------|------------------------------------|----------------------------------|---------------------------------------|-----------------------|-----------------|--|-------------------------|---|--|--|
| | | Number of shares (A) + (B) + (C) | As a % of grand total (A) + (B) + (C) | Number | As a percentage | As a % of grand total (A)+(B)+(C) of sub-clause (1)(a) | Numbers of Warrant Held | As a % total number of warrants of the same class | Numbers of Convertible Securities held | |
| 1 | ARJUNLAL UTTAMCHANDANI | 52800 | 0.95 | 0 | 0.00 | 0 | 0.00 | 0 | 0.00 | 0.00 |
| 2 | SURESHKUMAR NEBHUMAL UTTAMCHANDANI | 5902 | 0.11 | 0 | 0.00 | 0 | 0.00 | 0 | 0.00 | 0.00 |
| 3 | SHANKERLAL NEBHUMAL UTTAMCHANDANI | 3307 | 0.06 | 0 | 0.00 | 0 | 0.00 | 0 | 0.00 | 0.00 |
| 4 | | | | | | | | | | |
| 5 | | | | | | | | | | |
| 6 | | | | | | | | | | |
| 7 | | | | | | | | | | |
| 8 | | | | | | | | | | |
| 9 | | | | | | | | | | |
| 10 | | | | | | | | | | |
| 11 | | | | | | | | | | |
| | TOTAL | 62009 | 1.12 | 0.00 | 0.00 | 0.00 | 0.00 | 0.00 | 0.00 | 0.00 |



(D)(c)(ii) Statement showing holding of securities (including shares, warrants, convertible securities) of persons (together with PAC) belonging to the category "Public" and holding more than 5% of the total number of shares of the company

| Sr. No. | Name(s) of the shareholder(s) and the Person Acting in Concert (PAC) with them | Number of shares | Shares as a percentage of total number of shares i.e., Grand Total (A)+(B)+(C) indicated in Statement at para (1)(a) above} | Details of Warrants | | | Details of Convertible Securities | | Total shares (including underlying shares assuming full conversion of warrants & convertible securities) as a % of diluted share |
|--------------|--|------------------|---|-------------------------|---|--|---|-------------|--|
| | | | | Numbers of Warrant Held | As a % total number of warrants of the same class | Numbers of Convertible Securities held | As a % total number of convertible securities of the same class | | |
| 1 | N.A. | | 0.00 | 0 | 0.00 | 0 | 0.00 | 0.00 | |
| 2 | | | | | | | | | |
| 3 | | | | | | | | | |
| 4 | | | | | | | | | |
| 5 | | | | | | | | | |
| 6 | | | | | | | | | |
| 7 | | | | | | | | | |
| 8 | | | | | | | | | |
| 9 | | | | | | | | | |
| 10 | | | | | | | | | |
| TOTAL | | 0 | 0.00 | 0.00 | 0.00 | 0.00 | 0.00 | 0.00 | |



(I)(d) Statement showing details of locked-in shares

| Sr. No. | Name of the shareholder | Number of locked-in shares | Locked-in shares as a percentage of total number of shares {i.e., Grand Total (A)+(B)+(C) indicated in Statement at para (I)(a) above} |
|---------|-------------------------|----------------------------|--|
| 1 | NIL | | 0.00 |
| 2 | | | 0.00 |
| 3 | | | 0.00 |
| 4 | | | 0.00 |
| 5 | | | 0.00 |
| 6 | | | 0.00 |
| 7 | | | 0.00 |
| 8 | | | 0.00 |
| 9 | | | 0.00 |
| 10 | | | 0.00 |
| TOTAL | | 0 | 0.00 |



