

Introductory sub-table (I)(a)

Name of the Company: Mercator Limited				
Scrip Code, Name of the scrip, class of security: BSE - 526236, NSE - MERCATOR				
Quarter ended: September 30, 2014				
Partly paid-up shares:-		No. of partly paid-up shares	As a % of total no. of partly paid-up shares	As a % of total no. of shares of the company
Held by promoter/promoter group		0	0	0
Held by public		0	0	0
Total - D		0	0	0
Outstanding convertible securities:-		No. of outstanding securities	As a % of total no. of outstanding convertible securities	As a % of total no. of shares of the company, assuming full conversion of the convertible securities
Held by promoter/promoter group		0	0	0
Held by public		24469556	100	9.08
Total - E		24469556	100	9.08
Warrants:-		No. of warrants	As a % of total no. of warrants	As a % of total no. of shares of the company, assuming full conversion of warrants
Held by promoter/promoter group		0	0	0
Held by public		0	0	0
Total - F		0	0	0
Total paid-up capital of the company, assuming full conversion of warrants and convertible securities		269361629		



Statement Showing Shareholding Pattern								
Category code	Category of Shareholder	Number of Shareholders	Table (I)(a)				Shares Pledged or otherwise encumbered	
			Total number of shares	Number of shares held in dematerialized form	Total shareholding as a percentage of total number of shares		Number of shares	As a percentage
			(IV)	(V)	As a percentage of (A+B) (VI)	As a percentage of (A+B+C) (VII)	(VIII)	(IX)= (VIII)/(IV)*100
(I)	(II)	(III)	(IV)	(V)	(VI)	(VII)	(VIII)	(IX)= (VIII)/(IV)*100
(A)	Shareholding of Promoter and Promoter Group							
1	Indian							
(a)	Individuals/ Hindu Undivided Family	9	80077816	80077816	32.70	32.70	0	0
(b)	Central Government/ State Government(s)	0	0	0	0.00	0.00	0	0
(c)	Bodies Corporate	1	18406250	18406250	7.52	7.52	0	0
(d)	Financial Institutions/ Banks	0	0	0	0.00	0.00	0	0
(e)	Any Others(Specify)	0	0	0	0.00	0.00	0	0
	Sub Total(A)(1)	10	98484066	98484066	40.22	40.22	0	0.00
2	Foreign							
a	Individuals (Non-Residents Individuals/Foreign Individuals)	0	0	0	0	0	0	0
b	Bodies Corporate	0	0	0	0	0	0	0
c	Institutions	0	0	0	0	0	0	0
d	Qualified Foreign Investor	0	0	0	0	0	0	0
e	Any other (Specify)	0	0	0	0	0	0	0
	Sub Total(A)(2)	0	0	0	0.00	0.00	0	0
	Total Shareholding of Promoter and Promoter Group (A)= (A)(1)+(A)(2)	10	98484066	98484066	40.22	40.22	0	0.00
(B)	Public shareholding							
1	Institutions							
(a)	Mutual Funds/ UTI	2	77485	2485	0.03	0.03	0	0
(b)	Financial Institutions / Banks	6	3335058	3335058	1.36	1.36	0	0.00
(c)	Central Government/ State Government(s)	2	2500	2500	0.00	0.00	0	0
(d)	Venture Capital Funds	0	0	0	0	0	0	0
(e)	Insurance Companies	0	0	0	0	0	0	0
(f)	Foreign Institutional Investors	24	39717364	39712364	16.22	16.22	0	0
(g)	Foreign Venture Capital Investors	0	0	0	0	0	0	0
(h)	Qualified Foreign Investor	0	0	0	0	0	0	0
(i)	Any Other (specify)	0	0	0	0	0	0	0
	Foreign Portfolio Investor (Corporate)	1	8000	8000	0	0	0	0
	Sub-Total (B)(1)	35	43140407	43060407	17.62	17.62	0	0.000
B 2	Non-institutions							
(a)	Bodies Corporate	1052	18508288	18478788	7.56	7.56	0	0.000
(b)	Individuals							
I	Individuals - i. Individual shareholders holding nominal share capital up to Rs 1 lakh	82465	65272956	62969375	26.65	26.65	0	0.000
II	ii. Individual shareholders holding nominal share capital in excess of Rs. 1 lakh.	46	14047747	14047747	5.74	5.74	0	0.000
(c)	Qualified Foreign Investor	0	0	0	0	0	0	0
(d)	Any Other (specify)							
(d-i)	Clearing Member	310	1530516	1530516	0.62	0.62	0	0.000
(d-ii)	Office Bearers	9	288100	288100	0.12	0.12	0	0.000
(d-iii)	Foreign Nationals	0	0	0	0.00	0.00	0	0
(d-iv)	Non Resident Indians (REPAT)	908	2861329	2764829	1.17	1.17	0	0.000
(d-v)	Non Resident Indians (NON REPAT)	263	585878	585878	0.24	0.24	0	0.000
(d-vi)	Directors / Relatives	3	169250	169250	0.07	0.07	0	0
(d-vii)	Trusts	2	3536	3536	0.00	0.00	0	0
	Sub-Total (B)(2)	85058	103267600	100838019	42.17	42.17	0	0.000
(B)	Total Public Shareholding (B)= (B)(1)+(B)(2)	85093	146408007	143898426	59.78	59.78	0	0.000
	TOTAL (A)+(B)	85103	244892073	242382492	100	100	0	0.000
(C)	Shares held by Custodians and against which Depository Receipts have been issued							
1	Promoter and Promoter Group	0	0	0	0	0.00	0	0
2	Public	0	0	0	0	0.00	0	0
	Sub-Total (C)	0	0	0	0	0	0	0
	GRAND TOTAL (A)+(B)+(C)	85103	244892073	242382492	100	100.00	0	0.00




(I)(b) Statement showing holding of securities (including shares, warrants, convertible securities) of persons belonging to the category "Promoter and Promoter Group"

Sr. No.	Name of the shareholder	Details of Shares held		Encumbered shares (*)			Details of warrants		Details of convertible securities		Total shares (including underlying shares assuming full conversion of warrants and convertible securities) as a % of diluted share capital
		Number of shares held	As a % of grand total (A)+(B)+(C)	No.	As a percentage	As a % of grand total (A)+(B)+(C) of sub-clause (I)(a)	Number of warrants held	As a % total number of warrants of the same class	Number of convertible securities held	As a % total number of convertible securities of the same class	
(i)	(ii)	(iii)	(iv)	(v)	(vi)=(v)/(iii)*100	(vii)	(viii)	(ix)	(x)	(xi)	(xii)
1	Harishkumar Mittal	46654200	19.05	0	0.00	0.00	0	0	0	0	17.32
2	Archana Mittal	26327400	10.75	0	0.00	0.00	0	0	0	0	9.77
3	AHM Investments Pvt Ltd	18406250	7.52	0	0.00	0.00	0	0	0	0	6.83
4	Atul J Agarwal (S)	5460966	2.23	0	0.00	0.00	0	0	0	0	2.03
5	Manjuli Agarwal	559000	0.23	0	0.00	0.00	0	0	0	0	0.21
6	Shalabh Mittal	361250	0.15	0	0.00	0.00	0	0	0	0	0.13
7	Aayush Atul Agarwal	317500	0.13	0	0.00	0.00	0	0	0	0	0.12
8	Arooshi Atul Agarwal	317500	0.13	0	0.00	0.00	0	0	0	0	0.12
9	Adip Mittal	80000	0.03	0	0.00	0.00	0	0	0	0	0.03
10	Shruti Mittal	0	0.00	0	0.00	0.00	0	0	0	0	0.00
11	Pallavi Mittal	0	0.00	0	0.00	0.00	0	0	0	0	0.00
12	Tanvi Mittal	0	0.00	0	0.00	0.00	0	0	0	0	0.00
13	Amol Mittal	0	0.00	0	0.00	0.00	0	0	0	0	0.00
TOTAL		98484066	40.22	0	0.00	0.00	0	0.00	0	0	36.56


(*) The term "encumbrance" has the same meaning as assigned to it in regulation 28(3) of the SAST Regulations, 2011

(S) In the above shareholding table of promoters / promoters group, shares holding of Mr. Atul Agarwal in two different folios one in his single name and other in jointly with his wife Mrs. Manjuli Agarwal is clubbed together



(I)(c)(i) Statement showing holding of securities (including shares, warrants, convertible securities) of persons belonging to the category "Public" and holding more than 1% of the total number of shares

Sr. No.	Name of the shareholder	Number of shares held	Shares as a percentage of total number of shares (i.e., Grand Total (A)+(B)+(C) indicated in Statement at para (1)(a) above)	Details of warrants		Details of convertible securities		Total shares (including shares underlying shares assuming full conversion of warrants and convertible securities) as a % of diluted share capital
				Number of warrants held	As a % total number of warrants of the same class	Number of convertible securities held	% w.r.t total number of convertible securities of the same class	
1	Lotus Global Investments Ltd	14229669	5.81	0	0	0	0	5.28
2	Kotak Mahindra (International) Limited	8159363	3.33	0	0	0	0	3.03
3	Cresta Fund Ltd	5650000	2.31	0	0	0	0	2.10
4	Albula Investment Fund Ltd	5175644	2.11	0	0	0	0	1.92
5	LKP Finance Limited	3885862	1.59	0	0	0	0	1.44
6	Axis Bank Limited	3115560	1.27	0	0	0	0	1.16
TOTAL		40216098	16.42	0	0	0	0	14.93




(1)(c)(ii) Statement showing holding of securities (including shares, warrants, convertible securities) of persons (together with PAC) belonging to the category "Public" and holding more than 5% of the total number of shares of the company

Sr. No.	Name(s) of the shareholder(s) and the Persons Acting in Concert (PAC) with them	Number of shares	Shares as a percentage of total number of shares (i.e., Grand Total (A)+(B)+(C) Indicated in Statement at para (1)(a) above)	Details of warrants		Details of convertible securities		Total shares (including underlying shares assuming full conversion of warrants and convertible securities) as a % of diluted share capital
				Number of warrants	As a % total number of warrants of the same class	Number of convertible securities held	% w.r.t total number of convertible securities of the same class	
1	Lotus Global Investments Ltd	14229669	5.81	0	0	0	0	5.28
TOTAL		14229669	5.81	0	0	0	0	5.28




(I)(d) Statement showing details of locked-in shares

Sr. No.	Name of the shareholder	Number of locked-in shares	Locked-in shares as a percentage of total number of shares (i.e., Grand Total (A)+(B)+(C) indicated in Statement at para (I)(a) above)
1	Nil	Nil	Nil
TOTAL		0	0.00




(II)(a) Statement showing details of Depository Receipts (DRs)

Sr. No.	Type of outstanding DR (ADRs, GDRs, SDRs, etc.)	Number of outstanding DRs	Number of shares underlying outstanding DRs	Shares underlying outstanding DRs as a percentage of total number of shares {i.e., Grand Total (A)+(B)+(C) indicated in Statement at para (I)(a) above}
1	Nil	Nil	Nil	Nil
2				
TOTAL				



(II)(b) Statement showing holding of Depository Receipts (DRs), where underlying shares held by "promoter/promoter group" are in excess of 1% of the total number of shares

Sr. No.	Name of the DR Holder	Type of outstanding DR (ADRs, GDRs, SDRs, etc.)	Number of shares underlying outstanding DRs	Shares underlying outstanding DRs as a percentage of total number of shares (i.e., Grand Total (A)+(B)+(C) indicated in Statement at para (I)(a) above)
1	Nil	Nil	Nil	Nil
2				
TOTAL				



Sr. No.	Notes
1	The Total Foreign shareholding is 4,31,72,571 i.e. 17.63 % of the total capital. The Company has not issued either GDR or ADR.
2	Directors disclosed at B2(c-vi) are Non-promoter non-executive directors.

