


Disclosure by the Promoter(s) to the stock exchanges and to the Target Company for encumbrance of shares / invocation of encumbrance/ release of encumbrance, in terms of Regulation 31(1) and 31(2) of SEBI (Substantial Acquisition of Shares and Takeovers) Regulation, 2011

Name of the Target Company(TC)		PRAKASH INDUSTRIES LIMITED											
Names of the Stock Exchanges where the shares of the target company are listed		BSE Ltd. & National Stock Exchange of India Ltd.											
Date of reporting		27 March, 2015											
Name of the promoter or PAC on whose shares encumbrance has been created/released/invoked		PREMIER FINCAP PVT LTD											
Details of the creation of encumbrance :		Details of events pertaining to encumbrance (3)											
Name of the promoter(s) or PACs with him	Promoter holding in the target company (1)		Promoter holding already encumbered (2)		Type of event					Name of the entity in whose favour shares are encumbered	No. of shares	% of total share capital	Post event holding of encumbered
	No. of shares	% of total share capital	% w.r.t. diluted share capital	No. of shares	% of total share capital	Type of encumbrance (pledge/lien/ release/ invocation)	Date of creation/invocation	Type of event (pledge/lien/ release/ invocation)	No. of shares				
PREMIER FINCAP PVT LTD *	1243480	0.92	0.85	Nil	Nil	Creation	25.03.2015	Pledge	75000	0.06	ASHIKA CREDIT CAPITAL LTD	75000	0.06
PREMIER FINCAP PVT LTD *	1243480	0.92	0.85	75000	0.06	Creation	25.03.2015	Pledge	90000	0.07	ABHIDEEP GLOBAL FINANCE PVT LTD	165000	0.12
PREMIER FINCAP PVT LTD *	1243480	0.92	0.85	165000	0.12	Creation	25.03.2015	Pledge	225000	0.17	INFOSOFT GLOBAL PVT LTD	390000	0.29

For Premier Fincap Pvt. Ltd.



Authorised Signatory

Place : New Delhi

Date : 27.03.2015

\* The details of encumbrances of residual promoters as on 25.03.2015 enclosed herewith as Annexure 1 is an extract of the data available of the Target Company

**PRAKASH INDUSTRIES LIMITED**  
**Details of encumbrance of residual promoters as on 25.03.2015**

Sr. No.	Name of the Shareholder	Total shares held		Shares pledged or otherwise encumbered	
		No. of shares held	As a % of total share capital	No. of shares held	As a % of total share capital
1	SHRI V.P. AGARWAL	526884	0.39	0	0.00
2	SHRI V.P. AGARWAL (HUF)	229389	0.17	0	0.00
3	SMT. MOHINI AGARWAL	6123856	4.55	0	0.00
4	SHRI VIKRAM AGARWAL	266859	0.20	0	0.00
5	SHRI KANHA AGARWAL	18540	0.01	0	0.00
6	AIRCON SYSTEMS (INDIA) PVT. LTD.	96000	0.07	0	0.00
7	AMBROSIA COMMERCE PVT. LTD.	300000	0.22	0	0.00
8	CHAIBASA STEEL PVT LTD	250000	0.19	0	0.00
9	DHRUV COMMERCE PVT. LTD.	3712050	2.76	3575000	2.66
10	ESSENTIAL ELECTRONICS PVT. LTD.	200400	0.15	0	0.00
11	EVERSHINE MERCANTILE PVT. LTD.	1921700	1.43	1620000	1.20
12	EXCEL FINCAP PVT. LTD.	102135	0.08	100000	0.07
13	FOCUS SECURITIES & CREDITS PVT. LTD.	1460000	1.09	1050000	0.78
14	FOUR WINGS MARKETING PVT. LTD.	700	0.00	0	0.00
15	GMK BUILDERS PVT. LTD.	12401300	9.22	11500000	8.55
16	GOEL CONTAINERS PVT. LTD.	1378682	1.03	1365000	1.01
17	HISSAR TUBES PVT. LTD.	1350012	1.00	1350000	1.00
18	HI-TECH MERCANTILE (INDIA) PVT. LTD.	3000695	2.23	3000000	2.23
19	NEW ERA COMMERCE & SECURITIES PVT. LTD.	215985	0.16	215000	0.16
20	OCEAN ISPAT PVT. LTD.	300000	0.22	0	0.00
21	PAREEK OVERSEAS PVT. LTD.	1200110	0.89	872500	0.65
22	PRAKASH CAPITAL SERVICES LTD.	1508467	1.12	1500000	1.12
23	PRAKASH INDUSTRIAL FINANCE LTD.	904950	0.67	690000	0.51
24	PRIMENET GLOBAL LTD.	2503987	1.86	2952500	2.20
25	PRIME MERCANTILE PVT. LTD.	3701470	2.75	2775400	2.06
26	PROSPERO SECURITIES PVT. LTD.	611800	0.45	611000	0.45
27	ROURKELA STEEL PVT. LTD.	1566774	1.16	1266000	0.94
28	SHIKHA MERCANTILE PVT. LTD.	70600	0.05	0	0.00
29	SHREE LABH LAKSHMI CAPITAL SERVICES PVT. LTD.	2311471	1.72	1860000	1.38
30	SPRING MERCANTILE PVT. LTD.	1390900	1.03	1110000	0.83
31	STYLE LEASING & FINANCE PVT. LTD.	1114400	0.83	860000	0.64
32	SUNVIN TRADING & INVESTMENT PVT. LTD.	1250000	0.93	1215000	0.90
33	SUVARNA MARKETING PVT. LTD.	95000	0.07	0	0.00
34	SUVARNA MERCANTILE PVT. LTD.	90910	0.07	90000	0.07
35	TOOLS INDIA PVT. LTD.	900900	0.67	900000	0.67
36	UNITY MERCANTILE PVT. LTD.	251575	0.19	251500	0.19
37	VANSHI FARMS PVT. LTD.	777043	0.58	450000	0.33
38	VISION MERCANTILE PVT. LTD.	2166700	1.61	1850000	1.38
39	WELTER SECURITIES LTD.	5006666	3.72	4995000	3.71
	<b>TOTAL</b>	<b>61278910</b>	<b>45.56</b>	<b>48023900</b>	<b>35.71</b>




Disclosure by the Promoter(s) to the stock exchanges and to the Target Company for encumbrance of shares / invocation of encumbrance/ release of encumbrance, in terms of Regulation 31(1) and 31(2) of SEBI (Substantial Acquisition of Shares and Takeovers) Regulation, 2011

Name of the Target Company(TC)		PRAKASH INDUSTRIES LIMITED												
Names of the Stock Exchanges where the shares of the target company are listed		BSE Ltd. & National Stock Exchange of India Ltd.												
Date of reporting		27 March, 2015												
Name of the promoter or PAC on whose shares encumbrance has been created/released/invoked		STYLE LEASING & FINANCE PVT LTD												
Details of the creation of encumbrance :														
Name of the promoter(s) or PACs with him	Promoter holding in the target company (1)	Promoter holding already encumbered (2)	Details of events pertaining to encumbrance (3)											
			No. of shares	% of total share capital	% w.r.t. diluted share capital	No. of shaes	% of total share capital	Type event (creation/ release/ invocation)	Date of creation/ invocation	Type of encumbrance (pledge/ lien/ non disposal/ undertaking/ others)	No. shares	% of total share capital	Name of the entity in whose favour shares encumbered	No. shares
STYLE LEASING & FINANCE PVT LTD *	1114400	0.83	0.76	Nil	Nil	Creation	25.03.2015	Pledge	860000	0.64	SUNIDHI CAPITAL PVT LTD	860000	0.64	0.64



For Style Leasing & Finance Pvt. Ltd.  
 Authorised Signatory  
 Place : New Delhi  
 Date : 27.03.2015

\* The details of encumbrances of residual promoters as on 25-03-2015 enclosed herewith as Annexure 1 is an extract of the data available of the Target Company

**PRAKASH INDUSTRIES LIMITED**  
**Details of encumbrance of residual promoters as on 25.03.2015**


Sr. No.	Name of the Shareholder	Total shares held		Shares pledged or otherwise encumbered	
		No. of shares held	As a % of total share capital	No. of shares held	As a % of total share capital
1	SHRI V.P. AGARWAL	526884	0.39	0	0.00
2	SHRI V.P. AGARWAL (HUF)	229389	0.17	0	0.00
3	SMT. MOHINI AGARWAL	6123856	4.55	0	0.00
4	SHRI VIKRAM AGARWAL	266859	0.20	0	0.00
5	SHRI KANHA AGARWAL	18540	0.01	0	0.00
6	AIRCON SYSTEMS (INDIA) PVT. LTD.	96000	0.07	0	0.00
7	AMBROSIA COMMERCE PVT. LTD.	300000	0.22	0	0.00
8	CHAIBASA STEEL PVT LTD	250000	0.19	0	0.00
9	DHRUV COMMERCE PVT. LTD.	3712050	2.76	3575000	2.66
10	ESSENTIAL ELECTRONICS PVT. LTD.	200400	0.15	0	0.00
11	EVERSHINE MERCANTILE PVT. LTD.	1921700	1.43	1620000	1.20
12	EXCEL FINCAP PVT. LTD.	102135	0.08	100000	0.07
13	FOCUS SECURITIES & CREDITS PVT. LTD.	1460000	1.09	1050000	0.78
14	FOUR WINGS MARKETING PVT. LTD.	700	0.00	0	0.00
15	GMK BUILDERS PVT. LTD.	12401300	9.22	11500000	8.55
16	GOEL CONTAINERS PVT. LTD.	1378682	1.03	1365000	1.01
17	HISSAR TUBES PVT. LTD.	1350012	1.00	1350000	1.00
18	HI-TECH MERCANTILE (INDIA) PVT. LTD.	3000695	2.23	3000000	2.23
19	NEW ERA COMMERCE & SECURITIES PVT. LTD.	215985	0.16	215000	0.16
20	OCEAN ISPAT PVT. LTD.	300000	0.22	0	0.00
21	PAREEK OVERSEAS PVT. LTD.	1200110	0.89	872500	0.65
22	PRAKASH CAPITAL SERVICES LTD.	1508467	1.12	1500000	1.12
23	PRAKASH INDUSTRIAL FINANCE LTD.	904950	0.67	690000	0.51
24	PREMIER FINCAP PVT. LTD.	1243480	0.92	390000	0.29
25	PRIMENET GLOBAL LTD.	2503987	1.86	2952500	2.20
26	PRIME MERCANTILE PVT. LTD.	3701470	2.75	2775400	2.06
27	PROSPERO SECURITIES PVT. LTD.	611800	0.45	611000	0.45
28	ROURKELA STEEL PVT. LTD.	1566774	1.16	1266000	0.94
29	SHIKHA MERCANTILE PVT. LTD.	70600	0.05	0	0.00
30	SHREE LABH LAKSHMI CAPITAL SERVICES PVT. LTD.	2311471	1.72	1860000	1.38
31	SPRING MERCANTILE PVT. LTD.	1390900	1.03	1110000	0.83
32	SUNVIN TRADING & INVESTMENT PVT. LTD.	1250000	0.93	1215000	0.90
33	SUVARNA MARKETING PVT. LTD.	95000	0.07	0	0.00
34	SUVARNA MERCANTILE PVT. LTD.	90910	0.07	90000	0.07
35	TOOLS INDIA PVT. LTD.	900900	0.67	900000	0.67
36	UNITY MERCANTILE PVT. LTD.	251575	0.19	251500	0.19
37	VANSHI FARMS PVT. LTD.	777043	0.58	450000	0.33
38	VISION MERCANTILE PVT. LTD.	2166700	1.61	1850000	1.38
39	WELTER SECURITIES LTD.	5006666	3.72	4995000	3.71
	<b>TOTAL</b>	<b>61407990</b>	<b>45.66</b>	<b>47553900</b>	<b>35.36</b>



Disclosure by the Promoter(s) to the stock exchanges and to the Target Company for encumbrance of shares / invocation of encumbrance/ release of encumbrance, in terms of Regulation 31(1) and 31(2) of SEBI (Substantial Acquisition of Shares and Takeovers) Regulation, 2011

Name of the Target Company(TC)		PRAKASH INDUSTRIES LIMITED												
Names of the Stock Exchanges where the shares of the target company are listed		BSE Ltd. & National Stock Exchange of India Ltd.												
Date of reporting		27 March, 2015												
Name of the promoter or PAC on whose shares encumbrance has been created/released/invoked		PRAKASH INDUSTRIAL FINANCE LTD												
Details of the creation of encumbrance :														
Name of the promoter(s) or PACs with him	Promoter holding in the target company (1)			Promoter holding already encumbered (2)			Details of events pertaining to encumbrance (3)					Post event holding of encumbered		
	No. of shares	% of total share capital	% w.r.t. diluted share capital	No. of shares	% of total share capital	% of total share capital	Type of event (creation/ release/ invocation)	Date of creation/ invocation/ release of encumbrance	Type of encumbrance (pledge/ lien/ disposal of non encumbrance/ undetaking/ others)	No. of shares	% of total share capital		Name of the entity in whose favour shares are encumbered	No. of shares
PRAKASH INDUSTRIAL FINANCE LTD	904950	0.67	0.62	675000	0.50	0.50	Creation	25.03.2015	Pledge	15000	0.01	SUNIDHI CAPITAL PVT LTD	690000	0.51


For Prakash Industrial Finance Ltd.  
 Authorised Signatory  
 Place : New Delhi  
 Date : 27.03.2015



\* The details of encumbrances of residual promoters as on 25.03.2015 enclosed herewith as Annexure 1 is an extract of the data available of the Target Company

**PRAKASH INDUSTRIES LIMITED**  
**Details of encumbrance of residual promoters as on 25.03.2015**


Sr. No.	Name of the Shareholder	Total shares held		Shares pledged or otherwise encumbered	
		No. of shares held	As a % of total share capital	No. of shares held	As a % of total share capital
1	SHRI V.P. AGARWAL	526884	0.39	0	0.00
2	SHRI V.P. AGARWAL (HUF)	229389	0.17	0	0.00
3	SMT. MOHINI AGARWAL	6123856	4.55	0	0.00
4	SHRI VIKRAM AGARWAL	266859	0.20	0	0.00
5	SHRI KANHA AGARWAL	18540	0.01	0	0.00
6	AIRCON SYSTEMS (INDIA) PVT. LTD.	96000	0.07	0	0.00
7	AMBROSIA COMMERCE PVT. LTD.	300000	0.22	0	0.00
8	CHAIBASA STEEL PVT LTD	250000	0.19	0	0.00
9	DHRUV COMMERCE PVT. LTD.	3712050	2.76	3575000	2.66
10	ESSENTIAL ELECTRONICS PVT. LTD.	200400	0.15	0	0.00
11	EVERSHINE MERCANTILE PVT. LTD.	1921700	1.43	1620000	1.20
12	EXCEL FINCAP PVT. LTD.	102135	0.08	100000	0.07
13	FOCUS SECURITIES & CREDITS PVT. LTD.	1460000	1.09	1050000	0.78
14	FOUR WINGS MARKETING PVT. LTD.	700	0.00	0	0.00
15	GMK BUILDERS PVT. LTD.	12401300	9.22	11500000	8.55
16	GOEL CONTAINERS PVT. LTD.	1378682	1.03	1365000	1.01
17	HISSAR TUBES PVT. LTD.	1350012	1.00	1350000	1.00
18	HI-TECH MERCANTILE (INDIA) PVT. LTD.	3000695	2.23	3000000	2.23
19	NEW ERA COMMERCE & SECURITIES PVT. LTD.	215985	0.16	215000	0.16
20	OCEAN ISPAT PVT. LTD.	300000	0.22	0	0.00
21	PAREEK OVERSEAS PVT. LTD.	1200110	0.89	872500	0.65
22	PRAKASH CAPITAL SERVICES LTD.	1508467	1.12	1500000	1.12
23	PREMIER FINCAP PVT. LTD.	1243480	0.92	390000	0.29
24	PRIMENET GLOBAL LTD.	2503987	1.86	2952500	2.20
25	PRIME MERCANTILE PVT. LTD.	3701470	2.75	2775400	2.06
26	PROSPERO SECURITIES PVT. LTD.	611800	0.45	611000	0.45
27	ROURKELA STEEL PVT. LTD.	1566774	1.16	1266000	0.94
28	SHIKHA MERCANTILE PVT. LTD.	70600	0.05	0	0.00
29	SHREE LABH LAKSHMI CAPITAL SERVICES PVT. LTD.	2311471	1.72	1860000	1.38
30	SPRING MERCANTILE PVT. LTD.	1390900	1.03	1110000	0.83
31	STYLE LEASING & FINANCE PVT. LTD.	1114400	0.83	860000	0.64
32	SUNVIN TRADING & INVESTMENT PVT. LTD.	1250000	0.93	1215000	0.90
33	SUVARNA MARKETING PVT. LTD.	95000	0.07	0	0.00
34	SUVARNA MERCANTILE PVT. LTD.	90910	0.07	90000	0.07
35	TOOLS INDIA PVT. LTD.	900900	0.67	900000	0.67
36	UNITY MERCANTILE PVT. LTD.	251575	0.19	251500	0.19
37	VANSHI FARMS PVT. LTD.	777043	0.58	450000	0.33
38	VISION MERCANTILE PVT. LTD.	2166700	1.61	1850000	1.38
39	WELTER SECURITIES LTD.	5006666	3.72	4995000	3.71
	<b>TOTAL</b>	<b>61617440</b>	<b>45.82</b>	<b>47723900</b>	<b>35.49</b>



Disclosure by the Promoter(s) to the stock exchanges and to the Target Company for encumbrance of shares / invocation of encumbrance/ release of encumbrance, in terms of Regulation 31(1) and 31(2) of SEBI (Substantial Acquisition of Shares and Takeovers) Regulation, 2011

Name of the Target Company(TC)		PRAKASH INDUSTRIES LIMITED													
Names of the Stock Exchanges where the shares of the target company are listed		BSE Ltd. & National Stock Exchange of India Ltd.													
Date of reporting		27 March, 2015													
Name of the promoter or PAC on whose shares encumbrance has been created/released/invoked		PRAKASH CAPITAL SERVICES LTD													
Details of the creation of encumbrance :		Details of events pertaining to encumbrance (3)													
Name of the promoter(s) or PACs with him	Promoter holding in the target company (1)			Promoter holding already encumbered (2)		Type of event					Name of the entity in whose favour shares are encumbered		Post event holding of encumbered		
	No. of shares	% of total share capital	% w.r.t. diluted share capital	No. of shares	% of total share capital	Date of creation/ invocation/ release	Type of event (creation/ release/ invocation)	Type of encumbrance (pledge/ lien/ disposal/ non encumbrance/ undertaking/ others)	No. of shares	% of total share capital	Name of the entity whose shares are encumbered	No. of shares	% of total share capital	No. of shares	% of total share capital
PRAKASH CAPITAL SERVICES LTD *	1508467	1.12	1.03	Nil	Nil	25.03.2015	Creation	Pledge	1500000	1.12	MONEYWISE FINANCIAL SERVICES PVT LTD	1500000	1.12	1500000	1.12

For Prakash Capital Services  
 Authorised Signatory  
 Place : New Delhi  
 Date : 27.03.2015



\* The details of encumbrances of residual promoters as on 25.03.2015 enclosed herewith as Annexure 1 is an extract of the data available of the Target Company

**PRAKASH INDUSTRIES LIMITED**  
**Details of encumbrance of residual promoters as on 25.03.2015**


Sr. No.	Name of the Shareholder	Total shares held		Shares pledged or otherwise encumbered	
		No. of shares held	As a % of total share capital	No. of shares held	As a % of total share capital
1	SHRI V.P. AGARWAL	526884	0.39	0	0.00
2	SHRI V.P. AGARWAL (HUF)	229389	0.17	0	0.00
3	SMT. MOHINI AGARWAL	6123856	4.55	0	0.00
4	SHRI VIKRAM AGARWAL	266859	0.20	0	0.00
5	SHRI KANHA AGARWAL	18540	0.01	0	0.00
6	AIRCON SYSTEMS (INDIA) PVT. LTD.	96000	0.07	0	0.00
7	AMBROSIA COMMERCE PVT. LTD.	300000	0.22	0	0.00
8	CHAIBASA STEEL PVT LTD	250000	0.19	0	0.00
9	DHRUV COMMERCE PVT. LTD.	3712050	2.76	3575000	2.66
10	ESSENTIAL ELECTRONICS PVT. LTD.	200400	0.15	0	0.00
11	EVERSHINE MERCANTILE PVT. LTD.	1921700	1.43	1620000	1.20
12	EXCEL FINCAP PVT. LTD.	102135	0.08	100000	0.07
13	FOCUS SECURITIES & CREDITS PVT. LTD.	1460000	1.09	1050000	0.78
14	FOUR WINGS MARKETING PVT. LTD.	700	0.00	0	0.00
15	GMK BUILDERS PVT. LTD.	12401300	9.22	11500000	8.55
16	GOEL CONTAINERS PVT. LTD.	1378682	1.03	1365000	1.01
17	HISSAR TUBES PVT. LTD.	1350012	1.00	1350000	1.00
18	HI-TECH MERCANTILE (INDIA) PVT. LTD.	3000695	2.23	3000000	2.23
19	NEW ERA COMMERCE & SECURITIES PVT. LTD.	215985	0.16	215000	0.16
20	OCEAN ISPAT PVT. LTD.	300000	0.22	0	0.00
21	PAREEK OVERSEAS PVT. LTD.	1200110	0.89	872500	0.65
22	PRAKASH INDUSTRIAL FINANCE LTD.	904950	0.67	690000	0.51
23	PREMIER FINCAP PVT. LTD.	1243480	0.92	390000	0.29
24	PRIMENET GLOBAL LTD.	2503987	1.86	2952500	2.20
25	PRIME MERCANTILE PVT. LTD.	3701470	2.75	2775400	2.06
26	PROSPERO SECURITIES PVT. LTD.	611800	0.45	611000	0.45
27	ROURKELA STEEL PVT. LTD.	1566774	1.16	1266000	0.94
28	SHIKHA MERCANTILE PVT. LTD.	70600	0.05	0	0.00
29	SHREE LABH LAKSHMI CAPITAL SERVICES PVT. LTD.	2311471	1.72	1860000	1.38
30	SPRING MERCANTILE PVT. LTD.	1390900	1.03	1110000	0.83
31	STYLE LEASING & FINANCE PVT. LTD.	1114400	0.83	860000	0.64
32	SUNVIN TRADING & INVESTMENT PVT. LTD.	1250000	0.93	1215000	0.90
33	SUVARNA MARKETING PVT. LTD.	95000	0.07	0	0.00
34	SUVARNA MERCANTILE PVT. LTD.	90910	0.07	90000	0.07
35	TOOLS INDIA PVT. LTD.	900900	0.67	900000	0.67
36	UNITY MERCANTILE PVT. LTD.	251575	0.19	251500	0.19
37	VANSHI FARMS PVT. LTD.	777043	0.58	450000	0.33
38	VISION MERCANTILE PVT. LTD.	2166700	1.61	1850000	1.38
39	WELTER SECURITIES LTD.	5006666	3.72	4995000	3.71
	<b>TOTAL</b>	<b>61013923</b>	<b>45.37</b>	<b>46913900</b>	<b>34.88</b>





Disclosure by the Promoter(s) to the stock exchanges and to the Target Company for encumbrance of shares / invocation of encumbrance/ release of encumbrance, in terms of Regulation 31(1) and 31(2) of SEBI (Substantial Acquisition of Shares and Takeovers) Regulation, 2011

Name of the Target Company(TC)		PRAKASH INDUSTRIES LIMITED														
Names of the Stock Exchanges where the shares of the target company are listed		BSE Ltd. & National Stock Exchange of India Ltd.														
Date of reporting		27 March, 2015														
Name of the promoter or PAC on whose shares encumbrance has been created/released/invoked		PROSPERO SECURITIES PVT LTD														
Details of the creation of encumbrance :																
Name of the promoter(s) or PACs with him		Promoter holding in the target company (1)														
		No. of shares	% of total share capital	% w.r.t. diluted share capital	No. of shares	Promoter holding already encumbered (2)	% of total share capital	Type of event (creation/ release/ invocation)	Date of creation/ invocation/ release of encumbrance	Type of encumbrance (pledge/ lien/ non disposal/ undertaking/ others)	No. of shares	% of total share capital	Name of the entity in whose favour shares are encumbered	No. of shares	% of total share capital	Post event holding of encumbered
PROSPERO SECURITIES PVT LTD *		611800	0.45	0.42	596000	0.44	Creation	25.03.2015	Pledge	15000	0.01	NIRMAL KUMAR PRADEEP KUMAR	611000	0.45		

For Prospero Securities Pvt. Ltd.  
  
 Authorised Signatory  
 Place : New Delhi  
 Date : 27.03.2015

\* The details of encumbrances of residual promoters as on 25.03.2015 enclosed herewith as Annexure 1 is an extract of the data available of the Target Company

**PRAKASH INDUSTRIES LIMITED**  
**Details of encumbrance of residual promoters as on 25.03.2015**

Sr. No.	Name of the Shareholder	Total shares held		Shares pledged or otherwise encumbered	
		No. of shares held	As a % of total share capital	No. of shares held	As a % of total share capital
1	SHRI V.P. AGARWAL	526884	0.39	0	0.00
2	SHRI V.P. AGARWAL (HUF)	229389	0.17	0	0.00
3	SMT. MOHINI AGARWAL	6123856	4.55	0	0.00
4	SHRI VIKRAM AGARWAL	266859	0.20	0	0.00
5	SHRI KANHA AGARWAL	18540	0.01	0	0.00
6	AIRCON SYSTEMS (INDIA) PVT. LTD.	96000	0.07	0	0.00
7	AMBROSIA COMMERCE PVT. LTD.	300000	0.22	0	0.00
8	CHAIBASA STEEL PVT LTD	250000	0.19	0	0.00
9	DHRUV COMMERCE PVT. LTD.	3712050	2.76	3575000	2.66
10	ESSENTIAL ELECTRONICS PVT. LTD.	200400	0.15	0	0.00
11	EVERSHINE MERCANTILE PVT. LTD.	1921700	1.43	1620000	1.20
12	EXCEL FINCAP PVT. LTD.	102135	0.08	100000	0.07
13	FOCUS SECURITIES & CREDITS PVT. LTD.	1460000	1.09	1050000	0.78
14	FOUR WINGS MARKETING PVT. LTD.	700	0.00	0	0.00
15	GMK BUILDERS PVT. LTD.	12401300	9.22	11500000	8.55
16	GOEL CONTAINERS PVT. LTD.	1378682	1.03	1365000	1.01
17	HISSAR TUBES PVT. LTD.	1350012	1.00	1350000	1.00
18	HI-TECH MERCANTILE (INDIA) PVT. LTD.	3000695	2.23	3000000	2.23
19	NEW ERA COMMERCE & SECURITIES PVT. LTD.	215985	0.16	215000	0.16
20	OCEAN ISPAT PVT. LTD.	300000	0.22	0	0.00
21	PAREEK OVERSEAS PVT. LTD.	1200110	0.89	872500	0.65
22	PRAKASH CAPITAL SERVICES LTD.	1508467	1.12	1500000	1.12
23	PRAKASH INDUSTRIAL FINANCE LTD.	904950	0.67	690000	0.51
24	PREMIER FINCAP PVT. LTD.	1243480	0.92	390000	0.29
25	PRIMENET GLOBAL LTD.	2503987	1.86	2952500	2.20
26	PRIME MERCANTILE PVT. LTD.	3701470	2.75	2775400	2.06
27	ROURKELA STEEL PVT. LTD.	1566774	1.16	1266000	0.94
28	SHIKHA MERCANTILE PVT. LTD.	70600	0.05	0	0.00
29	SHREE LABH LAKSHMI CAPITAL SERVICES PVT. LTD.	2311471	1.72	1860000	1.38
30	SPRING MERCANTILE PVT. LTD.	1390900	1.03	1110000	0.83
31	STYLE LEASING & FINANCE PVT. LTD.	1114400	0.83	860000	0.64
32	SUNVIN TRADING & INVESTMENT PVT. LTD.	1250000	0.93	1215000	0.90
33	SUVARNA MARKETING PVT. LTD.	95000	0.07	0	0.00
34	SUVARNA MERCANTILE PVT. LTD.	90910	0.07	90000	0.07
35	TOOLS INDIA PVT. LTD.	900900	0.67	900000	0.67
36	UNITY MERCANTILE PVT. LTD.	251575	0.19	251500	0.19
37	VANSHI FARMS PVT. LTD.	777043	0.58	450000	0.33
38	VISION MERCANTILE PVT. LTD.	2166700	1.61	1850000	1.38
39	WELTER SECURITIES LTD.	5006666	3.72	4995000	3.71
	<b>TOTAL</b>	<b>61910590</b>	<b>46.03</b>	<b>47802900</b>	<b>35.54</b>

