

Introductory sub-table (I)(a)

Name of the Company: PUNJAB WOOLCOMBERS LIMITED			
Script Code, Name of the scrip, class of Security: INE556C01019 / EQUITY			
Quarter ended : 31-December-2014			
Partly paid-up shares:-	No. of partly paid-up shares	As a % of total no. of partly paid-up shares	As a % of total no. of shares of the company
Held by promoter/promoter group	0	0	0.00
Held by public	33200	100	0.10
Total - D	33200	100	0.10
Outstanding convertible securities:-			
	No. of outstanding securities	As a % of total no. of outstanding convertible securities	As a % of total no. of shares of the company, assuming full conversion of the convertible securities
Held by promoter/promoter group	NA	NA	NA
Held by public	NA	NA	NA
Total - E	NA	NA	NA
Warrants:-			
	No. of warrants	As a % of total no. of warrants	As a % of total no. of shares of the company, assuming full conversion of warrants
Held by promoter/promoter group	NA	NA	NA
Held by public	NA	NA	NA
Total - F	NA	NA	NA
Total paid-up capital of the company, assuming full conversion of warrants and convertible securities			
	324991440		

For Punjab Woolcombers Ltd.

Chairman & Managing Director



		Statement Showing Shareholding Pattern		Table (D)(a)		PUNJAB WOOLCOMBERS LIMITED			
		Name of the Company :		INE556C01019		Quarter Ended : 31.12.2014			
		Scrip Code :							
Category code	Category of Shareholder	Number of Shareholders	Total number of shares	Number of shares held in dematerialized form	Total shareholding as a percentage of total number of shares of (A+B) (VI)	As a percentage of (A+B+C) (VII)	Share pledge encun	Number of Shares (VIII)	
(I)	(II)	(III)	(IV)	(V)	(VI)	(VII)	(VIII)		
(A)	Shareholding of Promoter and Promoter Group ²								
1	Indian								
(a)	Individuals/ Hindu Undivided Family	2	10310593	10310593	31.71	31.71	0	0	
(b)	Central Government/ State Government(s)	0	0	0	0.00	0.00	0	0	
(c)	Bodies Corporate	0	0	0	0.00	0.00	0	0	
(d)	Financial Institutions/ Banks	0	0	0	0.00	0.00	0	0	
(e)	Any Others(Specify)								
(e-i)		0	0	0	0.00	0.00	0	0	
(e-ii)		0	0	0	0.00	0.00	0	0	
	Sub Total(A)(1)	2	10310593	10310593	31.71	31.71	0	0	
2	Foreign								
a	Individuals (Non-Residents Individuals/ Foreign Individuals)	0	0	0	0.00	0.00	0	0	
b	Bodies Corporate	0	0	0	0.00	0.00	0	0	
c	Institutions	0	0	0	0.00	0.00	0	0	
d	Any Others(Specify)								
d-i		0	0	0	0.00	0.00	0	0	
d-ii		0	0	0	0.00	0.00	0	0	
	Sub Total(A)(2)	0	0	0	0.00	0.00	0	0	
	Total Shareholding of Promoter and Promoter Group (A) = (A)(1)+(A)(2)	2	10310593	10310593	31.71	31.71	0	0	

For Punjab Woolcombers Ltd.

Chairman & Managing Director

(B)	Public shareholding								NA
I	Institutions								NA
(a)	Mutual Funds/ UTI	7	14575	325		0.04		0.04	
(b)	Financial Institutions / Banks	6	1675	1350		0.01		0.01	
(c)	Central Government/ State Government(s)	0	0	0		0.00		0.00	
(d)	Venture Capital Funds	0	0	0		0.00		0.00	
(e)	Insurance Companies	1	2500	2500		0.01		0.01	
(f)	Foreign Institutional Investors	0	0	0		0.00		0.00	
(g)	Foreign Venture Capital Investors	0	0	0		0.00		0.00	
(h)	Any Other (Specify)								
(h-i)		0	0	0		0.00		0.00	
(h-ii)		0	0	0		0.00		0.00	
	Sub-Total (B)(1)	14	18750	4175		0.06		0.06	
B 2	Non-institutions								NA
(a)	Bodies Corporate	302	4430156	4402950		13.62		13.62	
(b)	Individuals								
I	Individuals - i. Individual shareholders holding nominal share capital up to Rs 1 lakh	13630	7530392	6597212		23.16		23.16	
II	ii. Individual shareholders holding nominal share capital in excess of Rs. 1 lakh.	167	9776398	9661498		30.07		30.07	
(c)	Any Other (Specify)								
(c-i)	Individuals (Non-Residents Individuals/ Foreign Individuals)	416	449455	161355		1.38		1.38	
(c-ii)		0	0	0		0.00		0.00	
	Sub-Total (B)(2)	14515	22186401	20823015		68.23		68.23	
(B)	Total Public Shareholding (B) = (B)(1)+(B)(2)	14529	22205151	20827190		68.29		68.29	
	TOTAL (A)+(B)	14531	32515744	31137783		100.00		100.00	
(C)	Shares held by Custodians and against which Depository Receipts have been issued								
1	Promoter and Promoter Group	0	0	0		0.00		0.00	NA
2	Public	0	0	0		0.00		0.00	
	Sub-Total (C)	0	0	0		0.00		0.00	
	GRAND TOTAL (A)+(B)+(C)	14531	32515744	31137783		100.00		100.00	

For Punjab Woolcombers Ltd.

N. Sharma
Chairman & Managing Director

UNIT PUNJAB WOOLCOMBERS LIMITED

(D)(b) Statement showing holding of securities (including shares, warrants, convertible securities) of persons belonging to the Category "Promoter and Promoter


Sr. No.	Name of the shareholder	Total Shares held		Shares pledged or otherwise encumbered			Detail of Warrants		Detail of Convertible Securities held	
		Number of shares	As a % of grand total (A)+(B)+(C)	Number	As a Percentage	As a % of grand total (A)+(B)+(C) of sub-clause(1)(a)	Number of Warrants	As a % of total number of warrants of the same class	Number of convertible securities held	As a % of total number of convertible securities of the same class
I	Promoter									
1	Akhil Oswal	6539526	20.11	NIL	NIL	NIL	NIL	NIL	NIL	NIL
2	Neelam Kumar Oswal	3771067	11.60	NIL	NIL	NIL	NIL	NIL	NIL	NIL
	Sub Total (I)	10310593	31.71	NIL	NIL	NIL	NIL	NIL	NIL	NIL
	II									
	Promoter Group									
1	Mukerian Papers Limited	0	0.00	NIL	NIL	NIL	NIL	NIL	NIL	NIL
	Sub Total (II)	0	0.00	NIL	NIL	NIL	NIL	NIL	NIL	NIL
	GRAND TOTAL (I+II)	10310593	31.71	NIL	NIL	NIL	NIL	NIL	NIL	NIL

For Punjab Woolcombers Ltd.

Chairman & Managing Director


(D)(c)(i) Statement showing holding of securities (including shares, warrants, convertible securities) of persons belonging to the category "Public" and holding more than 1% of the total number of shares

Sr. No.	Name of the shareholder	Number of shares	Shares as a percentage of total number of shares (i.e., Grand Total (A)+(B)+(C) indicated in Statement at para (1)(a) above)	Details of Warrants			Details of Convertible Securities held		Total Sh (including underlying assuming convertible warrants convert securities) of diluted capitals
				Number of Warrants	As a % of total number of warrants of the same class	Number of convertible securities held	As a % of total number of convertible securities of the same class.		
1	ASHUTOSH VERMA	670000	2.06	Nil	Nil	Nil	Nil	Nil	
2	LSE SECURITIES LTD.	395722	1.22	Nil	Nil	Nil	Nil	Nil	
3	Priyanka Finvest Pvt. Ltd.	355000	1.09	Nil	Nil	Nil	Nil	Nil	
4	ASHUTOSH VERMA	330000	1.01	Nil	Nil	Nil	Nil	Nil	
TOTAL		1750722	5.38	Nil	Nil	Nil	Nil	Nil	

For Punjab Woolcombers Ltd.

 Chairmand Managing Director


(D)(c)(ii) Statement showing holding of securities (including shares, warrants, convertible securities) of persons (together with PAC) belonging to the Category "Public" and holding more than 5% of the total number of shares of the Company

Sr. No.	Name of the shareholder	Number of shares	Shares as a percentage of total number of shares (i.e., Grand Total (A)+(B)+(C) indicated in Statement at para (D)(a) above)	Details of Warrants		Details of Convertible Securities held		Total Sh (including underlying assuming convertible warrants convert securities) of diluted capital
				Number of Warrants	As a % of total number of warrants of the same class	Number of convertible securities held	As a % of total number of convertible securities of the same class	
1	Nil	Nil	Nil	Nil	Nil	Nil	Nil	Nil
TOTAL		Nil	Nil	Nil	Nil	Nil	Nil	Nil

For Punjab Woolcombers Ltd.

 Chairman & Managing Director

UNIT PUNJAB WOOLCOMBERS LIMITED
(D)(d) Statement showing details of locked-in shares

Sr. No.	Name of the sha reholder	Category	Number of locked-in shares	Locked-in shares as a percentage of total number of shares {i.e., Grand Total (A)+(B)+(C) indicated in Statement at para (D)(a) above}
1	Nil	Nil	Nil	Nil
TOTAL			Nil	Nil

For Punjab Woolcombers Ltd.

 Chairman & Managing Director

(II)(a) Statement showing details of Depository Receipts (DRs)

Sr. No.	Type of outstanding DR (ADRs, GDRs, SDRs, etc.)	Number of outstanding DRs	Number of shares underlying outstanding DRs	Shares underlying outstanding DRs as a percentage of total number of shares {i.e., Grand Total (A)+(B)+(C) indicated in Statement at para (I)(a) above}
1	NIL		NIL	NIL
	TOTAL		NIL	NIL

(II)(b) Statement showing Holding of Depository Receipts (DRs), where underlying
shares are in excess of 1% of the total number of shares

Sr. No.	Name of the DR Holder	Type of outstanding DR (ADRs, GDRs, SDRs, etc.)	Number of shares underlying outstanding DRs	Shares underlying outstanding DRs as a percentage of total number of shares {i.e., Grand Total (A)+(B)+(C) indicated in Statement at para (I)(a) above}
1	NIL		NIL	NIL
	TOTAL		NIL	NIL


For Woolcombers Ltd.

Chairman & Managing Director



(II)(b) Statement showing Holding of Depository Receipts (DRs), where underlying shares are in excess of 1% of the total number of shares

Sr. No.	Name of the DR Holder	Type of outstanding DR (ADRs, GDRs, SDRs, etc.)	Number of shares underlying outstanding DRs	Shares underlying outstanding DRs : percentage of total number of shares Grand Total (A)+(B)+(C) indicated in Statement at para (I)(a) above}
1	NIL	NIL	NIL	NIL
TOTAL	NIL	NIL	NIL	NIL

For Punjab Woolcombers Ltd.

 Chairman & Managing Director