



Introductory sub-table (I)(a)

Name of the Company: SHARP INDUSTRIES LIMITED			
Scrip Code, Name of the scrip, class of security: 523359 , SHARPIND, EQUITY			
Quarter ended: 31/03/2014			
Partly paid-up shares:-	No. of partly paid-up shares	As a % of total no. of partly paid-up shares	As a % of total no. of shares of the company
Held by promoter/promoter group		0	0
Held by public		0	0
Total	0	0	0
Outstanding convertible securities:- No. of outstanding securities	As a % of total no. of outstanding convertible securities	As a % of total no. of shares of the company, assuming full conversion of the convertible securities	
Held by promoter/promoter group		0	0
Held by public		0	0
Total	0	0	0
Warrants:-	No. of warrants	As a % of total no. of warrants	As a % of total no. of shares of the company, assuming full conversion of warrants
Held by promoter/promoter group		0	0
Held by public		0	0
Total	0	0	0
Total paid-up capital of the company, assuming full conversion of warrants and convertible securities	19952819	100	




Statement Showing Shareholding Pattern

Category code	Category of Shareholder	Number of Shareholders	Table I(a)		Total shareholding as a percentage of total number of shares		Shares Pledged or otherwise encumbered	
			Total number of shares	Number of shares held in dematerialized form	As a percentage of (A+B) ¹	As a percentage of (A+B+C)	Number of shares	As a percentage
			(IV)	(V)	(VI)	(VII)	(VIII)	(IX) ² (VIII)/(IV)*100
(A)	Shareholding of Promoter and Promoter							
1	Indian							
(a)	Individuals/ Hindu Undivided Family	9	5788692	5788692	29.01	29.01	0	0.00
(b)	Central Government/ State Government(s)	0	0		0.00	0.00	0	0.00
(c)	Bodies Corporate	0	0	0	0.00	0.00	0	0.00
(d)	Financial Institutions/ Banks	0	0	0	0.00	0.00	0	0.00
(e)	Any Others(Specify)	0	0	0	0.00	0.00	0	0.00
(e-i)		0	0	0	0.00	0.00	0	0.00
(e-ii)		0	0	0	0.00	0.00	0	0.00
	Sub Total(A)(1)	9	5788692	5788692	29.01	29.01	0	0.00
2	Foreign							
a	Individuals (Non-Residents Individuals/ Foreign Individuals)	0	0	0	0.00	0.00	0	0.00
b	Bodies Corporate	0	0	0	0.00	0.00	0	0.00
c	Institutions	0	0	0	0.00	0.00	0	0.00
d	Qualified Foreign Investor	0	0	0	0.00	0.00	0	0.00
e	Any Others(Specify)	0	0	0	0.00	0.00	0	0.00
e-i		0	0	0	0.00	0.00	0	0.00
e-ii		0	0	0				
	Sub Total(A)(2)	0	0	0	0.00	0.00	0	0.00
	Total Shareholding of Promoter and	9	5788692	5788692	29.01	29.01	0	0.00
(B)	Public shareholding							
1	Institutions							
(a)	Mutual Funds/ UTI	9	310625	0	1.56	1.56	0	0.00
(b)	Financial Institutions/ Banks	4	2000020	0	10.02	10.02	0	0.00
(c)	Central Government/ State Government(s)	0	0	0	0.00	0.00	0	0.00




(d)	Venture Capital Funds	0	0	0	0.00	0.00	0	0.00
(e)	Insurance Companies	1	90000	0	0.45	0.45	0	0.00
(f)	Foreign Institutional Investors	10	70236	69138	0.35	0.35	0	0.00
(g)	Foreign Venture Capital Investors	0	0	0	0.00	0.00	0	0.00
(h)	Qualified Foreign Investor	0	0	0	0.00	0.00	0	0.00
(i)	Any Other (specify)	0	0	0	0.00	0.00	0	0.00
(i-i)					0.00	0.00	0	0.00
(i-ii)								
	Sub-Total (B)(1)	24	2470881	69138	12.38	12.38	0	0.00
B 2	Non-institutions							
(a)	Bodies Corporate	265	5818355	5810941	29.16	29.16	0	0.00
(b)	Individuals							
I	i. Individual shareholders holding nominal share capital up to Rs 1 lakh	12092	1580945	1509519	7.92	7.92	0	0.00
II	ii. Individual shareholders holding nominal share capital in excess of Rs. 1 lakh.	58	4179396	4179396	20.95	20.95	0	0.00
(c)	Qualified Foreign Investor	0	0	0	0.00	0.00	0	0.00
(d)	Any Other (specify)				0.00	0.00	0	0.00
(d-i)	Overseas Corporate Bodies	0	0	0	0.00	0.00	0	0.00
(d-ii)	Non Resident Individuals	45	114550	114545	0.57	0.57	0	0.00
	Sub-Total (B)(2)	12460	11693246	11614401	58.60	58.60	0	0.00
(B)	Total Public Shareholding (B)= (B)(1)+(B)(2)	12484	14164127	11683539	70.99	70.99	0	0.00
	TOTAL (A)+(B)	12493	19952819	17472231	100.00	100.00	0	0.00
(C)	Shares held by Custodians and against which Depository Receipts have been issued							
1	Promoter and Promoter Group	0	0	0	0	0.00	0	0.00
2	Public					0.00		
	Sub-Total (C)	0	0	0	0	0	0	0
	GRAND TOTAL (A)+(B)+(C)	12493	19952819	17472231	0	100.00	0	0.00





Regd. Office & Factory : Plot No. 6, Waliv Village, (Valiv Phata), Vasai (East),
Dist. Thane, Pin - 401 208. INDIA Tel. : +91-250-6585472 / 6585473 / 3297975
Fax : 0250 - 2481980 E-mail : info@sharpindustriesltd.com
Website : www.sharpindustriesltd.com


Sr. No.	Notes
1	
2	
3	
4	
5	
6	
7	
8	
9	



(I)(b) Statement showing holding of securities (including shares, warrants, convertible securities) of persons belonging to the category "Promoter and Promoter Group"

Sr. No.	Name of the shareholder	Details of Shares held		Encumbered shares (*)			Details of warrants		Details of convertible securities		Total shares (including underlying shares assuming full conversion of warrants and convertible securities) as a % of diluted share capital
		Number of shares held	As a % of grand total (A)+(B)+(C)	No.	As a percentage	As a % of grand total (A)+(B)+(C) of sub-clause (I)(a)	Number of warrants held	As a % total number of warrants of the same class	Number of convertible securities held	As a % total number of convertible securities of the same class	
(I)	(II)	(III)	(IV)	(V)	(VI)=(V)/(III)*100	(VII)	(VIII)	(IX)	(X)	(XI)	(XII)
1	Ashwin T Sheth	441002	2.21	0	0.00	0.00	0	0	0	0	2.21
2	Hasmukh T Sheth	901000	4.52	0	0.00	0.00	0	0	0	0	4.52
3	Rajesh Tarachand Sheth	6874	0.03	0	0.00	0.00	0	0	0	0	0.03
4	Sudha Mukesh Shah	300000	1.50	0	0.00	0.00	0	0	0	0	1.50
5	Jyotikaben Hasmmukh Sheth	1307757	6.55	0	0.00	0.00	0	0	0	0	6.55
6	Kashmiraben Ashwin Sheth	818884	4.10	0	0.00	0.00	0	0	0	0	4.10
7	Sujataben Rajesh Sheth	1006490	5.04	0	0.00	0.00	0	0	0	0	5.04
8	Bhavamaben V Sheth	1005685	5.04	0	0.00	0.00	0	0	0	0	5.04
9	Rajesh T Sheth	1000	0.01	0	0.00	0.00	0	0	0	0	0.01
TOTAL		5788692	29.01	0	0.00	0.00	0	0	0	0	29.01

(*) The term "encumbrance" has the same meaning as assigned to it in regulation 29(3) of the SAST Regulations, 2011




(I)(c)(i) Statement showing holding of securities (including shares, warrants, convertible securities) of persons belonging to the category "Public" and holding more than 1% of the total number of shares

Sr. No.	Name of the shareholder	Number of shares held	Shares as a percentage of total number of shares {i.e., Grand Total (A)+(B)+(C) indicated in Statement at para (I)(a) above}	Details of warrants		Details of convertible securities		Total shares (including underlying shares assuming full conversion of warrants and convertible securities) as a % of diluted share capital
				Number of warrants held	As a % total number of warrants of the same class	Number of convertible securities held	% w.r.t total number of convertible securities of the same class	
1	Industrial Investment Bank of India	1440000	7.22	0	0.00	0	0	7.22
2	Swastik Bio Agrotech Pvt. Ltd.	1139368	5.71	0	0.00	0	0	5.71
3	Ivory Consultants Pvt. Ltd.	974857	4.89	0	0.00	0	0	4.89
4	Madhukar Sheth	790180	3.96	0	0.00	0	0	3.96
5	Neeta Hemant Ashar	765000	3.83	0	0.00	0	0	3.83
6	Jigar Prakash Jain	704941	3.53	0	0.00	0	0	3.53
7	Subhkari Commodities Pvt. Ltd.	691388	3.47	0	0.00	0	0	3.47
8	Federal Bank Limited	560000	2.81	0	0.00	0	0	2.81
9	Systematrix Fincorp India Limited	620000	3.11	0	0.00	0	0	3.11
10	Cat Cosmetics and Health Care Pvt. Ltd.	490000	2.46	0	0.00	0	0	2.46
11	Swastik Bio Agrotech Pvt. Ltd.	470000	2.36	0	0.00	0	0	2.36
12	Unit Trust of India	310000	1.55	0	0.00	0	0	1.55
13	Himanshu Jagdish Ashar	269460	1.35	0	0.00	0	0	1.35
14	Vimal Fin-Stock Pvt. Ltd.	207500	1.04	0	0.00	0	0	1.04
15	Hempoint Financial Services Pvt. Ltd.	200000	1.00	0	0.00	0	0	1.00
16	Kaireddy Sivashekhara Reddy	200000	1.00	0	0.00	0	0	1.00
TOTAL		9832694	49.28	0	0	0	0	49.28



(I)(c)(ii) Statement showing holding of securities (including shares, warrants, convertible securities) of persons (together with PAC) belonging to the category "Public" and holding more than 5% of the total number of shares of the company

Sr. No.	Name(s) of the shareholder(s) and the Persons Acting in Concert (PAC) with them	Number of shares	Shares as a percentage of total number of shares {i.e., Grand Total (A)+(B)+(C) indicated in Statement at para (I)(a) above}	Details of warrants		Details of convertible securities		Total shares (including underlying shares assuming full conversion of warrants and convertible securities) as a % of diluted share capital
				Number of warrants	As a % total number of warrants of the same class	Number of convertible securities held	% w.r.t total number of convertible securities of the same class	
1	Industrial Investment Bank of India	1440000	7.22	0	0	0	0	7.22
2	Swastik Bio Agrotech Pvt. Ltd.	1139368	5.71	0	0	0	0	5.71
3			0.00	0	0	0	0	
4			0.00	0	0	0	0	
TOTAL		2579368	12.93	0	0	0	0	12.93



(D)(d) Statement showing details of locked-in shares

Sr. No.	Name of the shareholder	Number of locked-in shares	Locked-in shares as a percentage of total number of shares {i.e., Grand Total (A)+(B)+(C) indicated in Statement at para (I)(a) above}
1			0.00
2	NIL	0	0.00
3			0.00
4			0.00
5			0.00
6			0.00
7			0.00
8			0.00
9			0.00
TOTAL		0	0.00



(II)(a) Statement showing details of Depository Receipts (DRs)

Sr. No.	Type of outstanding DR (ADRs, GDRs, SDRs, etc.)	Number of outstanding DRs	Number of shares underlying outstanding DRs	Shares underlying outstanding DRs as a percentage of total number of shares {i.e., Grand Total (A)+(B)+(C) indicated in Statement at para (I)(a) above}
1				0.00
2	NIL			0.00
3				0.00
4				0.00
5				0.00
6				0.00
7				0.00
8				0.00
9				0.00
TOTAL		0	0	0.00



(II)(b) Statement showing holding of Depository Receipts (DRs), where underlying shares held

by "promoter/promoter group" are in excess of 1% of the total number of shares

Sr. No.	Name of the DR Holder	Type of outstanding DR (ADRs, GDRs, SDRs, etc.)	Number of shares underlying outstanding DRs	Shares underlying outstanding DRs as a percentage of total number of shares (i.e., Grand Total (A)+(B)+(C) indicated in Statement at para (I)(a) above}
1				0.00
2	NIL			0.00
3				0.00
4				0.00
TOTAL			0	0.00

For, Sharp Industries Limited

Director

