

Introductory sub-table (1)(a)					
Name of the Company:		TECH TREK INDIA LIMITED			
Scrip Code, Name of the scrip, class of security:		TRECHTREK 513153 EQUITY			
Quarter ended:		30th September 2014			
Partly paid-up shares:-	No. of partly paid-up shares	As a % of total no. of partly paid-up shares	As a % of total no. of shares of the company		
Held by promoter/promoter group	0	0	0	0.00	
Held by public	0	0	0	0.00	
<b>Total - D</b>	<b>0</b>	<b>0</b>	<b>0</b>	<b>0.00</b>	
Outstanding convertible securities:-	No. of outstanding securities	As a % of total no. of outstanding convertible securities	As a % of total no. of shares of the company, assuming full conversion of the convertible securities		
Held by promoter/promoter group	0	0	0	0	
Held by public	0	0	0	0	
<b>Total - E</b>	<b>0</b>	<b>0</b>	<b>0</b>	<b>0</b>	
Warrants:-	No. of warrants	As a % of total no. of warrants	As a % of total no. of shares of the company, assuming full conversion of warrants		
Held by promoter/promoter group	0	0	0	0	
Held by public	0	0	0	0	
<b>Total - F</b>	<b>0</b>	<b>0</b>	<b>0</b>	<b>0</b>	
Total paid-up capital of the company, assuming full conversion of warrants and convertible securities (Grand Total (A+B+C)+ D+E+F)		3630220		100	

*Suman*

**Statement Showing Shareholding Pattern of TECH TREK INDIA LIMITED**

30th September 2014

Category code	Category of Shareholder	Number of Share holders	Table (I)(a)		Table (I)(b)		Number of shares pledged or otherwise encumbered	As a %
			Total number of shares	Number of shares held in dematerialized form	Total shareholding as a percentage of total number of shares	As a % of (A+B+C)		
(I)	(II)	(III)	(IV)	(V)	(VI)	(VII)	(VIII)	(IX) = (VIII)/(VII)*100
(A)	Shareholding of Promoter and Promoter Group							
1	Indian							
(a)	Individuals/ Hindu Undivided Family	5	500000	0	13.77	13.77	0	0.00
(b)	Central Government/ State Government(s)							
(c)	Bodies Corporate							
(d)	Financial Institutions/ Banks							
(e)	Any Other(DIRECTORS RELATIVE)							
(e-i)								
(e-ii)								
	Sub Total(A)(1)	5	500000	0	13.77	13.77	0	0.00
2	Foreign							
a	Individuals (Non-Residents Individuals/ Foreign Individuals)							
b	Bodies Corporate							
c	Institutions							
d	Any Others(Specific)							
d-i								
d-ii								
	Sub Total(A)(2)	0	0	0	0.00	0.00	0	0.00
	Total Shareholding of Promoter and Promoter Group (A) = (A)(1)+(A)(2)	5	500000	0	13.77	13.77	0	0.00

(B)	Public shareholding								
1	Institutions								
(a)	Mutual Funds/ UTI								
(b)	Financial Institutions / Banks								
(c)	Central Government/ State Government(s)								
(d)	Venture Capital Funds								
(e)	Insurance Companies								
(f)	Foreign Institutional Investors								
(g)	Foreign Venture Capital Investors								
(h)	Any Other								
(h-1)	Nationalized Bank								
	Sub-Total (B)(1)	0	0	0	0	0.00	0.00		
B.2	Non-institutions								
(a)	Bodies Corporate	18	431501	315886	11.89	11.89			
(b)	Individuals								
	Individuals -I: Individual shareholders holding nominal share capital up to Rs 1 lakh	2495	2269719	189114	62.51	62.51			
	Individuals -II: Individual shareholders holding nominal share capital in excess of Rs. 1 lakh.	17	429500	93500	11.83	11.83			
(c)	Any Other (specify) NRI								
	Sub-Total (B)(2)	2510	3130220	598500	86.23	86.23			
(B)	Total Public Shareholding (B)-(B)(1)+(B)(2)	2530	3130220	598500	86.23	86.23			0.00
	TOTAL (A)+(B)	2535	3630220	598500	100.00	100.00			0
(C)	Shares held by Custodians and against Depository Receipts have been issued which								
1	Promoter and Promoter Group	0							
	Public	0							
2	Sub-Total (C)	0	0	0	0.00	0.00			
	GRAND TOTAL (A)+(B)+(C)	2535	3630220	598500	100.00	100.00			0.00

PLACE Mumbai  
DATE 04/10/2014


FOR : TECH TREK INDIA LIMITED

  
DIRECTOR

**TECH TREK INDIA LIMITED**  
**(D)(A) Statement showing Shareholding of persons belonging to the category**  
**"Promoter and Promoter Group"**

Sr. No.	Name of the shareholder	Details of Shares held			Encumbered shares (*)		Details of warrants		Details of convertible securities		Total shares (including underlying shares assuming full conversion of warrants and convertible securities) as a % of diluted share capital
		Number of shares held	As a % of grand total (A)+(B)+(C)	No.	As a % (D)/(A)+(B)+(C)	As a % of grand total (A)+(B)+(C) of sub-clause (D)(a)	No. of warrants held	As a % total number of warrants of the same class	Number of convertible securities held	As a % total number of convertible securities of the same class	
		(A)	(B)	(C)	(D)=(A)/(A)+(B)+(C)	(E)	(F)	(G)	(H)	(I)	(J)
1	AKSHAY MALHOTRA	240000	6.81	0	0.00	0	0.00	0	0.00	0	6.81
2	NEHA MALHOTRA	234000	6.45	0	0.00	0	0.00	0	0.00	0	6.45
3	PRAVIN N SHAH	16000	0.44	0	0.00	0	0.00	0	0.00	0	0.44
4	NARESHCHANDRA R MALHOTRA	5000	0.14	0	0.00	0	0.00	0	0.00	0	0.14
5	RAADHIKA N MALHOTRA	5000	0.14	0	0.00	0	0.00	0	0.00	0	0.14
<b>TOTAL</b>		500000	13.77	0	0.00	0	0.00	0	0.00	0	13.77

(\*) The term "encumbrance" has the same meaning as assigned to it in regulation 28(i) of the SAST Regulations, 2011  
 PLACE MUMBAI  
 DATE 04/10/2014

FOR: TECH TREK INDIA LIMITED  
  
 DIRECTOR


TECH TREK INDIA LIMITED

(IX c)(i) Statement showing Shareholding of persons belonging to the category "Public" and holding more than 5% of the total number of shares

Sr. No.	Name of the shareholder	Number of shares	Shares as a percentage of total number of shares (i.e., Grand Total (A)+(B)+(C) indicated in Statement at para (IXe) above)	Details of warrants		Details of convertible securities		Total shares (including underlying shares assuming full conversion of warrants and convertible securities) as a % of diluted share capital
				No. of warrants held	As a % total number of warrants of the same class	Number of convertible securities held	As a % total number of convertible securities of the same class	
1	STANFORD HEALTHCARE PVT. LTD.	371500	10.23	0	0.00	0	0.00	10.23
(IX c)(ii) Statement showing Shareholding of persons belonging to the category "Public" and holding more than 1% of the total number of shares								
Individual								
3	STANFORD HEALTHCARE PVT. LTD.	371500	10.23	0	0.00	0	0.00	10.23
TOTAL		371500	10.23	0	0.00	0	0.00	10.23

Sr. No.	Name of the shareholder	Number of shares	Shares as a percentage of total number of shares (i.e., Grand Total (A)+(B)+(C) indicated in Statement at para (IXe) above)	Details of warrants		Details of convertible securities		Total shares (including underlying shares assuming full conversion of warrants and convertible securities) as a % of diluted share capital
				No. of warrants held	As a % total number of warrants of the same class	Number of convertible securities held	As a % total number of convertible securities of the same class	
(IXd)	Statement showing details of locked-in shares	Number of locked-in shares	Locked-in shares as a percentage of total number of shares (i.e., Grand Total (A)+(B)+(C) indicated in Statement at para (IXe) above)					
1	N.A.	0	0.00	0	0.00	0	0.00	
TOTAL		0	0.00	0	0.00	0	0.00	

PLACE MUMBAI  
DATE 04/10/2014

FOR: TECH TREK INDIA LIMITED  
  
DIRECTOR

**TECH TREK INDIA LIMITED**


**(II)(a) Statement showing details of Depository Receipts (DRs)**

Sr. No.	Type of outstanding DR (ADRs, GDRs, SDRs, etc.)	Number of outstanding DRs	Number of shares underlying outstanding DRs	Shares underlying outstanding DRs as a percentage of total number of shares (i.e., Grand Total (A)+(B)+(C) indicated in Statement at para (I)(a) above)
1	N.A.	0	0	0.00
<b>TOTAL</b>		<b>0</b>	<b>0</b>	<b>0.00</b>

**(II)(b) Statement showing holding of Depository Receipts (DRs), where underlying shares held by "promoter/promoter group" are in excess of 1% of the total number of shares**

Sr. No.	Name of the DR Holder	Type of outstanding DR (ADRs, GDRs, SDRs, etc.)	Number of shares underlying outstanding DRs	Shares underlying outstanding DRs as a percentage of total number of shares (i.e., Grand Total (A)+(B)+(C) Indicated in Statement at para (I)(a) above)
1	N.A.		0	0.00
<b>TOTAL</b>			<b>0</b>	<b>0.00</b>

PLACE MUMBAI  
DATE 04/10/2014

FOR: TECH TREK INDIA LIMITED  
  
DIRECTOR

S.No	Notes
1	
2	
3	
4	
5	
6	
7	
8	
9	

*[Handwritten signature]*