

Venus Power Ventures (India) Limited

Name of the Company :VENUS POWER VENTURES (INDIA) LIMITED


Scrip Code:531874	VENUS POWER VENTURES (INDIA) LIMITED			,EQUITY
Quarter Ended: MAR'2014				
Partly Paid-up Shares:	No. of Partly Paid-up Shares:	As a % of total No. of partly paid-up Shares	As a % of total No. of shares of the company	
Held by promoter/promoter group	0	0	0	
Held by Public	0	0	0	
TOTAL:	0	0	0	
Outstanding Convertible Securites:	No. of outstanding Securities	As a % of total No. of outstanding convertible securities	As a % of total No. of shares of the company, assuming full conversion of the convertible securities	
Held by promoter/promoter group	0	0	0	
Held by Public	0	0	0	
TOTAL:	0	0	0	
Warrants:	No. of Warrants	As a % of total No. of Warrants	As a % of total No. of shares of the company, assuming full conversion of warrants	
Held by promoter/promoter group	0	0	0	
Held by Public	0	0	0	
TOTAL:	0	0	0	
Total paid-up capital of the company, assuming full conversion of warrants and convertible securities		15200200		



Venus Power Ventures (India) Limited

Table I (a) - Statement Showing Share Holding Pattern

Category code	Category of Shareholder	Number of Shareholders	Total Number of shares	Number of shares held in dematerialised form	Total shareholding as a percentage of total number of shares		Shares pledged or otherwise encumbered	
					As a Percentage of (A+B)1	As a Percentage of (A+B+C)	Number of Shares	As a percentage
(I)	(II)	(III)	(IV)	(V)	(VI)	(VII)	(VII)	(IX)=(VIII)/(IV)* 100
(A)	Shareholding of Promoter and Promoter Group							
	1 Indian							
(a)	Individuals/Hindu Undivided Family	1	21500	21500	0.14	0.14	0	0
(b)	Central Government/State Government(s)	0	0	0	0	0	0	0
(c)	Bodies Corporate	0	0	0	0	0	0	0
(d)	Financial Institutions/Banks	0	0	0	0	0	0	0
(e)	Any Others(Specify)	0	0	0	0	0	0	0
(e-i)	Mutual Funds	0	0	0	0	0	0	0
(e-ii)	Trusts	0	0	0	0	0	0	0
	Sub Total (A)(1)	1	21500	21500	0.14	0.14	0	0
	2 Foreign							
(a)	Individuals (Non Resident Individuals/Foreign Individuals)	0	0	0	0	0	0	0
(b)	Bodies Corporate	0	0	0	0	0	0	0
(c)	Institutions	0	0	0	0	0	0	0
(d)	Qualified Foreign Investor	0	0	0	0	0	0	0
(e)	Any Others(Specify)	0	0	0	0	0	0	0
(e-i)	Overseas Corporate Bodies	0	0	0	0	0	0	0
(e-ii)		0	0	0	0	0	0	0
	Sub Total (A)(2)	0	0	0	0	0	0	0
	Total Shareholding of Promoter and Promoter Group (A)=(A)(1)+(A)(2)	1	21500	21500	0.14	0.14	0	0
(B)	Public Shareholding							
	1 Institutions							
(a)	Mutual Funds/UTI	0	0	0	0	0	0	0
(b)	Financial Institutions/Banks	0	0	0	0	0	0	0
(c)	Central Government/State Government(s)	0	0	0	0	0	0	0
(d)	Venture Capital Funds	0	0	0	0	0	0	0
(e)	Insurance Companies	0	0	0	0	0	0	0
(f)	Foreign Institutional Investors	0	0	0	0	0	0	0
(g)	Foreign Venture Capital Investors	0	0	0	0	0	0	0
(h)	Qualified Foreign Investor	0	0	0	0	0	0	0
(i)	Any Others(Specify)	0	0	0	0	0	0	0
(i-i)	Foreign Companies	0	0	0	0	0	0	0
(i-ii)		0	0	0	0	0	0	0
	Sub Total (B)(1)	0	0	0	0	0	0	0
B2	Non-Institutions							
(a)	Bodies Corporate	60	4668618	4668618	30.71	30.71	0	0
(b)	Individuals							
(i)	Individual shareholders holding nominal share capital upto Rs.1 lakh	1953	2195689	2055489	14.45	14.45	0	0
(ii)	Individual shareholders holding nominal share capital in excess of Rs.1 lakh	170	6880588	6593588	45.27	45.27	0	0
(c)	Qualified Foreign Investor	0	0	0	0	0	0	0
(d)	Any Others(Specify)							
(d-i)	Non Resident Individuals	25	1056028	1056028	6.95	6.95	0	0
(d-ii)	Overseas Corporate Bodies	0	0	0	0	0	0	0
(d-iii)	Trusts	0	0	0	0	0	0	0
(d-iv)	Employees	0	0	0	0	0	0	0
(d-v)	Clearing Members	26	377777	377777	2.49	2.49	0	0
(d-vi)	Foreign Nationals	0	0	0	0	0	0	0
	Sub Total (B)(2)	2234	15178700	14751500	99.86	99.86	0	0
	Total Public Shareholding (B)=(B)(1)+(B)(2)	2234	15178700	14751500	99.86	99.86	0	0
	Total (A)+(B)	2235	15200200	14773000	100	100	0	0
(C)	Shares held by Custodians and against Depository Receipts have been issued							
	1 Shareholding of Promoter and Promoter Group	0	0	0	0	0	0	0
	2 Public Shareholding	0	0	0	0	0	0	0
	Grand Total (A)+(B)+(C)	2235	15200200	14773000	100	100	0	0



Venus Power Ventures (India) Limited

Sr.No	Notes
1	
2	
3	
4	
5	
6	
7	
8	
9	
10	



Venus Power Ventures (India) Limited

(i)(b) Statement showing holding of securities (including shares, warrants, convertible securities) of persons belonging to the category "Promoter and Promoter Group"

Sr No	Name of the Shareholders	Details of Shares held		Encumbered shares(*)			Details of warrants		Details of convertible securities		Total shares (including underlying shares assuming full conversion of warrants and convertible securities) as a % of diluted share capital
		Number of Shares	As a % of grand Total (A)+(B)+(C)	Number	As a Percentage	As a % of grand total (A)+(B)+(C) of sub-clause (i)(b)(i)	Number of warrants held	As a % total number of warrants of the same class	Number of Convertible securities held	As a % total number of securities of the same class	
(i)	(ii)	(iii)	(iv)	(v)	(vi)= (v)/(iii)*100	(vii)	(viii)	(ix)	(x)	(xi)	(xii)
1	SRINIVASA RAO MARUPUDI	21500	0.14	0	0	0	0	0	0	0	0.14
	Total:	21500	0.14	0	0	0	0	0	0	0	0.14

(*) The term "encumbrance" has the same meaning as assigned to it in regulation 28(3) of the SAST Regulations, 2011.



Venus Power Ventures (India) Limited

(I) (C) (i) Statement showing holding of securities (including shares, warrants, convertible securities) of persons belonging to the category "Public" and holding more than 1% of the total number of shares


Sr No	Name of the Shareholders	Number of Shares held	Shares as a percentage of total number of shares (i.e., Grand Total (A)+(B)+(C) indicated in Statement at para (I)(a) above)	Details of warrants		Details of convertible securities		Total shares (including underlying shares assuming full conversion of warrants and convertible securities) as a % of diluted share capital
				Number of warrants held	As a % total number of warrants of the same class	Number of Convertible securities held	As a % total number of securities of the same class	
1	AMRAPALI AADYA TRADING & INVESTMENT PVT. LTD.	1937357	12.75	0	0	0	0	12.75
2	GLOBE FINCAP LIMITED	500000	3.29	0	0	0	0	3.29
3	GLOBE COMMODITIES LIMITED	421000	2.77	0	0	0	0	2.77
4	LACHMAN KISHAN CHAND	400000	2.63	0	0	0	0	2.63
5	SANJAY KISHANCHAND	397920	2.62	0	0	0	0	2.62
6	VAN TECHSOLUTIONS PRIVATE LIMITED	396800	2.61	0	0	0	0	2.61
7	GLOBE CAPITAL MARKET LTD	280139	1.84	0	0	0	0	1.84
8	D RAJA VISWESWARA RAO	274500	1.81	0	0	0	0	1.81
9	RAM KISHORE BAJAJ HUF .	270000	1.78	0	0	0	0	1.78
10	MOHINEESH YALAMANCHILI	268051	1.76	0	0	0	0	1.76
11	ARCADIA SHARE & STOCK BROKERS PVT. LTD	204559	1.35	0	0	0	0	1.35
12	THIRUPATHI JADALA	178780	1.18	0	0	0	0	1.18
13	PRASHANTH VARMA KANUMURI	174332	1.15	0	0	0	0	1.15
14	GOPALA KRISHNA YALAMANCHILI	155028	1.02	0	0	0	0	1.02
	Total:	5858466	38.56	0	0	0	0	38.56



Venus Power Ventures (India) Limited

(i) (C) (ii) Statement showing holding of securities (including shares, warrants, convertible securities) of persons (together with PAC) belonging to the category "Public" and holding more than 5% of the total number of shares of the company

Sr No	Name(s) of the Shareholder(s) and Persons Acting in Concert (PAC) with them	Number of Shares held	Shares as a percentage of total number of shares (i.e., Grand Total (A)+(B)+(C) indicated in Statement at para (i)(a) above)	Details of warrants		Details of convertible securities		Total shares (including underlying shares assuming full conversion of warrants and convertible securities) as a % of diluted share capital
				Number of warrants held	As a % total number of warrants of the same class	Number of Convertible securities held	As a % total number of securities of the same class	
1	AMRAPALI AADYA TRADING & INVESTMENT PVT. LTD.	1937357	12.75	0	0	0	0	12.75
	Total:	1937357	12.75	0	0	0	0	12.75



Venus Power Ventures (India) Limited

(I)(d) Statement showing details of locked-in shares


Sr No	Name of the Shareholders	Number of Shares	Shares as a percentage of total number of shares (i.e., Grand Total (A)+(B)+(C) indicated in Statement at para (I)(a) above)	Promoter / Promoter Group / Public
		0	0	
Total:				



Venus Power Ventures (India) Limited

(II)(a) Statement showing details of Depository Receipts (DRs)

Sr No	Type of outstanding DR (ADRs, GDRs, SDRs, etc.)	Number of outstanding DRs	Number of Shares underlying outstanding DRs	Shares underlying outstanding DRs as a percentage of total number of shares (i.e., Grand Total (A)+(B)+(C) indicated in Statement at para (I)(a) above)
	Total:	0	0	0



Venus Power Ventures (India) Limited

(II)(b) Statement showing holding of Depository Receipts (DRs), where underlying shares held by 'promoter/promoter group' are in excess of 1% of the total number of shares

Sr. No	Name of the DR Holder	Type of outstanding DR (ADRs, GDRs, SDRs, etc.)	Number of Shares underlying outstanding DRs	Shares underlying outstanding DRs as a percentage of total number of shares (I.e., Grand Total (A)+(B)+(C) indicated in Statement at para (I)(a) above)
			0	0
	Total:			

