


Introductory sub-table (I)(a)

Name of the Company: VIKAS WSP LIMITED			
Scrip Code, Name of the scrip, class of security: BSE-519307-VIKASWSP & NSE--EQ			
Quarter ended: JUNE 30, 2014			
Partly paid-up shares:-	No. of partly paid-up shares	As a % of total no. of partly paid-up shares	As a % of total no. of shares of the company
Held by promoter/promoter group	0	0	0
Held by public	0	0	0
Total - D	0	0	0
Outstanding convertible securities:-	No. of outstanding securities	As a % of total no. of outstanding convertible securities	As a % of total no. of shares of the company, assuming full conversion of the convertible securities
Held by promoter/promoter group	0	0	0
Held by public	0	0	0
Total - E	0	0	0
Warrants:-	No. of warrants	As a % of total no. of warrants	As a % of total no. of shares of the company, assuming full conversion of warrants
Held by promoter/promoter group	0	0	0
Held by public	0	0	0
Total - F	0	0	0
Total paid-up capital of the company, assuming full conversion of warrants and convertible securities	137439600	0	100


For VIKAS WSP LIMITED


 Company Secretary

Statement Showing Shareholding Pattern


Category code	Category of Shareholder	Table (I)(a)			Total shareholding as a percentage of total number of shares		Shares Pledged or otherwise encumbered	
		Number of Shareholders	Total number of shares	Number of shares held in dematerialized form	As a percentage of (A+B) ¹	As a percentage of (A+B+C)	Number of shares	As a percentage
(A)	Shareholding of Promoter and Promoter							
1	Indian							
(a)	Individuals/ Hindu Undivided Family	3	34214781	34214781	24.89	24.89	17859018	52.20
(b)	Central Government/ State Government(s)							
(c)	Bodies Corporate				0.00	0.00		#DIV/0!
(d)	Financial Institutions/ Banks				0.00	0.00		#DIV/0!
(e)	Any Others (Specify)				0.00	0.00		#DIV/0!
(e-i)					0.00	0.00		#DIV/0!
(e-ii)					0.00	0.00		#DIV/0!
	Sub Total(A)(1)	3	34214781	34214781	24.89	24.89	17859018	52.20
2	Foreign							
a	Individuals (Non-Residents Individuals/ Foreign Individuals)				0.00	0.00		#DIV/0!
b	Bodies Corporate				0.00	0.00		#DIV/0!
c	Institutions				0.00	0.00		#DIV/0!
d	Qualified Foreign Investor				0.00	0.00		#DIV/0!
e-i	Any Others (Specify)				0.00	0.00		#DIV/0!
e-ii					0.00	0.00		#DIV/0!
	Sub Total(A)(2)	0	0	0	0.00	0.00	0	#DIV/0!
	Total Shareholding of Promoter and	3	34214781	34214781	24.89	24.89	17859018	52.20
(B)	Public shareholding							
1	Institutions							
(a)	Mutual Funds/ UTI	6	10000		0.01	0.01		
(b)	Financial Institutions / Banks	8	825341	825341	0.60	0.60		
(c)	Central Government/ State Government(s)							
(d)	Venture Capital Funds				0.00	0.00		
(e)	Insurance Companies				0.00	0.00		
(f)	Foreign Institutional Investors	6	698100	698100	0.51	0.51		
(g)	Foreign Venture Capital Investors				0.00	0.00		
(h)	Qualified Foreign Investor				0.00	0.00		
(i)	Any Other (specify)							
	Sub-Total (B)(1)	20	1533441	1523441	1.12	1.12		

For VIKAS WSP LIMITED


Company Secretary


B 2	Non-institutions						
(a)	Bodies Corporate	1007	25001387	24896387	18.19	18.19	
(b)	Individuals				0.00	0.00	
I	Individuals -i. Individual shareholders holding nominal share capital up to Rs 1 lakh	43629	56784143	54438310	41.32	41.32	
II	ii. Individual shareholders holding nominal share capital in excess of Rs. 1 lakh.	46	13066096	13066096	9.51	9.51	
(c)	Any Other (specify)				0.00	0.00	
(c-i)	Trusts	4	54400	50400	0.04	0.04	
(c-ii)	Foreign Nationals	1	2000	2000	0.00	0.00	
(c-iii)	Non Resident Indians	268	1459249	1459249	1.06	1.06	
(c-iv)	Overseas Corporate Bodies	3	57000	57000	0.04	0.04	
(c-v)	Clearing Members	94	1513308	1513308	1.10	1.10	
(c-vi)	Hindu Undivided Families	1324	3534145	3525545	2.57	2.57	
(c-vii)	ESOP/ESOS/ESPS	74	219650	213650	0.16	0.16	
(c-viii)	Qualified Foreign Investor						
	Sub-Total (B)(2)	46450	101691378	99221945	73.99	73.99	
(B)	Total Public Shareholding (B)= (B)(1)+(B)(2)	46470	103224819	100745386	75.11	75.11	
	TOTAL (A)+(B)	46473	137439600	134960167	100.00	100.00	
(C)	Shares held by Custodians and against which Depository Receipts have been issued						
1	Promoter and Promoter Group		0			0.00	#DIV/0!
2	Public		0			0.00	
	Sub-Total (C)	0	0	0		0	0
	GRAND TOTAL (A)+(B)+(C)	46473	137439600	134960167		100.00	17859018 12.99

For VIKAS WSP LIMITED


Company Secretary


Sr.No	Notes
1	
2	
3	
4	
5	
6	
7	
8	
9	

For VIKAS WSP LIMITED


Company Secretary


(D)(c)(i) Statement showing holding of securities (including shares, warrants, convertible securities) of persons belonging to the category "Public" and holding more than 1% of the total number of shares

Sr. No.	Name of the shareholder	Number of shares held	Shares as a percentage of total number of shares {i.e., Grand Total (A)+(B)+(C) indicated in Statement at para (I)(a) above}	Details of warrants		Details of convertible securities		Total shares (including underlying shares assuming full conversion of warrants and convertible securities) as a % of diluted share capital
				Number of warrants held	As a % total number of warrants of the same class	Number of convertible securities held	% w.r.t total number of convertible securities of the same class	
1	FORESIGHT HOLDINGS PVT.LTD	1854000	1.34896		#DIV/0!		#DIV/0!	AAACF4438J
2	KCP SUGAR AND INDUSTRIES CORPORATI	1588721	1.15594		#DIV/0!		#DIV/0!	AAACK2325F
3	VISION MILLENNIUM EXPORTS PVT LTD	1776011	1.29221		#DIV/0!		#DIV/0!	AAACV6970B
4	ADROIT FIN SER PVT LTD	1686557	1.22713		#DIV/0!		#DIV/0!	AABCA1156D
5	SHREYANS CREDIT AND CAPITAL PVT LT	1619839	1.17858		#DIV/0!		#DIV/0!	AAMCS7878M
6	SUNMATE TRADE PRIVATE LIMITED	3016488	2.19477		#DIV/0!		#DIV/0!	AAOCS9796A
7	SURESH KUMAR GUPTA	1426641	1.03816		#DIV/0!		#DIV/0!	AAZPG6172A
			0.00000		#DIV/0!		#DIV/0!	
			0.00000		#DIV/0!		#DIV/0!	
			0.00000		#DIV/0!		#DIV/0!	
			0.00000		#DIV/0!		#DIV/0!	
			0.00000		#DIV/0!		#DIV/0!	
			0					
TOTAL		12968457	9.44	0	#DIV/0!	0	#DIV/0!	0

For VIKAS WSP LIMITED

 Company Secretary

(I)(c)(ii) Statement showing holding of securities (including shares, warrants, convertible securities) of persons (together with PAC) belonging to the category "Public" and holding more than 5% of the total number of shares of the company


Sr. No.	Name(s) of the shareholder(s) and the Persons Acting in Concert (PAC) with them	Number of shares	Shares as a percentage of total number of shares {i.e., Grand Total (A)+(B)+(C) indicated in Statement at para (I)(a) above}	Details of warrants		Details of convertible securities		Total shares (including underlying shares assuming full conversion of warrants and convertible securities) as a % of diluted share capital
				Number of warrants	As a % total number of warrants of the same class	Number of convertible securities held	% w.r.t total number of convertible securities of the same class	
1	NIL		0.00		#DIV/0!		#DIV/0!	
2			0.00		#DIV/0!		#DIV/0!	
3			0.00		#DIV/0!		#DIV/0!	
4			0.00		#DIV/0!		#DIV/0!	
5			0.00		#DIV/0!		#DIV/0!	
6			0.00		#DIV/0!		#DIV/0!	
7			0.00		#DIV/0!		#DIV/0!	
8			0.00		#DIV/0!		#DIV/0!	
9			0.00		#DIV/0!		#DIV/0!	
10			0.00		#DIV/0!		#DIV/0!	
TOTAL		0	0.00	0	#DIV/0!	0	#DIV/0!	0

For VIKAS WSP LIMITED

 Company Secretary

(I)(d) Statement showing details of locked-in shares

Sr. No.	Name of the shareholder	Number of locked-in shares	Locked-in shares as a percentage of total number of shares {i.e., Grand Total (A)+(B)+(C) indicated in Statement at para (I)(a) above}
1	NIL		0.00
2			0.00
3			0.00
4			0.00
5			0.00
6			0.00
7			0.00
8			0.00
9			0.00
TOTAL		0	0.00

For VIKAS WSP LIMITED


Company Secretary

(II)(a) Statement showing details of Depository Receipts (DRs)

Sr. No.	Type of outstanding DR (ADRs, GDRs, SDRs, etc.)	Number of outstanding DRs	Number of shares underlying outstanding DRs	Shares underlying outstanding DRs as a percentage of total number of shares (i.e., Grand Total (A)+(B)+(C) indicated in Statement at para (I)(a) above)
1	NIL			0.00
2				0.00
3				0.00
4				0.00
5				0.00
6				0.00
7				0.00
8				0.00
9				0.00
TOTAL		0	0	0.00


For VIKAS WSP LIMITED


Company Secretary

(II)(b) Statement showing holding of Depository Receipts (DRs), where underlying shares held by "promoter/promoter group" are in excess of 1% of the total number of shares

Sr. No.	Name of the DR Holder	Type of outstanding DR (ADRs, GDRs, SDRs, etc.)	Number of shares underlying outstanding DRs	Shares underlying outstanding DRs as a percentage of total number of shares [i.e., Grand Total (A)+(B)+(C) indicated in Statement at para (I)(a) above]
1	NIL			0.00
2				0.00
3				0.00
4				0.00
5				0.00
6				0.00
7				0.00
8				0.00
9				0.00
				0.00
				0.00
TOTAL			0	0.00

For VIKAS WSP LIMITED


Company Secretary