



04th April, 2014

BSE Limited,
Floor 25, P.J. Towers,
Dalal Street,
MUMBAI-400 001.

~~The National Stock Exchange of India Limited,
Exchange Plaza,
Bandra Kurla Complex,
Bandra (E)
MUMBAI-400 001~~

Dear Sirs,

Sub: Shareholding Pattern as on 31st March, 2014.

Please find enclosed the Shareholding Pattern on a quarterly basis as on 31st March, 2014 in the prescribed format.

This is in compliance with clause 35 of the Listing Agreement.

Thanking you,

Yours faithfully,
For ZUARI AGRO CHEMICALS LIMITED

A handwritten signature in black ink, appearing to read "R.Y. Patil", with a horizontal line underneath.

R.Y.PATIL
Chief General Manager
& Company Secretary

Encl: as above

ZUARI AGRO CHEMICALS LIMITED

(Formerly known as Zuari Holdings Limited)

Registered Office : Jai kisaan Bhawan, Zuarinagar, Goa - 403 726, India.

Telephone : (0832) 2592180, 2592181


FAX : (0832) 2555279

CIN - U65910GA2009PLC006177

Website : www.zuari.in


Introductory sub-table (I)(a)

Name of the Company: ZUARI AGRO CHEMICALS LIMITED (formerly known as Zuari Holdings Limited)			
Scrip Code, Name of the scrip, class of security: 534742 ZUARIAGRO			
Quarter ended: 31st March, 2014			
Partly paid-up shares:-		No. of partly paid-up shares	As a % of total no. of partly paid-up shares
			As a % of total no. of shares of the company
Held by promoter/promoter group			
Held by public			NIL
Total - D		0	
Outstanding convertible securities:-		No. of outstanding securities	As a % of total no. of outstanding convertible securities
			As a % of total no. of shares of the company, assuming full conversion of the convertible securities
Held by promoter/promoter group			
Held by public			NIL
Total - E		0	
Warrants:-		No. of warrants	As a % of total no. of warrants
			As a % of total no. of shares of the company, assuming full conversion of warrants
Held by promoter/promoter group			
Held by public			NIL
Total - F		0	
Total paid-up capital of the company, assuming full conversion of warrants and convertible securities		42058006 EQUITY SHARES of Rs.10/- EACH AGGREGATING TO Rs.420580060/-	




Statement Showing Shareholding Pattern


		Table (I)(a)			Total shareholding as a percentage of total number of shares		Shares Pledged or otherwise encumbered	
Category code	Category of Shareholder	Number of Shareholders	Total number of shares	Number of shares held in dematerialized form	As a percentage of (A+B) ¹	As a percentage of (A+B+C)	Number of shares	As a percentage
(I)	(II)	(III)	(IV)	(V)	(VI)	(VII)	(VIII)	(IX)= (VIII)/(IV)*100
(A)	Shareholding of Promoter and Promoter Group²							
1	Indian							
(a)	Individuals/ Hindu Undivided Family	3	181027	181027	0.43	0.43		
(b)	Central Government/ State Government(s)							
(c)	Bodies Corporate	16	23202465	23202465	55.17	55.17	4046767	17.44
(d)	Financial Institutions/ Banks							
(e)	Any Others(Specify)							
(e-i)								
(e-ii)								
	Sub Total(A)(1)	19	23383492	23383492	55.60	55.60	4046767	17.31
2	Foreign							
a	Individuals (Non-Residents Individuals/ Foreign Individuals)							
b	Bodies Corporate	2	7491750	7491750	17.81	17.81		
c	Institutions							
d	Any Others(Specify)							
d-i								
d-ii								



	Sub Total(A)(2)	2	7491750	7491750	17.81	17.81		
	Total Shareholding of Promoter and Promoter Group (A)= (A)(1)+(A)(2)	21	30875242	30875242	73.41	73.41	4046767	13.11
(B)	Public shareholding							
1	Institutions							
(a)	Mutual Funds/ UTI	11	3544914	3544814	8.43	8.43		
(b)	Financial Institutions / Banks	32	4640	675	0.01	0.01		
(c)	Central Government/ State Government(s)							
(d)	Venture Capital Funds							
(e)	Insurance Companies	8	2433344	2433144	5.79	5.79		
(f)	Foreign Institutional Investors	25	1234790	1234390	2.94	2.94		
(g)	Foreign Venture Capital Investors							
(h)	Any Other (specify)							
(h-i)	Foreign Bank	1	217	217				
(h-ii)								
	Sub-Total (B)(1)	77	7217905	7213240	17.16	17.16		
B 2	Non-institutions							
(a)	Bodies Corporate	340	1114701	1097766	2.65	2.65		
(b)	Individuals							
I	Individuals -i. Individual shareholders holding nominal share capital up to Rs 1 lakh	32882	2436161	2068553	5.79	5.79		
II	ii. Individual shareholders holding nominal share capital in excess of Rs. 1 lakh.	14	338766	323576	0.81	0.81		
(c)	Any Other (specify)							
(c-i)	Clearing Members	79	32299	32299	0.08	0.08		
(c-ii)	Non Resident Indians	183	40117	37280	0.10	0.10		



(c-iii)	Overseas Bodies Corp.	1	450					
(c-iv)	Trusts	4	2365	2365	0.01	0.01		
	Sub-Total (B)(2)	33503	3964859	3561839	9.43	9.43		
(B)	Total Public Shareholding (B)= (B)(1)+(B)(2)	33580	11182764	10775079	26.59	26.59		
	TOTAL (A)+(B)	33601	42058006	41650321	100.00	100.00	4046767	9.62
(C)	Shares held by Custodians and against which Depository Receipts have been issued							
1	Promoter and Promoter Group							
2	Public							
	Sub-Total (C)	0	0	0	0	0	0	
	GRAND TOTAL (A)+(B)+(C)	33601	42058006	41650321	100.00	100.00	4046767	9.62



(I)(b) Statement showing holding of securities (including shares, warrants, convertible securities) of persons belonging to the category "Promoter and Promoter Group"


Sr. No.	Name of the shareholder	Details of Shares held		Encumbered shares (*)			Details of warrants		Details of convertible securities		Total shares (including underlying shares assuming full conversion of warrants and convertible securities) as a % of diluted share capital
		Number of shares held	As a % of grand total (A)+(B)+(C)	No.	As a percentage	As a % of grand total (A)+(B)+(C) of sub-clause (I)(a)	Number of warrants held	As a % total number of warrants of the same class	Number of convertible securities held	As a % total number of convertible securities of the same class	
(I)	(II)	(III)	(IV)	(V)	(VI)=(V)/(III)*100	(VII)	(VIII)	(IX)	(X)	(XI)	(XII)
1	Globalware Holdings Ltd.	7012000	16.67								
2	Texmaco Infrastructure & Holdings Ltd	3000125	7.13								
3	Adventz Investments & Holdings Ltd.	1236852	2.94								
4	Coltrane Corpn. Ltd.	479750	1.14								
5	Jeewan Jyoti Medical Society	138550	0.33								
6	Adventz Finance Private Limited	85789	0.20								
7	Duke Commerce Ltd.	81000	0.19								
8	Saroj Kumar Poddar	79406	0.19								
9	Adventz Securities Enterprises Ltd.	98804	0.23								
10	Adventz Investment Co. Pvt. Ltd.	15000	0.04								
11	Ricon Commerce Ltd.	8100	0.02								
12	Jyotsna Poddar	71621	0.17								
13	New Eros Tradecom Ltd.	1196767	2.85	1196767	100.00	2.85					
14	SIL Investments Ltd.	3208000	7.63	2850000	88.84	6.78					
15	Pilani Investment & Ind. Corp. Ltd.	434000	1.03								
16	RTM Investment & Trading Co. Ltd.	110768	0.26								
17	SCM Investment & Trading Co. Ltd.	35000	0.08								
18	Ronson Traders Ltd.	63200	0.15								
19	Sarla Devi Birla	30000	0.07								
20	Zuari Global Limited	8411601	20.00								
21	Zuari Management Services Ltd.	5078909	12.08								
TOTAL		30875242	73.41	4046767	13.11	9.62	0	0	0	0	0

(*) The term "encumbrance" has the same meaning as assigned to it in regulation 28(3) of the SAST Regulations, 2011



(I)(c)(i) Statement showing holding of securities (including shares, warrants, convertible securities) of persons belonging to the category “Public” and holding more than 1% of the total number of shares

Sr. No.	Name of the shareholder	Number of shares held	Shares as a percentage of total number of shares {i.e., Grand Total (A)+(B)+(C) indicated in Statement at para (I)(a) above}	Details of warrants		Details of convertible securities		Total shares (including underlying shares assuming full conversion of warrants and convertible securities) as a % of diluted share capital
				Number of warrants held	As a % total number of warrants of the same class	Number of convertible securities held	% w.r.t total number of convertible securities of the same class	
1	Life Insurance Corp. of India	1350526	3.21					
2	Reliance Capital Trustee Co. Ltd.	1200000	2.85					
3	Deutsche Securities Mauritius Ltd.	899027	2.14					
4	General Insurance Corp. Of India	565972	1.35					
5	The New India Ass. Co. Ltd.	446010	1.06					
6	ICICI Prudential Value Fund Series 2	695594	1.65					
7	DSP Blackrock Small & Mid Cap Fund	1168553	2.78					
TOTAL		6325682	15.04	0	0	0	0	0



(I)(c)(ii) Statement showing holding of securities (including shares, warrants, convertible securities) of persons (together with PAC) belonging to the category "Public" and holding more than 5% of the total number of shares of the company								
Sr. No.	Name(s) of the shareholder(s) and the Persons Acting in Concert (PAC) with them	Number of shares	Shares as a percentage of total number of shares {i.e., Grand Total (A)+(B)+(C) indicated in Statement at para (I)(a) above}	Details of warrants		Details of convertible securities		Total shares (including underlying shares assuming full conversion of warrants and convertible securities) as a % of diluted share capital
				Number of warrants	As a % total number of warrants of the same class	Number of convertible securities held	% w.r.t total number of convertible securities of the same class	
1			0.00					
2			0.00					
3			0.00					
4			0.00					
5			0.00					
6			0.00	N.A.				
7			0.00					
8			0.00					
9			0.00					
10			0.00					
TOTAL		0	0.00		0			0



(I)(d) Statement showing details of locked-in shares

Sr. No.	Name of the shareholder	Number of locked-in shares	Locked-in shares as a percentage of total number of shares {i.e., Grand Total (A)+(B)+(C) indicated in Statement at para (I)(a) above}
1	Zuari Global Limited	8411531	20.00
2	Zuari Management Services Ltd.	4205801	10.00
TOTAL ↘		12617332	30.00



(II)(a) Statement showing details of Depository Receipts (DRs)

Sr. No.	Type of outstanding DR (ADRs, GDRs, SDRs, etc.)	Number of outstanding DRs	Number of shares underlying outstanding DRs	Shares underlying outstanding DRs as a percentage of total number of shares {i.e., Grand Total (A)+(B)+(C) indicated in Statement at para (I)(a) above}
1				0.00
2				0.00
3				0.00
4				0.00
5				0.00
6				0.00
7				0.00
8				0.00
9				0.00
TOTAL		0	0	0.00



underlying shares held
umber of shares

2	Number of shares underlying outstanding DRs	Shares underlying outstanding DRs as a percentage of total number of shares {i.e., Grand Total (A)+(B)+(C) indicated in Statement at para (I)(a) above}
		0.00
		0.00
		0.00
		0.00
		0.00
		0.00
		0.00
		0.00
		0.00
		0.00
		0.00
		0.00
		0.00
		0.00
	0	0.00

