

VINADITYA TRADING CO. LTD.

Registered Office:

*State Bank Building Annexe
Bank Street, Fort
MUMBAI 400 023*

Annual Report & Accounts

for the year ended

31st March, 2009

VINADITYA TRADING COMPANY LIMITED

Registered Office: State Bank Building Annexe, Bank Street, Fort, Mumbai 400 023

NOTICE

NOTICE IS HEREBY GIVEN that the Twenty-Seventh Annual General Meeting of Vinaditya Trading Company Limited will be held on 30th September, 2009 at 3.30 p.m. at the registered office of the Company at State Bank Building Annexe, Bank Street, Fort, Mumbai 400 023 to transact the following business -

01. To receive and adopt the Directors' Report and Audited Profit & Loss Account of the Company for the year ended 31st March, 2009 and the Balance Sheet as at that date.
02. To appoint a Director in place of Mr. C.N.V. Nair who retires by rotation and being eligible offers himself for reappointment.
03. To appoint Auditors for the period viz., from the conclusion of this Annual General Meeting until the conclusion of the next Annual General Meeting and to fix their remuneration.

FOR AND ON BEHALF OF THE BOARD OF DIRECTORS


S.G. BOHRA
DIRECTOR

Mumbai, dated 30th June, 2009.

- NOTE
- (1) A MEMBER ENTITLED TO ATTEND AND VOTE AT THE MEETING IS ENTITLED TO APPOINT A PROXY TO ATTEND AND VOTE INSTEAD OF HIMSELF AND PROXY NEED NOT BE A MEMBER OF THE COMPANY.
 - (2) *The Register of Members and the Share Transfer Books of the Company shall remain closed from Saturday, the 27th September, 2008 to Tuesday, the 30th September, 2008 (both days inclusive) for the purpose of Annual General Meeting.*

VINADITYA TRADING COMPANY LIMITED
Registered Office: State Bank Building Annexe, Bank Street, Fort, Mumbai 400 023

DIRECTORS' REPORT

The Members of
VINADITYA TRADING COMPANY LIMITED

Your Directors have pleasure in presenting before you their Twenty-eighth Annual Report together with the audited statement of accounts for the year ended 31st March, 2009.

During the year under review the working of the company has resulted into a loss of Rs. 62,599, after making a short provision of Rs.8,651 for Income Tax for earlier years. After deducting the said amount from the carried forward profit of Rs.19,23,440, the balance surplus of Rs.18,60,841 is carried forward to the next year's accounts. In order to conserve resources, the directors do not recommend payment of any dividend.

Mr. C.N.V. Nair, a Director of the Company, retires by rotation at the ensuing annual general meeting and is eligible for re-appointment.

During the year the Company had no employee of the category indicated U/s 217 (2A) of the Companies Act, 1956.

Pursuant to Section 217(2AA) of the Companies (Amendment) Act, 2000, the Directors state as under :

- (i) that in the preparation of the annual accounts, the applicable accounting standards had been followed along with proper explanation relating to material departures ;
- (ii) that the directors had selected such accounting policies and applied them consistently and made judgements and estimates that are reasonable and prudent so as to give a true and fair view of the state of affairs of the Company at the end of the financial year and of the loss of the Company for that period ;
- (iii) that the directors had taken proper and sufficient care for the maintenance of adequate accounting records in accordance with the provisions of this Act for safeguarding the assets of the company and for preventing and detecting fraud and other irregularities;
- (iv) that the directors had prepared the annual accounts on a going concern basis.

Pursuant to the provisions of the Companies Act, 1956, the accounts together with Directors' Report of ANR INVESTMENTS LIMITED, the company's subsidiary, for the year ended 31st March, 2009 are attached to the balance sheet of the Company.

Pursuant to the proviso to sub-section (1) of Section 383A of the Companies Act, 1956 and the Rules made there under, the requisite Secretarial "Compliance Certificate" is attached to this Report.

As the Company is not a manufacturing unit and has also not used or earned any foreign exchange during the year, the Companies (Disclosure of Particulars in the Report of Board of Directors) Rules, 1988 as framed U/s. 217(1)(e) of the Companies Act, 1956 may be considered as Nil.

M/s. K.D. Vyas & Co., Chartered Accountants, Mumbai, the Auditors of the Company, retire at the forthcoming Annual General Meeting and approval of members is being sought at the Annual General Meeting for their re-appointment.

FOR AND ON BEHALF OF THE BOARD OF DIRECTORS


S.G. BOHRA
DIRECTOR

Mumbai, dated 30th June, 2009.

Kamlesh D. Vyas

B. COM. LL. B. F.C.A.

AUDITORS' REPORT

To
The Members of
Vinaditya Trading Company Limited

1. We have audited the attached Balance Sheet of **Vinaditya Trading Company Limited** as at 31st March 2009 and the Profit & Loss Account for the year ended on that date annexed thereto.

2. We conducted our audit in accordance with the auditing standards generally accepted in India. Those standards required that we plan and perform the audit to obtain reasonable assurance about whether the financial statements are free of material misstatements. An audit includes examining, on a test basis, evidence supporting the amounts and disclosures in the financial statements. An audit also includes assessing the accounting principles used and significant estimates made by the management as well as evaluating the overall financial statement presentation. We believe that our audit provides a reasonable basis for our opinion.

3. As required by the Companies (Auditors' Report) Order 2003 as amended by the Companies (Auditors' Report) (Amendment) Order 2004 (hereinafter referred to as "the Order") issued by the Central Government of India in terms of Section 227(4A) of the Companies Act, 1956, we enclose in the Annexure, a statement on the matters specified in paragraphs 4 and 5 of the said Order.

4. Further to our comments in the Annexure referred to above, we report that:

- i) We have obtained all the information and explanations, which to the best of our knowledge and belief were necessary for the purpose of our audit;
- ii) In our opinion, the Company has kept proper books of account as required by law so far as appears from our examination of the books.
- iii) The Balance Sheet and the Profit & Loss Account dealt with by this report are in agreement with the books of account.
- iv) In our opinion, the Balance Sheet, the Profit & Loss Account and the Cash Flow Statement dealt with by this report comply with the Accounting Standards referred to in Section (3C) of Section 211 of the Companies Act, 1956.

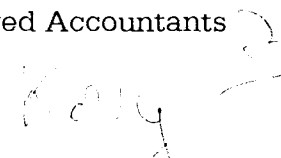
3

-2-

- v) In our opinion and to the best of our information and according to the explanations given to us, the said accounts read with notes thereon give the information required by the Companies Act, 1956, in the manner so required, and give a true and fair view in conformity with the accounting principles generally accepted in India:
- (a) in the case of the Balance Sheet, of the state of affairs of the Company as at 31st March 2009; and
 - (b) in the case of the Profit and Loss Account, of the Loss for the year ended on that date;
 - (c) in the case of the Cash Flow Statement, of the Cash Flow for the year ended on that date;

5. On the basis of written representations received from the Directors as on 31st March 2009 and taken on record by the Board of Directors, we report that none of the Directors is disqualified as on 31st March 2009 from being appointed as a Director in terms of Clause (g) of Sub-Section (1) of Section 274 of the Companies Act, 1956.

For K.D. VYAS & Co.
Chartered Accountants


(K.D. VYAS)
Proprietor
Membership No.14613

Mumbai, dated 30th June, 2009

4

Annexure to the Auditors' Report

Referred to in Paragraph 3 of our report of even date on the accounts of Vinaditya Trading Company Limited for the year ended 31st March 2009.

1. The Company does not own any Fixed Assets.
2. The Clauses (i), (ii), (iii), (iv), (v), (vi), (xii), (xiii), (xv), (xvi), (xvii), (xviii), (xix), (xx) and (xxi) are not applicable to the Company during the year.
3. The Company has not taken loans; secured or unsecured from Companies, Firms or other Parties listed in the Register maintained under Section 301 of the Companies Act, 1956.
4. The Company has granted loans and advances in the nature of the loans to a Company and the same is interest-free and there are no stipulations as to its repayment.
5. In our opinion and according to the information and explanations given to us, there are adequate internal control procedures commensurate with the size of the Company and the nature of its business.
6. The Company has not purchased during the year Stores, Raw Materials and Finished Goods exceeding Rs. 5 lacs in value from the firm or companies or other parties in which the Directors are interested.
7. The Company's Paid-up Capital is less than Rs.50 lacs and the Turnover is less than Rs.5 crores as envisaged in Clause (xv) of the Order under Report, the provisions as regards to Internal Audit are not attracted.
8. The Central Government has not prescribed maintenance of cost records under Section 209(1)(d) of the Companies Act, 1956.
9. There was no employee during the year entitled to Provident Fund or ESIS.
10. According to the information given to us, there are no disputed amounts payable in respect of Income Tax, Sales Tax, Wealth Tax, Customs Duty and Excise Duty and remaining outstanding on the last day of the Financial Year.
11. The investments in Shares and Units of Mutual Funds have been properly recorded.

For K.D. VYAS & Co.
Chartered Accountants

K.D. Vyas
(K.D. VYAS)

Proprietor

Membership No.14613

Mumbai, dated 30th June, 2009.

5

AUDITORS' REPORT

To

The Board of Directors of Vinaditya Trading Company Limited on the Consolidated Financial Statements of the Company and its Subsidiary.

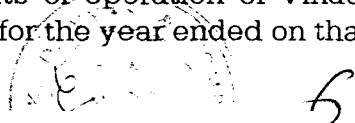
We have examined the attached consolidated Balance Sheet of **Vinaditya Trading Company Limited** and its subsidiary **ANR Investments Limited** as at 31st March 2009 the consolidated Profit and Loss Account and the consolidated cash flow statement for the year ended on that date.

These financial statements are the responsibility of the management of Vinaditya Trading Company Limited. Our responsibility is to express an opinion on these financial statements based on our audit. We conducted our audit in accordance with the generally accepted auditing standards in India. These standards required that we plan and perform the audit to obtain reasonable assurance whether the financial statements, in all material respects, are prepared in accordance with an identified financial reporting framework and are free of material misstatements. An audit also includes assessing the accounting principles used and significant estimates made by the management, as well as evaluating the overall financial statements. We believe that our audit provides a reasonable basis for our opinion.

We report that the consolidated financial statements have been prepared by the Company in accordance with the requirements of the accounting standards (AS) 21, Consolidated Financial Statements, issued by the Institute of Chartered Accountants of India and on the basis of the separate audited financial statements of Vinaditya Trading Company Limited and its subsidiary included in the consolidated financial statements.

On the basis of the information and explanations given to us and on the consideration of the separate audit reports on individual audited financial statements of Vinaditya Trading Company Limited and its aforesaid subsidiary and we are of the opinion that the said consolidated financial statements together with the other notes thereon give a true and fair view in conformity with the accounting principles generally accepted in India:


- (a) the **Consolidated Balance Sheet** gives a true and fair view of the consolidated state of affairs of Vinaditya Trading Company Limited and its subsidiary as at 31st March 2009 and
- (b) the **Consolidated Profit and Loss Account** gives a true and fair view of the consolidated results of operation of Vinaditya Trading Company Limited and its subsidiary for the year ended on that date;



2:

- (c) the **Consolidated Cash Flow Statement** gives a true and fair view of the Consolidated Cash Flow of Vinaditya Trading Company Limited and its subsidiary for the year ended on that date;

For K.D. VYAS & Co.
Chartered Accountants



Kalyan

(K.D. VYAS)

Proprietor


Membership No. 14613

Mumbai, Dated 30th June 2009

7

VINADITYA TRADING COMPANY LIMITED

BALANCE SHEET AS AT 31ST MARCH, 2009

	Schedule	Current Year Rupees	Previous Year Rupees
<u>SOURCES OF FUNDS</u>			
<u>Shareholders' Funds</u>			
a) Share Capital	A	15,00,000	1,500,000
b) Reserve & Surplus	B	28,60,841	2,923,440
		43,60,841	4,423,440
<u>APPLICATION OF FUNDS</u>			
Investments	C	40,09,697	43,66,446
<u>CURRENT ASSETS, LOANS & ADVANCES</u>			
Cash & Bank Balances	D	3,51,446	56,460
Loans & Advances	E	12,815	112,651
		3,64,261	169,111
Less: CURRENT LIABILITIES & PROVISIONS	F	13,117	112,117
Net Current Assets		3,51,144	56,994
		43,60,841	44,23,440
NOTES TO ACCOUNTS			
<p>Schedule 'A' to 'T' form part of the Accounts.</p> <p>As per our Report of even date attached hereto.</p> <p>For K.D. VYAS & COMPANY Chartered Accountants</p> <p><i>K.D. Vyas</i> K.D. VYAS PROPRIETOR</p> 		<p><i>S.R. Nevatia</i> S.R. NEVATIA ... CHAIRMAN</p> <p><i>S.G. Bohra</i> S.G. BOHRA</p> <p><i>C.N.V. Nair</i> C.N.V. NAIR ... DIRECTORS</p>	
Mumbai, Dated 30 th June, 2009			

8

VINADITYA TRADING COMPANY LIMITED

PROFIT AND LOSS ACCOUNT FOR THE YEAR ENDED 31ST MARCH, 2009


	Schedule	Current Year Rupees	Previous Year Rupees
Income			
From Sales of Shares other Income	G		975,834
Income		43,052	37,508
		43,052	1,013,342
Expenditure			
Purchase Shares			963526
Salary	H	6,000	6,000
Expenses		86,505	64,076
Audit Fees		4,495	4,495
		97,000	10,38,097
(Loss)/Profit for the year before tax		(53,948)	(24,755)
Less: Provision for Taxation		-	
Fringe Benefit Tax		-	• (500)
(Loss)/Profit after tax		(53,948)	(25,255)
(Loss)/Profit after tax		(53,948)	-
Less: Short provision made in earlier years		(8,651)	-
		(62,599)	-
Add: Balance Brought forward from previous year		19,23,440	19,48,695
BALANCE CARRIED TO THE BALANCE SHEET		18,60,841	19,23,440
Earning per share - basic and diluted	I	(0.36)	(0.17)
NOTES TO ACCOUNTS			

Schedule 'A' to T form part of the Accounts.

As per our Report of even date attached.

For K.D. VYAS & COMPANY
Chartered Accountants



K.D. VYAS
PROPRIETOR






S.R. NEVATIA

.. CHAIRMAN



S.G. BOHRA



C.N.V. NAIR

.. DIRECTORS

Mumbai, Dated 30th June, 2009

VINADIYA TRADING COMPANY LIMITED

SCHEDULE ATTACHED TO AND FORMING PART OF THE ACCOUNTS

	Current Year		Previous Year	
	Rupees		Rupees	
SCHEDULE "A"				
SHARE CAPITAL AUTHORISED:				
2,50,000 Equity Shares of Rs.10 each	2,500,000		2,500,000	
ISSUED, SUBSCRIBED & PAID-UP:				
1,50,000 Equity Shares of Rs.10 each, fully paid-up.	1,500,000		1,500,000	
SCHEDULE "B"				
RESERVE & SURPLUS				
Capital Reserve	10,00,000		1,000,000	
Profit & Loss Account	1,860,841		1,923,440	
	2,860,841		2,923,440	
SCHEDULE "C"				
INVESTMENTS (COST)	Current Year		Previous Year	
<i>Quoted:-</i>	<i>Qty.</i>	<i>Rupees</i>	<i>Qty.</i>	<i>Rupees</i>
A. In Shares				
Grasim Industries Ltd	80	-	80	-
M.R.P. Limited	400	4,000	400	4,000
Orkay Industries Ltd	80	800	80	800
Usha Martin Industries Ltd	11,120	134,229	11,120	134,229
	11,680	139,029	11,680	139,029
B. Unquoted Share				
ANR Investments Ltd	12,700	1,270,000	12,700	1,270,000
C. In Units of Mutual Funds (Unquoted)				
ABN AMRO Mutual Fund - Equity Fund Growth of Rs.10 each.	39432.1770	1,000,000	39432.1770	1,000,000
DSP Merrill Lynch Mutual Fund - Tiger Fund - Growth of Rs.10 each.	50437.122	1,500,000	50437.1220	1,500,000
ICICI Prudential Floating Rate Plan B Weekly Dividend of Rs.10 each.	10058.8020	100,668	456.8600	457,417
		2,600,668		2,957,417
TOTAL OF QUOTED INVESTMENTS (A)		139,029		139,029
TOTAL OF UNQUOTED INVESTMENTS (B+C)		3,870,668		4,227,417
TOTAL INVESTMENTS (A+B+C)		4,009,697		4,366,446
Market Value of Quoted Investments		447,252		1,121,304
Repurchase price of units of Mutual Funds		2,600,667		3,750,413

VINADITYA TRADING CO LTD		
	Current Year	Previous Year
	Rupees	Rupees
<u>SCHEDULE "D"</u>		
<u>Cash and Bank Balances</u>		
Cash on hand	2,834	1,182
Balance in Current Account with Scheduled Banks	48,612	55,278
F. D. with Scheduled Banks	300,000	0
	351,446	56,460
<u>SCHEDULE "E"</u>		
<u>Loans & Advances (Unsecured, considered good)</u>		
Advance Tax and T.D.S.	3,022	112,651
Advance M.S.P.T.	8,000	-
Accrued Interest on FD.(HDFC Bank LTD)	1,793	-
	12,815	112,651
<u>SCHEDULE "F"</u>		
<u>Current Liabilities & Provisions</u>		
<u>CURRENT LIABILITIES:</u>		
Sundry Creditors	13,117	8,117
<u>PROVISIONS:</u>		
Provision for Taxation		104,000
	13,117	112,117
<u>SCHEDULE "G"</u>		
<u>Income</u>		
Dividend on Shares	14,000	8,660
Dividend on Mutual Fund	16,775	26,536
L.T. Gain on redemption of units of Mutual Fund(Without STT)	(118)	-
S.T. Loss on sale of units of Mutual Fund (Without STT)	152	(28)
S.T. Gain on sale of share investments	-	12,303
Interest on FD.	12,243	2,340
	43,052	49,816
<u>SCHEDULE "H"</u>		
<u>Expenses</u>		
Printing & Stationery	1,515	1,347
Filing Fees	10,500	600
Membership & Subscription	10,000	15,700
Conveyance Expenses	1,692	1,146
Postage, Telephone and Telegram	1,010	1,404
Bank Charges	197	211
General Charges	700	7,260
Legal & Professional Charges	31,032	7,307
Professional Tax	2,000	1,360
Advertisement Expenses	24,159	26,541
Registration Fees	3,700	1,200
	86,505	64,076

SCHEDULE "1"**1. SIGNIFICANT ACCOUNTING POLICIES AND NOTES ON ACCOUNTS.****(A) System of Accounting :-**

The Company adopts the accruals concept in the preparation of its accounts.

(B) Investments :-

Investments are valued at Cost.

2. The income-tax assessment of the company has since been finalised upto and including the accounting year 2005-06 (Assessment Year : 2006-07).

3. In the opinion of the Board, the value of Current Assets is at least of value as stated in Balance Sheet if realised in ordinary course of business, the provisions for all the known liabilities are made and are not in excess of the amount considered adequate.

4. Earning per share		Current Year	Previous Year
Face Value per share	Rs.	10	10
Profit after tax (excluding excess provision of taxation of earlier years)	Rs.	(53,948)	(24,755)
Number of shares used in computing earning per share - basic and diluted.		150,000	150,000
Earning per share - basic and diluted		(0.36)	(0.17)

5. Purchase and Sale of Investments made during the year ended 31st March, 2009

	Type	Purchase		Sale	
		No. of Units	Rupees	No. of Units	Rupees
DSP Merrill Lynch Mutual Fund - Liquid Plus of Rs. 10 each.	Weekly Dividend	-	-	469.3940	469,878
ICICI Prudential Flexible Income Plan Reinvestment of Rs. 10 each	Weekly Dividend	44853.1270	473,576	44853.1270	473,680
ICICI Prudential Floating Rate Plan A Reinvestment of Rs. 10 each	Weekly Dividend	10048.4580	100,548	10048.4580	100,563
ICICI Prudential Floating Rate Plan B Reinvestment of Rs. 10 each	Weekly Dividend	10058.8020	100,667	-	-
			674,806		1,044,121

VINADITYA TRADING CO LTD6. Related Party Disclosure:

There is no related party transaction.

7. The additional information regarding turnover, material purchased or acquired, pursuant to provisions of paragraphs 3,4C, 4D and 4D(d) of Part II of Schedule VI of the Companies Act, 1956 are presently **not applicable**.

8. INFORMATION PURSUANT TO THE PROVISIONS OF PART IV OF SCHEDULE VI TO THE COMPANIES ACT, 1956.

I. Registration Details :- State Code : 11

Registration No : 24340
Balance Sheet Date : 31.03.2009

II. Capital raised during the year (Amount in Rs. '000)

Public Issue : Nil Right Issue : Nil
Bonus Issue : Nil Private Placement : Nil

III. Position of Mobilisation and Deployment of Funds (Amount in Rs. '000)

Total Liabilities : 4361 Total Assets : 4361

*Source of funds :-*Paid-up Capital : 1500
Reserve & Surplus : 2861
Secured Loan : Nil
Unsecured Loan : Nil*Application of Funds :-*Net Fixed Assets : Nil
Investments : 4010
Net Current assets : 351
Misc. Expenditure : Nil


IV. Performance of the Company (Amount in Rs. '000)

Turnover : 43
Total Expenditure : 97
Profit before tax : (54)
Profit after tax : (54)
Earnings per share : (0.36)
Dividend Rate % : Nil

9. Previous year's figures have been regrouped or rearranged wherever necessary to make them comparable with the figures of current year.


S.R. NEVATIA

CHAIRMAN


S.G. BOHRA
C.N.V. NAIR

DIRECTORS

Mumbai, Dated 30th June, 2009

VINADITYA TRADING COMPANY LIMITED

STATEMENT UNDER SECTION 212 OF THE COMPANIES ACT, 1956

Re: **ANR Investments Limited**
(Subsidiary Company)


Financial year : 31.03.2009

- (a) At the close of the year ended 31st March, 2009, the Company held in the Subsidiary Company 12,700 Equity Shares of rs.100 each, fully paid, which represent 100% of the Share Capital of the Subsidiary Company.
- (b) The working of the Subsidiary company during the year under report has resulted into a net loss of Rs.5,53,843, after making an income-tax provision of Rs.3,35,000.
- (c) No adjustments have been made in the accounts of the holding Company in respect of the profit or loss of its subsidiary either for this year or for the previous financial years.



S.R. NEVATIA

CHAIRMAN



S.G. BOHRA



C.N.V. NAIR

DIRECTORS

Mumbai, dated 30th June, 2009.

**CONSOLIDATED BALANCE SHEET OF VINADITYA TRADING CO LTD AND ITS SUBSIDIARY COMPANY
AS AT 31ST MARCH, 2009**


	SCHEDULE		CURRENT YEAR Rupees	PREVIOUS YEAR Rupees
SOURCE OF FUNDS				
Shareholder's Funds				
Share Capital	A	1,500,000	1,500,000	
Reserve & Surplus	B	58,717,361	62,908,222	
			60,217,361	64,408,222
APPLICATION OF FUNDS				
Investments	C		30,395,365	64,474,701
Current Assets, Loans & Advances				
Inventories	D		125	125
Cash & Bank Balances	E		30,471,075	153,034
Loans & Advances	F		10,174,408	6,790,351
			40,645,608	6,943,510
Less: Current Liabilities & Provisions	G		10,823,612	7,009,989
NET CURRENT ASSETS			29,821,996	(66,479)
			60,217,361	64,408,222
SIGNIFICANT ACCOUNTING POLICIES AND NOTES ON ACCOUNTS	K			

Schedule 'A' to 'K' form part of the Accounts.

AS PER OUR REPORT OF EVEN DATE ATTACHED HERETO.

For K.D. VYAS & COMPANY
CHARTERED ACCOUNTANTS

K.D. VYAS,
PROPRIETOR



S.R. Nevatia
S.R. NEVATIA

CHAIRMAN

S.G. Bohra
S.G. BOHRA

C.N.V. Nair
C.N.V. NAIR

DIRECTORS

Mumbai, dated 30th June, 2009.

**CONSOLIDATED PROFIT & LOSS ACCOUNT OF VIMADITYA TRADING CO LTD AND ITS SUBSIDIARY
COMPANY AS AT 31ST MARCH, 2009**

	SCHEDULE	CURRENT YEAR Rupees	PREVIOUS YEAR Rupees
INCOME	H	4,316,534	4,679,788
Increase/Decrease in Stock	I	-	-
		4,316,534	4,679,788
<u>EXPENDITURE</u>			
Salaries		282,898	459,458
Expenses	J	4,290,746	1,270,449
Audit Fee		15,731	10,107
		4,589,375	1,740,014
Profit for the year		(272,841)	2,939,774
<u>Less: Provision for Taxation</u>		(335,000)	290,000
<u>Fringe Benefit Tax</u>		-	2,622
Profit after Tax		(6,07,841)	2,647,152
Add/Loss: Short Provision made in earlier years		(3,583,020)	2,592
		(4,190,861)	2,644,560
<u>Add: Balance Brought Forward from previous year</u>		60,883,252	58,238,692
		56,692,391	60,883,252
Balance Carried to Balance Sheet		56,692,391	60,883,252
Earning per Share - Basic and Diluted		(4.05)	17.65
SIGNIFICANT ACCOUNTING POLICIES AND NOTES ON ACCOUNTS	K		

Schedule 'A' to 'K' form part of the Accounts.

For K.D. VYAS & COMPANY
CHARTERED ACCOUNTANTS

K.D. Vyas
K.D. VYAS
PROPRIETOR

S.R. Nevatia

S.R. NEVATIA

CHAIRMAN

S.G. Bohra

S.G. BOHRA

C.N.V. Nair

C.N.V. NAIR

DIRECTORS

Mumbai, dated 30th June, 2009.

VINADITAY TRADING COMPANY LIMITED				
SCHEDULE ATTACHED TO AND FROMING PART OF THE ACCOUNTING				
		CURRENT YEAR		PREVIOUS YEAR
		Rupees		Rupees
SCHEDULE: "A" SHARE CAPITAL				
Subscribed & Paid Up: 1,50,000 Equity Shares of Rs. 10 each.		1,500,000		1,500,000
SCHEDULE: "B" RESERVE & SURPLUS				
a) Capital Reserve		2,024,970	2,024,970	
b) Profit & Loss Account		56,692,391	60,883,252	
		58,717,361		62,908,222
SCHEDULE: "C" INVESTMENTS (At Cost)				
A. In Shares - Quoted				
<u>Name of Company</u>	<u>No. of Shares</u>	<u>Rupees</u>	<u>No. of Shares</u>	<u>Rupees</u>
DCHL	1000	188,519	1000	188,519
Shri Digvijay Cements	10000	288,797	10000	288,797
GSPL	2000	191,804	2000	191,804
Grasim Industries Ltd	161	-	161	-
Kesoram Industries	130	6,060	130	6,060
Larsen & Toubro Ltd	500	597,496	250	597,496
MRP Limited	800	8,000	800	8,000
Nestle Kindia Ltd	240	4,800	240	4,800
Orkay Industries Ltd	80	800	80	800
Prag Industries	1500	324,481	1500	324,481
Raymond Ltd	3000	1,036,836	3000	1,036,836
RCVL	1000	767,606	1000	767,606
Reliance Industries Ltd	101	187,427	101	187,427
Reliance Petroleum Ltd	9801	588,060	9801	588,060
Voltas Ltd	5000	564,787	5000	564,787
Usha Martin Industries Ltd	41120	3,024,806	41120	3,024,806
		7,780,279		7,780,279
B. In Shares - Unquoted				
Vinaya Trading Co Pvt Ltd	48	13,619,063	48	13,619,063
		13,619,063		13,619,063
C. In Mutual Funds - Unquoted				
		<u>No. of Units</u>	<u>No. of Units</u>	
ABN AMRO Mutual Fund - ABN Amro Equity Fund of Rs.10 each - growth		39432.1770	39432.1770	1,000,000
1000000(NIL) units of HFL Rs. 50 each		1,000,000	-	-
ICICI Prudential Floating Rate Plan B Weekly Plan B Weekly Dividend. Reinvestment of Rs. 10 each		50286.7680	503,265	-
DSPML Mutual Fund - Opportunities Fund of Rs. 10 each - Growth		26365.3480	700,000	700,000
DSPML Mutual Fund -Liquid Fund of Rs.10 each - Weekly Dividend.		-	925.9060	926,872
DSPML Mutual Fund - India Tiger Fund of Rs.10 each - Weekly Dividend.		50437.1220	1,500,000	1,500,000
ABN AMRO Money Plus Fund of Rs. 10 each - Weekly Dividende Reinvestment		-	74754.3620	748,040

DSP Merrill Lynch Mutual Fund - Micro Cap. Fund Regular of Rs.10 each - Growth.	50000.0000	500,000	50000.0000	500,000
ABN AMRO Mutual Fund Fixed Term Series II of Rs.10 each - Growth	-	-	2000000.0000	200,000,000
Fidelity India Mutual Fund - Special Situation Fund of Rs.10 each - Dividend Reinvestment.	76979.1200	787,111	76979.1200	787,111
HDFC Mutual Fund - Equity Fund of Rs.10 each - Growth.	10039.8730	700,000	10039.8730	700,000
ING Vysya Mutual Fund - Fixed Maturity Fund XXII of Rs.10 each - Growth.	-	-	1000000.0000	10,000,000
ICICI Prudential Mutual Fund - Dynamic Plan of Rs.10 each - Dividend.	27574.9000	571,558	23277.0050	509,326
Prudential ICICI Mutual Fund - Emerging Star Fund of Rs.10 each - Dividend Reinvestment.	32965.1780	655,823	29664.2590	611,327
Prudential ICICI Mutual Fund - Equity & Derivatives Fund of Rs.10 each - Retail Dividend.	-	-	82939.8800	878,093
Reliance Mutual Fund - Growth Fund Retail Plan of Rs.10 each - Dividend.	22206.6270	1,188,372	20755.1520	1,146,867
Standard Chartered Mutual Fund - Arbitrage Fund Plan B (IP) of Rs.10 each - Dividend.	-	-	55707.2430	567,728
Standard Chartered Mutual Fund - Fixed Maturity Plan Yearly Series of Rs.10 each - Growth.	-	-	250000.0000	2,500,000
		131,11,279		43,075,359
Total of Quoted Investments (A)		<u>7,780,279</u>		<u>7,780,279</u>
Total of Unquoted Investments (B+C)		<u>26,730,342</u>		<u>56,694,422</u>
Total Investments (A+B+C)		<u>34,510,621</u>		<u>64,474,701</u>
Market Value of Quoted Investments		<u>3,973,245</u>		8,633,126
Repurchase price of units of Mutual Funds		<u>57,203,736</u>		27,277,575

	CURRENT YEAR Rupees		PREVIOUS YEAR Rupees	
SCHEDULE: "D"				
INVENTORIES:				
Ispat Industries Limited	30	44	30	44
Ispat Profiles Limited	180	81	180	81
		125		125
SCHEDULE: "E"				
CASH & BANK BALANCES:				
Cash in hand	20937		11,193	
F. D. With Scheduled Bank	30300000		-	
Balance in Current Account With Scheduled	150,138		141,841	
		30,471,075		153,034
SCHEDULE: "F"				
LOANS & ADVANCES:				
Advance Tax & TDS	6,785,351		6,790,351	
Advance M. S. P. T	16,000		-	
Accrued Interest On F. D.	693,751		-	
		7,495,102		6,790,351
SCHEDULE: "G"				
CURRENT LIABILITIES & PROVISIONS:				
Sundry Creditors	29,971		26,867	
Provision for Taxation	10,603,491		6,983,122	
		10,633,462		7,009,989
SCHEDULE: "H"				
INCOME:				
Dividend	679,090		622,635	
S.T. Gain on Redemption of Mutual Fund Units	-		2,538	
S.T. Gain/ Loss on Redemption of Mutual Fund Units(STT. PAID)	802		-	
S.T. Gain/ Loss on Redemption of Mutual Fund Units(WITHOUT STT)	719,920		-	
I.T. Gain on Redemption of Mutual Fund Units	-		1,016,986	
I.T. Gain/ Loss on Redemption of Mutual Fund Units(STT. PAID)	17,874		-	
I.T. Gain/ Loss on Redemption of Mutual Fund Units(WITHOUT STT)	1,456,743		-	
F. D. Interest	1,431,729		-	
Interest on Investment (IIFL)	10,376		-	
S.T. Gain on sale of Share Investments	-		1,878,918	
S.T. Gain on sale of Share Investments	-		191,254	
Miscellaneous Receipts	-		1,591	
Interest on I.T. Refund	-		2,340	
		4,316,534		4,679,738
SCHEDULE: "I"				
INCREASE/(DECREASE) IN STOCK:				
Closing Stock	125		125	
Less: Opening Stock	125		125	
SCHEDULE: "J"				
EXPENSES:				
Membership & Subscription	10,000		15,700	
Advertisement	24,159		26,541	
Miscellaneous Expenses	141,294		264,682	
		175,453		306,923

SCHEDULE: "K"

SIGNIFICANT ACCOUNTING POLICIES AND NOTES ANNEXED TO AND FORMING PART OF THE CONSOLIDATED BALANCE SHEET AS AT 31ST MARCH, 2009 AND PROFIT & LOSS ACCOUNT FOR THE YEAR ENDED 31.03.2009

A. Significant Accounting Policies:

1. Basis of Consolidation:

(a) The consolidated financial statements are prepared in accordance with Accounting Standard 22 on Consolidated Financial Statements issued by the Institute of Chartered Accountants of India.

(b) Principles of Consolidation:

The consolidated financial statements comprise the financial statements of Vinaditya Trading Company Ltd (the Company) and its 100% owned subsidiary. The financial statements of both the Companies are prepared accounting to uniform accounting policies in accordance with generally accepted accounting principles in India. The effect of inter-company transactions between consolidated Companies are eliminated on consolidation.

(c) Company included in consolidation:

Name: ANR Investments Limited
Country of Incorporation: India
Proportion of Accounting: 100% owned subsidiary.

(d) System of Accounting:

The Company adopts the accrual concept in the preparation of its accounts.

(e) Investments:

Long Term Investments are carried at cost less provisions, if any, for permanent diminution of value of such investments.

2. Earning per share:

	<u>CURRENT YEAR</u>		<u>PREVIOUS YEAR</u>	
Face Value per Share	Rs.	10	Rs.	10
Profit after tax (excluding excess/short provision of taxation of earlier years).	Rs.	(607,841)		2,647,152
Number of Shares used in computing Earning per Share - basic and diluted.		150,000		150,000
Earning per Share - Basic and Diluted	Rs.	(4.05)	Rs.	17.65

3. Related Party Disclosure:

(a) List of Related Parties:

ANR Investments Limited - wholly owned subsidiary.

4. Purchase and Sale of Investments during the year ended 31st March, 2009.

In units of Mutual Funds - Non Trade - Unquoted


<u>Mutual Fund</u>	<u>Type</u>	<u>Purchase</u>		<u>Sale</u>	
		<u>No. of Units</u>	<u>Rupees</u>	<u>No. of Units</u>	<u>Rupees</u>
ABN-AMRO Mutual Fund - Fixed Term Plan Series II of Rs. 10 each.	Growth	-	-	2000000.0000	20,663,400
ABN-AMRO Mutual Fund - Fixed Term Plan Series II of Rs. 10 each.	Growth	-	-	2000000.0000	20,663,400
ICICI Prudential Floating Rate Plan- A of Rs. 10 each	Weekly Dividend	40186.871	402,191	40186.871	402,179
ICICI Prudential Floating Rate Plan- B of Rs. 10 each	Weekly Dividend	40186.871	402,597	-	-
ICICI Prudential Flexible Income Plan- of Rs. 10 each	Daily Dividend	40081.6690	4,247,121	40081.6690	4,231,321
ICICI Prudential Flexible Income Plan- of Rs. 10 each	Weekly Dividend	463499.3600	4,888,625	463499.3600	4,894,529
ABN-AMRO Mutual Fund - Money Plus Fund of Rs. 10 each.	Dividend	2158.1550	21,581	-	-
DSP Merrill Lynch Mutual Fund - Liquid Fund of Rs. 10 each.	Weekly Dividend	14123.7660	14,147,889	141592.8120	14,613,890

VINADIITYA TRADING COMPANY LIMITED

CONSOLIDATED CASH FLOW STATEMENT FOR THE YEAR ENDED 31ST MARCH, 2009

	CURRENT YEAR	PREVIOUS YEAR
	Rupees	Rupees
A. CASH FLOW FROM OPERATING ACTIVITIES		
Net Profit before tax and extra-ordinary items	(272,841)	2,939,774
<i>Adjustment for:</i>		
Dividend Received	(679,090)	(622,635)
Gain on redemption of Mutual Fund Units & Share Investments	(2,195,339)	(3,077,416)
Interest Received	(1,442,105)	(2,340)
	(4,589,375)	(776,488)
<i>Adjustment for:</i>		
Cash generated from operations	(709,751)	2,720
	(5,299,126)	(773,768)
Direct Tax Paid	(2,682,957)	113,286
Net Cash Flow from Operating Activities (A)	(7,982,083)	(658,360)
B. CASH FLOW FROM INVESTING ACTIVITIES		
Investments in Mutual Funds	34,079,336	(2,899,633)
Dividend Received	679,090	622,635
Gain on reception of Mutual Fund Units	2,195,339	3,089,696
Interest Received	1,442,105	2,340
Net Cash Used in Investing Activities (B)	38,395,870	816,629
C. CASH FLOW FROM FINANCING ACTIVITIES		
Proceeds from Borrowings	(95,746)	(85,246)
Net Cash Used in Financing Activities (C)	(95,746)	(85,246)
Net Increase/(Decreased) in Cash and Cash Equivalents (A+B+C)	30,318,041	70,901
Cash and Cash equivalents (Op. Balance)	153,034	82,133
Cash and Cash equivalents (Cl. Balance)	30,471,075	153,034

Note: Previous year's figures have been regrouped and rearranged wherever necessary.




S.R. NEVATIA

.. CHAIRMAN



S.G. BOHRA



C.N.V. NAIR

.. DIRECTORS

Mumbai, dated 30th June, 2009.