

6th September, 2021

The Secretary
BSE Ltd.
P. J. Towers, Dalal Street,
Mumbai 400 001.

The Secretary
National Stock Exchange of India Limited
Exchange Plaza, Bandra Kurla Complex,
Bandra (E), Mumbai 400 051.

Company Code: 524667

Company Code: SOTL-EQ

Sub: Annual Report of the Company for the Financial Year 2020-21

Pursuant to Regulation 34 of the Securities & Exchange Board of India (Listing Obligations and Disclosure Requirements) Regulations, 2015, please find enclosed herewith the Annual Report of the Company for the Financial Year 2020-21, which is being already mailed to the Shareholders separately.

We request you to take the same on your record and display on website of the Stock Exchange.

Thanking you.

Yours faithfully,
For Savita Oil Technologies Limited



U. C. Rege
Company Secretary & Executive VP – Legal
(Compliance Officer)

Making the Journey Count for

60

Years



Contents

01-14

CORPORATE OVERVIEW

About Us	02
Chairman's Message	06
Milestone Moments in Our Journey	08
Board of Directors	10
Supporting Our Communities	12
Financial Performance	14

15-82

STATUTORY REPORTS

Notice	15
Report of the Directors to the Members	32
Business Responsibility Report	56
Corporate Governance	64
Management Discussion and Analysis	78

83-147

FINANCIAL STATEMENTS

Independent Auditor's Report	84
Balance Sheet	94
Statement of Profit and Loss	95
Statement of Changes in Equity	96
Cash Flow Statement	98
Notes to Financial Statements	100

Corporate Information

BOARD OF DIRECTORS

Mr. G. N. Mehra
Chairman and
Managing Director

Mr. S. M. Dixit
CFO & Whole-time Director

Mr. S. G. Mehra
Whole-time Director

Mrs. M. C. Dalal
Independent Director

Mr. R. N. Pisharody
Independent Director

Mr. H. Sunder
Independent Director

COMPANY SECRETARY & EXECUTIVE VP – LEGAL

Mr. U. C. Rege

BANKERS

State Bank of India
Bank of Baroda
Citibank N.A.
ICICI Bank Limited
Kotak Mahindra Bank Limited
Standard Chartered Bank

AUDITORS

G. D. Apte & Co.
Chartered Accountants

REGISTERED OFFICE

66/67, Nariman Bhavan,
Nariman Point,
Mumbai - 400 021
Tel.: 91-22-6624 6200 /
6624 6228
Fax: 91-22-2202 9364
CIN: L24100MH1961PLC012066
Website: www.savita.com

MANUFACTURING FACILITIES

17/17A, Thane-Belapur
Road, Turbhe,
Navi Mumbai - 400 703

Survey No. 10/2,
Kharadpada, Post Naroli,
Silvassa, Dadra and
Nagar Haveli and Daman
and Diu - 396 230

Survey No. 140/1,
Village Kuvapada,
Silli, P.O. Kilwani,
Silvassa, Dadra and
Nagar Haveli and Daman
and Diu - 396 230

SHARE TRANSFER AGENT

Link Intime India Pvt. Ltd.
C-101, 247 Park,
L. B. S. Marg, Vikhroli (West),
Mumbai - 400 083
Tel.: 91-22-4918 6000
Fax: 91-22-4918 6060
E-mail: rnt.helpdesk@
linkintime.co.in



To view this report online, please visit:
www.savita.com

At SAVITA, we believe that it is not the destination alone that matters, but the journey that makes the difference. And, for 60 years, we have been doing just that by creating value for all our stakeholders. Our journey of six decades has been a remarkable one; through which we have overcome challenging industry conditions and have been resolute in our strategy.

With strong focus on innovation and customer excellence, we have pioneered multiple products for the first time in India. These products are helping improve performance and meeting the needs of varied industries. With our reliable and resilient performance, we have been delivering consistent value creation. With our sustainable approach, we have been striding towards a greener future and contributing to holistic development.



**'A tribute to a legend -
Late Mr. N. K. Mehra'**

The man behind the consistent performance and success of SAVITA, Late Mr. N. K. Mehra was a dynamic and eminent personality. Born in 1934 in the north Indian town of Amritsar, he grew up with a strong will and determination. He had remarkable business acumen and a deep passion for indigenous technology development.

A humble and aspirational personality, he spearheaded SAVITA and achieved significant milestones to make the Company what it is today. For him, SAVITA was like his family and the welfare of the Company and its employees was paramount. His legacy continues to inspire us to build a better and bigger organisation.

About Us

SAVITA Oil Technologies Limited is a home-grown specialty petroleum products company established by the esteemed late Mr. N. K. Mehra in 1961. We have developed and manufactured a broad array of products including Transformer Oils, Liquid Paraffins, White Oils, Automotive and Industrial Lubricants, Coolants and Greases, among others. We are headquartered in Mumbai and our world-class manufacturing facilities are situated in the state of Maharashtra and at Silvassa in the Union Territory of Dadra and Nagar Haveli and Daman and Diu.

We are an innovation-driven Company and our R&D capability is what sets us apart from our peers. Our R&D has led the development of a comprehensive product portfolio, that serves varied industries such as Power Generation and Distribution, Automotive, Thermoplastic Rubbers, FMCG, Plastics, Pharmaceutical, Agriculture, Refrigeration, Polymers, among others. In addition to catering to a sizeable B2B clientele, our popular range of lubricants, greases, and coolants are sold to retail customers under the brand SAVSOL.

Our consistent investments in green energy production have made us Asia's only petroleum specialty company which is carbon positive. Our Environmental Management System is ISO 14001:2015 certified. Besides, our windmills are located at 18 sites in the states of Maharashtra, Tamil Nadu, and Karnataka. We have an installed capacity to produce 54.15 MW of wind-powered electricity.

OUR BUSINESS SEGMENTS



OUR PRODUCT PORTFOLIO



Transformer Oils

These oils are used as an insulating and cooling medium in distribution transformers, power transformers and instrumentation transformers.



White & Mineral Oils


We offer a range of highly refined speciality mineral oil-based products used in technical, consumer as well as pharmaceutical applications.

We also offer custom-formulated products for applications in industries like cosmetics, personal care, plastics, pharmaceutical, agriculture and food.



Automotive Oils

We offer Motorcycles and Scooter Engine Oils (4T and 2T), Passenger Car Motor Oils, Tractors and Farm Oils, Equipment Oils, Heavy-Duty Diesel Engine Oils, Gear Oils, Power Steering Fluids, Automatic Transmission Fluids, Greases and Coolants.



Industrial Oils

Our offerings in the Industrial range include Hydraulic Oils, Industrial Gear Oils, Refrigeration Compressor Oils, Quenching Oils, Thermic and Heat Exchange Oils, Greases, Metal Working Fluids.



Our Vision

To create value for all stakeholders by developing a diversified portfolio that builds on our core competencies and to do so in an ethical and socially responsible manner.



Our Values

Integrity

To be honest in all our dealings with colleagues, customers, suppliers, shareholders, and all other stakeholders.

Accountability

To recognise and be conscious of our impact on the community that we work in and to positively impact our environment and society.

Performance-Driven

To strive to deliver superior products in the most efficient and effective manner.

Reliability

To be responsive and proactive on meeting commitments, and to be responsible and accountable for the same.

Continuous Improvement

To constantly adapt to customer needs and changing environments and to improve current processes to maximise value.

Simplicity and Humility

To maintain a friendly attitude with all stakeholders and stay true to our belief 'Bonds build Businesses'.



FY 2020-21 HIGHLIGHTS

75

Countries where we export

41

Stock Points

8

Products launched

73.12 MU

Renewable energy generated

Our Network

1,265

Franchisee dealers/workshops

497

Distributors



Savita Oil Technologies Ltd
66/67, Nariman Bhavan, Nariman Point Mumbai 400 021, India
T: +91 22 2281 8042 E: +91 22 2200 9364
W: www.savsol.com E: customersupport@savita.com



#LoveLocal

SAVSOL
LUBRICANTS
The Green Performer

R&D INFRASTRUCTURE AND MANUFACTURING PROWESS

As one of the initial private sector oil companies to set up a full-fledged certified R&D laboratory, we leverage our R&D expertise to produce and launch innovative, low-carbon products of the highest quality. Customer engagement and quality consciousness is our topmost priority. We use our strong customer connect to leverage user insights to enhance our R&D efforts and develop products to suit their requirements.

Our manufacturing infrastructure comprises three state-of-the-art, highly equipped manufacturing facilities – one of them located in Maharashtra and the other two in Silvassa. Our newest plant in Silli, Silvassa is fully automated. Further, our laboratories are accredited by National Accreditation Board for Testing and Calibration Laboratories (NABL). Our world-class facilities enable us to develop customised products as per customer demands.



Chairman's **Message**



“

Amid all the unforeseen challenges presented by the year, I am proud to share that your Company demonstrated strong resolve to deliver a robust performance. What is more gratifying is that we achieved these results while safeguarding the health and safety of our employees”

DEAR SHAREHOLDERS,

As I write this annual letter to you, I reflect upon a year that none could have imagined. The COVID-19 pandemic has devastated the lives of millions and continues to adversely impact the global economy. India too was not spared from the repercussions of the pandemic. The second wave of COVID-19 in the country has been particularly heart-breaking, claiming innumerable lives and causing widespread agony. Despite all the disruption and devastation, the pandemic has also brought to the fore the innovative and resilient spirit of humankind, with communities and countries across the world working

together to overcome the crisis. The development and rollout of multiple, safe and effective vaccines against COVID-19 in record time is further testament to the global solidarity in the struggle against the pandemic. In India, the strong focus of the Government on accelerating the vaccination drive and strengthening the health infrastructure provides optimism that we will be able to better manage future outbreaks of COVID-19, if any.

Amid all the unforeseen challenges presented by the year, I am proud to share that your Company demonstrated strong resolve to deliver

a robust performance. What is even more gratifying is that we achieved these results while safeguarding the health and safety of our employees.

ECONOMIC OUTLOOK

As a consequence of the COVID-19 impact, the Indian economy suffered a massive blow and GDP ended lower by 7.3% for the year ended March 2021. Whilst the possibility of new variants of the virus and subsequent waves does create short-term uncertainties, the long-term outlook for India remains optimistic and this is reflected in the buoyant Capital Markets. The IMF has forecast 9.5% growth in India's GDP for the Financial Year ending in

March 2022. The Government in its recent Budget has allocated large sums for capital expenditure and infrastructure with a view to kickstart the economy; we hope these efforts will help revive both consumer demand and job creation.

PERFORMANCE

As the nationwide lockdown was announced in March 2020, virtually all companies had to shut down - barring those in essential services. Given that we supply critical products to the power and pharmaceutical sectors, some of our plants were allowed to resume partial operations in May 2020. We could then ramp up our production in a phased manner. By June 2020, most of our plants were approaching normalcy in operations. Though a large part of our teams continued to work from home, we witnessed a resilient comeback in the balance 9 months from July 2020 onwards.

Since we lost 6 weeks of sales during the first lockdown in 2020, our sales volume was lower than the previous year for our Specialty Oil Division, but our Lubricating Oil Division recorded a 6% increase in sales volume over the previous year. All in all, your Company recorded its highest profitability ever with a Profit Before Tax of ₹ 303 crores.

60 YEARS AND COUNTING

On 19th July, 2021 your Company celebrated the Diamond jubilee of its foundation, as it completed 60 eventful years. As a fitting tribute to this event, your Company recorded its best-ever performance over 6 decades. Profitability aside, we are indeed proud of this achievement as it was an industry-leading performance when benchmarked with our peers.

On this occasion, it is only appropriate for us to pay homage to our founders Late Mr. D. C. Mehra and Late Mr. N. K. Mehra, who laid the foundation for the organisation and its value systems. Their vision, dedication and hard work led to the creation of an organisation that has weathered many challenges over the last six decades. The operating environment over these 60 years has witnessed dramatic changes. We have seen crude at USD 1.80 per barrel in 1961 go up to USD 156.85 per barrel in June 2008 and back to USD 70 per barrel in 2021. The Indian Rupee which was ₹ 4.76 to a USD is now at ₹ 75 to a USD. Customs duty which was at 141.5% on base oils, our key raw material, is now down to 5%. From a socialistic and inward-looking India where the industry was shackled by the licence raj, we now have an India that is resurgent and ready to integrate with the global economy and will soon find a place amongst the five largest economies in the world.

Through all these changes that we have seen, it has been the vision of our founders that has enabled us to continue growing regardless of the external environment.

Throughout our corporate history, we have also always believed that companies must look beyond profits to create value for all stakeholders. In keeping with these beliefs, we have stayed steadfast to the purpose of contributing to the welfare of communities where we live and work. During the year, committed to partnering our nation's fight against the pandemic, we contributed to the PM CARES Fund for COVID-19 mitigation. We also contributed to the

Akshay Patra Foundation for a project involving provision of 'Happiness Kits' to children studying in Government Schools in Silvassa, amongst other CSR activities.

ACKNOWLEDGEMENTS

I would like to place on record my sincere appreciation for all our employees, customers, suppliers, bankers and service providers who in spite of innumerable challenges worked through these trying times to sustain the Company's operations. I am also thankful to my colleagues on the Board for their valuable guidance and support. Last but not the least, I want to thank all our shareholders for their unstinted support and goodwill during this period. As I conclude, I would like to wish you and your families the very best for a safer and healthier tomorrow. I would also urge you to continue following all precautions, be it proper usage of masks, safe distancing and other protocols. These are small but essential steps that we must all take to contribute to our fight against this pandemic.

Best wishes,

Gautam N. Mehra
Chairman and Managing Director

Milestone Moments in **Our Journey**

1961

Incorporation of SAVITA by Late Mr. Nandkishore Mehra, along with his father Mr. Devichand Mehra.

Set up SAVITA'S first manufacturing unit at Sakinaka, Mumbai to manufacture liquid paraffin as an import.


1976

Set up first-of-its-kind Research and Development Centre in the private sector oil industry.



1994

Public issue and listing of SAVITA on the BSE and NSE.



1998

Expanded manufacturing of petroleum specialties by setting up fourth manufacturing unit at Kharadpada, Silvassa.



1969

Established the second manufacturing unit at Turbhe on the outskirts of Mumbai for the manufacture of petroleum specialties.



1989

Set up another manufacturing plant at Mahad in Maharashtra.



1997

Accredited with ISO 9001 Certification, the first and only petroleum specialty company in the private sector to receive this certification then.





2002

Achieved the government recognised Star Export House Status, with exports to over 75 countries worldwide.

2009

Company renamed to SAVITA Oil Technologies Limited.

2018

Re-launched SAVSOL in a new green avatar.



1999

Commissioned the first windmill of the company in Maharashtra, marking the beginning of SAVITA'S foray into alternative and sustainable energy sources .



2007

Launched SAVSOL, SAVITA'S own brand of lubricating oils.



2013

Setup a fifth, fully automated, state-of-the-art manufacturing unit at Silli, Silvassa for the manufacture of entire range of petroleum specialty oils.

2020

Launched SAVSOL Bio Boost, one of India's most biodegradable engine oils.



Board of Directors

GAUTAM N. MEHRA

Chairman and Managing Director

Gautam N. Mehra is a Chemical Engineer and an MBA from University of California (Berkeley). He has a total experience of nearly three decades in the industry. He has successfully led the core business of Petroleum Specialties of the Company to new heights year after year.



SUHAS M. DIXIT

CFO and Whole-time Director

Suhas M. Dixit is a Member of the Institute of Chartered Accountants of India as well as a Member of the Institute of Cost Accountants of India. He has over 35 years of experience in the fields of Accounting, Finance and Taxation. He is also the Chief Financial Officer of the Company.



SIDDHARTH G. MEHRA

Whole-time Director

Siddharth G. Mehra is a Bachelor of Science in Technical Systems Management from University of Illinois. He also holds a master's degree of Science in Management from London School of Economics and Political Science.



MEGHANA DALAL

Independent Director

Meghana Dalal is a commerce graduate and a Fellow Member of the Institute of Chartered Accountants of India. Her professional practice spans over three decades and she specialises in Management of Corporate Emoluments across various Industries. She is also a Director of Chetan Dalal Investigation and Management Services Private Limited. Currently, she is the Chairperson of the Audit Committee of the Company.



RAVINDRA PISHARODY

Independent Director

Ravindra Pisharody holds a bachelor's degree in Technology (B. Tech) from IIT, Kharagpur and Post-Graduate Diploma in Management (PGDM) from IIM, Calcutta. He is a Senior Management Professional with over 35 years of executive experience, and he has held National, Regional and Global leadership roles in Sales & Marketing, Strategy Development, BU Lead/CEO, etc. with Philips India, British Petroleum / Castrol including Executive Director – Commercial Vehicles of Tata Motors.



HARIHARAN SUNDER

Independent Director

Hariharan Sunder is a Bachelor of Commerce and a Chartered Accountant. He has over 35 years of experience in finance, taxation, accounts, legal, secretarial, international business, and general corporate management including stints with Raymond Limited, and Jost's Engineering Company Limited among others.



Supporting Our Communities

As a responsible corporate, we have always focused on creating value for all our stakeholders. Through our meaningful interventions, we endeavour to foster holistic development and ensure well-being of the communities in which we operate. During the year, we channelised our efforts towards helping people combat the pandemic by undertaking COVID-19 relief measures.

EXTENDING MID-DAY MEALS AND DELIVERY VEHICLES

SAVITA is a patron of the Akshaya Patra Foundation that provides nutritious, tasty, healthy, and safe meals to the underprivileged children of our country. The Foundation uses highly mechanised and technology-enabled, centralised kitchens to prepare hygienic and quality meals. These meals are distributed in public schools through customised delivery vehicles that ensure maximum distribution vessels and minimal spillage during transport.

We sponsored Akshaya Patra Foundation's activities, which provided mid-day meals to 6,013 children in Silvassa. In addition, we supported the organisation to buy five food delivery vehicles to reach out to more malnourished and food-deprived children across the Union Territory of Silvassa.

DISTRIBUTION OF HAPPINESS KITS

The Happiness Kits initiative started as the schools were shut and children were deprived of proper nourished food and education. We extended support in distributing Happiness Kits to 4,000 children and their families in the Union Territory of Silvassa. This has been a great support for the children and especially, their families, majority being migrant labourers, who moved to Silvassa for employment.





CONSTRUCTION OF NEW HOSPITAL BUILDING OF BHAKTIVEDANTA HOSPITAL & RESEARCH INSTITUTE

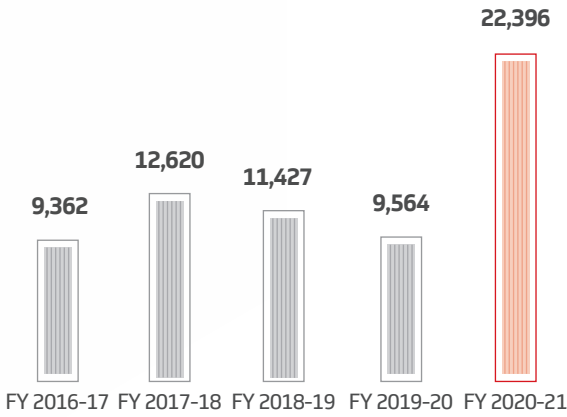
We have partnered with Bhaktivedanta Hospital & Research Institute for the construction of General Operation Theatre in the New Hospital Building at Mira Road, Thane District. The new hospital building will increase the bed capacity and have dedicated cancer and eye care facilities. In the past three years, we have sponsored 800 free cataract surgeries to the underprivileged masses. Even during the lockdown period, the construction work for the new Hospital Building continued unhindered and the new building is likely to be operational by January 2022.

COVID-19 RELIEF MEALS TO TANKER WORKERS

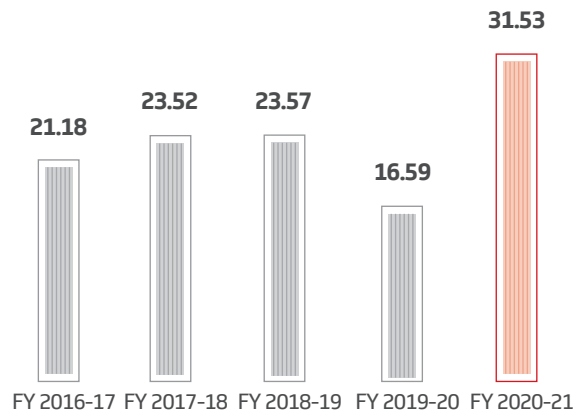
The nationwide lockdown due to the COVID-19 pandemic left many daily wage and contract workers at the shorter end of the stick. Their existing problems of food security and safety were compounded during the lockdown. The Akshaya Patra Foundation remains at the forefront of the feeding programme to the affected communities pan-India.

Financial Performance

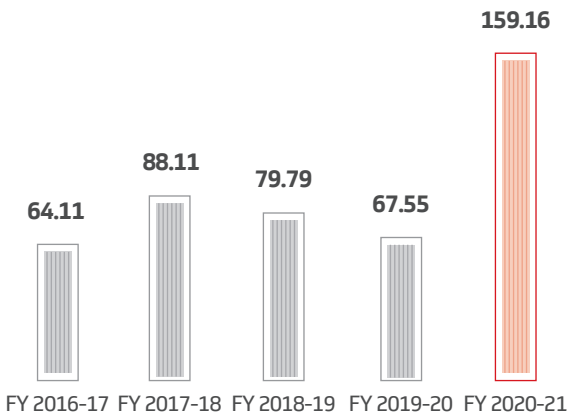
Profit after Tax (₹ in Lacs)



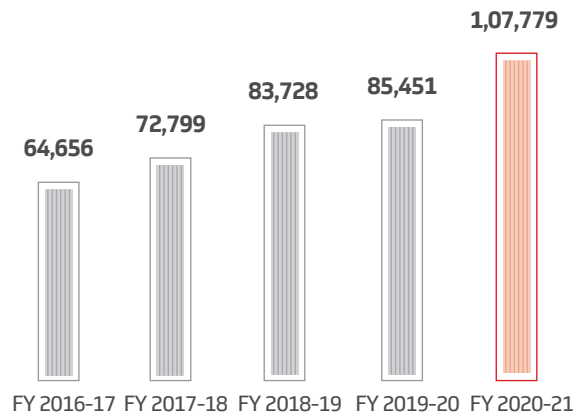
Return on Average Capital Employed (%)



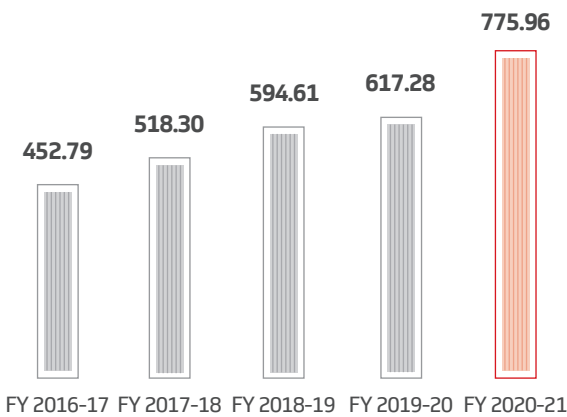
Earnings Per Share (₹)



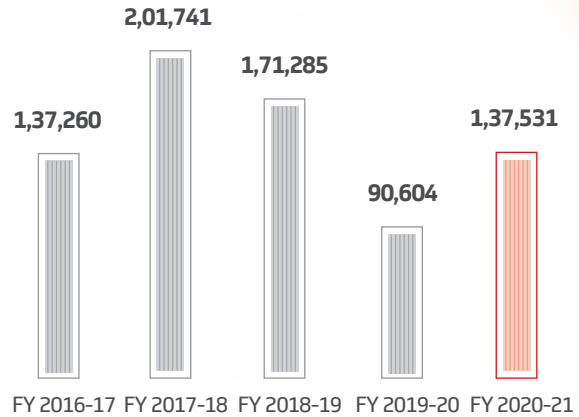
Reserves and Surplus Growth (₹ in Lacs)



Book Value per Share (₹)



Market Capitalisation (₹ in Lacs)



Notice

NOTICE is hereby given that the **Sixtieth Annual General Meeting** of the Members of **SAVITA OIL TECHNOLOGIES LIMITED** will be held on **Wednesday, 29th September, 2021 at 11.00 A.M.** through Video Conferencing (“VC”)/ Other Audio Visual Means (“OAVM”) to transact the following business:

ORDINARY BUSINESS:

1. To consider and adopt the Audited Financial Statements for the year ended 31st March, 2021 together with the Reports of the Board of Directors and Auditors thereon.
2. To declare dividend on equity shares.
3. To appoint a Director in place of Mr. Suhas M. Dixit (DIN: 02359138), who retires by rotation and being eligible, offers himself for re-appointment.

SPECIAL BUSINESS:

4. To consider and if thought fit, to pass with or without modification(s), the following as **Ordinary Resolution**:

“RESOLVED THAT pursuant to the provisions of Sections 196, 197, 203 and other applicable provisions, if any, of the Companies Act, 2013 (“the Act”) read with Schedule V to the Act and the Companies (Appointment and Remuneration of Managerial Personnel) Rules, 2014 (including any amendments, statutory modifications or re-enactments thereto), and pursuant to the approval given by the Nomination and Remuneration Committee and the Board of Directors, **Mr. Suhas M. Dixit (DIN: 02359138)** be and is hereby re-appointed as the Whole-time Director of the Company from 1st October, 2021 up to 30th September, 2022 on remuneration and perquisites and other terms and conditions as set out in the Agreement executed by the Company with Mr. Suhas M. Dixit.”

“FURTHER RESOLVED THAT pursuant to the provisions of Sections 196, 197, 203 and other applicable provisions, if any, of the Companies Act, 2013 read with Schedule V to the Act and the Companies (Appointment and Remuneration of Managerial Personnel) Rules, 2014 (including any amendments, modifications or re-enactments thereto), Mr. Suhas M. Dixit be paid remuneration and other allowances and perquisites as per the policies of the Company, on the terms and conditions set out in the Agreement executed by the Company with Mr. Suhas M. Dixit.”

“FURTHER RESOLVED THAT the Board of Directors of the Company, based on the recommendation of the Nomination and Remuneration Committee, be and is hereby authorised to vary or increase the remuneration, perquisites and any other entitlements including the monetary value thereof as specified in the said Agreement to the extent the Board of Directors may consider appropriate, as may be permitted or authorised in accordance with the provisions of the Companies Act, 2013 or re-enactment thereof and/or Rules or Regulations framed there under and to suitably modify the terms of the aforesaid Agreement between the Company and Mr. Suhas M. Dixit to give effect to such variation or increase as the case may be.”

5. To consider and if thought fit, to pass with or without modification(s), the following as **Ordinary Resolution**:

“RESOLVED THAT pursuant to the provisions of Sections 196, 197, 203 and other applicable provisions, if any, of the Companies Act, 2013 (“the Act”) read with Schedule V to the Act and the Companies (Appointment and Remuneration of Managerial Personnel) Rules, 2014 (including any amendments, statutory modifications or re-enactments thereto), and pursuant to the approval given by the Nomination and Remuneration Committee and the Board of Directors, **Mr. Siddharth G. Mehra (DIN: 06454215)** be and is hereby re-appointed as the Whole-time Director of the Company from 1st October, 2021 up to 30th September, 2026 on remuneration and perquisites and other terms and conditions as set out in the Agreement executed by the Company with Mr. Siddharth G. Mehra.”

“FURTHER RESOLVED THAT pursuant to the provisions of Sections 196, 197, 203 and other applicable provisions, if any, of the Companies Act, 2013 read with Schedule V to the Act and the Companies (Appointment and Remuneration of Managerial Personnel) Rules, 2014 (including any amendments, modifications or re-enactments thereto), Mr. Siddharth G. Mehra be paid remuneration and other allowances and perquisites as per the policies of the Company, on the terms and conditions set out in the Agreement executed by the Company with Mr. Siddharth G. Mehra.”

“FURTHER RESOLVED THAT the Board of Directors of the Company, based on the recommendation of the Nomination and Remuneration Committee, be and is hereby authorised to vary or increase the remuneration, perquisites and any other entitlements including the monetary value thereof as specified in the said Agreement to the extent the Board of Directors may consider appropriate, as may be permitted or authorised in accordance with the provisions of the Companies Act, 2013 or re-enactment thereof and/or Rules or Regulations framed there under and to suitably modify the terms of the aforesaid Agreement between the Company and Mr. Siddharth G. Mehra to give effect to such variation or increase as the case may be.”

6. To consider and if thought fit, to pass with or without modification(s), the following as a **Special Resolution**:

“RESOLVED THAT pursuant to the provisions of Sections 149, 152 and other applicable provisions, if any, of the Companies Act, 2013 read with Schedule IV to the Act (including any statutory modification(s) or re-enactment(s) thereof, for the time being in force) and the Companies (Appointment and Qualification of Directors) Rules, 2014, as amended from time to time, and pursuant to the recommendation of the Nomination & Remuneration Committee and the Board of Directors, **Mr. Ravindra Pisharody (DIN: 01875848)**, who holds office of Independent Director up to 31st December, 2021 and who has submitted a declaration that he meets the criteria for independence as provided under Section 149(6) of the Act and Regulation 16(1)(b) of the Securities Exchange Board of India (Listing Obligations and Disclosure Requirements) Regulations, 2015 and in respect of whom the Company has received a notice in writing under Section 160(1) of the Act from Mr. Ravindra Pisharody, signifying his intention to propose his own candidature for the office of Director, be and is hereby re-appointed as an Independent Director of the Company, not liable to retire by rotation, for a second term from 1st January, 2022 upto 31st December, 2026.”

7. To consider and if thought fit, to pass with or without modification(s), the following as a **Special Resolution**:

“RESOLVED THAT pursuant to the provisions of Sections 149, 152 and other applicable provisions, if any, of the Companies Act, 2013 read with Schedule IV to the Act (including any statutory modification(s) or re-enactment(s) thereof, for the time being in force)

and the Companies (Appointment and Qualification of Directors) Rules, 2014, as amended from time to time, and pursuant to the recommendation of the Nomination & Remuneration Committee and the Board of Directors, **Mr. Hariharan Sunder (DIN: 00020583)**, who holds office of Independent Director up to 31st March, 2022 and who has submitted a declaration that he meets the criteria for independence as provided under Section 149(6) of the Act and Regulation 16(1)(b) of the Securities Exchange Board of India (Listing Obligations and Disclosure Requirements) Regulations, 2015 and in respect of whom the Company has received a notice in writing under Section 160(1) of the Act from Mr. Hariharan Sunder, signifying his intention to propose his own candidature for the office of Director, be and is hereby re-appointed as an Independent Director of the Company, not liable to retire by rotation, for a second term from 1st April, 2022 upto 31st March, 2027.”

8. To consider and if thought fit, to pass, with or without modification(s), the following resolution as an **Ordinary Resolution**:

“RESOLVED THAT pursuant to the provisions of Section 148 and all other applicable provisions of the Companies Act, 2013 and the Rules made thereunder, Kale & Associates, Cost Accountants (Firm Registration No.001819), appointed as Cost Auditors by the Board of Directors of the Company, to conduct the audit of the cost records of the Company for the financial year ending 31st March, 2022, be paid a remuneration of ₹ 2,50,000/- (Rupees Two Lac Fifty Thousand only) plus GST thereon and reimbursement of travelling and other out-of-pocket expenses, fixed by the Board of Directors of the Company based on the recommendation of the Audit Committee, for the year 2021-2022.”

9. To consider and if thought fit, to pass, with or without modification(s), the following resolution as a **Special Resolution**:

“RESOLVED THAT pursuant to the provisions of Section 13 and other applicable provisions, if any, of the Companies Act, 2013, (including any statutory modifications and re-enactments thereof) and the Rules made thereunder, consent of the Members of the Company be and is hereby accorded, subject to the recommendations and/or approval of the Registrar of Companies, to add the following clauses in the Memorandum of Association of the Company:

“After clause (c), following sub-clause to be added –

- (c-1) To carry on business of manufacture, buyers, sellers, importers, exporters, distributors and dealers in all kinds of polymers including additives for lubricating, crude and fuel oils including dispersants, corrosion and oxidation, inhibitors, octane improvers, multifunctional and CEPP additives, crude flow improvers, pour point depressants, viscosity index improvers and additive packages and intermediates including polypropenes, polybutens, alkylates, sulfonates and their derivatives, propylene tetramer, alkyl phenols, naphtha including paraffin and microcrystalline wax, petroleum jellies, cable filling and flooding compounds, optic fibre compounds, intermediates, derivatives including lubricating oils and greases.”

“After clause (ff), following sub-clauses to be added –

- (ff-1) To erect, establish, maintain, let or hire, lease, license or otherwise deal with tanks, tank-farms, dumps and other receptacles for storage of petroleum oils including crude and mineral oils, base oils, solvents, petroleum gas, petroleum liquids and any other products.
- (ff-2) To enter into all sorts of internal and/or external foreign collaborations, technical assistance, financial or commercial arrangements including exports market surveys, study of market conditions in India and outside India for fulfilments of any object or objects herein contained.
- (ff-3) To take part in the management, supervisions and control of the business or operations of any Company, undertaking or entity having same or similar objects or otherwise and for that purpose to appoint and remunerate any directors, trustees, executives, accountants, other experts, employees or agents.
- (ff-4) To carry on the business as manufacturers, importers, exporters, of and dealers in elements, chemicals, whether natural or synthetic, or whether organic, inorganic, pharmaceuticals, antiseptics, antimicrobial, sanitizers, biological, or microbiological and other goods, articles, compositions, mixtures, chemical compounds, amalgams, fusions, fissions and all kinds of

materials, goods, articles and things, products and substances of whatsoever nature or kind as may be practicable or deemed expedient.

- (ff-5) To carry on business as manufacturers, importers, exporters of and dealers in solids, liquids and gaseous fuels of all kinds including wood, charcoal, coal, petroleum and petroleum related products, petrol, diesel, hydro-carbons, LPG, natural and refinery oils and gases, methanol, ethanol, oxygen, hydrogen, fuels from organic and inorganic wastes, natural and synthetic esters, mineral oils, other fluids and lubricants made from vegetable oils/sources and nuclear fuels.”

“After clause (m), following sub-clause to be added –

- (m-1) To enter into partnership, into any arrangement for sharing or pooling profits, amalgamation, union of interests, co-operations, joint adventure, reciprocal concession or otherwise or amalgamate with any person, company or entity carrying on or engaged in or about to carry on or engage in any business or transaction, which this Company is authorised to carry on or engage or otherwise, in any business undertaking or transaction which may seem capable of being carried on or conducted so as directly or indirectly to benefit this Company.”

“FURTHER RESOLVED THAT Mr. Gautam N. Mehra, Managing Director, Mr. Siddharth G. Mehra, Whole-time Director, Mr. Suhas M. Dixit, Whole-time Director and Mr. Uday C. Rege, Company Secretary & Executive VP – Legal of the Company be and are hereby severally authorised to do all acts, things, deeds and matters as deemed necessary, proper and desirable, to sign and execute all the necessary forms, documents, applications, returns to give effect to this resolution, alongwith filing necessary E-forms with the Registrar of Companies, on behalf of the Company.”

By Order of the Board

U. C. Rege

Mumbai
9th August, 2021

Company Secretary &
Executive VP - Legal

EXPLANATORY STATEMENT AS REQUIRED BY SECTION 102 OF THE COMPANIES ACT, 2013

ITEM NO.4

The Board of Directors in its meeting held on 9th August, 2021, based on the recommendation of the Nomination and Remuneration Committee, re-appointed Mr. Suhas M. Dixit as the Whole-time Director of the Company from 1st October, 2021 up to 30th September, 2022, subject to the approval of the Members by Ordinary Resolution at the ensuing Annual General Meeting. Separate Agreement in this regard has been executed between the Company and Mr. Suhas M. Dixit on 9th August, 2021 based on recommendation of the Nomination and Remuneration Committee.

The remuneration and terms and conditions as contained in the Agreement executed with Mr. Suhas M. Dixit are as under:

1. Basic Salary of ₹ 3,36,400/- (Rupees Three Lacs Thirty-Six Thousand Four Hundred Only) per month.
2. House Rent Allowance at the rate of 25% of the Basic Salary.
3. Education Allowance and other Allowances of ₹ 100/- and ₹ 4,12,445/- per month respectively.
4. Reimbursement of medical expenses incurred on himself and his family subject to a ceiling of 5% of the Basic Salary.
5. Leave Travel Allowance for himself and his family once in a year in accordance with the Rules of the Company for the time being in force.
6. Bonus as per the Rules of the Company.
7. Ex-gratia/Performance Linked Incentive as per the Policy of the Company.
8. Medical/Accident Insurance for himself and his spouse in accordance with the Rules of the Company.
9. Contribution to Provident Fund as per the Company's Rules applicable from time to time to the extent that this is not taxable under the Income Tax Act.
10. Gratuity as per the Rules of the Company.
11. Leave entitlement as per the Rules of the Company. He shall be permitted to encash unavailed leave as per the Rules of the Company.

12. Provision of car with reimbursement of salary for driver as per the Company's Policy for Company's business and personal use.
13. Provision of telephone facility(ies) subject to he being billed for personal long distance calls.

Mr. Suhas M. Dixit is a Member of the Institute of Chartered Accountants of India as well as a Member of the Institute of Cost Accountants of India. He has vast experience in the fields of Finance and Taxation spanning over 3 decades. He has been working as the Chief Financial Officer of the Company. The Company believes that his presence on the Board will be beneficial to the Company. He is currently holding 17 equity shares of the Company.

The appointment of Mr. Suhas M. Dixit is subject to the provisions of Sections 196, 197, 203 and other applicable provisions, if any, of the Companies Act, 2013 read with Schedule V to the Act and the Companies (Appointment and Remuneration of Managerial Personnel) Rules, 2014 (including any amendments, statutory modifications or re-enactments thereto).

As per Section 190 of the Companies Act, 2013, the Agreement entered into between the Company and Mr. Suhas M. Dixit as well as the copy of the Memorandum and Articles of Association are available for inspection to the Members at the Registered Office of the Company during business hours on any working day during 11:00 A.M. to 1:00 P.M., subject to Covid -19 Pandemic Lockdown restrictions.

The appointment and remuneration of Mr. Suhas M. Dixit is required to be approved by the Shareholders in the ensuing General Body Meeting and accordingly the resolution at Item Nos.4 is placed before the Members of the Company.

Where in any financial year, the Company has no profits or its profits are inadequate, the Company will pay to Mr. Suhas M. Dixit, minimum remuneration as provided in Section II of Part II of Schedule V to the Companies Act, 2013 as notified from time to time.

The terms and conditions of Mr. Suhas M. Dixit's appointment and remuneration may be altered and varied from time to time by the Board and/or Nomination and Remuneration Committee as it may,

in its discretion deem fit, within the limits stipulated under Schedule V to the Companies Act, 2013 or any amendments thereto made hereafter in this regard in such manner as may be agreed to between the Board and/or Nomination and Remuneration Committee and Mr. Suhas M. Dixit.

None of the Directors of your Company/Key Managerial Personnel of the Company/their relatives are concerned or interested, in any way, except Mr. Suhas M. Dixit in this Ordinary Resolution.

Your Directors commend this Ordinary Resolution for your approval.

ITEM NO.5

The Board of Directors in its meeting held on 9th August, 2021, based on the recommendation of the Nomination and Remuneration Committee, re-appointed Mr. Siddharth G. Mehra as the Whole-time Director of the Company from 1st October, 2021 up to 30th September, 2026, subject to the approval of the Members by Ordinary Resolution at the ensuing Annual General Meeting. Separate Agreement in this regard has been executed between the Company and Mr. Siddharth G. Mehra on 9th August, 2021 based on recommendation of the Nomination and Remuneration Committee.

The terms and conditions as contained in the Agreement executed with Mr. Siddharth G. Mehra are as under:

1. Basic Salary of ₹ 1,87,100/- (Rupees One Lac Eighty-Seven Thousand One Hundred only) per month.
2. Commission upto 1% of the net profits of the Company subject to the overall ceilings as laid down in Section 197, 198 and other applicable provisions of the Companies Act, 2013.
3. House Rent Allowance at the rate of 25% of the Basic Salary.
4. Education Allowance and Other Allowances of ₹ 100/- and ₹ 2,06,260/- per month respectively.
5. Reimbursement of medical expenses incurred on himself and his family subject to a ceiling of 5% of the Basic Salary.
6. Leave Travel Allowance for himself and his family once in a year in accordance with the Rules of the Company for the time being in force.

7. Bonus as per the Rules of the Company.
8. Ex-gratia/Performance Linked Incentive as per the Policy of the Company.
9. Medical/Accident Insurance for himself and his spouse in accordance with the Rules of the Company.
10. Contribution to Provident Fund as per the Company's Rules applicable from time to time to the extent that this is not taxable under the Income Tax Act.
11. Gratuity as per the Rules of the Company.
12. Leave entitlement as per the Rules of the Company. He shall be permitted to encash unavailed leave as per the Rules of the Company.
13. Provision of car with reimbursement of salary for driver as per the Company's Policy for Company's business and personal use.
14. Provision of telephone facility(ies) subject to he being billed for personal long distance calls.

Mr. Siddharth G. Mehra is a Bachelor of Science in Technical Systems Management from University of Illinois at Urbana - Champaign, IL, USA (2012). He also had acquired Masters Degree of Science in Management from London School of Economics and Political Science, UK (2014). The Company believes that his presence on the Board will immensely benefit the Company. He is currently holding 583 equity shares of the Company.

The appointment of Mr. Siddharth G. Mehra is subject to the provisions of Sections 196, 197, 203 and other applicable provisions, if any, of the Companies Act, 2013 read with Schedule V to the Act and the Companies (Appointment and Remuneration of Managerial Personnel) Rules, 2014 (including any amendments, statutory modifications or re-enactments thereto).

As per Section 190 of the Companies Act, 2013, the Agreement entered into between the Company and Mr. Siddharth G. Mehra as well as the copy of the Memorandum and Articles of Association are available for inspection to the Members at the Registered Office of the Company during business hours on any working day during 11:00 A.M. to 1:00 P.M., subject to Covid -19 Pandemic Lockdown restrictions.

The appointment and remuneration of Mr. Siddharth G. Mehra is required to be approved by the Shareholders in the ensuing General Body Meeting and accordingly the resolution at Item Nos.5 is placed before the Members of the Company.

Where in any financial year, the Company has no profits or its profits are inadequate, the Company will pay to Mr. Siddharth G. Mehra, minimum remuneration as provided in Section II of Part II of Schedule V to the Companies Act, 2013 as notified from time to time.

The terms and conditions of Mr. Siddharth G. Mehra's appointment and remuneration may be altered and varied from time to time by the Board and/or Nomination and Remuneration Committee as it may, in its discretion deem fit, within the limits stipulated under Schedule V to the Companies Act, 2013 or any amendments thereto made hereafter in this regard in such manner as may be agreed to between the Board and/or Nomination and Remuneration Committee and Mr. Siddharth G. Mehra.

None of the Directors of your Company/Key Managerial Personnel of the Company/their relatives, except for Mr. Gautam N. Mehra, Managing Director of the Company being father of Mr. Siddharth G. Mehra and Mr. Siddharth G. Mehra himself, are concerned or interested, in any way, in this Ordinary Resolution.

Your Directors commend this Ordinary Resolution for your approval.

ITEM NO.6

Mr. Ravindra Pisharody was first appointed as a Director, categorized as an Independent Director, of the Company on 1st January, 2018. His first term as an Independent Director will come to an end on 31st December, 2021. Currently, he is a Member of Audit Committee, Corporate Social Responsibility Committee and Nomination & Remuneration Committee of the Company. The Nomination & Remuneration Committee in its meeting held on 9th August, 2021 recommended to the Board of Directors to re-appoint Mr. Ravindra Pisharody as Independent Director of the Company for his second term with effect from 1st January, 2022 upto 31st December, 2026. Based on the re-commendation of the Nomination & Remuneration Committee, the Board of Directors in its meeting held on 9th August, 2021 re-appointed Mr. Ravindra Pisharody as Independent Director of the Company for his second term with effect from 1st January, 2022 upto 31st December, 2026, subject to the approval of the Members at the ensuing Annual General Meeting of the Company.

As required under Section 160(1) of the Companies Act, 2013, Notice has been received from Mr. Ravindra Pisharody, signifying his own proposal for the candidature for the Office of Director of the Company.

Mr. Ravindra Pisharody will be associated as an Independent Director on the Board of the Company for his second term starting from 1st January, 2022 upto 31st December, 2026. As per the provisions of Section 149 read with Schedule IV of the Companies Act, 2013 and the Companies (Appointment and Qualification of Directors) Rules, 2014 and SEBI (Listing Obligations and Disclosure Regulations) Requirements, 2015 (including any statutory amendments or re-enactments thereof for the time being in force), re-appointment of Mr. Ravindra Pisharody requires approval of the shareholders by way of a Special Resolution.

Mr. Ravindra Pisharody has furnished his declaration of independence to the Company, as required pursuant to Section 149 (7) of the Companies Act, 2013, confirming that he meets the prescribed criteria of the independence as provided under Section 149(6) of the Companies Act, 2013.

In the opinion of the Board, Mr. Ravindra Pisharody possesses relevant experience and expertise required to conduct the Company's business and it would be fruitful for the Company to re-appoint him on the Board of the Company as a Director.

The Board is also of the opinion that the proposed appointment of Mr. Ravindra Pisharody fulfills the requirements of the Companies Act, 2013, the Companies (Appointment and Qualification of Directors) Rules, 2014, SEBI (Listing Obligations and Disclosure Requirements) Regulations, 2015 and other applicable provisions, if any, of the Companies Act, 2013 and Rules made there under for the proposed appointment of Independent Director on the Board of the Company.

Mr. Ravindra Pisharody is a Senior Management professional with over 38 years of executive experience and he has held National, Regional and Global Leadership roles in Sales & Marketing, Strategy Development, BU Lead / CEO, etc. with Phillips India, British Petroleum/Castrol. His last assignment had been with Tata Motors as an Executive Director-Commercial Vehicles.

Mr. Ravindra Pisharody is a Member of Audit Committee, Corporate Social Responsibility Committee and Nomination & Remuneration Committee of the Company. He does not hold any shares of the Company as on date.

None of the Directors/Key Managerial Personnel of the Company/their relatives are concerned or interested, in any way, in the resolution set out at Item No.6 of the Notice.

Your Directors commend this Special Resolution for your approval.

ITEM NO.7

Mr. Hariharan Sunder was first appointed as a Director, categorized as an Independent Director, of the Company on 28th January, 2019. His first term as an Independent Director will come to an end on 31st March, 2022. Currently, he is a Member of Risk Management Committee and Nomination & Remuneration Committee of the Company. The Nomination & Remuneration Committee in its meetings held on 9th August, 2021 recommended to the Board of Directors to re-appoint Mr. Hariharan Sunder as Independent Director of the Company for his second term with effect from 1st April, 2022 upto 31st March, 2027. Based on the re-commendation of the Nomination & Remuneration Committee, the Board of Directors in its meeting held on 9th August, 2021 re-appointed Mr. Hariharan Sunder as Independent Director of the Company for his second term with effect from 1st April, 2022 upto 31st March, 2027, subject to the approval of the Members at the ensuing Annual General Meeting of the Company.

As required under Section 160(1) of the Companies Act, 2013, Notice has been received from Mr. Hariharan Sunder, signifying his own proposal for the candidature for the Office of Director of the Company.

Mr. Hariharan Sunder will be associated as an Independent Director on the Board of the Company for his second term starting from 1st April, 2022 upto 31st March, 2027. As per the provisions of Section 149 read with Schedule IV of the Companies Act, 2013 and the Companies (Appointment and Qualification of Directors) Rules, 2014 and SEBI (Listing Obligations and Disclosure Regulations) Requirements, 2015 (including any statutory amendments or re-enactments thereof for the time being in force), re-appointment of Mr. Hariharan Sunder requires approval of the shareholders by way of a Special Resolution.

Mr. Hariharan Sunder has furnished his declaration of independence to the Company, as required pursuant to Section 149 (7) of the Companies Act, 2013, confirming that he meets the prescribed criteria of the independence as provided under Section 149(6) of the Companies Act, 2013.

In the opinion of the Board, Mr. Hariharan Sunder possesses relevant experience and expertise required to conduct the Company's business and it would be fruitful for the Company to re-appoint him on the Board of the Company as a Director.

The Board is also of the opinion that the proposed appointment of Mr. Hariharan Sunder fulfills the requirements of the Companies Act, 2013, the Companies

(Appointment and Qualification of Directors) Rules, 2014, SEBI (Listing Obligations and Disclosure Requirements) Regulations, 2015 and other applicable provisions, if any, of the Companies Act, 2013 and Rules made there under for the proposed appointment of Independent Director on the Board of the Company.

Mr. Hariharan Sunder is a Bachelor of Commerce and a Chartered Accountant. He has over 32 years of experience in finance, taxation, accounts, legal, secretarial, international business and general corporate management. Mr. Hariharan Sunder started his working career with KEC International Limited and has worked in corporates like Raymond Limited, Raymond Synthetics Limited, Jost's Engineering Company Limited and Shogun Organics Limited.

Mr. Hariharan Sunder is a Member of Risk Management Committee and Nomination & Remuneration Committee of the Company. He does not hold any shares of the Company as on date.

None of the Directors/Key Managerial Personnel of the Company/their relatives are concerned or interested, in any way, in the resolution set out at Item No.7 of the Notice.

Your Directors commend this Special Resolution for your approval.

ITEM NO.8

The Board, based on the recommendation of the Audit Committee, has approved the re-appointment of Kale & Associates, Cost Accountants (Firm Registration No.001819) having address at 703, Sushil Apartment, Kaka Sohni Marg, Off. Gadkari Marg, Thane (West), Thane 400602 as Cost Auditors to conduct the audit of the cost records of the Company for the year ending 31st March, 2022 on a remuneration of ₹ 2,50,000/- (Rupees Two Lac Fifty Thousand Only) plus GST.

In accordance with the provisions of Section 148 of the Companies Act, 2013 read with the Companies (Audit and Auditors) Rules, 2014, the remuneration payable to the Cost Auditors has to be ratified by the Members of the Company.

Accordingly, consent of the Members has been sought for passing an Ordinary Resolution as set out at Item No.8 of the Notice for ratification of the remuneration payable to the Cost Auditors for the financial year ending 31st March, 2022.

None of the Directors/Key Managerial Personnel of the Company/their relatives are concerned or interested, in any way, in the resolution set out at Item No.8 of the Notice.

Your Directors commend this Ordinary Resolution for your approval.

ITEM NO.9

The Audit Committee and the Board in their respective meetings held on 28th June, 2021 and 20th July, 2021, had approved the acquisition of equity shares of Savita Polymers Limited (“SPL”) having its registered office at 66/67, Nariman Bhavan, Nariman Point, Mumbai 400 021 thereby proposing to make it a wholly owned subsidiary of the Company. The said proposal has been placed by the Company before the Shareholders for their approval at the Extra-Ordinary General Meeting of the Company to be held on 27th August, 2021.

SPL is engaged in the business of manufacturing and marketing of inter alia petroleum jellies, chain greases, waxes, oxidized waxes, compressor lubricants, optic fibre and cable filling compounds, transformer fluids, sanitizers, etc. The Board is of the opinion that post the proposed acquisition of SPL, to bring about operational and financial efficiencies and product synergies, it would be advisable to merge SPL into the Company at an appropriate future date.

To bring about scope and synergy and to encapsulate the objects of SPL in the Memorandum of Association of the Company, which in any case would be necessary post the proposed merger of SPL into the Company, the Board finds it advisable to introduce additionally the Objects Clauses as proposed at Item No.9 of the Notice.

None of the Directors, Key Managerial Personnel, and their relatives, is in any way, concerned or interested in the Resolution set out at Item No.9 of the Notice except Mr. Gautam N. Mehra and Mr. Suhas M. Dixit being common Directors of the Company and SPL and Mr. Siddharth G. Mehra being relative of Mr. Gautam N. Mehra.

In the opinion of the Board, this proposed addition of the Objects Clauses in the Memorandum of Association of the Company will broaden the scope of operations and the product portfolio of the Company and facilitate rapid entry into the emerging areas of alternate transformer fluids, which is being driven by safety and environmental concerns, in addition to business synergies and therefore the Board commends this Resolution No.9 for approval of the Members as a Special Resolution.

By Order of the Board

U. C. Rege

Company Secretary &
Executive VP – Legal

Mumbai
9th August, 2021

NOTES:

1. In view of the massive outbreak of the COVID-19 pandemic, social distancing is a norm to be followed and pursuant to the Circular No. 14/2020 dated April 08, 2020, Circular No.17/2020 dated April 13, 2020 issued by the Ministry of Corporate Affairs followed by Circular No. 20/2020 dated May 05, 2020 and Circular No. 02/2021 dated January 13, 2021 and all other relevant circulars issued from time to time, physical attendance of the Members to the AGM venue is not required and general meeting be held through video conferencing (VC) or other audio visual means (OAVM). Hence, Members can attend and participate in the ensuing AGM through VC/OAVM.
2. Pursuant to the Circular No. 14/2020 dated April 08, 2020, issued by the Ministry of Corporate Affairs, the facility to appoint proxy to attend and cast vote for the members is not available for this AGM. However, the Body Corporates are entitled to appoint authorised representatives to attend the AGM through VC/OAVM and participate there at and cast their votes through e-voting.
3. The Members can join the AGM in the VC/OAVM mode 15 minutes before and after the scheduled time of the commencement of the Meeting by following the procedure mentioned in the Notice. The facility of participation at the AGM through VC/OAVM will be made available for 1000 members on first come first served basis. This will not include large Shareholders (Shareholders holding 2% or more shareholding), Promoters, Institutional Investors, Directors, Key Managerial Personnel, the Chairpersons of the Audit Committee, Nomination and Remuneration Committee and Stakeholders Relationship Committee, Auditors etc. who are allowed to attend the AGM without restriction on account of first come first served basis.
4. The attendance of the Members attending the AGM through VC/OAVM will be counted for the purpose of reckoning the quorum under Section 103 of the Companies Act, 2013.
5. Pursuant to the provisions of Section 108 of the Companies Act, 2013 read with Rule 20 of the Companies (Management and Administration) Rules, 2014 (as amended) and Regulation 44 of SEBI (Listing Obligations & Disclosure Requirements) Regulations 2015 (as amended), and the Circulars issued by the

Ministry of Corporate Affairs dated April 08, 2020, April 13, 2020 and May 05, 2020 the Company is providing facility of remote e-Voting to its Members in respect of the business to be transacted at the AGM. For this purpose, the Company has entered into an agreement with National Securities Depository Limited (NSDL) for facilitating voting through electronic means, as the authorized agency. The facility of casting votes by a member using remote e-Voting system as well as venue voting on the date of the AGM will be provided by NSDL.

6. In line with the Ministry of Corporate Affairs (MCA) Circular No. 17/2020 dated April 13, 2020, the Notice calling the AGM has been uploaded on the website of the Company at www.savita.com. The Notice can also be accessed from the websites of the Stock Exchanges i.e. BSE Limited and National Stock Exchange of India Limited at www.bseindia.com and www.nseindia.com respectively and the AGM Notice is also available on the website of NSDL (agency for providing the Remote e-Voting facility) i.e. www.evoting.nsdl.com.
7. AGM has been convened through VC/OAVM in compliance with applicable provisions of the Companies Act, 2013 read with MCA Circular No. 14/2020 dated April 08, 2020 and MCA Circular No. 17/2020 dated April 13, 2020, MCA Circular No. 20/2020 dated May 05, 2020 and MCA Circular No. 2/2021 dated January 13, 2021.

THE INSTRUCTIONS FOR MEMBERS FOR REMOTE E-VOTING AND JOINING GENERAL MEETING ARE AS UNDER:-

The remote e-voting period begins on 25th September, 2021 at 9:00 A.M. and ends on 28th September, 2021 at 5:00 P.M. The remote e-voting module shall be disabled by NSDL for voting thereafter. The Members, whose names appear in the Register of Members / Beneficial Owners as on the record date (cut-off date) i.e. 22nd September, 2021, may cast their vote electronically. The voting right of shareholders shall be in proportion to their share in the paid-up equity share capital of the Company as on the cut-off date, being 22nd September, 2021.

How do I vote electronically using NSDL e-Voting system?

The way to vote electronically on NSDL e-Voting system consists of “Two Steps” which are mentioned below:

Step 1: Access to NSDL e-Voting system

A) Login method for e-Voting and joining virtual meeting for Individual shareholders holding securities in demat mode

In terms of SEBI circular dated December 9, 2020 on e-Voting facility provided by Listed Companies, Individual shareholders holding securities in demat mode are allowed to vote through their demat account maintained with Depositories and Depository Participants. Shareholders are advised to update their mobile number and email Id in their demat accounts in order to access e-Voting facility.

Login method for Individual shareholders holding securities in demat mode is given below:

Type of shareholders	Login Method
Individual Shareholders holding securities in demat mode with NSDL.	<ol style="list-style-type: none"> 1. If you are already registered for NSDL IDeAS facility, please visit the e-Services website of NSDL. Open web browser by typing the following URL: https://eservices.nsdl.com/ either on a Personal Computer or on a mobile. Once the home page of e-Services is launched, click on the “Beneficial Owner” icon under “Login” which is available under “IDeAS” section. A new screen will open. You will have to enter your User ID and Password. After successful authentication, you will be able to see e-Voting services. Click on “Access to e-Voting” under e-Voting services and you will be able to see e-Voting page. Click on options available against company name or e-Voting service provider - NSDL and you will be re-directed to NSDL e-Voting website for casting your vote during the remote e-Voting period or joining virtual meeting & voting during the meeting. 2. If the user is not registered for IDeAS e-Services, option to register is available at https://eservices.nsdl.com. Select “Register Online for IDeAS” Portal or click at https://eservices.nsdl.com/SecureWeb/IdeasDirectReg.jsp

Type of shareholders	Login Method
	<ol style="list-style-type: none"> Visit the e-Voting website of NSDL. Open web browser by typing the following URL: https://www.evoting.nsdl.com/ either on a Personal Computer or on a mobile. Once the home page of e-Voting system is launched, click on the icon “Login” which is available under ‘Shareholder/Member’ section. A new screen will open. You will have to enter your User ID (i.e. your sixteen digit demat account number held with NSDL), Password/OTP and a Verification Code as shown on the screen. After successful authentication, you will be redirected to NSDL Depository site wherein you can see e-Voting page. Click on options available against company name or e-Voting service provider - NSDL and you will be redirected to e-Voting website of NSDL for casting your vote during the remote e-Voting period or joining virtual meeting & voting during the meeting.
Individual Shareholders holding securities in demat mode with CDSL	<ol style="list-style-type: none"> Existing users who have opted for Easi / Easiest, they can login through their user id and password. Option will be made available to reach e-Voting page without any further authentication. The URL for users to login to Easi / Easiest are https://web.cdslindia.com/myeasi/home/login or www.cdslindia.com and click on New System Myeasi. After successful login of Easi/Easiest the user will be also able to see the E Voting Menu. The Menu will have links of e-Voting service provider i.e. NSDL. Click on NSDL to cast your vote. If the user is not registered for Easi/Easiest, option to register is available at https://web.cdslindia.com/myeasi/Registration/EasiRegistration Alternatively, the user can directly access e-Voting page by providing demat Account Number and PAN No. from a link in www.cdslindia.com home page. The system will authenticate the user by sending OTP on registered Mobile & Email as recorded in the demat Account. After successful authentication, user will be provided links for the respective ESP i.e. NSDL where the e-Voting is in progress.
Individual Shareholders (holding securities in demat mode) login through their depository participants	You can also login using the login credentials of your demat account through your Depository Participant registered with NSDL/CDSL for e-Voting facility. Once login, you will be able to see e-Voting option. Once you click on e-Voting option, you will be redirected to NSDL/CDSL Depository site after successful authentication, wherein you can see e-Voting feature. Click on options available against company name or e-Voting service provider-NSDL and you will be redirected to e-Voting website of NSDL for casting your vote during the remote e-Voting period or joining virtual meeting & voting during the meeting.

Important note: Members who are unable to retrieve User ID/ Password are advised to use Forget User ID and Forget Password option available at abovementioned website.

Helpdesk for Individual Shareholders holding securities in demat mode for any technical issues related to login through Depository i.e. NSDL and CDSL.

Login type	Helpdesk details
Individual Shareholders holding securities in demat mode with NSDL	Members facing any technical issue in login can contact NSDL helpdesk by sending a request at evoting@nsdl.co.in or call at toll free no.: 1800 1020 990 and 1800 22 44 30
Individual Shareholders holding securities in demat mode with CDSL	Members facing any technical issue in login can contact CDSL helpdesk by sending a request at helpdesk.evoting@cdslindia.com or contact at 022-23058738 or 022-23058542-43

B) Login Method for shareholders other than Individual shareholders holding securities in demat mode and shareholders holding securities in physical mode.

How to Log-in to NSDL e-Voting website?

1. Visit the e-Voting website of NSDL. Open web browser by typing the following URL: <https://www.evoting.nsdl.com/> either on a Personal Computer or on a mobile.
2. Once the home page of e-Voting system is launched, click on the icon “Login” which is available under ‘Shareholder/Member’ section.
3. A new screen will open. You will have to enter your User ID, your Password/OTP and a Verification Code as shown on the screen.

Alternatively, if you are registered for NSDL eservices i.e. IDEAS, you can log-in at <https://eservices.nsdl.com/> with your existing IDEAS login. Once you log-in to NSDL eservices after using your log-in credentials, click on e-Voting and you can proceed to Step 2 i.e. Cast your vote electronically.

4. Your User ID details are given below :

Manner of holding shares i.e. Demat (NSDL or CDSL) or Physical	Your User ID is:
a) For Members who hold shares in demat account with NSDL.	8 Character DP ID followed by 8 Digit Client ID For example if your DP ID is IN300*** and Client ID is 12***** then your user ID is IN300***12*****.
b) For Members who hold shares in demat account with CDSL.	16 Digit Beneficiary ID For example if your Beneficiary ID is 12***** then your user ID is 12*****
c) For Members holding shares in Physical Form.	EVEN Number followed by Folio Number registered with the company For example if folio number is 001*** and EVEN is 101456 then user ID is 101456001***

5. Password details for shareholders other than Individual shareholders are given below:
 - a) If you are already registered for e-Voting, then you can use your existing password to login and cast your vote.
 - b) If you are using NSDL e-Voting system for the first time, you will need to retrieve the ‘initial password’ which was communicated to you. Once you retrieve your ‘initial password’, you need to enter the ‘initial password’ and the system will force you to change your password.
 - c) How to retrieve your ‘initial password’?
 - (i) If your email ID is registered in your demat account or with the company, your ‘initial password’ is communicated to you on your email ID. Trace the email sent to you from NSDL from your mailbox. Open the email and open the attachment i.e. a .pdf file. Open the .pdf file. The password to open the .pdf file is your 8 digit client ID for NSDL account, last 8 digits of client ID for CDSL account or folio number for shares held in physical form. The .pdf file contains your ‘User ID’ and your ‘initial password’.
 - (ii) If your email ID is not registered, please follow steps mentioned below in process for those shareholders whose email ids are not registered
6. If you are unable to retrieve or have not received the “Initial password” or have forgotten your password:
 - a) Click on “Forgot User Details/Password?” (If you are holding shares in your demat account with NSDL or CDSL) option available on www.evoting.nsdl.com.
 - b) Physical User Reset Password? (If you are holding shares in physical mode) option available on www.evoting.nsdl.com.
 - c) If you are still unable to get the password by aforesaid two options, you can send a request at evoting@nsdl.co.in mentioning your demat account number/folio number, your PAN, your name and your registered address etc.
 - d) Members can also use the OTP (One Time Password) based login for casting the votes on the e-Voting system of NSDL.
7. After entering your password, tick on Agree to “Terms and Conditions” by selecting on the check box.
8. Now, you will have to click on “Login” button.
9. After you click on the “Login” button, Home page of e-Voting will open.

How to cast your vote electronically and join General Meeting on NSDL e-Voting system?

1. After successful login at Step 1, you will be able to see all the companies “EVEN” in which you are holding shares and whose voting cycle and General Meeting is in active status.
2. Select “EVEN” of company for which you wish to cast your vote during the remote e-Voting period and casting your vote during the General Meeting. For joining virtual meeting, you need to click on “VC/OAVM” link placed under “Join General Meeting”.
3. Now you are ready for e-Voting as the Voting page opens.
4. Cast your vote by selecting appropriate options i.e. assent or dissent, verify/modify the number of shares for which you wish to cast your vote and click on “Submit” and also “Confirm” when prompted.
5. Upon confirmation, the message “Vote cast successfully” will be displayed.
6. You can also take the printout of the votes cast by you by clicking on the print option on the confirmation page.
7. Once you confirm your vote on the resolution, you will not be allowed to modify your vote.

General Guidelines for shareholders

1. Institutional shareholders (i.e. other than individuals, HUF, NRI etc.) are required to send scanned copy (PDF/JPG Format) of the relevant Board Resolution/ Authority letter etc. with attested specimen signature of the duly authorized signatory(ies) who are authorized to vote, to the Scrutinizer by e-mail to csmanish.raut@gmail.com and/or a cspravin@gmail.com with a copy marked to evoting@nsdl.co.in.
2. It is strongly recommended not to share your password with any other person and take utmost care to keep your password confidential. Login to the e-voting website will be disabled upon five unsuccessful attempts to key in the correct password. In such an event, you will need to go through the “Forgot User Details/ Password?” or “Physical User Reset Password?” option available on <https://www.evoting.nsdl.com/> to reset the password.
3. In case of any queries, you may refer the Frequently Asked Questions (FAQs) for Shareholders and e-voting user manual for Shareholders available at the download section of www.evoting.nsdl.com or call on toll free no.: 1800 1020 990 and 1800 22 44 30 or send a request at evoting@nsdl.co.in

Process for those shareholders whose email ids are not registered with the depositories for procuring user id and password and registration of e mail ids for e-voting for the resolutions set out in this notice:

1. In case shares are held in physical mode please provide Folio No., Name of shareholder, scanned copy of the share certificate (front and back), PAN (self-attested scanned copy of PAN card), AADHAR (self-attested scanned copy of Aadhaar Card) by email to legal@savita.com.
2. In case shares are held in demat mode, please provide DPID-CLID (16 digit DPID + CLID or 16 digit beneficiary ID), Name, client master or copy of Consolidated Account statement, PAN (self-attested scanned copy of PAN card), AADHAR (self-attested scanned copy of Aadhaar Card) to legal@savita.com. If you are an Individual shareholders holding securities in demat mode, you are requested to refer to the login method explained at step 1 (A) i.e. Login method for e-Voting and joining virtual meeting for Individual shareholders holding securities in demat mode.
3. Alternatively shareholder/members may send a request to evoting@nsdl.co.in for procuring user id and password for e-voting by providing above mentioned documents.
4. In terms of SEBI circular dated December 9, 2020 on e-Voting facility provided by Listed Companies, Individual shareholders holding securities in demat mode are allowed to vote through their demat account maintained with Depositories and Depository Participants. Shareholders are required to update their mobile number and email ID correctly in their demat account in order to access e-Voting facility.

THE INSTRUCTIONS FOR MEMBERS FOR E-VOTING ON THE DAY OF THE AGM ARE AS UNDER:-

1. The procedure for e-Voting on the day of the AGM is same as the instructions mentioned above for remote e-voting.
2. Only those Members/ shareholders, who will be present in the AGM through VC/OAVM facility and have not casted their vote on the Resolutions through remote e-Voting and are otherwise not barred from doing so, shall be eligible to vote through e-Voting system in the AGM.
3. Members who have voted through Remote e-Voting will be eligible to attend the AGM. However, they will not be eligible to vote at the AGM.

- The details of the person who may be contacted for any grievances connected with the facility for e-Voting on the day of the AGM shall be the same person mentioned for Remote e-voting.

INSTRUCTIONS FOR MEMBERS FOR ATTENDING THE AGM THROUGH VC/OAVM ARE AS UNDER:

- Member will be provided with a facility to attend the AGM through VC/OAVM through the NSDL e-Voting system. Members may access by following the steps mentioned above for Access to NSDL e-Voting system. After successful login, you can see link of “VC/OAVM link” placed under “Join General meeting” menu against company name. You are requested to click on VC/OAVM link placed under Join General Meeting menu. The link for VC/OAVM will be available in Shareholder/Member login where the EVEN of Company will be displayed. Please note that the members who do not have the User ID and Password for e-Voting or have forgotten the User ID and Password may retrieve the same by following the remote e-Voting instructions mentioned in the notice to avoid last minute rush.
- Members are encouraged to join the Meeting through Laptops for better experience.
- Further Members will be required to allow Camera and use Internet with a good speed to avoid any disturbance during the meeting.
- Please note that Participants Connecting from Mobile Devices or Tablets or through Laptop connecting via Mobile Hotspot may experience Audio/Video loss due to Fluctuation in their respective network. It is therefore recommended to use Stable Wi-Fi or LAN Connection to mitigate any kind of aforesaid glitches.
- Shareholders who would like to express their views/ have questions may send their questions in advance mentioning their name demat account number/folio number, email id, mobile number at legal@savita.com. The same will be replied by the company suitably.

GENERAL INSTRUCTIONS TO THE MEMBERS

- The Explanatory Statement pursuant to Section 102 of the Companies Act, 2013 in respect of Item Nos. 4 to 7 above is annexed hereto and forms part of the Notice. Further, as required under Regulation 36(3) of the Securities and Exchange Board of India (Listing Obligations and Disclosure Requirements) Regulations, 2015 (hereinafter referred to as the “Listing Regulations”) and the provisions of the

Secretarial Standard No. 2 on General Meetings, details of Directors seeking re-appointment are set out as “Annexure A” and brief profiles of the Directors proposed to be re-appointed are set out as “Annexure B” in the Explanatory Statement to this Notice.

- All documents referred to in the accompanying notice and the explanatory statements are open for inspection by the Members at the registered office of the Company on all working days during 11:00 A.M. to 1:00 P.M., subject to Covid -19 Pandemic Lockdown restrictions. For obtaining copies of any such documents through electronic means Members may write to the Company Secretary by sending an email to legal@savita.com till the date of the AGM.
- The shareholders seeking information on Accounts published herein are requested to kindly furnish their queries to the Company by sending an email to legal@savita.com at least seven days before the date of the Meeting to facilitate satisfactory replies.
- The shareholders are requested to (a) intimate, if shares are held in the same name or in the same order and names, but more than one folio to enable the Company to consolidate the said folios into one folio, and (b) notify immediately any change in their recorded address, along with pin code numbers, to the Company.
- The shareholders are requested to forward shares for transfer and related communication to the Share Transfer Agent or to the Registered Office of the Company.
- Under Section 124(5) of the Companies Act, 2013 the unclaimed and unpaid dividend amount for a period of seven years from the due date is required to be transferred to the Investor Education and Protection Fund (IEPF), constituted by the Central Government. Accordingly, during the year, the Company has transferred an amount of ₹ 15.73 lac pertaining to the unpaid and unclaimed dividend for the year 2012-2013 to IEPF.
- The Ministry of Corporate Affairs has taken a corporate “Green Initiative in the corporate governance” by allowing paperless compliance by companies. Accordingly, the Notice of the AGM along with Annual Report for the year 2020-2021 is being sent by electronic mode to those members whose

e-mail addresses are registered with the Company/ Depositories, unless any member has specifically requested for a physical copy of the same. In order to support the “Green Initiative”, the Members who have not yet registered their e-mail addresses are requested to register the same with R&T Agent/Depositories.

8. The Register of Members and the Share Transfer Books of the Company will remain closed from 22.09.2021 to 29.09.2021 (both days inclusive).
9. MP & Associates, Company Secretaries have been appointed as the Scrutinizer for providing facility to the Members of the Company to scrutinize the voting and remote e-voting process in a fair and transparent manner.
10. The results of remote e-voting as well as voting done during the meeting along with the Scrutinizer’s Report shall be displayed on the website of the Company www.savita.com and on the website of NSDL www.nsdl.co.in within three days from the passing of the resolutions at the 60th Annual General Meeting of the Company to be held on Wednesday, 29th September, 2021 at 11.00 A.M. and shall be communicated to the stock exchanges, where the shares of the Company are listed.

By Order of the Board

U. C. Rege

Company Secretary &
Executive VP - Legal

Mumbai
9th August, 2021

ANNEXURE-A

Details of Directors seeking re-appointment at the 60th Annual General Meeting to be held on 29th September, 2021
Pursuant to Regulation 36(3) of the SEBI (Listing Obligations and Disclosure Requirements)
Regulations, 2015 and Secretarial Standard – 2 on General Meetings

Name of the Director	Mr. Suhas M. Dixit	Mr. Siddharth G. Mehra
DIN	02359138	06454215
Date of birth	17/10/1958	30/07/1990
Age	62 years	31 years
Date of appointment	01/07/2017	01/07/2017
Relationship with Directors and Key Managerial Personnel	None	Son of Mr. Gautam N. Mehra, Managing Director
Expertise in specific Functional Area	Finance & Accounts	Business Administration
Qualification(s)	Bachelor of Commerce, Chartered Accountant, Cost & Works Accountant	Bachelor of Science in Technical Systems Management, Master of Science in Management
Experience	Over 3 decades	5 years
List of Directorship held in other companies as on 31 st March, 2021	Savita Polymers Limited	<ul style="list-style-type: none"> • Basant Lok Trading Company (a Private Company) • Kurla Trading Co. Private Limited • Khatri Investments Private Limited • Savita Finance Corporation Limited • Mansukhmal Investments Private Limited • Naved Investment and Trading Co. Pvt. Ltd.
Chairmanship/Membership of the Committees of other public limited companies as on 31 st March, 2021	2 Memberships	None
a. Audit Committee	0	0
b. Stakeholders' Relationship Committee	0	0
c. Nomination & Remuneration Committee	1 (Savita Polymers Limited)	0
d. CSR Committee	1 (Savita Polymers Limited)	0
e. any other Committee(s)	0	0
Number of equity shares held as on 31 st March, 2021		
a) Own	20	583
b) For other persons on a beneficial basis	NIL	NIL
Number of Board Meetings attended during the FY 2020-2021	Five	Five
Terms and conditions of re-appointment	Explanatory Statement pertaining to Item No. 4 of the Notice contains the terms and conditions of re-appointment	Explanatory Statement pertaining to Item No. 5 of the Notice contains the terms and conditions of re-appointment
Details of remuneration sought to be paid	Explanatory Statement pertaining to Item No. 4 of the Notice contains the terms and conditions of re-appointment	Explanatory Statement pertaining to Item No. 5 of the Notice contains the terms and conditions of re-appointment
Remuneration last drawn	₹ 1,14,04,611 for FY 2020-2021	₹ 61,81,640 for FY 2020-2021
List of Directorship held in other listed companies as on 31 st March, 2021	None	None

Name of the Director	Mr. Ravindra Pisharody	Mr. Hariharan Sunder
DIN	01875848	00020583
Date of birth	24/11/1955	26/07/1959
Age	65 years	62 years
Date of appointment	01/01/2018	28/01/2019
Relationship with Directors and Key Managerial Personnel	None	None
Expertise in specific Functional Area	Business Management	Finance & Accounts
Qualification(s)	Bachelor of Technology (IIT), Diploma in Management (IIM)	Bachelor of Commerce, Chartered Accountant
Experience	Over 3 decades	Over 3 decades
List of Directorship held in other companies as on 31 st March, 2021	<ul style="list-style-type: none"> • Bonfiglioli Transmissions Private Limited • Visage Holdings And Finance Private Limited • Muthoot Finance Limited 	None
Chairmanship/Membership of the Committees of other public limited companies as on 31 st March, 2021	1 Membership	None
a. Audit Committee	0	0
b. Stakeholders' Relationship Committee	1 (Muthoot Finance Limited)	0
c. Nomination & Remuneration Committee	0	0
d. CSR Committee	0	0
e. any other Committee(s)	0	0
Number of equity shares held as on 31 st March, 2021		
a) Own	NIL	NIL
b) For other persons on a beneficial basis	NIL	NIL
Number of Board Meetings attended during the FY 2020-2021	Five	Five
Terms and conditions of re-appointment	Re-appointment as an Independent Director for a second term of 5 years with effect from 1 st January, 2022 upto 31 st December, 2026	Re-appointment as an Independent Director for a second term of 5 years with effect from 1 st April, 2022 upto 31 st March, 2027
Details of remuneration sought to be paid	Sitting fees and Commission approved by the Board from time to time	Sitting fees and Commission approved by the Board from time to time
Remuneration last drawn		
List of Directorship held in other listed companies as on 31 st March, 2021	Muthoot Finance Limited	None

ANNEXURE-B

Brief profiles of Directors seeking re-appointment at the 60th Annual General Meeting to be held on
29th September, 2021

Pursuant to Regulation 36(3) of the SEBI (Listing Obligations and Disclosure Requirements)
Regulations, 2015 and Secretarial Standard – 2 on General Meetings

Suhas M. Dixit

Mr. Suhas M. Dixit is a Member of the Institute of Chartered Accountants of India as well as a Member of the Institute of Cost Accountants of India. He has vast experience in the fields of Finance and Taxation spanning over 3 decades. He has been working as the Chief Financial Officer of the Company for over 2 decades.

Siddharth G. Mehra

Mr. Siddharth G. Mehra is a Bachelor of Science in Technical Systems Management from University of Illinois at Urbana - Champaign, IL, USA. He also had acquired Masters Degree of Science in Management from London School of Economics and Political Science, UK.

Ravindra Pisharody

Mr. Ravindra Pisharody is a Senior Management professional with over 38 years of executive experience and he has held National, Regional and Global Leadership roles in Sales & Marketing, Strategy Development, BU Lead / CEO, etc. with Phillips India, British Petroleum/Castrol. His last assignment had been with Tata Motors as an Executive Director-Commercial Vehicles.

Hariharan Sunder

Mr. Hariharan Sunder is a Bachelor of Commerce and a Chartered Accountant. He has over 32 years of experience in finance, taxation, accounts, legal, secretarial, international business and general corporate management. Mr. Hariharan Sunder started his working career with KEC International Limited and has worked in corporates like Raymond Limited, Raymond Synthetics Limited, Jost's Engineering Company Limited and Shogun Organics Limited.

Report of the Directors to the Members

Your Directors have pleasure in presenting the Sixtieth Annual Report, together with the Audited Accounts for the year ended 31st March, 2021.

1. FINANCIAL RESULTS

Particulars	(₹ in lac)	
	Year ended 31.03.2021	Year ended 31.03.2020
Total Income	194,414	205,778
Profit before Depreciation & Tax	32,329	14,697
Depreciation	2,019	2,222
Exceptional Income	-	-
Profit/(Loss) before Tax	30,310	12,475
Provision for Taxation:		
Current	7,898	3,432
Deferred	17	(521)
Provision for Taxation no longer required	-	-
Profit/(Loss) for the year after Tax	22,396	9,564
Other Comprehensive Income	(67)	(21)
Balance brought forward from previous year	73,943	69,216
Profit available for appropriation	96,271	78,760
Appropriations:		
Dividend	-	2,814
Tax on Dividend	-	579
General Reserve	-	1,000
Balance carried to Balance Sheet	96,271	73,943

2. SHARE CAPITAL

The Board of Directors of your Company at its meeting held on 19th February, 2021 had announced Buy-back of upto 251,000 (Two Lac Fifty-one Thousand) fully paid equity shares of face value of ₹ 10/- only (Rupees Ten only) representing upto 1.78% of the total number of equity shares, from all the equity shareholders/beneficial owners of your Company on a proportionate basis through the tender offer using stock exchange mechanism at a price of ₹ 1,400/- (Rupees One Thousand Four Hundred only) (including premium of ₹ 1,390/-) per equity share for an aggregate maximum amount of upto ₹ 351,400,000/- (Rupees Thirty-five Crore Fourteen Lac only). Your Company had successfully completed Buy-back of 251,000 equity shares of your Company on 12th May, 2021. Post the completion of buyback of 251,000 (Two Lac Fifty-one Thousand) fully paid equity shares of your Company, the paid-up equity share capital of your Company stands at ₹ 138,200,830/- as on date.

3. DIVIDEND

Your Directors at the Board Meeting held on 28th June, 2021 have recommended dividend @150% (₹ 15 per equity share of ₹ 10/- each), as against 200% dividend for the previous year, on the paid up Equity Share Capital of ₹ 1,382.01 lac, resulting in an outgo of ₹ 2,073.01 lac for your Company.

4. RESERVES

The Reserves of your Company stood increased to ₹ 1,078 crore at the end of the year under review as against ₹ 855 crore for the previous year.

5. OPERATIONS

During the year under review, your Company achieved sales volume of 319,036 KLs/MTs as against 339,279 KLs/MTs achieved during FY 2019-2020. Your Company's sales turnover during the year 2020-2021 was at ₹ 190,058/- lac against ₹ 202,911/-

lac in the year 2019-2020. The lower sales volume and revenue was due to the lockdown imposed as a consequence of the Covid-19 pandemic. However, your Company achieved record net profit of ₹ 22,396/- lac in its 60th year of foundation as against ₹ 9,564/-lac during the previous year mainly due to the resilient team efforts and the Crude/Base oil cycle working in favour of your Company.

The year ending March 2021 has been an extremely turbulent year in the journey of every organization due to the health crisis, uncertainties and the adverse economic impact brought about by the Covid 19 pandemic. As the FY 2020-2021 started with the lockdown being declared due to the pandemic, organizations were left with extremely poor visibility on the way forward. Many organizations resorted to tough measures including salary cuts and layoffs to prepare themselves for withstanding the adverse effects of the economic uncertainty. However, your Company neither resorted to any layoffs nor any salary cuts though it was vulnerable due to the long supply chain and sharp fluctuations in Crude/Base Oils.

Your Company, like any other organisation, has been facing hardship and operational difficulties in the ongoing times of COVID-19 pandemic. Your Company did face a lot of challenges in managing its manufacturing and sales activities since the onset of the pandemic. Since your Company imports most of its base oils in bulk tankers by sea, the immediate challenge that faced once the nationwide lockdown was announced in March 2020, was to unload these ships without incurring the huge demurrage that could have resulted if the ships were detained at Mumbai Port. Your Company operation teams however rose to the challenge and managed to successfully overcome all difficulties and unload the various ships that arrived during the lockdown. As Industry specific relaxations were announced by the Government authorities, your Company was able to resume limited operations by May 2020 and near normalcy in operations was achieved by July 2020. However, availability of transport, manpower and raw material inputs remained a challenge throughout this financial year.

During the year 2020-2021, your Company's Wind Power Plants situated in the states of Maharashtra, Karnataka and Tamil Nadu generated a total of 73.12 MU against 87.70 MU generated in the previous year. During the year under review, your Company did not add any new projects to its Wind Portfolio.

6. PUBLIC DEPOSITS

Your Company has not accepted any deposits from the public or its employees during the year under review.

7. PARTICULARS OF LOANS, GUARANTEES OR INVESTMENTS

Details of Loans, Guarantees and Investments covered under the provisions of Section 186 of the Companies Act, 2013 ("the Act") are given in the notes to the Financial Statements.

8. CORPORATE GOVERNANCE

Corporate Governance Report along with a Certificate from the Secretarial Auditors of your Company regarding compliance of the conditions of Corporate Governance pursuant to requirements as stipulated by Securities and Exchange Board of India (Listing Obligations and Disclosure Requirements) Regulations, 2015 is annexed hereto and forms part of this Report.

9. DIRECTORS

As per provisions of Section 152 of the Companies Act, 2013, Mr. Suhas M. Dixit (DIN: 02359138), Director of the Company retires by rotation at the ensuing Annual General Meeting ("AGM") of your Company and being eligible offers himself for re-appointment.

Board of your Company in its meeting held on 9th August, 2021, re-appointed Mr. Suhas M. Dixit (DIN: 02359138) as the Whole-time Director w.e.f. 1st October, 2021 upto 30th September, 2022 as recommended by Nomination & Remuneration Committee, subject to your approval at the ensuing Annual General Meeting.

Board of your Company in its meeting held on 9th August, 2021, also re-appointed Mr. Siddharth G. Mehra (DIN: 06454215) as the Whole-time Director w.e.f. 1st October, 2021 upto 30th September, 2026 as recommended by Nomination & Remuneration Committee, subject to your approval at the ensuing Annual General Meeting.

The Nomination & Remuneration Committee and Board of your Company in their respective meetings held on 9th August, 2021, have recommended re-appointment of Mr. Ravindra Pisharody (DIN: 01875848) as Independent Director w.e.f. 1st January, 2022 upto 31st December, 2026, subject to your approval at the ensuing Annual General Meeting.

The Nomination & Remuneration Committee and Board of your Company in their respective meetings held on 9th August, 2021, have recommended re-appointment of Mr. Hariharan Sunder (DIN: 00020583) as Independent Director w.e.f. 1st April, 2022 upto 31st March, 2027, subject to your approval at the ensuing Annual General Meeting.

Profiles of Mr. Suhas M. Dixit, Mr. Siddharth G. Mehra, Mr. Ravindra Pisharody and Mr. Hariharan Sunder have been detailed below Explanatory Statement annexed to the Notice of the ensuing Annual General Meeting. Your Directors recommend re-appointments of Mr. Suhas M. Dixit and Mr. Siddharth G. Mehra as the Whole-time Directors and Mr. Ravindra Pisharody and Mr. Hariharan Sunder as the Independent Directors of your Company.

Your Company has received declarations from all the Independent Directors of your Company confirming that they meet with the criteria of Independence as prescribed under the Act and SEBI (Listing Obligations and Disclosure Requirements) Regulations, 2015.

10. ACQUISITION OF EQUITY SHARES OF SAVITA POLYMERS LIMITED

Based on the recommendation of the Audit Committee, Board of Directors of your Company in its meeting held on 20th July, 2021 decided to acquire equity shares of Savita Polymers Limited ("SPL"), thereby making it a wholly owned subsidiary of the Company, subject to approval of the Members, lenders and related Government and Non-Government Authorities. Your Company has fixed 27th August, 2021 as the date of the Extra-Ordinary General Meeting for seeking Members' approval to the said acquisition. Your Company has also approached its bankers for their consent to the said acquisition of Savita Polymers Limited.

Your Board of Directors feels that acquisition of Savita Polymers Limited shall complement your Company's business in serving critical end user industries, add value-added products to its portfolio, add one more manufacturing facility to its existing 3 plants and bring about operational synergies and efficiencies at multiple levels amongst various other benefits to your Company.

Accordingly, the Board feels that post the proposed acquisition of SPL, it would be advisable to merge SPL into your Company at an appropriate future date. To bring about scope and synergy and to encapsulate the objects of SPL in the Memorandum of Association

of your Company, which in any case would be necessary post the proposed merger of SPL into the Company, the Board finds it advisable to introduce additionally the Objects Clauses as proposed at Item No.9 of the Notice of 60th AGM of your Company.

11. KEY MANAGERIAL PERSONNEL

During the year under review, Mr. Gautam N. Mehra, Managing Director of your Company, Mr. Suhas M. Dixit, Chief Financial Officer & Director, Mr. Siddharth G. Mehra, Whole-time Director and Mr. Uday C. Rege, Company Secretary and Executive VP – Legal continued to be the Key Managerial Personnel of your Company.

12. BOARD COMMITTEES

All decisions pertaining to the constitution of Committees, appointment of Members and fixing of terms of reference/role of the Committees are taken by the Board of Directors of your Company.

Details of the role and composition of the Committees of the Company, including the number of meetings held during the financial year and attendance at meetings, are provided in the Corporate Governance Section of the Annual Report.

13. NUMBER OF MEETINGS

The Board of Directors of your Company met 5 times during FY 2020-2021. The Board Meetings were held on 10th July, 2020, 18th August, 2020, 27th October, 2020, 4th February, 2021 and 19th February, 2021. The maximum time gap between any two consecutive meetings did not exceed one hundred and twenty days.

Audit Committee of your Company met four times on 10th July, 2020, 18th August, 2020, 27th October, 2020 and 4th February, 2021 during the FY 2020-2021.

Stakeholders' Relationship Committee of your Company met three times on 18th August, 2020, 27th October, 2020 and 4th February, 2021 during the FY 2020-2021.

Nomination and Remuneration Committee of your Company met two times on 18th August, 2020 and 27th October, 2020 during the FY 2020-2021.

Risk Management Committee of your Company met one time on 18th August, 2020 during the FY 2020-2021.

CSR Committee of your Company met two times on 18th August, 2020 and 4th February, 2021 during the FY 2020-2021.

14. DIRECTORS' RESPONSIBILITY STATEMENT

In accordance with the provisions of Section 134 (5) of the Companies Act, 2013, your Directors confirm that:

- a) in the preparation of the annual accounts, the applicable accounting standards have been followed along with proper explanation relating to material departures, if any.
- b) the selected accounting policies were applied consistently and the Directors made judgments and estimates that are reasonable and prudent so as to give a true and fair view of the state of affairs of your Company as at March 31, 2021 and of statement of profit and loss of your Company for the year ended on that date.
- c) proper and sufficient care has been taken for the maintenance of adequate accounting records in accordance with the provisions of the Companies Act, 2013 for safeguarding the assets of your Company and for preventing and detecting fraud and other irregularities.
- d) the annual accounts have been prepared on a going concern basis.
- e) the internal financial controls have been laid down to be followed by your Company and such controls are adequate and are operating effectively.
- f) proper systems to ensure compliance with the provisions of all applicable laws have been devised and such systems are adequate and are operating effectively.

15. PERFORMANCE EVALUATION

Pursuant to the provisions of Section 134 (3) (p), 149 (8) and Schedule IV of the Companies Act, 2013 and relevant provisions of SEBI (Listing Obligations and Disclosure Requirements) Regulations, 2015, annual performance evaluation of the Directors as well as of the Audit Committee, Nomination and Remuneration Committee, Stakeholders' Relationship Committee and the performance evaluation of the Independent Directors could not be undertaken by your Company for the FY 2020-2021 due to COVID-19 inflicted lockdown. Similarly, the performance evaluation of the Chairman and Non-Independent Directors for the FY 2020-2021 also could not be carried out separately by the Independent Directors due to lockdown.

16. INDEPENDENT DIRECTORS' MEETING

During the year under review, the Independent Directors of your Company could not meet due to lockdown, inter alia, to discuss:

- i) Evaluation of performance of Non-Independent Directors and the Board of Directors of your Company as a whole.
- ii) Evaluation of performance of the Chairman of your Company, taking into views of Executive and Non-Executive Directors.
- iii) Evaluation of the quality, content and timelines of flow of information between the Management and the Board that is necessary for the Board to effectively and reasonably perform its duties.

17. MANAGERIAL REMUNERATION

The information required under Rule 5 (1) of the Companies (Appointment and Remuneration of Managerial Personnel) Rules, 2014 is provided as a separate annexure. The information as required under Rule 5 (2) of the Companies (Appointment and Remuneration of Managerial Personnel) Rules, 2014 will be provided upon request by any member of your Company. In terms of Section 136 (1) of the Companies Act, 2013, the Report and the Accounts are being sent to the Members excluding the aforesaid Annexure. Any member interested in obtaining copy of the same may write to the Company Secretary at the Registered Office of your Company.

18. NOMINATION AND REMUNERATION POLICY

The Nomination and Remuneration Policy recommended by the Nomination and Remuneration Committee and approved by the Board of Directors of your Company in its Meeting held on 29th May, 2014 continues to be adopted by your Company. The Remuneration Policy of your Company is attached to this Report as a separate annexure and the same can be accessed by clicking on the weblink <http://www.savita.com/about/remuneration-policy.php>.

19. CSR POLICY

The Corporate Social Responsibility Policy recommended by the CSR Committee and approved by the Board of Directors of your Company in its Meeting held on 29th May, 2014 continues to be adopted by your Company. The same can be accessed by clicking on the weblink <http://www.savita.com/about/corporate-social-responsibility.php>.

The disclosure relating to the amount spent on Corporate Social Responsibility activities for the financial year ended 31st March, 2021 is attached to this Report as a separate annexure.

20. LISTING AND OTHER REGULATORY ORDERS AGAINST YOUR COMPANY, IF ANY

Your Company's shares continue to be listed on BSE Limited and National Stock Exchange of India Limited. The Listing Fees to these two Stock Exchanges for the FY 2021-2022 have been paid by your Company on time.

There were no significant or material orders passed by any of the regulators or courts or tribunals impacting the going concern status and your Company's operations in future.

21. TRANSFER TO INVESTOR EDUCATION AND PROTECTION FUND

During the year, your Company has transferred ₹15.73 lac towards unclaimed Dividend as against ₹12.54 lac towards unclaimed Dividend in the previous year to the Investor Education and Protection Fund, which amount was due and payable for the FY 2012-2013 and remained unclaimed and unpaid for a period of 7 years, as provided in Section 125 of the Companies Act, 2013.

Your Company has intimated to the shareholders who had not claimed dividends for the past 7 years to claim the dividends forthwith failing which their shares would stand transferred to the IEPF Authority after 12th October, 2021.

22. KEY FINANCIAL RATIOS

Key Financial Ratios for the financial year ended 31st March, 2021, are provided in the Management Discussion and Analysis Report which is annexed hereto and forms a part of the Board's Report.

23. STATUTORY AUDITORS

The Members of your Company, at the 56th Annual General Meeting held on 29th September, 2017 had approved the appointment of G. D. Apte & Co., Chartered Accountants, Mumbai, (Registration No.100515W) as the Statutory Auditors of your Company, to hold office from the conclusion of that AGM until the conclusion of the 61st Annual General Meeting.

24. AUDITORS' REPORT

The Auditors' Report to the Members on the Accounts of your Company for the financial year ended 31st March, 2021 is attached to this Report and does not contain any qualification, reservation or adverse remark. No fraud has been reported by the Auditors to the Audit Committee or Board.

25. SECRETARIAL AUDIT REPORT

Secretarial Audit for the FY 2020-2021 was conducted by MP & Associates, Company Secretaries in Practice in accordance with the provisions of Section 204 of the Companies Act, 2013. The Secretarial Audit Report is attached as a separate annexure to this Report and does not contain any qualification, reservation or adverse remark. The Company has complied with the applicable provisions of Secretarial Standards.

26. COST AUDIT

In compliance with the provisions of Section 148 of the Companies Act, 2013, the Board of Directors of your Company at its meeting held on 28th June, 2021 has appointed Kale & Associates, Cost Accountants as Cost Auditors of your Company for the FY 2021-2022. In terms of the provisions of Section 148(3) of the Companies Act, 2013 read with Rule 14(a)(ii) of The Companies (Audit and Auditors) Rules, 2014, the remuneration of the Cost Auditors has to be ratified by the Members. Accordingly, necessary resolution is proposed at the ensuing Annual General Meeting for ratification of the remuneration payable to the Cost Auditors for the FY 2021-2022. The Company has prepared and maintained the cost records as specified by the Central Government under Section 148(1) of the Act.

27. RISK MANAGEMENT

In accordance with the provisions of SEBI (Listing Obligations and Disclosure Requirements) Regulations, 2015, your Company has Risk Management Committee in operation to oversee the Risk Management of your Company in line with your Company's Risk Framework and a detailed Policy to cover risk assessments, identification of various significant risks and mitigation plans to address the identified risks. Your Company's Risk Management Policy continues to be displayed on the website www.savita.com of your Company.

28. INTERNAL CONTROL SYSTEMS AND THEIR ADEQUACY

Your Company's internal control systems are in line with size, scale and complexity of its operations. The Audit Committee has been vigilant and supervises the scope and authority of the Internal Audit function in your Company as a continuing exercise. Your Company also hires services of external agency for periodically carrying out internal audit in areas identified by the Audit Committee from time to time, as is prescribed under the law.

Such internal audit reports are considered at each of the Audit Committee Meetings where significant audit observations are discussed in detail and action plans narrating corrective actions are then suggested to be taken thereon by the concerned departments. The actions taken are reviewed by the Audit Committee at their subsequent meetings.

29. VIGIL MECHANISM

Your Company has a vigil mechanism policy to deal with instances of fraud and mismanagement, if any. The Whistle Blower Policy framed for the purpose is uploaded on the website www.savita.com of your Company.

30. DIVIDEND DISTRIBUTION POLICY

In accordance with the provisions Regulation 43A of the SEBI (Listing Obligations and Disclosure Requirements) Regulations, 2015, your Company has formulated a Dividend Distribution Policy of your Company. The Dividend Distribution Policy is uploaded on the website www.savita.com of your Company, which can be accessed by clicking on the weblink <http://www.savita.com/uploads/Dividend-Distribution-Policy.pdf>.

31. RELATED PARTY TRANSACTIONS

The Audit Committee scrutinises and approves all related party transactions attracting compliance under Section 188 and/or Regulation 23 of the SEBI (Listing Obligations and Disclosure Requirements) Regulations, 2015 before placing them for Board's approval. Prior omnibus approval of the Audit Committee is also sought for transactions which are of a foreseen and repetitive nature.

The Policy on materiality of related party transactions and dealing with related party transactions as approved by the Board of Directors of your Company is uploaded on the website www.savita.com of your Company.

The disclosures on related party transactions too are made in the Financial Statements of your Company from time to time.

32. ANNUAL RETURN

The Annual Return in prescribed Form MGT-7 is uploaded on the website www.savita.com of your Company. The same can be accessed by clicking on the weblink http://www.savita.com/investors/pdfs/DRAFT_Form_MGT_7_SOTL_2021.pdf

33. BUSINESS RESPONSIBILITY REPORT

In compliance with the relevant provisions of SEBI (Listing Obligations and Disclosure Requirements) Regulations, 2015, the Business Responsibility Report describing the initiatives taken by your Company from an environmental, social and governance perspective is attached herewith as a separate Annexure.

34. SEXUAL HARASSMENT GRIEVANCES

During the year under review, there were no grievances reported under the Sexual Harassment of Women at Workplace (Prevention, Prohibition and Redressal) Act, 2013.

35. INDUSTRIAL RELATIONS

The industrial relations continued to be peaceful and cordial during the year.

36. CONSERVATION OF ENERGY, TECHNOLOGY ABSORPTION AND FOREIGN EXCHANGE EARNINGS AND OUTGO

The information relating to the Conservation of Energy, Technology Absorption and Foreign Exchange Earnings and Outgo as required to be disclosed under the Companies (Accounts) Rules, 2014, is given as an annexure forming part of this Report.

37. MATERIAL CHANGES

There have been no material changes and commitments affecting the financial position of the Company since the close of the financial year i.e., 31st March, 2021. Further, it is hereby confirmed that there has been no change in the nature of the business of the Company.

38. ACKNOWLEDGEMENTS

Your Directors are grateful for the encouragement, support and co-operation received from all stakeholders of your Company including members, customers, suppliers, government authorities, banks and all other associates and also wish to thank them for the trust reposed in the Management. Your Directors are also grateful to all the employees for their commitment and contribution to the welfare of your Company.

For and on behalf of the Board

Mumbai
9th August, 2021

Gautam N. Mehra
Managing Director
(DIN: 00296615)

ANNEXURE TO THE DIRECTORS' REPORT

REMUNERATION POLICY OF THE COMPANY

In accordance with the provisions of Section 178 of the Companies Act, 2013 and the Rules made there under, the Nomination and Remuneration Committee ["Committee"] of Savita Oil Technologies Limited ["the Company"] was constituted on 1st February, 2014 consisting of three Independent Directors.

1. OBJECTIVE

This policy has been formulated in compliance with Section 178 of the Companies Act, 2013 read along with the applicable Rules thereto and Clause 49 under the Listing Agreement.

2. EFFECTIVE DATE

This Policy is effective from 1st February, 2014.

3. SCOPE

This policy is applicable to Directors and Senior Personnel of the Company.

4. DEFINITIONS

4.1. Act means the Companies Act, 2013 and Rules framed there under, as amended from time to time.

4.2. Board means Board of Directors of the Company.

4.3. Directors mean Directors of the Company.

4.4. Key Managerial Personnel mean -

1. Managing Director
2. Whole-time Director
3. Chief Financial Officer
4. Company Secretary

4.5. Senior Management means personnel of the Company who are Members of its core management team excluding the Board of Directors. This would also include all Members of management one level below the executive directors including all functional heads. Senior Management in the Company means and includes the Presidents heading different functions in the Company.

5. ROLE OF THE COMMITTEE

- a) To formulate criteria for identifying Directors and Senior Management employees of the Company.
- b) To recommend to the Board in relation to appointment and removal of Directors and Senior Management.
- c) To formulate criteria for evaluation of Independent Directors on the Board.

- d) To carry out evaluation of the performance of the Directors on the Board.
- e) To formulate and recommend to the Board a policy relating to the remuneration payable to Directors, Key Managerial Personnel and Senior Management employees covered under Clause 4.5.
- f) To ensure that level and composition of remuneration is reasonable and sufficient to attract, retain and motivate Directors of the quality required to run the Company successfully.
- g) To ensure that the relationship of remuneration to performance is clear and meets appropriate performance benchmarks; and
- h) To ensure that remuneration to Directors, Key Managerial Personnel and Senior Management involves a balance between fixed and variable performance linked payout (PLP) reflecting short and long term performance objectives appropriate to the working of the Company and its goals.
- i) To devise a policy on Board diversity.

6. POLICY RELATING TO THE REMUNERATION FOR DIRECTORS, KEY MANAGERIAL PERSONNEL (KMP) AND SENIOR MANAGEMENT EMPLOYEES

6.1 General:

- a) The Committee shall ensure that the level and composition of remuneration is reasonable and sufficient to attract, retain and motivate Directors of the quality required to run the Company successfully;
- b) Moreover it shall also ensure that the relationship of remuneration to performance is clear and meets appropriate performance benchmarks;
- c) Remuneration for Directors, Key Managerial Personnel and Senior Management should involve a balance between fixed and variable pay reflecting short and long term performance objectives appropriate to the working of the Company and its goals.
- d) The remuneration payable to the Directors of a Company including Managing Director/ Whole-time Directors shall be recommended by the Committee to the Board for approval. Such remuneration payment including Commission, if any, shall be in accordance with and subject to the provisions of the Act and

approval of the Members of the Company and Central Government, wherever required, as per the provisions of the Act.

- e) In respect of Key Managerial Personnel, the remuneration as approved by the Board of Directors shall be payable to such KMPs. The annual increment to the KMPs and Senior Management shall be based on the annual appraisal and shall be determined by the Managing Director.
- f) Professional indemnity and liability insurance for Directors, Key Managerial Personnel and Senior Management not to be treated as remuneration. Provided that if such person is proved to be guilty, the premium paid on such insurance shall be treated as part of the remuneration.

6.2 Remuneration to Managing Director/Whole-time Directors:

The remuneration for the Managing Director/Whole-time Director will be governed as per the provisions of the Companies Act, 2013 and the rules framed there under from time to time.

6.3 Remuneration to Non- Executive & Independent Directors:

- a) The remuneration payable to Non-Executive & Independent Directors will be governed as per the provisions of the Companies Act, 2013 and the rules framed there under from time to time.
- b) These Directors may receive remuneration by way of fees for attending meetings of the Board or any Committee thereof, provided that the amount of such fees shall not exceed such amount as may be prescribed by the Central Government from time to time.
- c) Remuneration may be paid by way of commission within the monetary limit approved by Members, subject to the limit as per the applicable provisions of the Companies Act, 2013.
- d) Independent Directors shall not be entitled to any stock options of the Company under the Companies Act, 2013.

6.4 Remuneration to KMP and Senior Management employees:

As mentioned earlier, the remuneration as approved by the Board of Directors shall be payable to KMPs. The annual increment to the KMPs and Senior Management Personnel shall be based on the annual appraisal and shall be determined by the Managing Director.

7. DISCLOSURE OF THE POLICY

The Remuneration Policy and the Evaluation Criteria of the Committee shall be disclosed in the Board's Report forming a part of the Annual Report of the Company.

8. FREQUENCY OF MEETINGS

The meetings of the Committee could be held at such regular intervals as may be required.

9. QUORUM

Minimum two (2) Members shall constitute a quorum for the Committee meeting.

10. CHAIRMAN

In the absence of the Chairman, the Members of the Committee present at the meeting shall choose one amongst them to act as Chairman.

Chairman of the Nomination and Remuneration Committee meeting could be present at the Annual General Meeting to answer the Members' queries. However it would be upto the Chairman to nominate some other member to answer the Members' queries.

11. SECRETARY

The Company Secretary of the Company shall act as Secretary of the Committee.

12. MINUTES OF THE COMMITTEE MEETING

Proceedings of all meetings must be minuted and signed by the Chairman of the Committee and tabled at the subsequent Board and Committee meeting.

13. MISCELLEANOUS:

- (a) In respect of any policy matters relating to Senior Management (excluding KMPs), the Committee may delegate any of its powers to one or more Company representatives occupying Senior management position.
- (b) This policy shall be updated from time to time, by the Company in accordance with the amendments, if any, to the Companies Act, 2013, rules made there under, Listing Agreement or any other applicable enactment for the time being in force.

For and on behalf of the Board

Mumbai
9th August, 2021

Gautam N. Mehra
Managing Director
(DIN: 00296615)

Note: This Policy is effective from 1st February, 2014.

ANNEXURE TO THE DIRECTORS' REPORT

Report on Corporate Social Responsibility (CSR) Activities during 2020-2021

1. A BRIEF OUTLINE ON CSR POLICY OF THE COMPANY

The CSR Committee of the Company had framed the Corporate Social Responsibility Policy in FY 2014-2015 in terms of the provisions of Section 135 (1) of the Companies Act, 2013.

The Policy aims at serving the community with a focus on Education, Healthcare, Sustainable Livelihood, Infrastructure Development and efforts to bring about effective Social Change. The CSR activities proposed are more aligned with activities specified in Schedule VII of the Companies Act, 2013.

2. COMPOSITION OF THE CSR COMMITTEE

Sr. No.	Name of Director	Designation / Nature of Directorship	Number of meetings of CSR Committee held during the year	Number of meetings of CSR Committee attended during the year
1	Mr. Gautam N. Mehra	Managing Director (Chairman)	2	2
2	Mr. Suhas M. Dixit	Whole-time Director (Member)	2	2
3	Mr. Ravindra Pisharody	Independent Director (Member)	2	2

3. The web-link of Composition of CSR committee, CSR Policy and CSR projects approved by the Board are disclosed on the website of the Company

Web-link: <http://www.savita.com/about/corporate-social-responsibility.php>

4. Details of Impact assessment of CSR projects carried out in pursuance of sub-rule (3) of Rule 8 of the Companies (Corporate Social Responsibility Policy) Rules, 2014

The Company will carry out Impact Assessment of projects undertaken after January 22, 2021, as may be applicable, and will provide details of the same as part of its future reports as required pursuant to the Rule 8(3) of the Companies (Corporate Social Responsibility Policy) Rules, 2014.

5. Details of the amount available for set off in pursuance of sub-rule (3) of Rule 7 of the Companies (Corporate Social Responsibility Policy) Rules, 2014 and amount required for set off for the financial year, if any: Not Applicable

6. Average net profit of the Company as per Section 135(5) calculated for last 3 financial years (2017-18, 2018-19 and 2019-20): ₹ 14,760.80 lac

7. (a) Two percent of average net profit of the Company as per Section 135(5):

₹ 295.22 lac

(b) Surplus arising out of the CSR projects or programmes or activities of the previous financial years: Nil

(c) Amount required to be set off for the financial year: Nil

(d) Total CSR obligation for the financial year (7a+7b-7c): ₹ 295.22 lac

8. (a) CSR amount spent or unspent for the financial year:

Total Amount Spent for the Financial Year (in ₹)	Amount Unspent (in ₹)				
	Total Amount transferred to Unspent CSR Account as per Section 135(6)		Amount transferred to any fund specified under Schedule VII as per second proviso to Section 135(5)		
	Amount	Date of transfer	Name of the Fund	Amount	Date of transfer
₹ 295.63 lac	Nil	-	-	Nil	-

(b) Details of CSR amount spent against ongoing projects for the financial year:

1	2	3	4	5		6	7	8	9	10	11	
Sr. No.	Name of the Project	Item from the list of activities in Schedule VII to the Act.	Local area (Yes/No)	Location of the project		Project duration	Amount allocated for the project (in ₹)	Amount spent in the current financial Year (in ₹)	Amount transferred to Unspent CSR Account for the project as per Section 135(6) (in ₹)	Mode of Implementation - Direct (Yes/No)	Mode of Implementation - Through Implementing Agency	
				State	District						Name	CSR Registration number
NA												

(c) Details of CSR amount spent against other than ongoing projects for the financial year:

1	2	3	4	5		6	7	8	
Sr. No.	Name of the Project	Item from the list of activities in Schedule VII to the Act.	Local area (Yes/No)	Location of the project		Amount spent for the project (in ₹)	Mode of Implementation - Direct (Yes/No)	Mode of Implementation - Through Implementing Agency	
				State	District			Name	CSR Registration number
1	Covid-19 related activities	Healthcare	Yes	Maharashtra	Navi Mumbai, Thane	47,500	No	Living Guard Technologies Limited	-
2	Covid-19 relief work	Healthcare	NA	NA	NA	10,000,000	No	PM Cares Fund	-
3	New Library set Up in Government School	Education	Yes	-	Silvassa, Dadra and Nagar Haveli and Daman and Diu	180,000	No	-	-
4	Road Safety Campaign	Healthcare	Yes	Maharashtra	Navi Mumbai, Thane	15,000	No	Chintamani Arts	-
5	Construction of Modular Operation Theatre with Equipment (Bhakti Vedanta Hospital & Research Institute)	Healthcare	Yes	Maharashtra	Mumbai	10,000,000	No	Shri Chaitanya Seva Trust	CSR00001017
6	Mid-Day Meal Programme	Healthcare	Yes	-	Silvassa, Dadra and Nagar Haveli and Daman and Diu	7,800,000	No	Akshay Patra Foundation	CSR00000286
7	Vocational Training	Education	Yes	Maharashtra	Mumbai	1,500,000	No	Deeds Public Charitable Trust	CSR00000703
8	Vocational Training	Education	Yes	Maharashtra	Mumbai	20,000	No	National Society For The Blind	CSR00003584
TOTAL						29,562,500			

- (d) Amount spent in Administrative Overheads: Nil
- (e) Amount spent on Impact Assessment, if applicable: Not Applicable
- (f) Total amount spent for the Financial Year (8b+8c+8d+8e): ₹ 295.63 lac
- (g) Excess amount for set off, if any:

Sr. No.	Particulars	Amount (in ₹)
(i)	Two percent of average net profit of the Company as per Section 135(5)	₹ 295.22 lac
(ii)	Total amount spent for the Financial Year	₹ 295.63 lac
(iii)	Excess amount spent for the financial year [(ii)-(i)]	₹ 41,000/-
(iv)	Surplus arising out of the CSR projects or programmes or activities of the previous financial years, if any	Nil
(v)	Amount available for set off in succeeding financial years [(iii)-(iv)]	₹ 41,000/-

9. (a) Details of Unspent CSR amount for the preceding three financial years:

1	2	3	4	5			6
Sr. No.	Preceding Financial Year	Amount transferred to Unspent CSR Account under Section 135 (6) (in ₹)	Amount spent in the reporting Financial Year (in ₹)	Amount transferred to any fund specified under Schedule VII as per Section 135(6), if any			Amount remaining to be spent in succeeding financial years (in ₹)
				Name of the Fund	Amount (in ₹)	Date of transfer	
NA							

- (b) Details of CSR amount spent in the financial year for ongoing projects of the preceding financial year(s)

1	2	3	4	5	6	7	8	9
Sr. No.	Project ID	Name of the Project	Financial Year in which the project was commenced	Project duration	Total amount allocated for the project (in ₹)	Amount spent on the project in the reporting Financial Year (in ₹)	Cumulative amount spent at the end of reporting Financial Year (in ₹)	Status of the project - Completed /Ongoing
NA								

10. In case of creation or acquisition of capital asset, furnish the details relating to the asset so created or acquired through CSR spent in the financial year (asset-wise details): Nil

- (a) Date of creation or acquisition of the capital asset(s): Nil
- (b) Amount of CSR spent for creation or acquisition of capital asset: Nil
- (c) Details of the entity or public authority or beneficiary under whose name such capital asset is registered, their address etc.: Nil
- (d) Provide details of the capital asset(s) created or acquired (including complete address and location of the capital asset): Nil

11. Specify the reason(s), if the Company has failed to spend two per cent of the average net profit as per Section 135(5)
 The Company has spent requisite amount on CSR Projects as per Section 135(5) during the year.

Mumbai
 9th August, 2021

Gautam N. Mehra
 Managing Director and
 CSR Committee Chairman
 (DIN: 00296615)

ANNEXURE TO THE DIRECTORS' REPORT

Information pertaining to remuneration to Managerial Personnel

Information pursuant to Section 197 of the Companies Act, 2013 read with Rule 5 of The Companies (Appointment and Remuneration of Managerial Personnel) Rules, 2014 and forming part of the Directors' Report for the year ended 31st March, 2021:

	Name of Employee	Age	Designation	Gross Remuneration (in Rupees)	Qualification	Exp. (in years)	Date of joining	Previous Employment/ Position held
1	Mr. Gautam N. Mehra	60	Managing Director	36,093,007	B.E. (Chem), M.B.A., Univ. of California (Berkeley)	38	1.12.1983	Marketing Executive – Mehra Trading & Investment Company Pvt. Ltd.

Notes:

- Remuneration includes basic salary, allowances, commission paid, Company's contribution to Provident Fund and other perquisites valued in accordance with the Income Tax Rules, 1961.
- The Company has contributed an appropriate amount to the Gratuity Fund on actuarial valuation. As the employee-wise break-up of contribution is not available, the same is not included above.
- Experience includes number of years' service elsewhere.
- The nature of employment is contractual and is governed by the rules and regulations of the Company in force from time to time.
- Information regarding remuneration and particulars of other employees of the Company will be available for inspection by the Members at the Registered office of the Company during business hours on working days upto the date of the ensuing Annual General Meeting of your Company, subject to lockdown restrictions. If any Member is interested in obtaining a copy thereof, such Member may write to the Company Secretary, where upon, a copy would be sent.

For and on behalf of the Board

Mumbai
9th August, 2021

Gautam N. Mehra
Managing Director
(DIN: 00296615)

ANNEXURE TO THE DIRECTORS' REPORT

Details pertaining to remuneration as required under Section 197 (12) of the Companies Act, 2013 read with Rule 5 (1) of The Companies (Appointment and Remuneration of Managerial Personnel) Rules, 2014 and forming part of the Directors' Report for the year ended 31st March, 2021

- i) The percentage increase in remuneration of each Director, Chief Financial Officer and Company Secretary during the financial year 2020-2021, ratio of the remuneration of each Director to the median remuneration of the employees of your Company for the financial year 2020-2021 and the comparison of remuneration of each Key Managerial Personnel (KMP) against the performance of your Company are as under:

No.	Name of Director/KMP and Designation	% increase/ decrease (-) in Remuneration in the Financial Year 2020-2021	Ratio of remuneration of each Director / to median remuneration of employees	Comparison of the Remuneration of the KMP against the performance of the Company
1	Mr. Gautam N. Mehra (Managing Director)	53.39	74.36:1	
2	Mr. Siddharth G. Mehra (Whole-time Director)	7.45	9.11:1	
3	Mr. Suhas M. Dixit (Whole-time Director & Chief Financial Officer)	-0.07	16.79:1	
4	Mrs. Meghana C. Dalal (Independent Director)	40.43	0.94:1	Net sales decreased marginally. There was record Net Profit of ₹ 22,396 lac
5	Mr. Ravindra Pisharody (Independent Director)	48.94	0.99:1	
6	Mr. Hariharan Sunder (Independent Director)	160.71	0.71:1	
7	Mr. Uday C. Rege (Company Secretary & EVP – Legal)	9.44	NA	

- ii) The median remuneration of employees of your Company during the financial year was ₹ 705,221/-.
- (iii) In the financial year, there was an increase of 5.63% in the median remuneration of employees.
- iv) There were 451 permanent employees on the rolls of your Company as on March 31, 2021.
- v) Relationship between average increase in remuneration and Company performance: - Net sales marginally decreased in value terms with net profit of ₹ 22,396 lac and the increase in median remuneration was 5.63%.
- vi) Comparison of Remuneration of the Key Managerial Personnel against the performance of your Company:-
The total remuneration of Key Managerial Personnel increased by 32.41% from ₹ 626.94 lac in 2019-2020 to ₹ 830.14 lac in 2020-2021. The Company in 2020-2021 made a net profit of ₹ 22,396 lac (against ₹ 9,564 lac in 2019-2020).
- vii) a) Variations in the market capitalisation of your Company:
The market capitalisation as on 31st March, 2021 was ₹ 1,350 crore (₹ 906.04 crore as on 31st March, 2020).
- b) Price Earnings ratio of your Company as at 31st March, 2021 was 6.03 and was 9.47 as at 31st March, 2020.
- c) Percentage increase / decrease in the market quotations of the shares of your Company as compared to the rate at which your Company came out with the last public offer in the year:-

The Company had come out with initial public offer (IPO) in 1994. The share price of the Company first listed on BSE in October 1994 was ₹ 240 per share of the face value of ₹ 10/- per share. Share price of the Company quoted on BSE on 31st March, 2021 was ₹ 977.40. Increase in the Net-worth of the Company was 25.66% as compared to the previous year.

viii) Average percentage increase made in the salaries of employees other than the managerial personnel in the last financial year i.e. 2020-2021 was 7.92% and the increase in the remuneration of Directors, KMPs and senior managerial personnel for the same financial year was 32.41%.

ix) The key parameters for the variable component of remuneration availed are considered by the Board of Directors based on the recommendations of the Nomination and Remuneration Committee as per the

Remuneration Policy for Directors, Key Managerial Personnel and other Employees.

x) The ratio of the remuneration of the highest paid Director to that of the employees who are not directors but received remuneration in excess of the highest paid Director during the year – Not Applicable; and

xi) Remuneration paid is as per the Remuneration Policy for Directors, Key Managerial Personnel and other Employees.

For and on behalf of the Board

Mumbai
9th August, 2021

Gautam N. Mehra
Managing Director
(DIN: 00296615)

ANNEXURE TO THE DIRECTORS' REPORT

Particulars under the Companies (Accounts) Rules, 2014

A. CONSERVATION OF ENERGY:

a) Energy Conservation Measures Taken:

- Bubble Jet Air Mixing System for blending installed in Oil-35 and Oil-36 at Turbhe Unit.
- Pump Nos. 215, 216 & 217 with capacity of 18.5 KW replaced with 2.2 KW at Turbhe Unit.
- Pump motors of Oil 507, 508, P-7 & P-10 with efficiency of 80% changed with higher efficiency motors of 92% at Turbhe Unit.
- Stopped 500KVA DG operation with production planning during the power grid failure at Silli Unit.
- Commissioned VFD in blending kettle no. BK4202 & Coolant finished product tank at Kharadpada Unit.
- Installed and commissioned Roof Top Solar Unit:
 - Silli Unit- 25 KW installed and commissioned.
 - Kharadpada Unit- 20 KW installed and commissioned.
- Replaced diesel operated forklift with battery operated forklift (Electrical).
- Replacement of Old Conventional Lamps with LED efficient Lights in plants.

b) Impact of Above Measures:

- Installation of bubble jet air mixing system reduced blending time which in return reduced electrical unit consumption at Turbhe Unit.
- Replacement of Pumps will result in saving of 17604 KWH per year at Turbhe Unit.
- By discontinuing 500 KVA DG, saved Diesel consumption by 11,249 litres per year at Silli Unit.
- Solar Energy Generated by installing roof top solar unit.
- Savings in Diesel consumption by replacement of Diesel operated forklift.
- Energy saving due to replacement of Old Conventional Lamps with LED efficient Lights.

c) Additional Investments and Proposal for Reduction in Consumption of Energy

- Replacement of conventional lamps with energy-efficient LED Lights at Turbhe Unit.
- Plan to replace high energy consumption motors with new energy-efficient pump motors at Turbhe Unit.
- Planning to conduct energy audit through Third Party at Turbhe Unit.
- Replacement of high wattage conventional fittings with low wattage energy efficient LED Fittings in Warehouse, Process Plant & TankFarm area at Silli Unit.
- Replacement of diesel forklift with battery operated forklifts at Silli and Kharadpada Units.
- Replacement of high wattage CFL fittings with low wattage energy efficient LED Fittings in Quality Control Laboratory in order to reduce electrical unit consumption at Kharadpada Unit.

d) Total Energy Consumption and Energy Consumption per Unit of Production

Form 'A' enclosed.

B. TECHNOLOGY ABSORPTION

Efforts made for technology absorption are detailed in Form 'B'.

C. ACTIVITIES RELATING TO EXPORTS

Your Company's value of Export Sales (FOB Value) stood at ₹ 262.50 crore against last year's figure of ₹ 306.05 crore, drop largely driven by strict lockdown inflicted during the COVID period April-May 2021, where all supply chains were severely disrupted. This affected your Company's exports during the Q1 of FY 2020-2021.

The Headwinds of sharp feedstock prices falling coupled with lockdowns in consuming countries did affect the realizations and shipment post Q1 of FY 2020-2021 as well. The Q3 of FY 2020-2021 saw a good recovery and during the rest of the FY, your Company was able to get back most of the lost sales due to pent up demand. However, Q4 of

FY 2020-2021 was again low with consumption at consuming locations affected and supply chain again being affected due to severe shortage of containers; sailing vessels and demand. However, your Company's efforts to look for new accounts and opportunities in new territories/market segments shall continue unabated.

D. TOTAL FOREIGN EXCHANGE USED AND EARNED

	₹ in lac
(i) CIF Value of Imports	150,443.96
(ii) Expenditure in Foreign Currency	209.99
(iii) Foreign Exchange earned	28,084.75

E. PARTICULARS OF EMPLOYEES

Information pursuant to Section 197 of the Companies Act, 2013 read with Rule 5 of The Companies (Appointment and Remuneration of Managerial Personnel) Rules, 2014 and forming part of the Directors' Report for the year ended 31st March, 2021 has been annexed separately.

For and on behalf of the Board

Mumbai
9th August, 2021

Gautam N. Mehra
Managing Director
(DIN: 00296615)

FORM - A
DISCLOSURE OF PARTICULARS WITH RESPECT TO CONSERVATION OF ENERGY
A. POWER AND FUEL CONSUMPTION

PARTICULARS	2020-2021	2019-2020
1. Electricity		
a. Purchased units (million)	2.256	2.671
Total amount (₹ in lacs)	196.70	214.24
Average rate/unit (₹)	8.72	8.02
b. Own Generation		
i) Through Diesel Generation	40069	72070
Units per litre of diesel oil	3.31	3.22
Average rate/unit (₹)	22.74	20.74
ii) Through Steam Turbine Generators	-	-
iii) Through Wind Turbines	-	-
Units (million)	-	-
Total amount (₹ in lacs)	-	-
Average rate/unit (₹)	-	-
2. Coal	-	-
3. Furnace Oil		
Quantity (KL)	-	-
Total amount (₹ in lacs)	-	-
Average rate/unit (₹)	-	-
4. Others	-	-

B. CONSUMPTION PER UNIT OF PRODUCTION

Particulars	Year	Transformer Oil	Liquid Paraffins	Lubricating Oils	Others
Electricity (KWH)	2020-2021	4	12	6	4
	2019-2020	4	13	7	4
Furnace Oil (in litres)	2020-2021	-	-	-	-
	2019-2020	-	-	-	-

For and on behalf of the Board

 Mumbai
 9th August, 2021

Gautam N. Mehra
 Managing Director
 (DIN: 00296615)

FORM – B**DISCLOSURE OF PARTICULARS WITH RESPECT TO TECHNOLOGY ABSORPTION****RESEARCH AND DEVELOPMENT****1. SPECIFIC AREAS IN WHICH R & D CARRIED OUT**

Your Company's R&D continued to focus on developing new products and variants for your Company's range of Lubricating Oils, White Oils and Transformer Oils. In addition, R&D continued to support Key Customers for condition monitoring of Lubricating Oils and Transformer Oils. Some of the new products that your R&D developed are -

- Heavy Duty Diesel Engine Oil meeting API CK-4 & Cummins 20086 spec for the new generation BS VI vehicles;
- Engine oil meeting TREM Stage-IV Emission norms for Tractors which will come in force from October 2021;
- Engine Oil meeting CEV-IV Emission norms for Construction Equipment Vehicles effective from April 2021;
- Developed Jellies based on Natural Ingredients.

2. BENEFITS DERIVED

Due to adoption of new technology & lubricants meeting latest specifications, your Company could add to the product range of existing OEM's as well as add new customers. With expansion of the product offering in white oil segment, your Company was able to add new customers in both domestic as well as international markets.

3. FUTURE PLAN OF ACTION

Your Company continues to work on adding more synthetic lubricant products to its range which have better fuel efficiency. Sustainability is a key factor in your Company's endeavour to introduce products that are more bio-degradable and environmentally friendly.

Several new product development projects are in the pipeline which should enhance the product portfolio of your Company in the years to come.

4. EXPENDITURE ON RESEARCH AND DEVELOPMENT

	₹ in lac
a) Capital	2.15
b) Recurring	183.81
Total	185.96
Total R & D expenditure as % of turnover	0.10%

5. TECHNOLOGY ABSORPTION :

In addition to the development of new products, your Company's R&D also represents it on many national and International Forums like -

- B.I.S. (Bureau of Indian Standards);
- IEC Committee (TX10/MT38) where it is a member for revising the IEC 60296 standard on mineral transformer Oil (IEC stands for International Electro technical Commission, headquartered in Geneva);
- Cigre Technical Committee where it is a guest member for developing D 1.70 on functional properties of modern insulating liquids for transformers and similar electrical equipment.

For and on behalf of the Board

Mumbai
9th August, 2021

Gautam N. Mehra
Managing Director
(DIN: 00296615)

FORM NO. AOC -2

Pursuant to clause (h) of sub-section (3) of Section 134 of the Act and Rule 8 (2) of the Companies (Accounts) Rules, 2014

Form for Disclosure of particulars of contracts/arrangements entered into by the Company with related parties referred to in sub section (1) of Section 188 of the Companies Act, 2013 including certain arms' length transactions under third proviso thereto.

1. DETAILS OF CONTRACTS OR ARRANGEMENTS OR TRANSACTIONS NOT AT ARMS' LENGTH BASIS:

Sr. No.	Particulars	Details
a)	Name(s) of the related party & nature of relationship	
b)	Nature of contracts/arrangements/transactions	
c)	Duration of the contracts/arrangements/transactions	
d)	Salient terms of the contracts or arrangements or transactions including the value, if any	
e)	Justification for entering into such contracts or arrangements or transactions	NIL
f)	Date of approval by the Board	
g)	Amount paid as advances, if any	
h)	Date on which the special resolution was passed in General Meeting as required under first proviso to Section 188	

2. DETAILS OF CONTRACTS OR ARRANGEMENTS OR TRANSACTIONS AT ARMS' LENGTH BASIS:

Sr. No.	Particulars	Details
a)	Name (s) of the related party & nature of relationship	1. Savita Polymers Limited 2. Savita Petro Additives Limited 3. Basant Lok Trading Co. (A Private Company) 4. Chemi Pharmex Pvt. Ltd. 5. Khatri Investments Pvt. Ltd. 6. Kurla Trading Co. Pvt. Ltd. 7. Mansukhmal Investment Pvt. Ltd. 8. Naved Investment & Trading Co. Pvt. Ltd. 9. D. C. Mehra Public Charitable Trust 10. N. K. Mehra Trust 11. NKM Grandchildren's Trust
b)	Nature of contracts/ arrangements/ transactions	1. Sale of goods 2. Purchase of goods 3. Receipt of Rent 4. Payment of Rent 5. Car parking charges 6. Donation given
c)	Duration of the contracts/ arrangements/transactions	From 01.04.2020 to 31.03.2021

Sr. No.	Particulars	Details
d)	Salient terms of the contracts or arrangements or transactions including the value, if any	<ol style="list-style-type: none"> 1. Sale of goods to <ul style="list-style-type: none"> - Savita Polymers Limited ₹ 1,075.53 lac - Chemi Pharmex Pvt. Ltd. ₹ 174.15 lac - Khatri Investments Pvt. Ltd. of ₹ 120.19 lac 2. Purchase of goods from <ul style="list-style-type: none"> - Savita Polymers Limited ₹ 396.92 lac - Chemi Pharmex Pvt. Ltd. ₹ 124.79 lac 3. Rent received from Savita Polymers Limited of ₹ 43.19 lac 4. Rent paid to Chemi Pharmex Pvt. Ltd. of ₹ 45.35 lac 5. Car parking charges paid to <ul style="list-style-type: none"> - Basant Lok Trading Co. (A Private Company) ₹ 0.15 lac - Chemi Pharmex Pvt. Ltd. ₹ 0.15 lac 6. Donation given to <ul style="list-style-type: none"> - D. C. Mehra Public Charitable Trust ₹ 55.00 lac - N. K. Mehra Trust ₹ 55.00 lac
e)	Date of approval by the Board	10 th July, 2020
f)	Amount paid as advances, if any	NIL

For and on behalf of the Board
For Savita Oil Technologies Limited

Gautam N. Mehra
Chairman & Managing Director
(DIN: 00296615)

Mumbai
9th August, 2021

FORM NO. MR-3

SECRETARIAL AUDIT REPORT

FOR THE FINANCIAL YEAR ENDED MARCH 31, 2021

[Pursuant to section 204(1) of the Companies Act, 2013 and rule No.9 of the Companies (Appointment and Remuneration of Managerial Personnel) Rules, 2014]

To,
The Members,
Savita Oil Technologies Limited

We have conducted the secretarial audit of the compliance of applicable statutory provisions and the adherence to good corporate practices by Savita Oil Technologies Limited (hereinafter called the company). Secretarial Audit was conducted in a manner that provided us a reasonable basis for evaluating the corporate conducts/statutory compliances and expressing our opinion thereon.

Based on our verification of the company's books, papers, minute books, forms and returns filed and other records maintained by the company and also the information provided by the Company, its officers, agents and authorized representatives during the conduct of secretarial audit, we hereby report that in our opinion, the company has, during the audit period covering the financial year ended on March 31, 2021 complied with the statutory provisions listed hereunder and also that the Company has proper Board-processes and compliance-mechanism in place to the extent, in the manner and subject to the reporting made hereinafter:

We have examined the books, papers, minute books, forms and returns filed and other records made available to us and maintained by Savita Oil Technologies Limited ("the Company") for the financial year ended on March 31, 2021 according to the provisions of:

- (i) The Companies Act, 2013 (the Act) and the rules made thereunder;
- (ii) The Securities Contracts (Regulation) Act, 1956 ('SCRA') and the rules made thereunder;
- (iii) The Depositories Act, 1996 and the Regulations and Bye-laws framed thereunder;
- (iv) The following Regulations and Guidelines prescribed under the Securities and Exchange Board of India Act, 1992 ('SEBI Act'):-

- i. The Securities and Exchange Board of India (Substantial Acquisition of Shares and Takeovers) Regulations, 2011;
- ii. The Securities and Exchange Board of India (Prohibition of Insider Trading) Regulations, 2015;
- iii. The Securities and Exchange Board of India (Buyback of Securities) Regulations, 2018.

We have also examined compliance with the applicable clauses of the following:

- i. Secretarial Standards with regard to meeting of Board of Directors (SS-1) and General Meetings (SS-2) issued by The Institute of Company Secretaries of India;
- ii. SEBI (Listing Obligations and Disclosure Requirements) Regulations, 2015 and the Listing Agreements entered into by the Company with BSE Limited and National Stock Exchange of India Limited.

During the period under review and as per the explanations and representations made by the management and subject to clarifications given to us, the Company has complied with the provisions of the Act, Rules, Regulations, Guidelines, Standards, etc. mentioned above.

We further report that, having regard to the compliance system prevailing in the Company and on examination of the relevant documents and records in pursuance thereof, on test-check basis, the Company has complied with the following laws applicable specifically to the Company:

- (a) The Petroleum Act, 1934 and rules made thereunder
- (b) Maharashtra Solvents, Reffinate and Slop (Licence) Order, 2007
- (c) Lubricating Oils & Greases (Processing, Supply & Distribution) Order, 1987
- (d) The Electricity Act, 2003

We further report, that there were no events/ actions in pursuance of:

- a) The Securities and Exchange Board of India (Issue of Capital and Disclosure Requirements) Regulations, 2018;
- b) The Securities and Exchange Board of India (Share Based Employee Benefits) Regulations, 2014;
- c) The Securities and Exchange Board of India (Issue and Listing of Debt Securities) Regulations, 2008;
- d) The Securities and Exchange Board of India (Delisting of Equity Shares) Regulations, 2009;
- e) The Securities and Exchange Board of India (Registrars to an Issue and Share Transfer Agents) Regulations, 1993 regarding the Companies Act and dealing with client.

We further report that:

The Board of Directors of the Company is duly constituted with proper balance of Executive Directors, Non-Executive Directors and Independent Directors. There were no changes in the composition of the Board of Directors.

Adequate notice is given to all directors to schedule the Board Meetings, agenda and detailed notes on agenda were sent at least seven days in advance, and a system exists for seeking and obtaining further information and

clarifications on the agenda items before the meeting and for meaningful participation at the meeting.

Decisions at the Board Meetings, as represented by the management, were taken unanimously as recorded in the minutes of meetings of the Board of Directors.

We further report that as represented by the Company and relied upon by us there are adequate systems and processes in the company commensurate with the size and operations of the company to monitor and ensure compliance with applicable laws, rules, regulations and guidelines.

We further report that during the audit period there were no specific events/ actions having a major bearing on the Company's affairs.

For **MP & Associates**
Company Secretaries

Manish S. Raut
Partner

Place: Thane
Date: August 16, 2021

FCS No.8962
C P No.: 10404

UDIN - F008962C000791128
Peer Review Certificate No. – 1101/2021

This report is to be read with our letter of even date which is annexed as Annexure and forms an integral part of this report.

ANNEXURE A

To,
The Members,
Savita Oil Technologies Limited

Our report of even date is to be read along with this letter.

1. Maintenance of secretarial record is the responsibility of the management of the Company. Our responsibility is to express an opinion on these secretarial records based on our audit.
2. We have followed the audit practices and processes as were appropriate to obtain reasonable assurance about the correctness of the contents of the secretarial records. The verification was done on test basis to ensure that correct facts are reflected in secretarial records. We believe that the processes and practices, we followed provide a reasonable basis for our opinion.
3. We have not verified the correctness and appropriateness of financial records and Books of Accounts of the Company.
4. Wherever required, we have obtained the Management representation about the compliance of laws, rules and regulations and happening of events etc.
5. The compliance of the provisions of Corporate and other applicable laws, rules, regulations, standards is the responsibility of Management. Our examination was limited to the verification of procedures on test basis.
6. The Secretarial Audit report is neither an assurance as to the future viability of the Company nor of the efficacy or effectiveness with which the management has conducted the affairs of the Company.

For **MP & Associates**
Company Secretaries

Manish S. Raut
Partner
FCS No.8962
C P No.: 10404

Place: Thane
Date: August 16, 2021

Note: During this challenging time of COVID 19 outbreak, this report has been undertaken to the best of our capability based on of e-verification of scans, soft copies, information, confirmations, records and documents made available to us by the Management.

CERTIFICATE OF NON-DISQUALIFICATION OF DIRECTORS

(pursuant to Regulation 34(3) and Schedule V Para C clause (10)(i) of the SEBI (Listing Obligations and Disclosure Requirements) Regulations, 2015)

To,
The Members,
Savita Oil Technologies Limited
66/67, Nariman Bhavan, Nariman Point,
Mumbai 400021

I/We have examined the relevant registers, records, forms, returns and disclosures received from the Directors of Savita Oil Technologies Limited having CIN L24100MH1961PLC012066 and having registered office at 66/67, Nariman Bhavan, Nariman Point, Mumbai 400021 (hereinafter referred to as 'the Company'), produced before me/us by the Company for the purpose of issuing this Certificate, in accordance with Regulation 34(3) read with Schedule V Para-C Sub clause 10(i) of the Securities Exchange Board of India (Listing Obligations and Disclosure Requirements) Regulations, 2015. In my/our opinion and to the best of my/our information and according to the verifications (including Directors Identification Number (DIN) status at the portal www.mca.gov.in) as considered necessary and explanations furnished to me / us by the Company & its officers, I/We hereby certify that none of the Directors on the Board of the Company as stated below for the Financial Year ending on 31st March, 2021 have been debarred or disqualified from being appointed or continuing as Directors of companies by the Securities and Exchange Board of India, Ministry of Corporate Affairs, or any such other Statutory Authority

Sr. No	Name of the Director	Director Identification Number	Date of appointment in the Company
1	Mr. Gautam Nandkishore Mehra	00296615	01/10/2009
2	Mr. Siddharth Gautam Mehra	06454215	01/07/2017
3	Mr. Hariharan Sunder	00020583	28/01/2019
4	Mrs. Meghana Chetan Dalal	00087178	31/10/2014
5	Mr. Ravindra Pisharody	01875848	01/01/2018
6	Mr. Suhas Manohar Dixit	02359138	01/07/2017

Ensuring the eligibility of the appointment / continuity of every Director on the Board is the responsibility of the management of the Company. Our responsibility is to express an opinion on these based on our verification. This certificate is neither an assurance as to the future viability of the Company nor of the efficiency or effectiveness with which the management has conducted the affairs of the Company.

For **MP & Associates**
Company Secretaries

Manish S. Raut
Partner

Mem No. F8962 COP 10404

Place: Thane
Date : August 16, 2021

UDIN: F008962C000791031
Peer Review Certificate No. – 1101/2021

Business Responsibility Report

SECTION A: GENERAL INFORMATION ABOUT THE COMPANY

1	Corporate Identity Number (CIN) of the Company	:	L24100MH1961PLC012066
2	Name of the Company	:	Savita Oil Technologies Limited
3	Registered address	:	66/67, Nariman Bhavan, Nariman Point, Mumbai 400021
4	Website	:	www.savita.com
5	E-mail id	:	legal@savitra.com
6	Financial Year reported	:	1 st April, 2020 to 31 st March, 2021
7	Sector(s) that the Company is engaged in (industrial activity code-wise)	:	Petroleum Products - NIC code : 19201 Wind Power - NIC code : 35106
8	List three key products/services that the Company manufactures/provides (as in balance sheet)	:	Petroleum Products - NIC code : 19201 Wind Power - NIC code : 35106
9	Total number of locations where business activity is undertaken by the Company	:	126
	(a) Number of International Locations (Provide details of major 5)	:	None
	(b) Number of National Locations	:	126
10	Markets served by the Company-Local/State/National/International	:	The Company serves National as well as International markets. The Company has exported its products to over 75 countries worldwide upto 31 st March, 2021.

SECTION B: FINANCIAL DETAILS OF THE COMPANY

1	Paid up Capital (INR)	:	₹ 1,407.11 lac
2	Total Turnover (INR)	:	₹ 194,414 lac
3	Total profit after taxes (INR)	:	₹ 22,396 lac
4	Total Spending on Corporate Social Responsibility (CSR) as percentage of profit after tax (%)	:	₹ 295.63 lac (1.32%)
5	List of activities in which expenditure in 4 above has been incurred:-	:	<ol style="list-style-type: none"> 1. Eradicating hunger, poverty and malnutrition, promoting health care including preventive health care and sanitation 2. Promoting gender equality, empowering women, setting up homes and hostels for women and orphans; setting up old age homes, day care centres 3. Contribution to the PM's National Relief Fund or Citizen Assistance and Relief in Emergency Situations Fund (PM CARES Fund)] 4. Promoting Education

SECTION C: OTHER DETAILS

1	Does the Company have any Subsidiary Company/ Companies?	:	No
2	Do the Subsidiary Company/Companies participate in the BR Initiatives of the parent company? If yes, then indicate the number of such subsidiary company(s)	:	No
3	Do any other entity/entities (e.g. suppliers, distributors etc.) that the Company does business with, participate in the BR initiatives of the Company? If yes, then indicate the percentage of such entity/entities? [Less than 30%, 30-60%, More than 60%]	:	No

SECTION D: BR INFORMATION**1. Details of Director/Directors responsible for BR****(a) Details of the Director/Director responsible for implementation of the BR policy/policies**

No.	Particulars	Details
1	DIN Number (if applicable)	00296615
2	Name	Gautam N. Mehra
3	Designation	Chairman & Managing Director

(b) Details of the BR head

No.	Particulars	Details
1	DIN Number (if applicable)	N.A.
2	Name	Uday C. Rege
3	Designation	Company Secretary & Executive VP - Legal
4	Telephone number	022-6624 6200
5	e-mail id	ucrege@savita.com

2. Principle-wise (as per NVGs) BR Policy/policies

The National Voluntary Guidelines (NVGs) on Social, Environment and Economic Responsibilities of Business released by the Ministry of Corporate Affairs has adopted nine areas of Business Responsibility. These briefly are as under :

Principle 1: Businesses should conduct and govern themselves with ethics, transparency and accountability

Principle 2: Businesses should provide goods and services that are safe and contribute to sustainability throughout their life cycle

Principle 3: Businesses should promote the wellbeing of all employees

Principle 4: Businesses should respect the interests of, and be responsive towards all stakeholders, especially those who are disadvantaged, vulnerable and marginalised

Principle 5: Businesses should respect and promote human rights

Principle 6: Businesses should respect, protect, and make efforts to restore the environment

Principle 7: Businesses, when engaged in influencing public and regulatory policy, should do so in a responsible manner

Principle 8: Businesses should support inclusive growth and equitable development

Principle 9: Businesses should engage with and provide value to their customers and consumers in a responsible manner

(a) Details of compliance (Reply in Y/N)

No.	Questions	P1	P2	P3	P4	P5	P6	P7	P8	P9
1	Do you have a policy/ policies for...	Y	Y	Y	Y	Y	Y	Y	Y	Y
2	Has the policy being formulated in consultation with the relevant stakeholders?	N	N	N	N	N	N	N	N	N
3	Does the policy conform to any national / international standards? If yes, specify. (50 words)	Yes, the Policy confirms to the Principles of National Voluntary Guidelines on Social, Environment & Economic Responsibilities of Business (NGVs) notified by Ministry of Corporate Affairs								
4	Has the policy being approved by the Board? Is yes, has it been signed by MD/ owner/ CEO/ appropriate Board Director.	Y	Y	Y	Y	Y	Y	Y	Y	Y
5	Does the Company have a specified committee of the Board/ Director/ Official to oversee the implementation of the policy?	Y	Y	Y	Y	Y	Y	Y	Y	Y
		The Director responsible for BR and BR Head are responsible for the implementation of the Policy.								
6	Indicate the link for the policy to be viewed online.	http://www.savita.com/policies/business-responsibility-policy.php								
7	Has the policy been formally communicated to all relevant internal and external stakeholders?	Y	Y	Y	Y	Y	Y	Y	Y	Y
8	Does the Company have in-house structure to implement the policy/ policies?	Y	Y	Y	Y	Y	Y	Y	Y	Y
9	Does the Company have a grievance redressal mechanism related to the policy/ policies to address stakeholders' grievances related to the policy/ policies?	Y	Y	Y	Y	Y	Y	Y	Y	Y
10	Has the Company carried out independent audit/ evaluation of the working of this policy by an internal or external agency?	N	N	N	N	N	N	N	N	N

- (b) If answer to the question at serial number 1 against any principle, is 'No', please explain why: (Tick up to 2 options)
Not applicable, as the Company has the Policy in place for all 9 Principles.

3. Governance related to BR

- (a) Indicate the frequency with which the Board of Directors, Committee of the Board or CEO to assess the BR performance of the Company. Within 3 months, 3-6 months, Annually, More than 1 year

The BR performance of the Company is assessed annually.

- (b) Does the Company publish a BR or a Sustainability Report? What is the hyperlink for viewing this report? How frequently it is published?

Yes. The hyperlink is as under

<http://www.savita.com/policies/business-responsibility-policy.php>

SECTION E: PRINCIPLE-WISE PERFORMANCE

Principle 1: Businesses should conduct and govern themselves with Ethics, Transparency and Accountability

As a responsible corporate citizen, the Company practices highest level of ethics and adopts integrity, fairness and transparency in its dealing with all stakeholders.

The Company believes in “Bonds Build Businesses” philosophy in all its spheres of operations and thrives to practice this theme in its day-to-day working. This is achieved by the Company through manufacturing and supplying quality products and services, maintaining excellent long term relations with the stakeholders and its robust follow up processes.

1. Does the policy relating to ethics, bribery and corruption cover only the Company? Yes/ No. Does it extend to the Group/Joint Ventures/ Suppliers/ Contractors/NGOs/Others?
 - ✓ The Company’s policy on Ethics, Transparency and Accountability along with the Code of Conduct is applicable to all the individuals associated with the Company. The Company encourages its business partners to follow the code. The policy also intends for fair dealings with customers, suppliers, contractors and other stakeholders.
2. How many stakeholder complaints have been received in the past financial year and what percentage was satisfactorily resolved by the management? If so, provide details thereof, in about 50 words or so.
 - ✓ No stakeholder complaints were received pertaining to ethics, transparency and accountability violation during the FY 2020-2021.

Principle 2: Businesses should provide goods and services that are safe and contribute to sustainability throughout their life cycle

1. List up to 3 of your products or services whose design has incorporated social or environmental concerns, risks and/or opportunities.
 - ✓ Transformer Oil
 - ✓ Lubricating Oil
 - ✓ Wind Energy
2. For each such product, provide the following details in respect of resources used(energy, water, raw material etc.) per unit of product(optional):
 - ✓ Power: The Company is proud to be the only Carbon-Positive Petroleum Specialty Company

in Asia. The Company produces green power through its wind mills set up in the states of Maharashtra, Karnataka and Tamilnadu in India.

- ✓ Fuel: The Company makes minimal use of fuels in its operations.
 - ✓ Water: The Company’s requirement for water is bare minimum and its processes do not discharge any contaminated/polluted water.
 - ✓ Raw Material: The key raw material for the Company’s product is Base Oil which is procured from reputed domestic and international suppliers.
- (a) Reduction during sourcing/production/ distribution achieved since the previous year throughout the valuechain?
 - ✓ The details are given in Annexure relating to Conservation of Energy, Technology Absorption and Foreign Exchange Earnings and Outgo of Directors’ Report for FY 2020-2021.
 - (b) Reduction during usage by consumers (energy, water) has been achieved since the previous year?
 - ✓ The details are given in Annexure relating to Conservation of Energy, Technology Absorption and Foreign Exchange Earnings and Outgo of Directors’ Report for FY 2020-2021.
 3. Does the Company have procedures in place for sustainable sourcing (including transportation)? If yes, what percentage of your inputs was sourced sustainably? Also, provide details thereof, in about 50 words or so.
 - ✓ The Company considers aspects such as safety and environment in addition to commercial considerations while selecting its suppliers. Most of the raw materials are sourced from these suppliers.
 4. Has the Company taken any steps to procure goods and services from local & small producers, including communities surrounding their place of work? If yes, what steps have been taken to improve their capacity and capability of local and small vendors?
 - ✓ The major raw materials used by the Company in manufacturing its products are of such nature, which are generally not produced by small producers. However, for all other products, the Company tries to procure from local supply chain partners which include small scale industries who meet the Company’s quality, delivery,

cost and technology expectations. Efforts are continuously made to use local service providers for availing various support services at the Company's various plants and services.

- ✓ In case of local supplies, the Company procures goods from local suppliers including Micro, Small and Medium Enterprises and materials are imported under Advance License Scheme to the extent possible. The Company also supports vendors for improving their productivity and technical capability to reduce their operation costs. Further, the Company procures goods and services like security, housekeeping, gardening, and such other services from the suppliers located near the factories of the Company. Major workforce of the Company is employed from the surroundings of the manufacturing units across all locations.

5. Does the Company have a mechanism to recycle products and waste? If yes what is the percentage of recycling of products and waste (separately as <5%, 5-10%, >10%). Also, provide details thereof, in about 50 words or so.

- ✓ The manufacturing processes of the Company do not employ recycling of its products and at the same time do not produce any significant waste.

Principle 3: Businesses should promote the wellbeing of all employees

The Company has always given prime importance to the wellbeing of its employees at all levels and existence of harmonious industrial relations within the organisation. The Company knows that employees make an organisation and its success depends upon the wellbeing of health -both mental and physical - of its employees. The Company strives towards providing the best of the work culture, work environment, equipments and resources to its employees at all times. The Company also has been taking adequate care of its employees in terms of welfare facilities provided to them. To keep the employees motivated, the Company had introduced Performance Management System in the organisation which addresses growth and promotional aspects of employees in their work areas and which has been a success over the years.

1. Please indicate the Total number of employees.
✓ 451
2. Please indicate the Total number of employees hired on temporary/contractual/casual basis.
✓ 348
3. Please indicate the Number of permanent women employees.
✓ 38

4. Please indicate the Number of permanent employees with disabilities.

- ✓ NIL

5. Do you have an employee association that is recognized by Management?

- ✓ Yes

6. What percentage of your permanent employees is members of this recognized employee association?

- ✓ 2.88%

7. Please indicate the Number of complaints relating to child labour, forced labour, involuntary labour, sexual harassment in the last financial year and pending, as at the end of the financial year -

No.	Category	No of complaints filed during the financial year	No of complaints pending as at end of the financial year
1	Child labour/ forced labour/ involuntary labour	NIL	NIL
2	Sexual harassment	NIL	NIL
3	Discriminatory employment	NIL	NIL

8. What percentage of your under mentioned employees were given safety & skill up- gradation training in the last year?

- ✓ Permanent Employees: 100%
- ✓ Permanent Women Employees: 100%
- ✓ Casual/Temporary/Contractual Employees: 100%
- ✓ Employees with Disabilities: There are no employees with disabilities

Principle 4: Businesses should respect the interests of, and be responsive towards all stakeholders, especially those who are disadvantaged, vulnerable and marginalized

The Company recognizes the interest of all communities including those of disadvantaged, vulnerable, marginalized and weaker sections of the society and proactively engages with them wherever possible. It believes that it has a responsibility to think and act beyond the interests of its shareholders to include all its stakeholders, specially interest of the weaker sections of the society.

The Company is committed to providing a safe and healthy workplace, making sure that the employees, associates and contractors return home from work safely each day. The Company is committed to ensuring zero harm to its employees, associates and contractors and the communities in which it operates.

1. Has the Company mapped its internal and external stakeholders? Yes/No
 - ✓ Yes, to the extent possible.
2. Out of the above, has the Company identified the disadvantaged, vulnerable & marginalized stakeholders.
 - ✓ Yes, the Company endeavours to identify underprivileged communities in and around its manufacturing sites to prioritise its intervention and work on to serve their needs through its well-crafted CSR Programs with the help of outside agencies working in these areas.
3. Are there any special initiatives taken by the Company to engage with the disadvantaged, vulnerable and marginalized stakeholders? If so, provide details thereof, in about 50 words or so.
 - ✓ The Company's CSR activities aim at, inter alia, healthcare, education, empowerment of women, sanitation and hygiene, etc. During the year under review, the Company has contributed towards activities relating to mid-day meals for school children, development of vocation skills for needy women and physically challenged children, medical facilities for cataract surgeries by arranging medical camps through medical entities, all aiming to engage with the disadvantaged, vulnerable and marginalized stakeholders / sections of the society.

Principle 5: Businesses should respect and promote human rights

The Company recognizes the human rights and treats others with dignity and respect. It believes that it is one's fundamental right to live with dignity and respect. The Company has adopted a Policy on Prevention of Sexual Harassment at Work Place (POSH) to provide safe and healthy work environment to its women employees by establishing guidelines to deter any sexual harassment at work and Code of Conduct for all its stakeholders.

1. Does the policy of the Company on human rights cover only the Company or extend to the Group/ JointVentures/Suppliers/Contractors/NGOs/Others?
 - ✓ The Company respects & protects the human rights of all people around and associated with it. The Company complies with applicable laws and regulations governing occupational health and safety. The Company applies principles of equal opportunity, fair treatment and zero tolerance for any form of unlawful discrimination or harassment of employees. The Company believes in continual improvement in its Integrated Management System conforming to ISO 9001, ISO 14001 & ISO 45001 and implementation of the Objective Management Program by complying with all applicable statutory and regulatory requirements. The Company expects its suppliers, contractors etc. to adhere to the principles of human rights.
2. How many stakeholder complaints have been received in the past financial year and what percent was satisfactorily resolved by the management?
 - ✓ No stakeholder complaints were received pertaining to human rights violation in FY 2020-2021.

Principle 6: Business should respect, protect, and make efforts to restore the environment

The Company is committed to prevent the wasteful use of natural resources and minimise any hazardous impact of the development, production, use and disposal of any products and services on the ecological environment. The Company has actively invested over the years in generation of green power by setting up and running wind mills in the states of Maharashtra, Karnataka and Tamilnadu. The Company is proud to be the only Carbon-Positive Petroleum Specialty Company in Asia.

1. Does the policy related to Principle 6 cover only the Company or extends to the Group/JointVentures/Suppliers/Contractors/NGOs/others.
 - ✓ The policy related to Principle 6 covers the Company and its other stakeholders to the extent possible.
2. Does the Company have strategies/ initiatives to address global environmental issues such as climate change, global warming, etc? Y/N. If yes, please give hyperlink for webpage etc.

- ✓ Yes. Please refer to Annexure to Directors' Report - Annual Report on Corporate Social Responsibility Activities and Annexure - Report on Conservation of Energy for FY 2020-2021.
3. Does the Company identify and assess potential environmental risks? Y/N
- ✓ Yes, the Company has mechanism to identify and assess potential environment risks in its various plants / units to the extent required.
4. Does the Company have any project related to Clean Development Mechanism? If so, provide details thereof, in about 50 words or so. Also, if Yes, whether any environmental compliance report is filed?
- ✓ The Company has not carried out any particular project related to clean development mechanism, as such there is no environment compliance report filed.
5. Has the Company undertaken any other initiatives on – clean technology, energy efficiency, renewable energy, etc. Y/N. If yes, please give hyperlink for web page etc.
- ✓ Yes. Please refer to Report on Conservation of Energy, Technology Absorption and Foreign Exchange Earnings and Outgo – Annexure to the Directors' Report for FY 2020-2021.
6. Are the Emissions/Waste generated by the Company within the permissible limits given by CPCB/SPCB for the financial year being reported?
- ✓ Yes, the emissions / waste generated by the Company are well within the permissible limits given by CPCB / SPCB for FY 2020-2021.
7. Number of show cause/ legal notices received from CPCB/SPCB which are pending (i.e. not resolved to satisfaction) at the end of the Financial Year.
- ✓ None.

Principle 7: Businesses, when engaged in influencing public and regulatory policy, should do so in a responsible manner. Company engages with industry bodies and associations to influence public and regulatory policy in a responsible manner and advocating best practices for the benefit of society at large.

1. Is your Company a member of any trade and chamber or association? If Yes, Name only those major ones that your business deals with:

- ✓ The Company is a member of:
 - a. Confederation of Indian Industry (CII)
 - b. Bombay Chamber of Commerce and Industry (BCCI)
 - c. Indian Merchant Chamber (IMC)
 - d. Indian Electrical & Electronics Manufacturers' Association (IEEMA)
 - e. Indian Transformer Manufacturers Association (ITMA)
 - f. Electrical Research and Development Association (ERDA)
 - g. CHEMEXCIL
 - h. Manufacturers of Petroleum Specialties Association (MOPSA)
2. Have you advocated/lobbied through above associations for the advancement or improvement of public good? Yes/No; if yes, specify the broad areas (drop box: Governance and Administration, Economic Reforms, Inclusive Development Policies, Energy security, Water, Food Security, Sustainable Business Principles, Others)
- ✓ The Company does from time to time take up issues through these associations on matters of public and industry interest.

Principle 8: Businesses should support inclusive growth and equitable development

The Company has always been engaged in creating economic well-being through employment, skill improvement and access to markets for the community it operates in. The Company considers social development as an important aspect of its operations. It has aligned its thrust areas in line with the requirements of Schedule VII to the Companies Act, 2013. To oversee implementation of various initiatives, the Company has formed a Board level Corporate Social Responsibility (CSR) Committee. Company has a process of engaging with local community to understand its concerns. The CSR interventions are carried out on a need based approach which is developed after consultations with the local communities to ensure that the activities are adopted by them.

1. Does the Company have specified programmes/ initiatives/projects in pursuit of the policy related to Principle 8? If yes, details thereof.
- ✓ The Company is committed to behave responsibly towards people, society and the

environment for inclusive growth of the society. The Company has several socio-economic projects running in various areas and are taken as per the CSR policy of the Company which includes: • Promoting healthcare including preventing healthcare. • Promoting education and special education. • Eradicating hunger and making available safe drinking water.

The details of specific CSR projects are given in Annexure to the Board's Report for FY 2020-2021.

2. Are the programmes/projects undertaken through in-house team/own foundation/external NGO/ government structures/any other organization?
 - ✓ The aforesaid projects have been carried out by the Company directly and/or through implementing agencies.
3. Have you done any impact assessment of your initiative?
 - ✓ Efforts are made to make a general assessment of impact of some of the initiatives. The CSR Committee internally performs an impact assessment of its initiatives at the end of each year to understand the efficacy of the programs and to gain insight for improving the design and delivery of future initiatives. However, no structural impact assessment is put in place at present.
4. What is your Company's direct contribution to community development projects- Amount in INR and the details of the projects undertaken?
 - ✓ During FY 2020-2021, the Company has spent ₹ 295.63 lac towards various CSR initiatives and projects. The details of the same are given in Annexure to the Board's Report for FY 2020-2021.
5. Have you taken steps to ensure that this community development initiative is successfully adopted by the community? Please explain in 50 words, or so.
 - ✓ All CSR projects and initiatives are planned with the objective of sustainable community development. The project is identified and developed as a facilitator within the CSR policy framework and presented to the CSR Committee for its review, guidance and approval. The Company works directly and through implementing agencies of the project to ensure proper and meaningful adoption of these initiatives among the target community.

Principle 9: Businesses should engage with and provide value to their customers and consumers in a responsible manner

The Company believes, preaches and practices its philosophy "Bonds build Businesses" on an on-going basis. The Company has developed long standing relations with all its stakeholders – be it suppliers, customers, bankers, financial institutions, employees, government authorities and all other associates. The Company believes that maintaining a harmonious relationship in its path is a very important excipient in achieving success and growth and leaves no stone unturned to achieve the same.

1. What percentage of customer complaints/consumer cases are pending as at the end of financial year?
 - ✓ No customer complaints are pending as on the end of FY 2020-2021.
2. Does the Company display product information on the product label, over and above what is mandated as per local laws? Yes/No/N.A. /Remarks
 - ✓ Not Applicable
3. Is there any case filed by any stakeholder against the Company regarding unfair trade practices, irresponsible advertising and/or anti-competitive behaviour during the last five years and pending as at the end of financial year? If so, provide details thereof, in about 50 words or so.
 - ✓ There is no case against the Company during last five years relating to unfair trade practices, irresponsible advertising and/or anti-competitive behaviour.
4. Did your Company carry out any consumer survey/ consumer satisfaction trends?
 - ✓ The Company believes in providing best services to its customers. Time to time, meeting(s) with customers are organized to understand their expectation and essentially to gauge our competitiveness in the business. The Company leverages its presence across the country to remain consistently in touch with the customers through its business unit and mitigate their issues promptly. Feedbacks received from customers are implemented to further enhance quality of service.

For and on behalf of the Board

Gautam N. Mehra
Managing Director
(DIN: 00296615)

Date: 9th August, 2021
Place: Mumbai

Corporate Governance

Report on Corporate Governance for the financial year 2020-2021 is as under-

1. PHILOSOPHY ON CORPORATE GOVERNANCE

The Company believes in delivering value to all its stakeholders including shareholders, customers, partners, employees and the society at large. As a responsible corporate citizen, the Company practices highest level of ethics. The Company adopts integrity, fairness and transparency in all its dealings. The Board of Directors is responsible for implementation and supervision of Corporate Governance principles of the Company.

The Company has complied with the requirements of Corporate Governance in terms of SEBI (Listing Obligations and Disclosure Requirements) Regulations, 2015 as are amended and applicable to the Company. A detailed report on the compliance with the principles of Corporate Governance as prescribed, follows.

2. BOARD OF DIRECTORS

The composition of the Board is in conformity with the provisions of the SEBI (Listing Obligations and Disclosure Requirements) Regulations, 2015 which inter alia stipulate that the Board should have an optimum combination of Executive and Non-Executive Directors with at least one Woman Director and at least 50% of the Board should consist of Independent Directors, if the Chairman of the Board is an Executive Director.

During the FY 2020-2021, the Company had 6 Directors on Board who are experienced professionals with a Managing Director heading the business, one Promoter-Executive Director, one non-Promoter Executive Director and three non-Promoter non-Executive Independent Directors. All the Directors possess the requisite qualifications and experience in general corporate management, finance, banking, insurance and other allied fields enabling them to contribute effectively in their capacity as Directors of the Company.

As mandated under SEBI (Listing Obligations and Disclosure Requirements) Regulations, 2015 the Independent Directors on the Board of the Company:

- are persons of integrity and possess relevant expertise and experience;
- are not the Promoters of the Company or its Holding, Subsidiary or Associate Company;
- are not related to Promoters or Directors of the Company, its Holding, Subsidiary or Associate Companies;
- Apart from receiving Directors remuneration and sitting fees, do not have any material pecuniary relationships or transactions with the Company, its Holding, Subsidiary or Associate Company or their Promoters or Directors, during the two immediately preceding financial years or during the current financial year;
- None of whose relatives has or had pecuniary relationship or transaction with the Company, its Holding, Subsidiary or Associate Company or their Promoters, or Directors, amounting to 2% or more of its gross turnover or total income or 50 lacs or such higher amount as prescribed, whichever is lower, during the two immediately preceding financial years or during the current financial year;
- Neither themselves nor any of their relatives hold or have held the position of a key managerial personnel or is or has been employee of the Company or its Holding, Subsidiary or Associate Company in the immediately preceding three financial years i.e. FY 2017-2018, 2018-2019 and 2019-2020;
- Are not partner(s) or executive(s) or were not partner(s) or executive(s) during the preceding three years, of any of the following:
 - i. Statutory audit firm or Company secretaries in practice or cost auditors of the Company or its Holding, Subsidiary or Associate Company;
 - ii. Legal firm(s) and consulting firm(s) that have a transaction with the Company, its Holding, Subsidiary or Associate Company amounting to 10% or more of the gross turnover of such firm;

- Are not holding together with their relatives 2% or more of the total voting power of the Company;
 - Are not the CEO or Director, by whatever name called, of any non-profit organization that receives 25% or more of its receipts from the Company, any of its Promoters, Directors or its Holding, Subsidiary or Associate Company or that holds 2% or more of the total voting power of the Company;
 - Are not material supplier(s), service provider(s) or customer(s) or lessor(s) or lessee(s) of the Company, which may affect their independence as a Director;
 - Are not less than 21 years of age.
- The details of the familiarization programme for Independent Directors has been posted on the website of the Company www.savita.com.

The composition and category of the Directors on the Board of the Company are:

Director	Category	No. of outside Directorships	No. of Directorships in outside public companies	No. of outside Committee Memberships
Mr. Gautam N. Mehra DIN: 00296615	Executive-CMD-Promoter	10	3	2
Mr. Siddharth G. Mehra DIN: 06454215	Promoter-Executive	6	1	-
Mrs. Meghana C. Dalal DIN: 00087178	Non-Promoter Non-Executive-Independent	1	-	-
Mr. Ravindra Pisharody DIN: 01875848	Non-Promoter Non-Executive-Independent	3	1	1
Mr. Suhas M. Dixit DIN: 02359138	Non-Promoter Executive	1	1	2
Mr. Hariharan Sunder DIN: 00020583	Non-Promoter Non-Executive-Independent	-	-	-

Disclosure of relationships between Directors inter-se

Mr. Gautam N. Mehra, Managing Director is the father of Mr. Siddharth G. Mehra, Whole-time Director of the Company. None of the other Directors are related to each other.

Shares held by Non-Executive Directors of the Company

None of the Non-Executive Directors hold any shares of the Company.

Skills/Expertise/Competence of the Board of Directors

Please refer to Annexure A and B to the Notice of 60th Annual General Meeting.

Names of the listed entities where the person is a director and the category of directorship.

Name of the Director	Name of the listed entity and category of directorship
Mr. Ravindra Pisharody	Muthoot Finance Limited, Non-Executive Independent Director

Particulars of Director seeking re-appointment

Mr. Suhas M. Dixit, Mr. Siddharth G. Mehra, Mr. Ravindra Pisharody and Mr. Hariharan Sunder have been recommended by the Board for re-appointments as per the particulars provided in the Notice of the 60th Annual General Meeting of the Company.

Profiles of Mr. Suhas M. Dixit, Mr. Siddharth G. Mehra, Mr. Ravindra Pisharody and Mr. Hariharan Sunder have been listed below the Explanatory Statement to the Notice of the 60th Annual General Meeting of the Company.

Number of Board Meetings with dates

During the period 1st April, 2020 to 31st March, 2021, the Board met 5 times. The Board Meetings were held on 10th July, 2020, 18th August, 2020, 27th October, 2020, 4th February, 2021 and 19th February, 2021.

Attendance of Directors at the Board Meetings held during FY 2020-2021 and the last Annual General Meeting

Name of the Director	Attendance		Last AGM attended
	No. of meetings held during the tenure of Directors		
	Held	Attended	
Mr. Gautam. N. Mehra	5	5	Yes
Mr. Siddharth G. Mehra	5	5	Yes
Mrs. Meghana C. Dalal	5	5	Yes
Mr. Ravindra Pisharody	5	5	Yes
Mr. Suhas M. Dixit	5	5	Yes
Mr. H. Sunder	5	5	No

Information placed before the Board

A detailed agenda folder is sent to each Director in advance of the Board Meetings. As a policy, all major decisions involving investments and capital expenditure, in addition to matters which statutorily require the approval of the Board are put up for consideration of the Board. Inter alia, the following information, as may be applicable and required, if any is provided to the Board as a part of the agenda papers –

- Annual operating plans and budgets and any updates.
- Capital budget-purchase and disposal of plant, machinery and equipment.
- Quarterly, Half yearly and Annual Results of the Company.
- Minutes of the Meetings of the Audit Committee and other Committees of the Board.
- Information on recruitment and remuneration of senior officers just below the Board level.
- Materially important show cause, demand, prosecution notices and penalty notices.
- Fatal or serious accidents, dangerous occurrences, any material effluent or environmental pollution related matters.
- Any material default in financial obligations to and by the Company, or substantial non-payments by clients.
- Any issue, which involves possible public or product liability/claims of substantial nature, including any judgments or orders which may have passed strictures on the conduct of the Company or taken an adverse view regarding another enterprise that can have negative implications on the Company.
- Details of any joint venture agreement or collaboration agreement.

- Transactions that involve substantial payment towards goodwill, brand equity or intellectual property.
- Significant labour problems and their proposed solutions. Any significant development in human resources or on the industrial relations front such as signing of wage agreement, etc.
- Sale of material nature, of investments, subsidiaries, assets, which are not in the normal course of business.
- Quarterly details of foreign exchange exposure and the steps taken by the Management to limit the risk of adverse exchange rate movement, if material.
- Non-compliance of any regulatory, statutory or listing requirements and members' services such as non-payment of dividend, delay in share transfer, etc.
- The Board periodically reviews compliance reports of all laws applicable to the Company, prepared by the Management as well as steps taken by the Company to rectify instances of non-compliances, if any.

3. COMMITTEES OF THE BOARD

In terms of the SEBI (Listing Obligations and Disclosure Requirements) Regulations, 2015, the Board of the Company has constituted the following Committees:

A) Audit Committee

The Audit Committee consists of the following Directors –

Mrs. Meghana C. Dalal	Chairperson (Non-Executive Independent Director)
Mr. Gautam. N. Mehra	Member (Managing Director)
Mr. Ravindra Pisharody	Member (Non-Executive Independent Director)

The terms of reference of the Audit Committee include the following:

- Oversight of the Company's financial reporting process and disclosure of its financial information to ensure that the financial statements are correct, sufficient and credible;
- Recommendation for appointment, remuneration and terms of appointment of auditors of the Company;
- Approval of payment to statutory auditors for any other services rendered by the statutory auditors;
- Reviewing, with the Management, the annual financial statements and auditor's report thereon before submission to the Board for approval, with particular reference to
 - Matters required to be included in the Director's Responsibility Statement to be included in the Board's Report in terms of clause (c) of sub-section 3 of Section 134 of the Companies Act, 2013.
 - Changes, if any, in accounting policies and practices and reasons for the same.
 - Major accounting entries involving estimates based on the exercise of judgment by the Management.
 - Significant adjustments made in the financial statements arising out of audit findings.
 - Compliance with listing and other legal requirements relating to financial statements.
 - Disclosure of any related party transactions.
 - Qualifications in the draft audit report.
- Reviewing with the Management, quarterly financial statements before submission to the Board for approval;
- Reviewing with the Management, the statement of uses/application of funds raised through an issue (public issue, rights issue, preferential issue, etc.), the statement of funds utilized for purposes other than those stated in the offer document/prospectus/notice and the report submitted by the monitoring agency monitoring the utilisation of proceeds of a public or rights issue, and making appropriate recommendations to the Board to take up steps in this matter;
- Review and monitor the auditor's independence and performance, and effectiveness of audit process;
- Approval or any subsequent modification of transactions of the Company with related parties;
- Scrutiny of inter-corporate loans and investments;
- Valuation of undertakings or assets of the Company, wherever it is necessary;
- Evaluation of internal financial controls and risk management systems;
- Reviewing with the Management, performance of the statutory and internal auditors and adequacy of the internal control systems;
- Reviewing the adequacy of internal audit function, if any, including the structure of the internal audit department, staffing and seniority of the official heading the department, reporting structure coverage and frequency of internal audit;
- Discussion with the internal auditors of any significant findings and follow-up thereon;
- Reviewing the findings of any internal investigations by the internal auditors into matters where there is suspected fraud or irregularity or a failure of internal control systems of a material nature and reporting the matter to the Board;
- Discussions with the statutory auditors before the audit commences, about the nature and scope of the audit as well as post-audit discussions to ascertain any area of concern;
- To look into the reasons for substantial defaults in the payment to depositors, debenture holders, members (in case of non-payment of declared dividends) and creditors;
- To review the functioning of the Whistle Blower mechanism/Vigil mechanism.
- Carrying out any other functions as specified in the terms of reference, as amended from time to time;
- Besides the above, the role of the Audit Committee includes mandatory review of the following information -
 - Management discussion and analysis of financial condition and results of operations;

- Statement of significant related party transactions (as defined by the audit committee), submitted by the Management;
- Management letters/letters of internal control weaknesses issued by the statutory auditors, if any;
- Internal audit reports relating to internal control weaknesses; and
- The appointment, removal and terms of remuneration of the Internal Auditor;

The Audit Committee met four times on 10th July, 2020, 18th August, 2020, 27th October, 2020 and 4th February, 2021 during the year 2020-2021.

Attendance of Director Members at the Audit Committee Meetings

Names of Director Members	Attended
Mrs. Meghana C. Dalal	4
Mr. Gautam N. Mehra	4
Mr. Ravindra Pisharody	4

B) Stakeholders' Relationship Committee

The following are the members of this Committee -

Mrs. Meghana C. Dalal	Chairperson (Non-Executive Independent Director)
Mr. Gautam. N. Mehra	Member (Managing Director)
Mr. Suhas M. Dixit	Member (Whole-time Director)

Mr. U. C. Rege, Company Secretary & Executive VP – Legal is the Compliance Officer of the Committee.

The Committee deals with the following matters:

- Noting transfer/transmission of shares.
- Review of dematerialised/re-materialised shares and all other related matters.
- Monitors expeditious redressal of Investor grievance matters received from Stock Exchanges, SEBI, ROC, etc.
- Monitors redressal of queries/complaints received from members relating to transfers, non-receipt of Annual Report, dividend, etc.
- All other matters related to shares. In accordance with Section 178(5) of the Companies Act, 2013, the Stakeholders Relationship Committee shall in addition to the above role, also consider and resolve the grievances of deposit holders and other security holders of the Company, if any.

The Stakeholders' Relationship Committee met three times on 18th August, 2020, 27th October, 2020 and 4th February, 2021 during the year 2020-2021.

Attendance of Director Members at the Meetings

Names of Director Members	Attended
Mrs. Meghana C. Dalal	3
Mr. Gautam. N. Mehra	3
Mr. Suhas M. Dixit	3

Details of Shareholders' Grievances and their redressal

Sr. No.	Type	Received	Cleared
1.	Transfers / Transmissions / Name Correction / Change of address	44	44
2.	Non-receipt/revalidation of Dividend Warrants	59	59
3.	De-materialisation	0	0
4.	Others	106	106

The Company has resolved most of the Shareholders' grievances/correspondences within a period of 15/30 days from the date of receipt of the same during the year 2020-2021 except in cases which are constrained by disputes and/or legal impediments.

C) Corporate Social Responsibility Committee

The following are the Members of this Committee –

Mr. Gautam. N. Mehra	Chairman (Managing Director)
Mr. Suhas M. Dixit	Member (Whole-time Director)
Mr. Ravindra Pisharody	Member (Non-Executive Independent Director)

The role of the Committee is as under:

- Review the Corporate Social Responsibility Policy for taking up activities by the Company as specified in Schedule VII of the Companies Act, 2013.
- Recommend the amount of expenditure to be incurred on the activities referred in the CSR policy.
- Monitor the CSR Policy of the Company and its implementation from time to time.
- Such other functions as the Board may deem fit from time to time.

The Corporate Social Responsibility Committee met two times on 18th August, 2020 and 4th February, 2021 during the year 2020-2021.

Attendance of Director Members at the Corporate Social Responsibility Committee Meetings

Names of Director Members	Attended
Mr. Gautam N. Mehra	2
Mr. Suhas M. Dixit	2
Mr. Ravindra Pisharody	2

D) Nomination and Remuneration Committee

The Nomination and Remuneration Committee consists of the following Directors –

Mr. Ravindra Pisharody	Chairman (Non-Executive Independent Director)
Mrs. Meghana C. Dalal	Member (Non-Executive Independent Director)
Mr. Hariharan Sunder	Member (Non-Executive Independent Director)

The Nomination and Remuneration Committee met two times on 18th August, 2020 and 27th October, 2020 during the year 2020-2021.

Attendance of Director Members at the Nomination and Remuneration Committee Meetings

Names of Director Members	Attended
Mr. Ravindra Pisharody	2
Mrs. Meghana C. Dalal	2
Mr. Hariharan Sunder	2

Details of remuneration paid/to be paid (₹ in lac) to the Directors for the year 2020-2021

Director	All elements of remuneration package taken together	Sitting fees	Commission*
Managing Director			
Mr. Gautam. N. Mehra			
Salary	88.75		
Perquisites	136.16		
Contribution to PF	9.98	-	289.50
Executive Directors			
Mr. Siddharth G. Mehra			
Salary	20.12	-	-
Perquisites	19.73		
Contribution to PF	2.41		
Mr. Suhas M. Dixit			
Salary	37.76	-	-
Perquisites	61.96		
Contribution to PF	4.35		
Non-executive Directors			
Mrs. Meghana C. Dalal		3.60	3.00
Mr. Ravindra Pisharody		4.00	3.00
Mr. Hariharan Sunder		2.00	3.00

*Subject to approval of shareholders.

None of the Non-Executive Directors has any pecuniary relationship or transactions with the Company during FY 2020-2021.

In accordance with Section 178 of the Companies Act, 2013 and SEBI (Listing Obligations and Disclosure Requirements) Regulations, 2015, the role of the Nomination and Remuneration Committee of the Company is as under:

- Identifying persons who are qualified to become directors and who may be appointed in senior management in accordance with the criteria laid down, and recommend to the Board their appointment and removal.
- Formulation of criteria for evaluation of Independent Directors and the Board;
- Formulation of the criteria for determining qualifications, positive attributes and independence of a director and recommend to the Board a policy, relating to the remuneration of the directors, key managerial personnel and other employees;
- Devising a policy on Board diversity.

The Remuneration Policy adopted by the Company is attached as a separate annexure to the Directors' Report.

The performance of the Independent Directors and the Executive Directors could not be evaluated by the Board at the end of the year 2020-2021 due to lockdown resulting out of COVID-19 pandemic.

E) Risk Management Committee

The Risk Management Committee consists of the following Directors –

Mr. Gautam. N. Mehra	Chairman (Managing Director)
Mr. Siddharth Mehra	Member (Whole-time Director)
Mr. Suhas M. Dixit	Member (Whole-time Director)
Mr. Hariharan Sunder	Member (Non-Executive Independent Director)

The Risk Management Committee met once on 18th August, 2020 during the year 2020-2021.

Attendance of Members at the Risk Management Committee Meetings

Names of Director Members	Attended
Mr. Gautam. N. Mehra	1
Mr. Siddharth Mehra	1
Mr. Suhas M. Dixit	1
Mr. Hariharan Sunder	1

The Company has in place a suitable risk management framework concerning its working. The Board of Directors of the Company at its Meeting held on 31st October, 2014 had approved the Risk Management Policy. The Risk Management Committee has been delegated the authority by the Board to review and monitor the implementation of the Risk Management Policy of the Company. Under this framework, risks are identified across all possible business processes of the Company on a continuous basis. Once identified, these risks are systematically categorized as strategic risks, business risks or reporting risks. To address these risks in a comprehensive manner, each risk is mapped to the concerned department for further action. The Risk Management Policy has been posted on the website of the Company www.savita.com.

4. GENERAL BODY MEETINGS AND SPECIAL RESOLUTIONS

Date, place, time with special resolutions passed at the General Body Meetings held in the last three years are:-

Year	AGM Date, Place & Time	Special Resolution
2019-2020	29.09.2020 at 11.00 a.m. through Video Conferencing (VC)/ Other Audio Visual Means (OAVM)	1. Re-appointment of Mr. Suhas M. Dixit as the Whole-time Director from 1 st October, 2020 to 30 th September, 2021.
2018-2019	17.09.2019 M. C. Ghia Hall, Mumbai 11.00 a.m.	1. Appointment of Mrs. Meghana C. Dalal as an Independent Director of the Company. 2. Appointment of Mr. Hariharan Sunder as an Independent Director of the Company.
2017-2018	29.09.2018 Suryavanshi Banquet, Mumbai 11.00 a.m.	1. Re-appointment of Mr. Gautam N. Mehra as the Managing Director of the Company up to 30 th September, 2023. 2. Re-appointment of Mr. C. V. Alexander as the Whole-time Director from 1 st October, 2018 up to 30 th April, 2019.

No special resolutions were put through postal ballot in the last year and no special resolutions are proposed to be passed through postal ballot as on date.

5. DISCLOSURE ON MATERIALLY SIGNIFICANT RELATED PARTY TRANSACTIONS (WITH PROMOTERS, DIRECTORS, MANAGEMENT, THEIR SUBSIDIARIES OR RELATIVES ETC.) WHICH MAY HAVE POTENTIAL CONFLICT WITH THE INTEREST OF THE COMPANY AT LARGE

All details on the financial and commercial transactions, where Directors may have a potential interest, are provided to the Board. The interested Directors neither participate in the discussion, nor vote on such matters. During 2020-2021, there were no material related party transactions entered by the Company that had a potential conflict with the

interests of the Company. As required under SEBI (Listing Obligations and Disclosure Requirements) Regulations, 2015, the Company has formulated a Related Party Transactions Policy which is available on the website of the Company www.savita.com.

6. COMPLIANCE

(a) Details of non-compliance, if any

The Company has complied with all the requirements of regulatory authorities. During the last three years, there were no instances of non-compliance by the Company and no penalty or strictures were

imposed or passed on the Company by the Stock Exchanges or SEBI or any statutory authority, on any matter related to the capital markets.

(b) Compliance with mandatory/non-mandatory requirements

The Company is fully compliant with the applicable mandatory/non-mandatory requirements of SEBI (Listing Obligations and Disclosure Requirements) Regulations, 2015 with the Stock Exchanges, relating to Corporate Governance.

(c) CEO/CFO Certification

As required under SEBI (Listing Obligations and Disclosure Requirements) Regulations, 2015 with the Stock Exchanges, the Chairman & Managing Director and the Chief Financial Officer of the Company have certified regarding the Financial Statements for the year ended 31st March, 2021 which is annexed to this Report.

(d) Practising Company Secretaries' Certificate on Corporate Governance

The Company has obtained a Certificate from Practising Company Secretaries regarding compliance of the conditions of Corporate Governance, as stipulated in SEBI (Listing Obligations and Disclosure Requirements) Regulations, 2015 which together with this Report on Corporate Governance is annexed to the Directors' Report and shall be sent to all the Members of the Company and the Stock Exchanges along with the Annual Report of the Company.

7. DISCLOSURE UNDER SEBI (LISTING OBLIGATIONS AND DISCLOSURE REQUIREMENTS) REGULATIONS, 2015 REGARDING CERTAIN AGREEMENTS WITH THE MEDIA COMPANIES:

Pursuant to the requirement of SEBI (Listing Obligations and Disclosure Requirements) Regulations, 2015, no agreement(s) have been entered with media companies and/or their associates which has resulted/ will result in any kind of shareholding in the Company and consequently any other related disclosures viz., details of nominee(s) of the media companies on the Board of the Company, any management control or potential conflict of interest arising out of such agreements, etc. are not applicable. Nor has the Company entered into any other back to back treaties/ contracts/agreements/MOUs or similar instruments with media companies and/or their associates.

8. CODE FOR PREVENTION OF INSIDER TRADING

The Company has instituted a comprehensive Code for prevention of Insider Trading, for its Directors and designated employees, in compliance with Securities and Exchange Board of India (Prohibition of Insider Trading) Regulations, 2015, as amended from time to time. The objective of this Code is to prevent purchase and/or sale of shares of the Company by an insider on the basis of unpublished price sensitive information. Under this Code, Directors and designated employees are completely prohibited from dealing in the Company's shares when the Trading Window is closed. Further the Code specifies the procedures to be followed and disclosures to be made by Directors and the designated employees, while dealing with the shares of the Company and enlists the consequences of any violations. Mr. U. C. Rege, Company Secretary & Executive VP - Legal functions as the Compliance Officer under this Code.

The Code is posted on the website of the Company www.savita.com.

9. VIGIL MECHANISM / WHISTLE BLOWER POLICY

The Company promotes ethical behaviour in all its business activities and has put in place a mechanism for reporting illegal or unethical behaviour. The Company has a Whistle Blower Policy under which the employees are free to report violations of applicable laws and regulations. The same is posted on the website of the Company www.savita.com. It is hereby affirmed that no personnel has been denied access to the Audit Committee.

10. MEANS OF COMMUNICATIONS

This is being done through quarterly results, which are published in national English (Business Standard/Economic Times all editions and Free Press Journal Mumbai edition) and Marathi (Navshakti & Maharashtra Times-Mumbai) daily newspapers.

The financial results are also displayed on the Company's Website www.savita.com

11. GENERAL SHAREHOLDER INFORMATION

A.	Date of Book closure	:	22.09.2021 to 29.09.2021 (both days inclusive)
B.	Financial Year	:	2020-2021
C.	Date and Venue of AGM	:	29 th September, 2021 at 11 a.m. through video conferencing and/or other audio visual means.
D.	Dividend Payment (Equity)	:	Dividend @150% on Equity shares was recommended by the Board on 28 th June, 2021. Warrants for final dividend will be dispatched before 28 th October, 2021 if the Dividend is approved at the Annual General Meeting.
E.	Listing on Stock Exchanges in India	:	BSE Limited Phiroze Jeejeebhoy Towers, Dalal street, Mumbai – 400 001 Stock Code: 524667 National Stock Exchange of India Limited Exchange Plaza, 5 th Floor, Plot No. C/1, G Block, Bandra Kurla Complex, Bandra (East), Mumbai – 400 051 Stock Code: SOTL – EQ
F.	Status of Listing Fees	:	Paid to BSE Limited and National Stock Exchange of India Limited for 2021-2022
G.	Registered office	:	66/67, Nariman Bhavan, Nariman Point, Mumbai – 400 021 Tel. No.: 91-22-6624 6200 / 6624 6228 Fax: 91-22-2202 9364
H.	Manufacturing Facilities	:	17/17A, Thane Belapur Road, Turbhe, Navi Mumbai – 400 705 Tel: 91-22-2768 1521 / 6768 3500 Fax: 91-22-2768 2024 Survey No.10/2 Kharadpada, Post Naroli, Silvassa, Dadra and Nagar Haveli – 396 230 Tel: 07574843521 & 22 Survey No.140/1, Village Kuvapada, Silli, P.O. Kilwani, Silvassa, Dadra and Nagar Haveli - 396 230 Tel: 07574843523 & 24
I.	Depositories	:	National Securities Depository Ltd. 4 th Floor, Trade World, Kamala Mills Compound, Senapati Bapat Marg, Lower Parel, Mumbai-400 013 Central Depository Services (India) Limited 25 th Floor, Marathon Futurex, N M Joshi Marg, Lower Parel (East), Mumbai – 400 013

12. COMMUNICATION REGARDING SHARE CERTIFICATES, DIVIDENDS AND CHANGE OF ADDRESS ETC. TO BE SENT EITHER TO -

Savita Oil Technologies Limited
66/67 Nariman Bhavan,
Nariman Point,
Mumbai – 400 021
Tel. No.: 91-22-6624 6200 / 2288 3061-64
Fax: 91-22-2202 9364
E-mail: legal@savita.com

OR

Link Intime India Pvt. Ltd.
C-101, 247 Park
L. B. S. Marg, Vikhroli (West)
Mumbai – 400 083
Tel. No.: 91-22-49186000
Fax: 91-22-49186060
E-mail: rnt.helpdesk@linkintime.co.in

13. SHARE TRANSFER SYSTEM

Transfer of Shares in physical form (earlier pending ones) is generally registered and certificates are returned within a period of 15 days from the date of receipt of the documents clear in all respects. Similarly, the dematerialisation requests are also processed within a period of 15 days. The Shareholders' Grievances/Stakeholders' Relationship Committee meets as often as required. The total number of shares transferred in physical and dematerialised form during the year 2020-2021 is as follows:

Category	Requests received	Requests attended	Shares received	Shares processed and settled
Physical	2	1	266	200
Dematerialised	52	28	10993	7673

14. DISTRIBUTION OF SHAREHOLDINGS AS ON 31ST MARCH, 2021

No. of Equity Shares held	No. of Share Holders	% of Share Holders	No. of Shares	% of Share Holding
1 to 500	29791	98.32	1102008	7.83
501-1,000	274	0.90	203841	1.45
1,001-2,000	123	0.41	178054	1.27
2,001-3,000	33	0.11	82041	0.58
3,001-4,000	17	0.06	57272	0.41
4,001-5,000	8	0.03	36530	0.26
5,001-10,000	24	0.08	161942	1.15
10,001-Above	30	0.10	12249395	87.05
Total	30300*	100.00	14071083	100.00

Before clubbing of PAN of shareholders

15. CATEGORIES OF SHAREHOLDINGS AS ON 31ST MARCH, 2021

Category	No. of Share Holders	Voting Strength %	No. of Shares held
Overseas Corporate Bodies	-	-	-
Non-resident Individuals			
On non-repatriable basis	143	0.17	23898
On repatriable basis	267	0.31	43504
Government Companies	1	0.32	44595
FII's	23	3.13	441025
Promoters, Directors	24	71.75	10096033
Banks/Mutual Funds/Public Financial Institutions/Trusts/NBFC	1	9.07	1276573
Other Bodies Corporate	142	1.96	275612
Resident Individuals	29699	13.29	1869843
Total	30300*	100.00	14071083

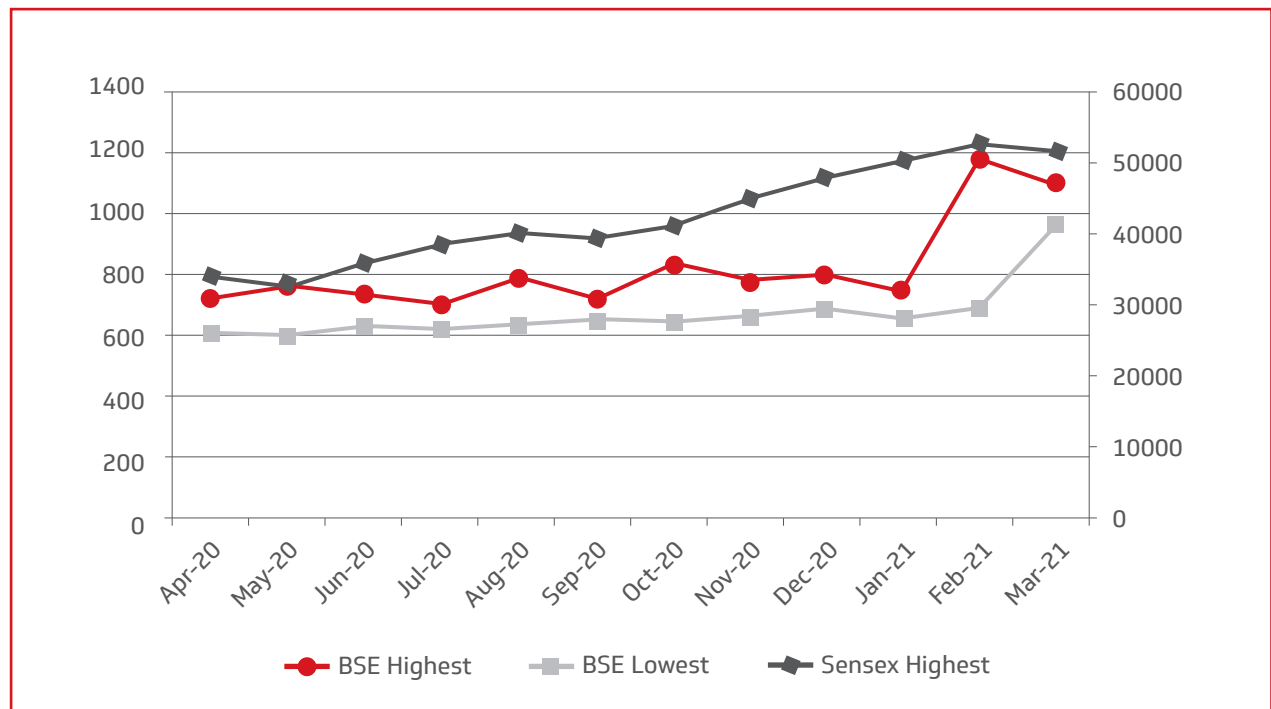
Before clubbing of PAN of shareholders

16. DEMATERIALISATION OF SHARES

The Company's shares are compulsorily traded in dematerialised form as per SEBI guidelines. As on 31st March, 2021, 13,937,115 shares aggregating to 99.05% of equity shares of the Company have been dematerialised. The Company's ISIN is INE035D01012.

17. STOCK MARKET PRICES

Month	BSE		NSE		BSE SENSEX	
	Highest	Lowest	Highest	Lowest	Highest	Lowest
April 2020	720.00	619.00	733.55	613.50	33887.25	27500.79
May 2020	754.55	609.40	750.00	602.80	32845.48	29968.45
June 2020	731.00	641.00	720.00	628.15	35706.55	32348.10
July 2020	705.00	629.00	709.90	621.00	38617.03	34927.20
August 2020	785.60	641.00	787.90	636.20	40010.17	36911.23
September 2020	721.15	653.20	723.75	654.95	39359.51	36495.98
October 2020	834.45	650.00	755.10	650.00	41048.05	38410.20
November 2020	784.00	670.00	790.00	664.95	44825.37	39334.92
December 2020	800.00	695.00	845.70	691.00	47896.97	44118.10
January 2021	745.00	655.10	742.00	655.00	50184.01	46160.46
February 2021	1181.35	684.10	1181.00	685.10	52516.76	46433.65
March 2021	1100.00	961.00	1100.00	960.00	51821.84	48236.35



18. FEES TO THE STATUTORY AUDITORS OF THE COMPANY:

The total fees for all services paid by the Company to the Statutory Auditors is ₹ 2,944,550/-

19. DISCLOSURE OF THE COMPLIANCE WITH CORPORATE GOVERNANCE REQUIREMENTS SPECIFIED IN REGULATIONS 17 TO 27 AND CLAUSES (B) TO (I) OF SUB-REGULATION (2) OF REGULATION 46 OF THE SEBI LISTING REGULATIONS, 2015:

The Company has complied with the requirements specified in Regulations 17 to 27 and Regulation 46(2) (b) to (i) of the SEBI Listing Regulations, 2015.

20. DETAILS OF UNCLAIMED SUSPENSE ACCOUNT:

Aggregate number of shareholders and the outstanding shares in the suspense account lying at the beginning of the year	No. of Shareholders: Nil No. of Shares: Nil
Number of shareholders who approached the Company for transfer of shares from suspense account during the year	No. of Shareholders: Nil No. of Shares: Nil
Number of shareholders to whom shares were transferred from suspense account during the year	No. of Shareholders: Nil No. of Shares: Nil
Aggregate number of shareholders and the outstanding shares in the suspense account lying at the end of the year	No. of Shareholders: 26 No. of Shares: 2869*

*The transfer of shares to Unclaimed Suspense Account is under process.

The voting rights on the equity shares which are transferred to Unclaimed Suspense Account shall remain frozen till the rightful owner of such equity shares claims the shares.

21. FINANCIAL CALENDAR 2021-2022

Financial Reporting for the first quarter ending 30th June, 2021 – 1st half of August, 2021.

Financial Reporting for the second quarter and half year ending 30th September, 2021 - last week of October, 2021.

Financial Reporting for the third quarter ending 31st December, 2021 - last week of January, 2022.

Financial Reporting for the fourth quarter ending 31st March, 2022 – Month of May, 2022.

Audited Accounts for the year ending 31st March, 2022 - Month of May, 2022.

Annual General Meeting for the year ending March, 2022 – first/second week of August/ September, 2022.

The website of the Company is www.savita.com

For and on behalf of the Board

Mumbai
9th August, 2021

Gautam N. Mehra
Managing Director
(DIN: 00296615)

CERTIFICATION BY THE MANAGING DIRECTOR AND THE CHIEF FINANCIAL OFFICER (CFO)

We, Gautam N. Mehra, Managing Director and Suhas M. Dixit, Director and CFO of Savita Oil Technologies Limited certify to the best of our knowledge and belief that –

1. We have reviewed the Balance Sheet and Profit and Loss Account along with all its Schedules and Notes on Accounts, Cash Flow Statements and the Directors' Report for the FY 2020-2021;
2. These statements do not contain any untrue statement of a material fact or any omission to state a material fact on the statements made;
3. The financial statements and other financial information contained thereon in this Report present a true and fair view of the Company's affairs, the financial condition, results of operations and cash flows of the Company as of, and for, the period ending 31st March, 2021. These statements and other information presented in the Report are in compliance with the existing accounting standards and applicable laws and regulations as on the closing date;
4. No transactions entered into by the Company during the year are in contravention with the applicable laws and regulations, fraudulent, or in breach of the Company's Code of Conduct;
5. We are responsible for establishing and maintaining controls and procedures on disclosure as well as internal control over financial reporting for the Company, and we have:
 - a) designed such controls and procedures so as to ensure the material information relating to the Company is made available to us by others during the period in which this Report is being prepared;
 - b) designed such internal control over financial reporting with a view to provide reasonable assurance regarding the reliability of financial reporting and the preparation of financial statements for external purpose in accordance with generally accepted accounting principles;
 - c) evaluated the effectiveness of the Company's disclosure, controls and procedures;
6. All Board Members and Senior Managerial Personnel have affirmed compliance with the Code of Conduct for the current year.

Mumbai
9th August, 2021

Gautam N. Mehra
Managing Director
(DIN: 00296615)

Suhas M. Dixit
Chief Financial Officer & Director
(DIN: 02359138)

AUDITORS' CERTIFICATE ON CORPORATE GOVERNANCE

To,
The Members,
Savita Oil Technologies Limited

1. We, MP & Associates, Company Secretaries, the secretarial auditors of Savita Oil Technologies Limited (“the Company”) have examined the compliance of the conditions of Corporate Governance by Savita Oil Technologies Ltd. (“the Company”) for the year ended on March 31, 2021 as stipulated in regulations 17 to 27 and clauses (b) to (i) of regulation 46(2) and para C and D of schedule V of the SEBI (Listing Obligations and Disclosure Requirements) Regulations, 2015 (the “Listing Regulations”).

Managements' Responsibility

2. The Compliance of conditions of Corporate Governance is the responsibility of the management. This responsibility includes the design, implementation and maintenance of internal control and procedures to ensure the compliance with the conditions of the Corporate Governance stipulated in Listing Regulations.

Auditor's Responsibility

3. Our examination has been limited to examining the procedures and implementation thereof, adopted by the Company for ensuring the compliance of conditions of the Corporate Governance. It is neither an audit nor an expression of opinion on the financial statements of the Company.
4. We have examined the relevant records and documents maintained by the Company for the purposes of providing reasonable assurance on the compliance with corporate governance requirements by the Company.

Opinion

5. Based on our examination of the relevant records and according to the information and explanations provided to us and the representations provided by the Management, we certify that the Company has complied with the conditions of Corporate Governance as stipulated in regulations 17 to 27 and clauses (b) to (i) of regulation 46(2) and para C, D and E of Schedule V of the Listing Regulations during the year ended March 31, 2021.
6. We further state that such compliance is neither an assurance as to the future viability of the Company nor the efficiency or effectiveness with which the management has conducted the affairs of the Company.

For **MP & Associates**
Company Secretaries

Manish S. Raut
Partner
FCS 8962 COP 10404

Place: Thane
Date: August 16, 2021

UDIN F008962C000790303
Peer Review Certificate No. – 1101/2021

Note: During this challenging time of COVID 19 outbreak, this report has been undertaken to the best of our capability based on of e verification of scans, soft copies, information, confirmations, records and documents made available to us by the management.

Management Discussion and Analysis

Management Discussion and Analysis covering segment-wise performance and outlook is given below:

A. GLOBAL ECONOMIC SCENARIO

The Global Economy saw some recovery from the depths of the Covid-19 pandemic, however the economic impact of first wave of lockdowns meant global GDP fell 3.60% in 2020 which represented a 5.93% decline from 2019. The road to recovery is unlikely to be linear, and dependent on vaccination programs and public health policies. Some countries are likely to see much rapid recoveries with the United States and Korea projected to reach pre-pandemic levels by end of 2022, while Europe blighted by localized surges and lockdowns is projecting recovery by the year 2024. On the brightside, projections for 2021 are looking far more positive than when we ended last year, with 5.8% global GDP growth a realistic target, aided by fiscal stimulus from several central banks.

B. DOMESTIC ECONOMIC SCENARIO

India too saw a recovery, with massive pent-up demand being unleashed post the first wave. However, many sectors were crippled by a surge in infections post February 2021 during the second wave. This second outbreak was far more brutal from a humanitarian perspective, and economic disparity between sectors widened with services being hit far more adversely than manufacturing. Indications are that the corner has been turned and the government has announced several new policies and outlined their strategic priorities which include – reducing statutory barriers and red tape, acceleration of job creation with a review of labor policy, production linked manufacturing incentives, increased public spending to improve healthcare outcomes and a sharp focus on climate oriented goals. The success of our public vaccination program and execution of above policies will play a significant role in the speed of our nation's economic recovery.

I. Petroleum Products Transformer Fluids

Transformer Fluids are fundamental to the safe and smooth running of transformers to support the nations power grids and addition of power capacity in rural and urban areas. These robust fluids are designed to function as an insulating medium as well

as to help dissipate heat and keep the transformers running at a safe temperature.

Opportunities, Threats & Risks and Future Roadmap

There are several themes playing out which will serve as strong tail winds for investment in India's T & D sector over the next decade.

- a. Prime Minister Narendra Modi's vision of 24/7 power for all remains the primary opportunity driver for growth, fresh investment and public spending in the transmission and distribution sector. There still remains a massive deficit in reach and consistent power supply requirements which your Company has extensively covered in past discussions.
- b. The Covid-19 pandemic and other natural calamities such as the 4-day black out in Texas in February 2021 highlighted the importance and critical nature of an up to date transmission and distribution infrastructure which is secure and protected from the challenges of the new millennium which revolve around its security and safety and more frequent climate related events.
- c. Government Goals on Climate Change are boosting opportunity in Renewable Energy and Electric Vehicles. The government revised its RE targets to 220 GW by 2022 from 175 GW initially planned. Transmission and Distribution will be the bedrock of a successful RE network as these opportunities are clustered in specific usually hard to access locations. A mere 6 states out of 30 account for 90% of the Solar and Wind projects and hence a strong grid connectivity and distribution becomes vital to meeting the RE goals. Much has been written about EV and the requirement of EV charging infra if the government needs to meet its ambitious Electric mobility targets of 2030. The addition of charging infrastructure represents a massive opportunity for transformers.
- d. The Data Centre Wave and Cloud Computing: The amount of energies data centers consume today is enormous and handled inefficiently can impact grid stability. DISCOMS will have to upgrade equipment to be smart and access real-time information to sustain our nation's participation in this revolution.

The above mentioned themes represent an opportunity for the transformer industry in India, with the latter three themes remaining extremely relevant for global demand as well with your Company exporting its products to 5 continents. Besides an increase in demand for transformers and their components, upgradation to specialized and more efficient transformers will also require the use of higher performance fluids which are environmentally friendly. Your Company is geared up and ready with a pipeline of products to be launched in the coming fiscals to make the most of these themes and contribute to the revolution. These products will enhance safety, efficiency and will be far more environmentally friendly.

With regards to risks, there is certainly concern about the financial health of government electricity companies and their ability to finance certain projects. The financial health of DISCOMS (Electricity Distribution Companies) impacts the fluidity of the entire value chain of power projects which in turn impacts the demand and payment cycles for your Company. Latest government initiatives to finance these DISCOMS should alleviate some of these challenges experienced over past fiscals.

White Mineral Oils

White Mineral Oils are processed to be amongst the most chemically inert substances and find diverse application in the cosmetic and pharmaceutical industry along with processing of plastics, elastomers and compounding of rubbers amongst many others.

Opportunities, Threats & Risks and future Roadmap

Opportunities for White Mineral Oils remain aplenty across the diverse range of applications. In India, the demographic strength of our population and government policies and incentives for manufacturing should boost an already growing demand for these products. One of the largest end segments for these products is the FMCG and Personal Care segments. In previous annual reports, your Company has discussed the growing urban population and elevated income levels that are driving this growth, however there is now also resurgent demand visible from Rural India. Rural India is responsible for about 36% of the FMCG spending. The last quarter of the fiscal saw a 9.4% growth for the sector, however the growth from rural was 14.6% - outpacing urban and metro growth.

Additional applications such as the use of White Mineral Oil in plastics, elastomers, rubbers are likely to be benefitted from various make in India manufacturing incentives offered by the Government of India. The Production Linked Incentive (PLI) scheme which includes Auto Components, Pharmaceutical Drugs and Textile and Processing are all large users of White Mineral Oils and their growing demand will allow your Company to register continuing growth in this segment.

With White Oils being a strongly essential specialty product, the impact of further Lock Downs should not dampen the demand, however falling income levels as a result of lockdowns and breakdown of supply and distribution value chains could impact the strong momentum your Company has built in this segment over the last 3 years. There are challenges appearing as a result of the pandemic on International Shipping. The severe shortage of containers and surging freight rates for international shipping has caused disruption in regular supply chain. The longer lead times, quadrupling of freight rates to some destinations, and poorer service from shipping lines could impact international business enthusiasm for some geographies. Your Company however has long term contracts and relationships with its shipping partners to tide over these challenges and will continue to seek innovative options and global partnerships to address these challenges.

Automotive and Industrial Lubricants

Auto and Industrial Lubricants are essential for the effective functioning of all equipments and engines. Besides the conventional application relating to preventing friction and protecting engine components, technological and R&D advances are allowing for mineral and synthetic lubricants to play a significant role in improving fuel efficiency and reducing exhaust emissions.

Opportunities, Threats & Risks and future Roadmap

The consumer lubricant industry is expected to grow at a CAGR of 3.1%, however the second wave of COVID-19 did have a substantial impact as for many months in 2020 and rising cases towards the end of 2021 saw the closure of many cities with reduced vehicle traffic and the closure of many of your Company's retail outlets and workshops. While the demand for the lubricant industry is expected to

have fallen between 6% and 23% in 2020 as a result of lockdowns, your Company's young brand SAVSOL along with the strength and performance of its OE partners was able to grow its sale volume and record an increase in profitability. Your Company continues a sharp focus on increasing distribution penetration and retailer count with investment in human and technological resources both aligning to achieve these objectives. On the B2B business side, your Company is largely focused on enhancing services and support for OEM accounts and investing in testing and development program with new OE partners to bring them more efficient solutions.

Threats to the Auto lubricant segment remain the advent of EV's in certain segments and longer drain intervals resulting from synthetic and semi synthetic lubricants. However, your Company firmly believes with a core focus on its leadership segments in Two Wheelers, Farm Equipment and Off Highway Construction Equipment, it is poised to increase its market share in the years to come. Several launches of synthetic lubricants with longer drain intervals and also innovative launches of more biodegradable lubricants shall reap rewards as consumer and customer's preferences are showing a rapid alignment to these themes.

II. Wind Power

The power sector in India is characterized by its diversified fuel sources, which consist of environmentally sustainable sources such as solar, wind, and hydro plants, along with conventional sources like coal, oil and gas. India is no longer a power deficit country and is making conscious efforts towards transition to renewables. Soaring demand from the industrial and domestic sectors has been the major driving factor for the growth of the Indian power sector. In order to address the issue of power shortage for economic growth, energy security and climate change, there is greater focus on reducing the dependence on fossil fuels and promoting green sources of energy. India is an active player in the fight against climate change and has set out targets to reduce the emissions intensity of its economy and increase the share of non-fossil fuels in its power generation capacity while also creating an additional carbon sink by increasing forest and tree cover. Renewables offer significant potential to reduce fossil fuel imports and mitigate the climate change issues.

As per GWEC (Global Wind Energy Council), Wind will remain a critical link in India's clean energy transition replacing thermal power as baseload thereby decarbonizing the economy.

During the year, India added 1.5 GW of wind power capacity against 2.07 GW capacity addition during previous year. The growth momentum of the Indian power sector has been hindered by the onset of the pandemic and the ensuing lockdown measures. Construction activities were halted as supply chains were disrupted and manpower was unavailable. But the market is set to bounce back with nearly 20.2 GW installed wind power capacity between 2021-2025, especially with wind-solar-hybrid projects. As of 31st March, 2021, all India total installed wind power capacity is 39.24 GW.

Opportunities, Threats & Risks and future Roadmap

Wind power continues to be a major constituent of India's renewable energy (RE) based grid-connected power generation mix. The market offers multiple green shoots including those of offshore wind, repowering, and developing India as a wind export hub. The National Institute of Wind Energy (NIWE) has estimated wind power potential at 100 m hub height as 302 GW and at 120 m hub height as 695 GW. The OEMs (Original Equipment Manufacturers) are working towards capitalizing this opportunity by making technological advancements in blade aerodynamics to harness optimum energy from wind. Repowering of old wind turbines is also an attractive opportunity and can change the landscape for wind power segment. Wind power projects that were set up 2 decades ago are operating at good wind sites, however with low capacity WTGs, India has the potential of nearly 2.9 GW of projects for repowering. India, with its well-established wind supply chain, has become an attractive option for manufacturers to set up new manufacturing hubs. OEMs have also started expanding or entering the Indian market as an export hub for higher capacity turbines.

As India chases higher RE targets, wind is critical in India's green energy transition and therefore it is imperative to address key challenges for most of the onshore installations in the country. Distribution segment remains the weakest link in the power sector. The shutdown of industrial activities as an effect of the lockdown announced on

25th March, 2020, led to a sharp fall in power consumption in the industrial and commercial sectors. The steep decline in demand, coupled with a liquidity crunch, has crippled the financials of already distressed power generating and power distribution companies. Policy uncertainty and downward revision in Feed in Tariffs (FiTs) for projects already under long term PPA are paralyzing the sector. Market trend of reverse bidding is not very encouraging due to which growth of renewable energy development is slowing down. Grid bottlenecks need to be addressed for proper integration to handle a higher quantum of infirm power. Improvement in Transmission infrastructure is required to support this integration. Land acquisition, clear title land, poor financial health with payment delays of up to one year or more by DISCOMs, non-availability of good wind potential sites, lack of contract sanctity, weak RPO enforcement, regulatory constraints in open access segment, etc are all leading to an erosion of the business pipeline and are hindrances in the growth vision of the sector.

Taking note of enormous future surge in power demand and to promote a low carbon growth, India had committed to a target of 175 GW of installed RE capacity by 2022 of which 60 GW will come from wind. Although the progress towards targets and renewable installations stalled in 2020, India reinstated its commitment to clean energy in multiple national and international forums setting an ambitious target of 450 GW by 2030, of which 140 GW will be wind-based generation. This is the future of wind power and the immense potential India holds. Government is also focusing on turning around electricity distributors to ensure reliable power supplies, improving the financial health of DISCOMs and making the sector more attractive to foreign investors. Blessed with around 7,600 km of coastline, Ministry is developing strategy and roadmap to harness the potential of offshore wind energy along India's coastline. Offshore wind is a crucial part of the green recovery package and en-route to becoming the backbone of India's energy system.

Greater coordination between central and state governments around ambitious wind targets, supply

chain utilization and defining a clear market roadmap are some of the key actions needed to put India on a pathway to meet its decarbonization and renewable energy goals. With implementation of best practices, rollout of innovative flexible policy and financial instruments by the government, the wind sector will soon witness green shoots of recovery.

C. SEGMENT WISE PERFORMANCE INCLUDING FINANCIAL PERFORMANCE WITH RESPECT TO OPERATIONAL PERFORMANCE

I. Petroleum Products:

During the year under review, your Company achieved sales volume at 319,036 KLS/MTs as against 339,279 KLS/MTs achieved during FY 2019-2020. Your Company's sales turnover during the FY 2020-2021 was at ₹ 190,058/- lac against ₹ 202,911/- lac in the FY 2019-2020. The lower volume and revenue was a consequence of the lockdowns implemented due to the Covid-19 pandemic which resulted in a curtailment of operations during the first quarter of FY 2020-2021. However, your Company achieved record net profit of ₹ 22,396/- lac in its 60th year of foundation as against ₹ 9,564/- lac during the previous year mainly due to the resilient team efforts and support from your Company's vendors, partners and customers.

II. Wind Power:

The total installed capacity in Wind Power Division of your Company stands at 54.15 MW.

During the FY 2020-2021, your Company's Wind Power Plants situated in the states of Maharashtra, Karnataka and Tamil Nadu generated 73.12 MU against 87.70 MU generated in the previous year.

The year 2020 was not just the year of the pandemic; it also produced a flurry of anomalous weather events like cyclonic activities and erratic monsoons which severely hit the wind sector. India witnessed a sharp and unexpected drop of up to 24% in wind power generation in the peak wind season (June-September) which accounts for 70-75% of the annual generation compared with the same period in 2019. The primary reason was a drastic and unusual drop in wind speeds.

E. KEY FINANCIAL RATIOS

Particulars	Change	Remarks
Inventory Turnover Ratio	-27.28%	Higher inventory as compared to previous year.
Interest Coverage Ratio	+441.33%	Interest expense was reduced during the year. Increase in Profit as compared to previous year.
Debt Equity Ratio	-80.55%	Debt was substantially reduced during the year.
Debtors Turnover Ratio	-2.44%	No significant changes.
Current Ratio	+8.06%	Increase in current asset mainly due to increase in inventories and current investment.
Operating Profit Margin	+145.12%	1. Better margins due to better FG prices and decrease in Base oil prices/consumption. 2. Reduction in finance cost (Interest and net loss on currency fluctuation). 3. Gain in foreign currency fluctuation during the current year as against the loss in the previous year. 4. Savings in overheads during lockdown period.
Net Profit Margin	+147.85%	
Return on Net Worth change	+105.46%	

F. INTERNAL CONTROLS SYSTEMS AND THEIR ADEQUACY

Internal controls systems include a set of rules, policies, and procedures an organization implements to provide direction, increase efficiency and strengthen adherence to policies. The internal control structure of any Company must consist of the policies and procedures established to provide reasonable assurance that specific entity objectives will be achieved. The internal controls systems differ from one business organization to another depending on the nature and size of the business. The internal controls systems are introduced to avoid errors and frauds and for systematic control of business activities.

Effective Internal Controls systems in any organisation must ensure safeguarding business assets from theft and wastage, ensure compliance with business policies and the law of the land, evaluate functions of each employee and officer to increase efficiency in operation and ensure true and reliable operating data and financial statements.

The Audit Committee of your Company supervises the scope and authority of the Internal Audit function as a continuing exercise. Your Company also hires services of external agency, as is mandatorily required, for periodically carrying out internal audit in areas identified by the Audit Committee from time to time. The Audit Committee considers the internal audit reports at each of its meetings where significant audit observations are discussed in detail and action plans narrating corrective actions are then

suggested to be taken thereon by the concerned departments. The actions taken are reviewed by the Audit Committee at their subsequent meetings.

G. MATERIAL DEVELOPMENTS IN HUMAN RESOURCES/ INDUSTRIAL RELATIONS

The industrial relations in your Company during the year under review remained very harmonious. However, your Company, like any other organisation, has been facing hardship and operational difficulties in the ongoing times of COVID-19 pandemic. Your Company did face difficulties in managing its manufacturing and sales activities since the onset of the pandemic. Besides these operational difficulties, about 104 employees of your Company unfortunately got infected with COVID-19 virus, out of which almost 50% were hit by the first wave of 2020-2021 and balance almost 50% were infected with the virus in the 2nd wave mostly in the months of April and May, 2021. Besides offering Corona Kavach insurance policy to its employees, your Company has also implemented a Special Policy for granting compensation in case of unfortunate event of death of any employee of your Company due to Covid 19 related illness. Your Company is trying its level best to get back to normal operations as early as possible inspite of a looming threat of a 3rd wave of Covid 19 pandemic.

For and on behalf of the Board

Mumbai
9th August, 2021

Gautam N. Mehra
Chairman & Managing Director
(DIN: 00296615)

Financial Statements

Independent Auditor's Report

To
The Members of SAVITA OIL TECHNOLOGIES LIMITED
Report on the Standalone Financial Statements

OPINION

We have audited the accompanying standalone financial statements of **SAVITA OIL TECHNOLOGIES LIMITED** ("the Company"), which comprise the Balance Sheet as at 31st March, 2021, the Statement of Profit and Loss, the Statement of Changes in Equity and the Statement of Cash Flows for the year ended on that date, and a summary of the significant accounting policies and other explanatory information (hereinafter referred to as "the standalone financial statements").

In our opinion and to the best of our information and according to the explanations given to us, the aforesaid standalone financial statements give the information required by the Companies Act, 2013 ("the Act") in the manner so required and give a true and fair view in conformity with the Indian Accounting Standards prescribed under section 133 of the Act read with the Companies (Indian Accounting Standards) Rules, 2015, as amended, ("Ind AS") and other accounting principles generally accepted in India, of the state of affairs of the Company as at 31st March, 2021, the profit and total comprehensive income, changes in equity and its cash flows for the year ended on that date.

BASIS FOR OPINION

We conducted our audit of the standalone financial statements in accordance with the Standards on Auditing (SAs) specified under section 143(10) of the Act. Our responsibilities under those Standards are further described in the Auditor's Responsibilities for the Audit of the Standalone Financial Statements section of our report. We are independent of the Company in accordance with the Code of Ethics issued by the Institute of Chartered Accountants of India (ICAI) together with the ethical / independence requirements that are relevant to our audit of the standalone financial statements under the provisions of the Act and the Rules made thereunder, and we have fulfilled our other ethical responsibilities in accordance with these requirements and the ICAI's Code of Ethics. We believe that the audit evidence we have obtained is sufficient and appropriate to provide a basis for our audit opinion on the standalone financial statements.

KEY AUDIT MATTERS

Key audit matters are those matters that, in our professional judgment, were of most significance in our audit of the standalone financial statements of the current period. These matters were addressed in the context of our audit of the standalone financial statements as a whole, and in forming our opinion thereon, and we do not provide a separate opinion on these matters. We have determined the matters described below to be the key audit matters to be communicated in our report.

Sr. Key Audit Matter No.	Auditor's Response
<p>1. Inventory valuation and consumption of raw and packing materials:</p> <p>Accuracy of recording of inventory & related consumption at appropriate values.</p>	<p>We have performed the following procedures in relation to the accuracy of recorded consumption and inventory:</p> <p>Understood, evaluated and tested the key controls over the recording of inventory and booking of consumption.</p> <p>We selected a sample of transactions and:</p> <ul style="list-style-type: none"> • Checked the goods receipt notes and material issue slips on a sample basis to ensure correct recording of materials receipts & consumption. • Tested and verified, the weighted average rate of inputs, at which consumption was recorded. • Tested and verified the Overhead absorption rate calculation used for inventory valuation.

Sr. Key Audit Matter No.	Auditor's Response
	<ul style="list-style-type: none"> Reviewed the process of physical verification of inventories carried out by the management at various locations by participating in the said process. Verified the reports of physical verification of inventory carried out by the management and corrective actions taken to rectify the identified discrepancies (if any).
<p>2. Evaluation of uncertain tax positions:</p> <p>The Company has material uncertain tax positions including matters under dispute which involves significant judgment to determine the possible outcome of these disputes.</p>	<p>We have performed the following procedures:</p> <p>Obtained understanding of key uncertain tax positions;</p> <p>Obtained details of completed tax assessments and demands upto the year ended 31st March, 2021 from the management;</p> <p>We have;</p> <ol style="list-style-type: none"> Discussed with management and evaluated the management's underlying key assumptions in estimating the tax provision; Assessed management's estimate of the possible outcome of the disputed cases; and Considered legal precedence and other rulings in evaluating management's position on these uncertain tax positions. <p>Additionally, considered the effect of new information in respect of uncertain tax positions as at 1st April, 2020 to evaluate whether any change was required to management's position on these uncertainties.</p>
<p>3. Assessment of contingent liabilities and provisions related to Taxation, Litigations and claims:</p> <p>The assessment of the existence of the present legal or constructive obligation, analysis of the probability of the related payment and analysis of a reliable estimate, requires management's judgement to ensure appropriate accounting or disclosures.</p> <p>Due to the level of judgement relating to recognition, valuation and presentation of provisions and contingent liabilities, this is considered to be a key audit matter.</p>	<p>Our audit procedures included:</p> <ul style="list-style-type: none"> As part of our audit procedures we have assessed Management's processes to identify new possible obligations and changes in existing obligations for compliance with company policy and Ind AS 37 requirements. We have analysed significant changes from prior periods and obtain a detailed understanding of these items and assumptions applied. We have obtained relevant status details and Management representations on the major outstanding litigations. As part of our audit procedures we have reviewed minutes of board meetings (including the Audit Committee). We have held regular discussions with Management and internal legal department.

Sr. Key Audit Matter No.	Auditor's Response
	<ul style="list-style-type: none"> • We challenged the assumptions and critical judgements made by management which impacted their estimate of the provisions required, considering judgements previously made by the authorities in the relevant jurisdictions or any relevant opinions given by the Company's advisors and assessing whether there was an indication of management bias. • We discussed the status in respect of significant provisions with the Company's internal tax and legal team. • We performed retrospective review of management judgements relating to accounting estimate included in the financial statement of prior year and compared with the outcome.

INFORMATION OTHER THAN THE STANDALONE FINANCIAL STATEMENTS AND AUDITOR'S REPORT THEREON

The Company's Board of Directors is responsible for the preparation of the other information. The other information comprises the information included in the Management Discussion and Analysis, Board's Report including Annexures to Board's Report, Business Responsibility Report, Corporate Governance and Shareholder's Information, but does not include the standalone financial statements and our auditor's report thereon.

Our opinion on the standalone financial statements does not cover the other information and we do not express any form of assurance conclusion thereon.

In connection with our audit of the standalone financial statements, our responsibility is to read the other information identified above when it becomes available and, in doing so, consider whether the other information is materially inconsistent with the standalone financial statements or our knowledge obtained during the course of our audit or otherwise appears to be materially misstated.

When we read other information, if we conclude that there is a material misstatement therein, we are required to communicate the matter to those charged with governance and describe actions applicable in the applicable laws and regulations.

RESPONSIBILITIES OF MANAGEMENT AND THOSE CHARGED WITH GOVERNANCE FOR THE STANDALONE FINANCIAL STATEMENTS

The Company's Board of Directors is responsible for the matters stated in section 134(5) of the Act with respect to the preparation of these standalone financial statements that give a true and fair view of the financial position, financial performance, total comprehensive income, changes in equity and cash flows of the Company in accordance with the Ind AS and other accounting principles generally accepted in India. This responsibility also includes maintenance of adequate accounting records in accordance with the provisions of the Act for safeguarding the assets of the Company and for preventing and detecting frauds and other irregularities; selection and application of appropriate accounting policies; making judgments and estimates that are reasonable and prudent; and design, implementation and maintenance of adequate internal financial controls, that were operating effectively for ensuring the accuracy and completeness of the accounting records, relevant to the preparation and presentation of the standalone financial statements that give a true and fair view and are free from material misstatement, whether due to fraud or error.

In preparing the standalone financial statements, management is responsible for assessing the Company's ability to continue as a going concern, disclosing, as applicable, matters related to going concern and using the going concern basis of accounting unless management either intends to liquidate the Company or to cease operations, or has no realistic alternative but to do so.

The Board of Directors are responsible for overseeing the Company's financial reporting process.

AUDITOR'S RESPONSIBILITIES FOR THE AUDIT OF THE STANDALONE FINANCIAL STATEMENTS

Our objectives are to obtain reasonable assurance about whether the standalone financial statements as a whole are free from material misstatement, whether due to fraud or error, and to issue an auditor's report that includes our opinion. Reasonable assurance is a high level of assurance, but is not a guarantee that an audit conducted in accordance with SAs will always detect a material misstatement when it exists. Misstatements can arise from fraud or error and are considered material if, individually or in the aggregate, they could reasonably be expected to influence the economic decisions of users taken on the basis of these standalone financial statements. As part of an audit in accordance with SAs, we exercise professional judgment and maintain professional skepticism throughout the audit. We also:

- Identify and assess the risks of material misstatement of the standalone financial statements, whether due to fraud or error, design and perform audit procedures responsive to those risks, and obtain audit evidence that is sufficient and appropriate to provide a basis for our opinion. The risk of not detecting a material misstatement resulting from fraud is higher than for one resulting from error, as fraud may involve collusion, forgery, intentional omissions, misrepresentations, or the override of internal control.
- Obtain an understanding of internal financial controls relevant to the audit in order to design audit procedures that are appropriate in the circumstances. Under section 143(3)(i) of the Act, we are also responsible for expressing our opinion on whether the Company has adequate internal financial controls system in place and the operating effectiveness of such controls.
- Evaluate the appropriateness of accounting policies used and the reasonableness of accounting estimates and related disclosures made by management.
- Conclude on the appropriateness of management's use of the going concern basis of accounting and, based on the audit evidence obtained, whether a material uncertainty exists related to events or conditions that may cast significant doubt on the Company's ability to continue as a going concern. If

we conclude that a material uncertainty exists, we are required to draw attention in our auditor's report to the related disclosures in the standalone financial statements or, if such disclosures are inadequate, to modify our opinion. Our conclusions are based on the audit evidence obtained up to the date of our auditor's report. However, future events or conditions may cause the Company to cease to continue as a going concern.

- Evaluate the overall presentation, structure and content of the standalone financial statements, including the disclosures, and whether the standalone financial statements represent the underlying transactions and events in a manner that achieves fair presentation.

Materiality is the magnitude of misstatements in the standalone financial statements that, individually or in aggregate, makes it probable that the economic decisions of a reasonably knowledgeable user of the financial statements may be influenced. We consider quantitative materiality and qualitative factors in (i) planning the scope of our audit work and in evaluating the results of our work; and (ii) to evaluate the effect of any identified misstatements in the financial statements.

We communicate with those charged with governance regarding, among other matters, the planned scope and timing of the audit and significant audit findings, including any significant deficiencies in internal control that we identify during our audit.

We also provide those charged with governance with a statement that we have complied with relevant ethical requirements regarding independence, and to communicate with them all relationships and other matters that may reasonably be thought to bear on our independence, and where applicable, related safeguards.

From the matters communicated with those charged with governance, we determine those matters that were of most significance in the audit of the standalone financial statements of the current period and are therefore the key audit matters. We describe these matters in our auditor's report unless law or regulation precludes public disclosure about the matter or when, in extremely rare circumstances, we determine that a matter should not be communicated in our report because the adverse consequences of doing so would reasonably be expected to outweigh the public interest benefits of such communication.

REPORT ON OTHER LEGAL AND REGULATORY REQUIREMENTS

- I. As required by the Companies (Auditor's Report) Order, 2016 ("the Order") issued by the Central Government of India in terms of sub-section (11) of section 143 of the Act, we give in the "Annexure A", a statement on the matters specified in paragraphs 3 and 4 of the Order to the extent applicable.
- II. As required by Section 143 (3) of the Act, we report that:
- a) We have sought and obtained all the information and explanations which to the best of our knowledge and belief were necessary for the purposes of our audit.
 - b) In our opinion, proper books of account as required by law have been kept by the Company so far as it appears from our examination of those books.
 - c) The Balance Sheet, the Statement of Profit and Loss, the Cash Flow Statement and Statement of Changes in Equity dealt with by this Report are in agreement with the books of account.
 - d) In our opinion, the aforesaid Standalone Ind AS Financial Statements comply with the Ind AS specified under Section 133 of the Act, read with Rule 3 of the Companies (Indian Accounting Standards) Rules, 2015.
 - e) On the basis of the written representations received from the directors as on 31st March, 2021 taken on record by the Board of Directors, none of the directors is disqualified as on 31st March, 2021 from being appointed as a director in terms of Section 164 (2) of the Act.
 - f) With respect to the adequacy of the internal financial controls over financial reporting of the Company and the operating effectiveness of such controls, refer to our separate Report in "Annexure B" to this report.
- g) With respect to the other matters to be included in the Auditor's Report in accordance with Rule 11 of the Companies (Audit and Auditors) Rules, 2014, in our opinion and to the best of our information and according to the explanations given to us:
- i. The Company has disclosed the impact of pending litigations on its financial position in its Standalone Financial Statements – Refer Note No. 27 to the Standalone Financial Statements.
 - ii. The Company has made provision, as required under the applicable law or accounting standards, for material foreseeable losses, if any, on long term contracts including derivative contracts.
 - iii. There has been no delay in transferring amounts, required to be transferred, to the Investor Education and Protection Fund by the Company.
- III. As required by The Companies (Amendment) Act, 2017, in our opinion, according to information, explanations given to us, the remuneration paid by the Company to its directors is within the limits prescribed under Section 197 of the Act and the rules thereunder.

For **G. D. Apte & Co.**
Chartered Accountants
Firm registration number: 100515W

Chetan R. Sapre
Partner

Place : Mumbai
Date : 28th June, 2021

Membership No: 116952
UDIN : 21116952AAABUW9345

ANNEXURE - A TO THE INDEPENDENT AUDITORS' REPORT ON STANDALONE FINANCIAL STATEMENTS OF SAVITA OIL TECHNOLOGIES LIMITED

(Referred to in paragraph I under the heading "Report on Other Legal and Regulatory Requirements" of our report of even date to the members of Savita Oil Technologies Limited on the Standalone Financial Statements for the year ended 31st March, 2021)

- i. a) The Company has maintained proper records showing full particulars including quantitative details and situation of property, plant and equipment.
- b) As informed to us, the fixed assets having substantive value have been physically verified by the management during the period according to a phased programme. In our opinion, such programme is reasonable having regard to the size of the Company and the nature of its assets. We have been further informed that no material discrepancies were noticed on such verification by the management between the book records and physical verification.
- c) According to the information and explanations given to us and based on the records produced, the title deeds of the immovable properties held by the Company are in the name of the Company.
- ii. The inventories have been physically verified during the year by the management. In our opinion, the frequency of verification is reasonable. The discrepancies noticed on verification between the physical stocks and the book records were not material, having regard to the size of the operations of the Company and the same have been properly dealt with.
- iii. According to the information and explanations given to us, the Company has not granted any loans, secured or unsecured to companies, firms, Limited Liability Partnerships or other parties covered in the register maintained under section 189 of the Companies Act, 2013. Accordingly, the provisions of sub clauses (a), (b), (c) of clause (iii) of the order are not applicable to the company.
- iv. The Company has not granted any loans, or made any investment, or provided any guarantee or security in respect of which provisions of section 185 of the Act are applicable. Accordingly, the provisions of clause (iv) of the order are not applicable to the company.
- v. In our opinion and according to the information and explanations given to us, the Company has complied with the directives issued by the Reserve Bank of India and the provisions of sections 73 to 76 or any other relevant provisions of the Act and the rules framed there under, to the extent applicable. We are informed by the Management that no order has been passed by the Company Law Board or National Company Law Tribunal or Reserve Bank of India or any court or any other Tribunal in this regard.
- vi. We have broadly reviewed accounts and records maintained by the Company pursuant to rules made by the Central Government for the maintenance of cost records under Section 148(1) of the Act, in respect of Company's products to which the said rules are made applicable and are of the opinion that, prima facie the prescribed accounts and records have been made and maintained. We have, however, not made a detailed examination of records with a view to determine whether they are accurate.
- vii. a) According to the information and explanations given to us and according to the records of the Company examined by us, in our opinion, the Company is generally regular in depositing with the appropriate authorities undisputed statutory dues including Provident Fund, Employees' State Insurance, Income-tax, Sales Tax, Service Tax, Goods and Service Tax, duty of Custom, duty of Excise, Value Added Tax, Cess and any other statutory dues, wherever applicable. According to the information and explanations given to us, no undisputed amounts payable in respect of aforesaid dues were outstanding as at 31st March, 2021 for a period of more than 6 months from the date they became payable.
- b) According to the information and explanations given to us, there were no dues in respect of Income Tax, Duty of Excise, Duty of Customs, Sales Tax, Service Tax, Goods and Service Tax and Value Added Tax which have not been deposited on account of any dispute except the following:

(₹ In lacs)

Name of the Statute	Nature of Dues	Forum where the case is pending	Period to which the Amount relates (Financial Year)	Gross Amount Involved	Amount Paid in Protest	Amount Unpaid
Central Excise Act, 1944	Excise Duty	Superintendent, Assistant/ Deputy/ Joint/ Additional Commissioner and Commissioner of Central Excise Department	2002-2016	28.76	-	28.76
		Commissioner of Central Excise (Appeals)	2006-2018	64.48	5.37	59.11
		Customs, Excise and Service Tax Appellate Tribunal	1999-2002 2004-2017	2,456.95	97.92	2,359.03
Total (A)				2,550.19	103.29	2,446.90
GST Act 2017	GST	Joint Commissioner (Appeal)	2017-19	35.13	35.13	-
Total (B)				35.13	35.13	-
Finance Act, 1994	Service Tax	Joint Commissioner, Service Tax	2006-2011	20.16	-	20.16
Total (C)				20.16	-	20.16
Central Sales Tax Act & Sales Tax Act of various Acts	Central Sales Tax	Assistant/ Additional Deputy Commissioner of Commercial Taxes	2000-2001 2003-2004	0.21	-	0.21
		Deputy/ Joint/ Additional Commissioner (Appeal)	2002-2009 2010-2016	3,001.02	43.99	2,957.03
		Sales Tax Tribunal	1998-1999	0.75	0.25	0.50
Total (D)				3,001.98	44.24	2,957.74
Tamil Nadu Panchayat Act, 1994	House Tax	Thadichery Panchayat, Theni	2012-13	33.49	-	33.49
Total (E)				33.49	-	33.49
Grand Total (A + B + C + D + E)				5,640.95	182.66	5,458.29

- viii. We have been informed that the Company has not defaulted in repayment of loans or borrowings to financial institutions banks and Government. The Company has not raised any funds through debentures.
- ix. According to the information and explanations given to us and on the basis of examination of records, the Company has neither obtained new term loans nor raised any money by way of initial public offer or further public offer of shares and / or debt instruments during the year. Therefore, the provisions of clause (ix) of the Order are not applicable to the Company.
- x. Based on our audit procedures performed for the purpose of reporting the true and fair view of the Standalone Financial Statements and on the basis of information and explanations given by the management, no fraud by the Company or on the Company by its officers or employees has been noticed or reported during the year.
- xi. The managerial remuneration has been paid in accordance with the requisite approvals mandated by the provisions of section 197 read with Schedule V to the Act.
- xii. In our opinion and according to the information and explanations given to us, the Company is not a Nidhi Company and accordingly the provisions of clause (xii) of the Order are not applicable to the Company.
- xiii. According to the information and explanations given to us and based on our examination of records of the Company, the transactions entered with related parties are in compliance with provisions of section 177 and 188 of the Act, where applicable and the details of such transactions are disclosed in the Standalone Financial Statements as required by the applicable accounting standards.
- xiv. According to the information and explanations given to us and based on our examination of records of

the Company, the Company during the year has not made any preferential allotment or private placement of shares or fully or partly convertible debentures. Accordingly, the provisions of clause (xiv) of the Order are not applicable to the Company.

- xv. In our opinion and according to the information and explanations given to us and based on our examination of records of the Company, the Company during the year has not entered into any non-cash transactions with directors or persons connected with the directors covered under the provisions of sec 192 of the Act and accordingly the provisions of clause (xv) of the Order are not applicable to the Company.

- xvi. In our opinion and according to the information and explanations given to us, the Company is not required to be registered under section 45-IA of the Reserve Bank of India Act, 1934.

For **G. D. Apte & Co.**
Chartered Accountants
Firm registration number: 100515W

Chetan R. Sapre
Partner

Place : Mumbai

Date : 28th June, 2021

Membership No: 116952

UDIN : 21116952AAABUW9345

ANNEXURE “B” TO THE INDEPENDENT AUDITORS’ REPORT ON STANDALONE FINANCIAL STATEMENTS OF SAVITA OIL TECHNOLOGIES LIMITED

(Referred to in paragraph II (f) under ‘Report on Other Legal and Regulatory Requirements’ of our report of even date to the members of Savita Oil Technologies Limited on the Standalone Financial Statements for the year ended 31st March, 2021)

REPORT ON THE INTERNAL FINANCIAL CONTROLS OVER FINANCIAL REPORTING UNDER CLAUSE (I) OF SUB-SECTION 3 OF SECTION 143 OF THE COMPANIES ACT, 2013 (“THE ACT”)

We have audited the internal financial controls over financial reporting of Savita Oil Technologies Limited (“the Company”) as of 31st March, 2021 in conjunction with our audit of the Standalone Ind AS Financial Statements of the Company for the year ended on that date.

MANAGEMENT’S RESPONSIBILITY FOR INTERNAL FINANCIAL CONTROLS

The Company’s management is responsible for establishing and maintaining internal financial controls based on the internal control over financial reporting criteria established by the Company considering the essential components of internal control stated in the Guidance Note on Audit of Internal Financial Controls Over Financial Reporting (“the Guidance Note”) issued by the Institute of Chartered Accountants of India (ICAI). These responsibilities include the design, implementation and maintenance of adequate internal financial controls that were operating effectively for ensuring the orderly and efficient conduct of its business, including adherence to company’s policies, the safeguarding of its assets, the prevention and detection of frauds and errors, the accuracy and completeness of the accounting records, and the timely preparation of reliable financial information, as required under the Companies Act, 2013.

AUDITORS’ RESPONSIBILITY

Our responsibility is to express an opinion on the Company’s internal financial controls over financial reporting based on our audit. We conducted our audit in accordance with the Guidance Note and the Standards on Auditing issued by the ICAI and deemed to be prescribed under Section 143(10) of the Companies Act, 2013, to the extent applicable to an audit of internal financial controls. Those Standards and the Guidance Note require that we comply with ethical requirements and plan and perform the audit to obtain reasonable assurance about whether adequate internal financial controls over financial reporting was established and maintained and if such controls operated effectively in all material respects.

Our audit involves performing procedures to obtain audit evidence about the adequacy of the internal financial controls system over financial reporting and their operating effectiveness. Our audit of internal financial controls over financial reporting included obtaining an understanding of internal financial controls over financial reporting, assessing the risk that a material weakness exists, and testing and evaluating the design and operating effectiveness of internal control based on the assessed risk. The procedures selected depend on the auditor’s judgment, including the assessment of the risks of material misstatement of the Standalone Financial Statements, whether due to fraud or error.

We believe that the audit evidence we have obtained is sufficient and appropriate to provide a basis for our audit opinion on the Company’s internal financial controls system over financial reporting.

MEANING OF INTERNAL FINANCIAL CONTROLS OVER FINANCIAL REPORTING

A company’s internal financial control over financial reporting is a process designed to provide reasonable assurance regarding the reliability of financial reporting and the preparation of Standalone Financial Statements for external purposes in accordance with generally accepted accounting principles. A company’s internal financial control over financial reporting includes those policies and procedures that

- (1) pertains to the maintenance of records that, in reasonable detail, accurately and fairly reflect the transactions and dispositions of the assets of the company;
- (2) provide reasonable assurance that transactions are recorded as necessary to permit preparation of Standalone Financial Statements in accordance with generally accepted accounting principles, and that receipts and expenditures of the company are being made only in accordance with authorizations of management and directors of the company; and
- (3) provide reasonable assurance regarding prevention or timely detection of unauthorized acquisition, use, or disposition of the company’s assets that could have a material effect on the Standalone Financial Statements.

INHERENT LIMITATIONS OF INTERNAL FINANCIAL CONTROLS OVER FINANCIAL REPORTING

Because of the inherent limitations of internal financial controls over financial reporting, including the possibility of collusion or improper management override of controls, material misstatements due to error or fraud may occur and not be detected. Also, projections of any evaluation of the internal financial controls over financial reporting to future periods are subject to the risk that the internal financial control over financial reporting may become inadequate because of changes in conditions, or that the degree of compliance with the policies or procedures may deteriorate.

OPINION

In our opinion, to the best of our information and according to the explanations given to us, the Company has, in all material respects, an adequate internal financial controls

system over financial reporting and such internal financial controls over financial reporting were operating effectively as of 31st March, 2021, based on the internal control over financial reporting criteria established by the Company considering the essential components of internal control stated in the Guidance Note issued by the ICAI.

For **G. D. Apte & Co.**
Chartered Accountants
Firm registration number: 100515W

Chetan R. Sapre
Partner

Place : Mumbai

Date : 28th June, 2021

Membership No: 116952

UDIN : 21116952AAABUW9345

Balance Sheet

as at 31st March, 2021

	Notes	As at 31.3.2021	₹ in lacs As at 31.3.2020
A. ASSETS			
1. Non-current Assets			
a. Property, Plant and Equipments	3	17,511.00	17,876.57
b. Capital Work-in-Progress	3	104.78	785.95
c. Investment Property	4	879.10	924.07
d. Other Intangible Assets	5	73.08	94.29
e. Financial Assets	6		
(i) Investments	6.1	3,931.96	969.69
(ii) Loans	6.3	10.29	20.96
(iii) Others	6.4	55.59	15.53
f. Other Non-current Assets	8	426.50	594.40
2. Current Assets			
a. Inventories	7	59,093.50	44,876.14
b. Financial Assets	6		
(i) Investments	6.1	23,175.70	16,722.46
(ii) Trade Receivables	6.2	54,504.50	50,933.21
(iii) Cash and cash equivalents	6.5	4,511.85	2,458.86
(iv) Bank balances other than (iii) above	6.6	1,178.82	267.46
(v) Loans	6.3	20.12	38.65
(vi) Others	6.4	604.80	781.20
c. Current Tax Assets (Net)	15	1,480.62	1,390.97
d. Other Current Assets	8	5,773.44	4,379.87
e. Assets classified as held for sale		-	-
	Total Assets	1,73,335.65	1,43,130.28
B. EQUITY AND LIABILITIES			
Equity			
a. Equity Share Capital	9	1,407.11	1,407.11
b. Other Equity	10	1,07,779.51	85,451.37
		1,09,186.62	86,858.48
Liabilities			
1. Non-current Liabilities			
a. Financial Liabilities	11		
(i) Borrowings	11.1	9.95	40.70
(ii) Other financial liabilities (other than those specified in (b) below)	11.4	-	31.81
b. Provisions	12	549.13	464.43
c. Deferred Tax Liabilities (Net)	13	395.36	378.64
d. Other Non-current Liabilities	14	0.33	10.36
2. Current Liabilities			
a. Financial Liabilities	11		
(i) Borrowings	11.2	-	-
(ii) Trade Payables			
Total outstanding dues of micro enterprises and small enterprises	11.3	1,495.45	-
Total outstanding dues of creditors other than micro enterprises and small enterprises	11.3	54,563.83	50,379.22
(iii) Other Financial Liabilities (other than those specified in (c) below)	11.4	1,852.27	1,170.04
b. Other Current Liabilities	14	4,484.60	3,333.52
c. Provisions	12	395.03	346.91
d. Current Tax Liabilities (Net)	15	403.08	116.17
	Total Equity and Liabilities	1,73,335.65	1,43,130.28
Significant Accounting Policies	2		
The accompanying notes are an integral part of the financial statements.			

As per our report of the even date
 For **G. D. Apte & Co.**
 Chartered Accountants
 Firm's Registration No.: 100515W

For and on behalf of the Board
G. N. Mehra (DIN : 00296615) *Chairman and
 Managing Director*
M. C. Dalal (DIN : 00087178) *Non-executive Director*

Chetan R. Sapre
 Partner
 Membership No. 116952
 Mumbai
 28th June, 2021

U. C. Rege
 Company Secretary
 and Executive VP - Legal

S. M. Dixit (DIN : 02359138)
 Chief Financial Officer and
 Whole-time Director

Statement of Profit and Loss

for the year ended 31st March, 2021

₹ in lacs

	Notes	Year ended 31.3.2021	Year ended 31.3.2020
INCOME			
Revenue from Operations	16	1,91,232.30	2,04,617.28
Other Income	17	3,181.61	1,161.14
Total Income		1,94,413.91	2,05,778.42
EXPENDITURE			
Cost of Materials Consumed	18	1,31,280.86	1,52,676.91
Purchase of Stock-in-trade	19	4,125.94	3,442.76
Changes in inventories of finished goods, work-in-progress and stock-in-trade	20	(937.19)	1,444.37
Employee Benefits Expense	21	6,205.66	5,658.79
Finance Costs	22	892.48	1,998.83
Depreciation and Amortisation Expense	23	2,019.02	2,222.49
Other Expenses	24	20,517.27	25,859.46
Total Expenditure		1,64,104.04	1,93,303.61
Profit for the year before tax		30,309.87	12,474.81
Tax Expenses			
Current Tax	34	7,897.65	3,432.04
Deferred Tax	34	16.72	(521.47)
Provision for taxation no longer required	34	-	-
Total Tax Expenses		7,914.37	2,910.57
Profit for the year from continuing operations		22,395.50	9,564.24
Other Comprehensive Income			
Items that will not be reclassified to profit or loss:			
i) Re-measurement gains / (losses) on defined benefit plans	34	(90.01)	(27.97)
ii) Income tax related to such items	34	22.65	7.04
Total Comprehensive Income for the year		22,328.14	9,543.31
Basic and Diluted earnings per share in ₹ (face value of ₹ 10 each)		159.16	67.55
Significant Accounting Policies	2		
The accompanying notes are an integral part of the financial statements.			

As per our report of the even date
For **G. D. Apte & Co.**
Chartered Accountants
Firm's Registration No.: 100515W

For and on behalf of the Board
G. N. Mehra (DIN : 00296615) *Chairman and
Managing Director*
M. C. Dalal (DIN : 00087178) *Non-executive Director*

Chetan R. Sapre
Partner
Membership No. 116952
Mumbai
28th June, 2021

U. C. Rege
Company Secretary
and Executive VP - Legal

S. M. Dixit (DIN : 02359138)
Chief Financial Officer and
Whole-time Director

Statement of Changes in Equity

for the year ended 31st March, 2021

EQUITY SHARE CAPITAL

	₹ in lacs
Balance as at 1st April, 2019	1,432.21
Changes in equity share capital during the year (Refer note 9(d))	(25.10)
Balance as at 31 st March, 2020	1,407.11
Changes in equity share capital during the year	-
Balance as at 31st March, 2021	1,407.11

OTHER EQUITY

Particulars	₹ in lacs					
	Capital Reserve - Forfeited Shares	Reserves and Surplus Capital Reserve - Others	Capital Redemption Reserve	General Reserve	Retained Earnings	Total Amount
Balance at 1st April, 2019	0.35	118.87	28.00	14,364.60	69,216.45	83,728.27
Profit for the year	-	-	-	-	9,564.24	9,564.24
Other comprehensive income	-	-	-	-	(20.93)	(20.93)
Utilisation for Buy-back of equity shares (Refer note 9(d))	-	-	-	(4,003.45)	-	(4,003.45)
Transfer from General Reserve / Transfer to Capital Redemption Reserve (Refer note 9(d))	-	-	25.10	(25.10)	-	-
Total comprehensive income for the year	0.35	118.87	53.10	10,336.05	78,759.76	89,268.13
Dividend for 2018-19	-	-	-	-	(351.77)	(351.77)
Tax on Dividend 2018-19	-	-	-	-	(72.30)	(72.30)
Interim Dividend for 2019-20	-	-	-	-	(2,814.22)	(2,814.22)
Tax on Interim Dividend 2019-20	-	-	-	-	(578.47)	(578.47)
Transfer from retained earnings / Transfer to General Reserve	-	-	-	1,000.00	(1,000.00)	-
Balance at 31st March, 2020	0.35	118.87	53.10	11,336.05	73,943.00	85,451.37
Profit for the year	-	-	-	-	22,395.50	22,395.50
Other comprehensive income	-	-	-	-	(67.36)	(67.36)
Total comprehensive income for the year	0.35	118.87	53.10	11,336.05	96,271.14	1,07,779.51
Transfer from retained earnings / Transfer to General Reserve	-	-	-	-	-	-
Balance at 31st March, 2021	0.35	118.87	53.10	11,336.05	96,271.14	1,07,779.51

The Board of Directors have recommended dividend @ 150 %, i.e., ₹ 15 per Equity Share (face value ₹ 10 each) aggregating to ₹ 2,073.01 lacs for the year ended 31st March, 2021.

Capital Reserve - Others	This reserve represents compensation received for breach of contract during the year 1994-95.
Capital Redemption Reserve	This reserve is created u/s 69 of the Companies Act, 2013 by transferring an amount equal to the nominal value of shares bought back by the Company. The same is permitted to be used for issuing fully paid bonus shares.
General Reserve	General reserve forms part of the retained earnings and is permitted to be distributed to shareholders as dividend.
Retained Earnings	This represents profits remaining after all appropriations. This is a free reserve and can be used for distribution as dividend.

As per our report of the even date
For **G. D. Apte & Co.**
Chartered Accountants
Firm's Registration No.: 100515W

Chetan R. Sapre
Partner
Membership No. 116952
Mumbai
28th June, 2021

U. C. Rege
Company Secretary
and Executive VP - Legal

S. M. Dixit (DIN : 02359138)
Chief Financial Officer and
Whole-time Director

For and on behalf of the Board
G. N. Mehra (DIN : 00296615) *Chairman and
Managing Director*
M. C. Dalal (DIN : 00087178) *Non-executive Director*

Cash Flow Statement

for the year ended 31st March, 2021

₹ in lacs

	2020-2021	2019-2020
A. Cash Flow from Operating Activities :		
Profit before tax from continuing operations	30,309.87	12,474.81
Adjustments for -		
Depreciation on property, plant and equipments and investment property	1,996.08	2,195.16
Amortisation on intangible assets	22.94	27.33
Finance costs	892.48	1,998.83
(Profit) / loss on sale of property, plant and equipments (net)	(4.19)	(3.87)
(Profit) / loss on sale of non-current investments (net)	(16.04)	(24.68)
(Profit) / loss on sale of current investments (net)	(925.59)	(346.74)
(Gain) / Diminution in the value of non-current investments	(877.69)	131.75
(Gain) / Diminution in the value of current investments	(120.69)	(127.30)
Interest income	(96.20)	(210.09)
Dividend income	(0.03)	(3.53)
Bad debts, provision for doubtful debts and advances	857.61	358.55
Unrealised exchange loss / (gain) (net)	267.87	1,121.57
Operating profit before working capital changes	32,306.41	17,591.79
Changes in working capital:		
Increase / (Decrease) in trade payables	5,443.19	(1,731.46)
Increase / (Decrease) in long-term provisions	84.70	(27.25)
Increase / (Decrease) in short-term provisions	(41.89)	(84.99)
Increase / (Decrease) in other current liabilities	1,897.28	(37.68)
(Increase) / Decrease in trade receivables	(4,229.89)	6,476.80
(Increase) / Decrease in inventories	(14,217.36)	(1,154.44)
(Increase) / Decrease in long-term loans and advances	(123.67)	(154.41)
(Increase) / Decrease in short-term loans and advances	(1,126.15)	745.06
(Increase) / Decrease in other current assets	3.76	(2.29)
Cash generated from operations	19,996.38	21,621.13
Interest received	65.35	182.86
Income tax paid	(7,677.74)	(4,101.87)
Net cash from Operating Activities	12,383.99	17,702.12
B. Cash Flow from Investing Activities:		
Additions to property, plant and equipments, investment property and CWIP	(910.39)	(1,166.45)
Additions to intangible assets	(1.73)	(29.35)
Sale of property, plant and equipments	10.21	12.93
Purchase of non-current investments	(2,210.75)	(977.99)
Purchase of current investments	(1,00,995.35)	(87,279.98)
Sale of Non-current investments	142.20	424.68
Sale of current investments	95,588.39	77,376.70
Interest received	31.01	28.23
Dividend received	0.03	4.33
Net cash used in Investing Activities	(8,346.37)	(11,606.90)

Cash Flow Statement

for the year ended 31st March, 2021

₹ in lacs

	2020-2021	2019-2020
C. Cash Flow from Financing Activities:		
Repayment of long-term borrowings	(83.28)	(113.86)
Repayment of short-term borrowings	-	(137.98)
Shares bought back	-	(4,028.55)
(Increase) / Decrease in earmarked bank balances (net)	(911.36)	(72.18)
Interest paid	(926.32)	(2,101.42)
Dividend paid	(31.23)	(3,143.35)
Dividend tax paid	-	(650.77)
Net cash used in Financing Activities	(1,952.19)	(10,248.11)
Net Increase / (Decrease) in Cash and Cash Equivalents	2,085.43	(4,152.89)
Cash and Cash Equivalents - Beginning of the year	2,458.86	6,591.53
Unrealised exchange fluctuation	(32.44)	20.22
Cash and Cash Equivalents - End of the year (Refer Note 6.5)	4,511.85	2,458.86
Net Cash and Cash Equivalents	(2,085.43)	4,152.89

Notes:

- 1) Cash flow statement has been prepared under the indirect method as set out in Ind AS - 7 specified under Section 133 of the Companies Act, 2013.
- 2) Previous year's figures have been regrouped / rearranged wherever necessary to make them comparable with those of current year.

As per our report of the even date

For **G. D. Apte & Co.**

Chartered Accountants

Firm's Registration No.: 100515W

For and on behalf of the Board

G. N. Mehra (DIN : 00296615) *Chairman and*

Managing Director

M. C. Dalal (DIN : 00087178) *Non-executive Director*

Chetan R. Sapre

Partner

Membership No. 116952

Mumbai

28th June, 2021

U. C. Rege

Company Secretary

and Executive VP - Legal

S. M. Dixit (DIN : 02359138)

Chief Financial Officer and

Whole-time Director

Notes to Financial Statements

for the year ended 31st March, 2021

1. CORPORATE INFORMATION

Savita Oil Technologies Limited (“the Company”) is a Public Limited Company incorporated under the Companies Act, 1956 and domiciled in India. Its equity shares are listed on the Bombay Stock Exchange (BSE) and National Stock Exchange (NSE).

The Company is principally engaged in two segments, namely, manufacturing of petroleum speciality products and generation of electricity through windmills / wind power plants.

Authorization of financial statements

The standalone financial statements were authorized for issue in accordance with a resolution of the Board of Directors passed on 28th June, 2021.

2. SIGNIFICANT ACCOUNTING POLICIES

This note provides a list of the significant accounting policies adopted in the preparation and presentation of these standalone financial statements.

A. Basis of preparation of financial statements

i. Compliance with Ind AS

The standalone financial statements have been prepared to comply, in all material aspects, with the Indian Accounting Standards (Ind AS) notified under Section 133 of the Companies Act, 2013, read with Companies (Indian Accounting Standards) Rules, 2015 and the relevant provisions of the Companies Act, 2013.

ii. Classification of assets and liabilities

All assets and liabilities have been classified as current or non-current based on the Company's normal operating cycle and other criteria set out in the Schedule III to the Companies Act, 2013. Deferred tax assets and liabilities are classified as non-current on net basis.

For the above purposes, the Company has determined the operating cycle as twelve months based on the nature of products and the time between the acquisition of inputs for manufacturing and their realisation in cash and cash equivalents.

iii. Historical cost convention

The financial statements have been prepared on going concern basis under the historical cost convention except:

- (a) certain financial instruments (including derivative instruments) and
- (b) defined benefit plans

which are measured at fair value at the end of each reporting period, as explained in the accounting policies below.

iv. Functional and presentation currency

The Company's functional and presentation currency is Indian Rupee (INR). All amounts disclosed in the financial statements and notes have been rounded off to the nearest lacs (₹ lacs), except otherwise indicated.

v. Fair value measurement

The Company measures certain financial assets and financial liabilities including derivatives and defined benefit plans at fair value.

Fair value is the price that would be received to sell an asset or paid to transfer a liability in an orderly transaction between market participants at the measurement date. The fair value measurement is based on the presumption that the transaction to sell the asset or transfer the liability takes place either

- a. in the principal market for the asset or liability or
- b. in the absence of a principal market, in the most advantageous market for the asset or liability.

The fair value of an asset or a liability is measured using the assumptions that market participants would use when pricing the asset or liability, assuming that market participants act in their best economic interest.

All assets and liabilities for which fair value is measured or disclosed in the financial statements are categorised within the fair value hierarchy, described as follows, based on the lowest level input that is significant to the fair value measurement as a whole:

Level 1 — Quoted (unadjusted) market prices in active markets for identical assets or liabilities.

Notes to Financial Statements

for the year ended 31st March, 2021

Level 2 — Valuation techniques for which the lowest level input that is significant to the fair value measurement is directly or indirectly observable.

Level 3 — Valuation techniques for which the lowest level input that is significant to the fair value measurement is unobservable.

For assets and liabilities that are recognised in the financial statements on a recurring basis, the Company determines whether transfers have occurred between levels in the hierarchy by re-assessing categorisation (based on the lowest level input that is significant to the fair value measurement as a whole) at the end of each reporting period.

B. Property, plant and equipment

- (i) Freehold land is carried at historical cost and all other property, plant and equipment are shown at cost (net of adjustable taxes) less accumulated depreciation and, accumulated impairment losses. The cost of an asset comprises of its purchase price, non refundable / adjustable purchase taxes and any costs directly attributable to bringing the asset into the location and condition necessary for it to be capable of operating in the manner intended by the management, the initial estimate of any decommissioning obligation, if any, and, for assets that necessarily take a substantial period of time to get ready for their intended use, finance costs. The purchase price is the aggregate amount paid and the fair value of any other consideration given to acquire the asset. The cost also includes trial run cost and other operating expenses such as freight, installation charges etc. The projects under construction are carried at costs comprising of costs directly attributable to bringing the asset to the location and condition necessary for it to be capable of operating in the manner intended by management and attributable borrowing costs.
- (ii) Stores and spares which meet the definition of property, plant and equipment and satisfy the recognition criteria of Ind AS 16 are capitalized as property, plant and equipments.
- (iii) When significant parts of plant and equipments are required to be replaced at intervals, the Company depreciates them separately based on their specific useful lives.
- (iv) An item of property, plant and equipments and any significant part initially recognised is derecognised upon disposal or when no future economic benefits are expected from its use or disposal. Any gain or loss arising on derecognition of the asset (calculated as the difference between the net disposal proceeds and the carrying amount of the asset or significant part) is included in the Statement of Profit and Loss when the asset is derecognised.
- (v) In line with the provisions of Schedule II to the Companies Act, 2013, the Company depreciates significant components of the main asset (which have different useful lives as compared to the main asset) based on the individual useful life of those components. Useful life for such components of property, plant and equipment has been assessed based on the historical experience and internal technical inputs.
- (vi) Depreciation on property, plant and equipment is provided as per written down value method based on useful life prescribed under Schedule II to the Companies Act, 2013. The Company has assessed the estimated useful lives of its property, plant and equipments and has adopted the useful lives and residual value as prescribed in Schedule II.
- Depreciation on stores and spares specific to an item of property, plant and equipments is based on life of the related property, plant and equipments. In other cases, the stores and spares are depreciated over their estimated useful life based on the internal technical inputs.
- (vii) The residual values and useful lives of property, plant and equipment are reviewed at each financial year end, and changes, if any, are accounted prospectively.

Notes to Financial Statements

for the year ended 31st March, 2021

C. Investment property

Investment properties are properties held to earn rentals and / or for capital appreciation (including property under construction for such purpose). Investment properties are measured initially at cost, including transaction costs. Subsequent to initial recognition, investment properties are measured in accordance with the requirements of Ind AS 16 for cost model.

An investment property is derecognised upon disposal or when the investment property is permanently withdrawn from use and no future economic benefits are expected from the disposal. Any gain or loss arising on derecognition of the property is included in the Statement of Profit and Loss in the period in which the property is derecognised.

Depreciation on investment property is provided as per written down value method based on estimated useful life which is considered at 60 years based on internal technical inputs.

D. Intangible assets

Intangible assets acquired separately are measured on initial recognition at cost. Following initial recognition, intangible assets are carried at cost less any accumulated amortisation and accumulated impairment losses. Internally generated intangibles are not capitalised and the related expenditure is reflected in the Statement of Profit and Loss in the period in which the expenditure is incurred.

Licences and application softwares are classified as Intangible Assets collectively termed as Computer Softwares in the financial statements.

Estimated lives of Computer Software is 5 to 7 years.

E. Borrowing costs

Borrowing costs are charged to Statement of Profit and Loss except to the extent attributable to acquisition / construction of an asset that necessarily takes a substantial period of time to get ready for its intended use or sale.

Borrowing costs consist of interest and other costs that an entity incurs in connection with the borrowing of funds. Borrowing cost also includes exchange differences to the extent regarded as an adjustment to the borrowing costs.

F. Impairment of non-financial assets

At each balance sheet date, an assessment is made of whether there is any indication of impairment.

If any indication exists, or when annual impairment testing for an asset is required, the Company estimates the asset's recoverable amount. An asset's recoverable amount is the higher of an asset's or cash-generating unit's (CGU) fair value less costs of disposal and its value in use. Recoverable amount is determined for an individual asset, unless the asset does not generate cash inflows that are largely independent of those from other assets or groups of assets.

When the carrying amount of an asset or CGU exceeds its recoverable amount, the asset is considered impaired and is written down to its recoverable amount.

In assessing value in use, the estimated future cash flows are discounted to their present value using a pre-tax discount rate that reflects current market assessments of the time value of money and the risks specific to the asset. In determining fair value less costs of disposal, recent market transactions are taken into account. If no such transactions can be identified, an appropriate valuation model is used.

The Company bases its impairment calculation on detailed budgets and forecast calculations, which are prepared separately for each of the Company's CGUs to which the individual assets are allocated.

G. Non-current assets held for sale

Non-current assets classified as held for sale are measured at the lower of carrying amount and fair value less costs to sell.

Non-current assets are classified as held for sale if their carrying amounts will be recovered through a sale transaction rather than through continuing use. This condition is regarded as met only when the sale is highly probable and the asset is available for immediate sale in its present condition subject only to terms that are usual and customary for sale of such assets.

Property, plant and equipments and intangible assets are not depreciated or amortized once classified as held for sale.

Notes to Financial Statements

for the year ended 31st March, 2021

H. Inventories

Raw and packing materials, fuels, stores and spares are valued at lower of weighted average cost and net realisable value. However, materials and other items held for use in the production of finished goods are not written down below cost if the finished products in which they will be incorporated are expected to be sold at or above cost. Cost of raw materials and stores and spares which do not meet the recognition criteria under property, plant and equipments is determined on a weighted average basis.

Work-in-progress and finished goods are valued at lower of weighted average cost and net realisable value. Cost includes direct materials, labour, other direct cost and manufacturing overheads based on normal operating capacity.

Traded Goods are valued at lower of weighted average cost and net realisable value.

Net realisable value is the estimated selling price in the ordinary course of business less estimated costs of completion and estimated costs necessary to make the sale.

I. Revenue recognition

The Company recognises revenue when the amount of revenue can be reliably measured and it is probable that future economic benefits will flow to the entity.

a) Revenue from contracts with customer

Sales are accounted on passing of significant risks, rewards and control of ownership attached to the goods to customers. Revenue from the sale of goods is measured at the fair value of the consideration received or receivable, net of returns, applicable discounts and allowances and is inclusive of excise duty wherever applicable.

Revenue from contracts with customers is recognised when the Company satisfies performance obligation by transferring promised goods and services (assets) to the customers. Performance obligations are satisfied when the customer obtains control of the goods. Any amount of income accrued but not billed to customers in respect of any contracts is

recorded as a contract asset. Such contract assets are transferred to trade receivables on actual billing to customers. A contract liability is the obligation to transfer goods or services to a customer for which the Company has received consideration or an amount of consideration is due from the customer. Such contract liabilities are recognised as revenue when the Company performs under the contract.

Revenue is measured based on transaction price which is the fair value of the consideration received or receivable, stated net of discounts, returns and taxes. Transaction price is recognised based on the price specified in the contract. Accumulated experience is used to estimate and provide for the discounts / right of return, using the expected value method.

b) Processing income

Revenue from services is recognized as and when the services are rendered on proportionate completion method.

c) Rental income

Rental income arising from operating leases of investment properties is accounted for on a straight-line basis over the lease unless the payments are structured to increase in line with the expected general inflation to compensate for the lessor's expected inflationary cost increases and is included in other income in the Statement of Profit and Loss.

d) Incentives based on renewable energy generation:

Incentives for renewable energy generation are recognised as income on passing of significant risks, rewards and control of ownership attached with such incentive.

e) Interest income

Interest income is recognised using the effective interest rate method. The effective interest rate is the rate that exactly discounts estimated future cash receipts through the expected life of the financial asset to the gross carrying amount of a financial asset. When calculating the effective interest rate, the Company estimates

Notes to Financial Statements

for the year ended 31st March, 2021

the expected cash flows by considering all the contractual terms of the financial instrument (for example, prepayment, extension, call and similar options) but does not consider the expected credit losses.

f) Dividend income

Dividends are recognised in the Statement of Profit and Loss only when the right to receive payment is established, the economic benefits associated with the dividend will flow to the Company and the amount of the dividend can be measured reliably.

g) Others

Income in respect of export incentives, insurance / other claims, etc. is recognised when it is reasonably certain that the ultimate collection will be made.

J. Expenditure on research and development

Revenue expenditure on Research and Development is charged to Statement of Profit and Loss under the appropriate heads of expenses. Expenditure relating to property, plant and equipments are capitalised under respective heads.

Development expenditure incurred on an individual project is recognized as an intangible asset when the Company can demonstrate the following :

- a) the technical feasibility of completing the intangible asset so that it will be available for use or sale;
- b) its intention to complete the asset;
- c) its ability to use or sell the asset;
- d) how the asset will generate future economic benefits;
- e) the availability of adequate resources to complete the development and use or sell the asset and
- f) the ability to measure reliably the expenditure attributable to the intangible asset during development.

K. Foreign currency transactions

Foreign currency transactions are translated into the functional currency using exchange rate prevailing on the date of transaction. Monetary assets and liabilities are translated at rate of exchange prevailing at the reporting date. The difference arising on settlement or translation on account of fluctuation in the rate of exchange is dealt within the Statement of Profit and Loss.

Foreign exchange differences regarded as an adjustment to borrowing costs are presented in the Statement of Profit and Loss, as finance costs. All other foreign exchange gains and losses are presented in the Statement of Profit and Loss on a net basis within other gains / (losses).

Non-monetary items that are measured in terms of historical cost in a foreign currency are translated using the exchange rates at the dates of the initial transactions.

L. Employee benefits

Short-term obligations

Short-term employee benefits (benefits which are payable within twelve months after the end of the period in which employees render service) are measured at an undiscounted amount in the Statement of Profit and Loss for the year in which the related services are rendered.

Post-employment obligations

The Company operates the following post-employment schemes

- a. defined benefit plan – gratuity, and
- b. defined contribution plan- provident fund.

Defined benefit plan – Gratuity obligation

Post-employment benefits (benefits which are payable on completion of employment) are measured on a discounted basis by the Projected Unit Credit Method on the basis of actuarial valuation carried out at each reporting date.

The liability or asset recognised in the Balance Sheet in respect of defined benefit gratuity plan is the present value of the defined benefit obligation at the end of the reporting period less fair value of plan assets.

Notes to Financial Statements

for the year ended 31st March, 2021

Defined benefit costs are categorized as follows:

- a) service cost (including current service cost, past service cost, as well as gains and losses on curtailments and settlements);
- b) net interest expense or income; and
- c) re-measurement.

Changes in the present value of the defined benefit obligation resulting from plan amendments or curtailments are recognised immediately in the Statement of Profit and Loss as past service cost.

The net interest expense or income is included in employee benefit expense in the Statement of Profit and Loss.

Re-measurement gains and losses arising from experience adjustments and changes in actuarial assumptions are recognised in the period in which they occur, directly in Other Comprehensive Income. They are included in retained earnings in the Statement of Changes in Equity and in the Balance Sheet.

Defined contribution plan - Provident Fund

Contributions to Provident Fund are made in accordance with the statute and are recognised as an employee benefit expense when employees have rendered service entitling them to the contributions.

Other long-term employee benefit obligations

The eligible employees can accumulate unavailed privilege leave and are entitled to encash the same either while in employment, on termination or on retirement in accordance with the Company's policy. The present value of such unavailed leave is measured using the Projected Unit Credit Method, with actuarial valuations being carried out at each reporting date. The benefits are discounted using the market yields at the end of the reporting period that have terms approximating to the terms of the related obligation. Re-measurements as a result of experience adjustments and changes in actuarial assumptions are recognised in the Statement of Profit and Loss.

The obligations are presented as current liabilities in the Balance Sheet if the entity does not have an unconditional right to defer settlement for at least twelve months after the reporting period, regardless of when the actual settlement is expected to occur.

M. Leases

The determination of whether an arrangement is, or contains, a lease is based on the substance of the arrangement at the inception date, whether fulfillment of the arrangement is dependent on the use of a specific asset(s) or the arrangement conveys a right to use the asset, even if that right is not explicitly specified in an arrangement.

a) As a lessee

The Company, as a lessee, recognises a right-of-use asset and a corresponding lease liability for its leasing arrangements, if the contract conveys the right to control the use of an identified asset.

The contract conveys the right to control the use of an identified asset, if it involves the use of an identified asset and the Company has substantially all of the economic benefits from use of the asset and has right to direct the use of the identified asset.

The cost of the right-of-use asset shall comprise of the amount of the initial measurement of the lease liability adjusted for any lease payments made at or before the commencement date plus any initial direct costs incurred. The right-of-use assets is subsequently measured at cost less any accumulated depreciation, accumulated impairment losses, if any and adjusted for any remeasurement of the lease liability. The right-of-use assets is depreciated using the straight-line method from the commencement date over the shorter of lease term or useful life of right-of-use asset.

The Company measures the lease liability at the present value of the lease payments that are not paid at the commencement date of the lease. The lease payments are discounted using the interest rate implicit in the lease, if that rate can be readily determined. If that rate cannot be readily determined, the Company uses incremental borrowing rate.

Notes to Financial Statements

for the year ended 31st March, 2021

For short-term and low value leases, the Company recognises the lease payments as an operating expense on a straight-line basis over the lease term.

b) As a Lessor

Rental income from operating leases is generally recognised on a straight-line basis over the period of the lease unless the rentals are structured to increase in line with expected general inflation to compensate for the Company's expected inflationary cost increases and is included in revenue in the Statement of Profit or Loss due to its operating nature.

N. Government grants

Government grants are recognized when there is reasonable assurance that the grant will be received and all attached conditions will be complied with.

The benefit of a government loan at a below market rate of interest is treated as a government grant, measured as the difference between proceeds received and the initial fair value of loan based on prevailing market interest rates.

Government grants are recognised in Statement of Profit and Loss on a systematic basis over the periods in which the Company recognises as expenses the related costs for which the grants are intended to compensate.

O. Taxation

Income tax expense comprises of current tax expense and the net change in the deferred tax asset or liability during the year. Current and deferred tax are recognised in the Statement of Profit or Loss, except when they relate to items that are recognised in other comprehensive income or directly in equity, in which case, the current and deferred tax are also recognised in other comprehensive income or directly in equity, respectively.

(a) Current Tax

Current tax expense is determined as the amount of tax payable in respect of taxable income for the year.

Income tax assets and liabilities are measured at the amount expected to be recovered from or paid to the taxation authorities. The tax rates and tax laws used to compute the amount are those that are enacted or substantively enacted, at the time of reporting.

(b) Deferred Tax

Deferred income tax is recognised using the balance sheet approach. Deferred income tax assets and liabilities are recognised for deductible and taxable temporary differences arising between the tax base of assets and liabilities and their carrying amount.

Deferred tax liabilities are recognised for all taxable temporary differences.

Deferred tax assets are recognised for all deductible temporary differences, the carry forward of unused tax credits and any unused tax losses. Deferred tax assets are recognised to the extent that it is probable that taxable profit will be available against which the deductible temporary differences, and the carry forward of unused tax credits and unused tax losses can be utilised.

The carrying amount of deferred tax assets is reviewed at each reporting date and reduced to the extent that it is no longer probable that sufficient taxable profit will be available to allow all or part of the deferred tax asset to be utilised. Unrecognised deferred tax assets are re-assessed at each reporting date and are recognised to the extent that it has become probable that future taxable profits will allow the deferred tax asset to be recovered.

Deferred tax assets and liabilities are measured at the tax rates that are expected to apply in the year when the asset is realised or the liability is settled, based on tax rates (and tax laws) that have been enacted or substantively enacted at the reporting date.

Deferred tax assets and deferred tax liabilities are off set if a legally enforceable right exists to set off current tax assets against current tax liabilities and the deferred taxes relate to the same taxable entity and the same taxation authority.

Notes to Financial Statements

for the year ended 31st March, 2021

P. Segment reporting

The Chairman and Managing Director (CMD) of the Company is the Chief Operating Decision Maker (CODM). The CODM monitors the operating results of its business segments separately for the purpose of making decisions about resources allocation and performance assessment. Segment performance is evaluated based on profit or loss and is measured consistently with profit or loss in the financial statements.

The operating segments have been identified on the basis of nature of products / service.

- a) Segment revenue includes sales and other income directly attributable / allocable to segments including inter-segment revenue.
- b) Expenses directly identifiable with / allocable to segments are considered for determining the segment results. Expenses which relate to the Company as a whole and not allocable to segments are included under unallocable expenditure.
- c) Income which relates to the Company as a whole and not allocable to segments is included in un-allocable income.
- d) Segment results include margins on inter-segment sales which are reduced in arriving at the profit before tax of the company.
- e) Segment assets and liabilities include those directly identifiable with the respective segments. Un-allocable assets and liabilities represent the assets and liabilities that relate to the Company as a whole and not allocable to any segment.

Q. Earnings per share

Basic earnings per share is calculated by dividing the net profit or loss for the year after tax attributable to equity shareholders by the weighted average number of equity shares outstanding during the year. The weighted average number of equity shares outstanding during the year is adjusted for events,

if any, such as bonus issue, bonus elements in a rights issue to existing shareholders, shares split and reverse shares split (consolidation of shares). For the purpose of calculating diluted earnings per share, the net profit or loss for the year after tax attributable to equity shareholders and the weighted average number of equity shares outstanding during the year are adjusted for the effects of all dilutive potential equity shares.

R. Provisions and Contingent Assets / Liabilities

Provisions are recognised when the Company has a present obligation (legal or constructive) as a result of past events, for which it is probable that an outflow of resources will be required to settle the obligation and a reliable estimate of the amount can be made.

Provisions are measured at the present value of management's best estimate of the outflow required to settle the present obligation at the end of the reporting period. If the effect of the time value of money is material, provisions are discounted using a current pre-tax rate that reflects, when appropriate, the risks specific to the liability. When discounting is used, the increase in the provision due to the passage of time is recognized as a finance cost.

Contingent liabilities are disclosed in the case of:

- a. a present obligation arising from the past events, when it is not probable that an outflow of resources will be required to settle the obligation;
- b. a present obligation arising from the past events, when no reliable estimate is possible;
- c. a possible obligation arising from past events, unless the probability of outflow of resources is remote.

Contingent assets are not recognised but disclosed in the financial statements when an inflow of economic benefits is probable.

S. Financial instruments

Financial assets and financial liabilities are recognised when the Company becomes a party to the contractual provisions of the instruments.

Notes to Financial Statements

for the year ended 31st March, 2021

I. Financial assets

A. Initial recognition and measurement :

Financial assets are initially measured at fair value. Transaction costs that are directly attributable to the acquisition of the financial asset [other than financial assets at Fair Value Through Profit or Loss (FVTPL)] are added to the fair value of the financial assets. Purchases or sales of financial assets that require delivery of assets within a time frame established by regulation or convention in the market place (regular way trades) are recognised on the trade date, i.e., the date that the Company commits to purchase or sell the asset. Transaction costs of financial assets carried at FVTPL are expensed in the Statement of Profit and Loss.

B. Subsequent measurement:

For purposes of subsequent measurement, financial assets are classified in the following categories:

(i) Debt instruments at amortised cost

A 'debt instrument' is measured at the amortised cost if both the following conditions are met:

- a) The asset is held within a business model whose objective is to hold assets for collecting contractual cash flows, and
- b) Contractual terms of the asset give rise on specified dates to cash flows that are Solely Payments of Principal and Interest (SPPI) on the principal amount outstanding.

After initial measurement, such financial assets are subsequently measured at amortised cost using the Effective Interest Rate (EIR) method. Amortised cost is calculated by taking into account any discount or premium and fees or costs that are an integral part of the EIR. The EIR amortisation is included in finance income in the Statement of Profit and Loss. The losses arising from impairment are recognised in the Statement of Profit and Loss. This category generally applies to trade and other receivables.

- (ii) Debt instruments included within the Fair Value Through Profit or Loss (FVTPL) category are measured at fair value with all changes recognized in the Statement of Profit and Loss.

(iii) Equity instruments

All equity instruments within the scope of Ind-AS 109 are measured at fair value. Equity instruments which are classified as held for trading are measured at FVTPL. For all other equity instruments, the Company decides to measure the same either at Fair Value Through Other Comprehensive Income (FVTOCI) or FVTPL. The Company makes such selection on an instrument-by-instrument basis. The classification is made on initial recognition and is irrevocable.

For equity instruments measured at FVTOCI, all fair value changes on the instrument, excluding dividends, are recognized in Other Comprehensive Income (OCI). There is no recycling of the amounts from OCI to Statement of Profit and Loss on sale of such instruments.

- iv) Equity instruments included within the FVTPL category are measured at fair value with all changes recognized in the Statement of Profit and Loss.

C. Derecognition:

A financial asset (or, where applicable, a part of a financial asset or part of a group of similar financial assets) is primarily derecognised (i.e. removed from the Company's balance sheet) when:

- the rights to receive cash flows from the asset have expired, or
- the Company has transferred its rights to receive cash flows from the asset or has assumed an obligation to pay the received cash flows in full without material delay to a third party under a 'pass-through' arrangement; and either:

- (i) the Company has transferred substantially all the risks and rewards of the asset, or
- (ii) the Company has neither transferred nor retained substantially all the risks and rewards of the asset, but has transferred control of the asset.

Notes to Financial Statements

for the year ended 31st March, 2021

D. Impairment of financial assets:

In accordance with Ind-AS 109, the Company applies Expected Credit Loss (ECL) model for measurement and recognition of impairment loss on trade receivables and other advances. The Company follows 'simplified approach' for recognition of impairment loss on these financial assets. The application of simplified approach does not require the Company to track changes in credit risk. Rather, it recognises impairment loss allowance based on lifetime ECLs at each reporting date, right from its initial recognition.

II. Financial liabilities

A. Initial recognition and measurement:

Financial liabilities are classified at initial recognition as :

- (i) financial liabilities at fair value through profit or loss,
- (ii) loans and borrowings, payables, net of directly attributable transaction costs or
- (iii) derivatives designated as hedging instruments in an effective hedge, as appropriate.

The Company's financial liabilities include trade and other payables, loans and borrowings including derivative financial instruments.

B. Subsequent measurement

The measurement of financial liabilities depends on their classification, as described below:

(i) Borrowings

Borrowings are initially recognised at fair value, net of transaction costs incurred. Borrowings are subsequently measured at amortised cost. Any difference between the proceeds (net of transaction costs) and the redemption amount is recognised in the Statement of Profit and Loss over the period of the borrowings using the effective interest method. Fees paid on the establishment of loan facilities are recognised as transaction costs of the loan to the extent that it is probable that some or all of the facility will be drawn down. In this case, the fee is deferred until the draw down occurs.

Borrowings are removed from the Balance Sheet when the obligation specified in the contract is discharged, cancelled or expired. The difference between the carrying amount of a financial liability that has been extinguished and the consideration paid is recognised in the Statement of Profit and Loss as other gains / (losses).

Borrowings are classified as current liabilities unless the Company has an unconditional right to defer settlement of the liability for at least twelve months after the reporting period. Where there is a breach of a material provision of a long-term loan arrangement on or before the end of the reporting period with the effect that the liability becomes payable on demand on the reporting date, the entity does not classify the liability as current, if the lender has agreed, after the reporting period and before the approval of the financial statements for issue, not to demand payment as a consequence of the breach.

(ii) Trade and other payables

These amounts represent liabilities for goods and services provided to the Company prior to the end of financial period which are unpaid. The amounts are unsecured and are usually paid within twelve months of recognition. Trade and other payables are presented as current liabilities unless payment is not due within twelve months after the reporting period. They are recognised initially at their fair value and subsequently measured at amortised cost using the effective interest method.

(iii) Derivative financial instruments

The Company uses derivative financial instruments, such as foreign exchange forward contracts, currency options and interest rate swaps to hedge its foreign currency risks. Such derivative financial instruments are initially recognised at fair value on the date on which a derivative contract is entered into and are subsequently re-measured at fair value at the end of each reporting period. Derivatives are carried as financial assets when the fair value is positive and as financial liabilities when the fair value is negative.

Notes to Financial Statements

for the year ended 31st March, 2021

Hedge accounting:

The Company designates certain hedging instruments which include derivatives, embedded derivatives and non-derivatives in respect of foreign currency risk, as either fair value hedges, cash flow hedges or hedges of net investments in foreign operations. At the inception of the hedge relationship, the Company documents the relationship between the hedging instruments and the hedged item, along with its risk management objectives and its strategy for undertaking various hedge transactions. Furthermore, at the inception of the hedge and on an ongoing basis, the Company documents whether the hedging instrument is highly effective in offsetting changes in fair values or cash flows of the hedged item attributable to the hedged risk.

C. De-recognition

A financial liability is derecognised when the obligation under the liability is discharged or cancelled or expires. When an existing financial liability is replaced by another, from the same lender, on substantially different terms, or the terms of an existing liability are substantially modified, such an exchange or modification is treated as the derecognition of the original liability and the recognition of a new liability. The difference in the respective carrying amounts is recognised in the Statement of Profit and Loss.

III. Offsetting of financial instruments

Financial assets and financial liabilities are offset and the net amount is reported in the balance sheet if there is a currently enforceable legal right to offset the recognised amounts and there is an intention to settle on a net basis, to realise the assets and settle the liabilities simultaneously.

Significant accounting judgements, estimates and assumptions

The preparation of the Company's financial statements requires management to make judgements, estimates and assumptions that affect the reported amounts of revenues, expenses, assets and liabilities, and the accompanying disclosures, and the disclosure of contingent liabilities. Uncertainty about these assumptions and estimates could result in outcomes that require a material adjustment to the carrying amount of assets or liabilities affected in future periods.

Judgements

In the process of applying the Company's accounting policies, management has made the following judgements, which have the most significant effect on the amounts recognised in the financial statements:

- (a) Operating lease commitments – Company as lessor;
- (b) Assessment of functional currency;
- (c) Evaluation of recoverability of deferred tax assets

Estimates and assumptions

The following are the key assumptions concerning the future, and other key sources of estimation uncertainty at the end of the reporting period that may have a significant risk of causing a material adjustment to the carrying amounts of assets and liabilities within the next financial year :

- a) Useful lives of property, plant and equipments, investment property and intangible assets;
- b) Fair value measurements of financial instruments;
- c) Impairment of non-financial assets;
- d) Taxes;
- e) Defined benefit plans (gratuity benefits);
- f) Provisions;
- g) Revenue recognition – Khazana Coupon scheme, etc.
- h) Valuation of inventories;
- i) Contingencies

Notes to Financial Statements

for the year ended 31st March, 2021

3. PROPERTY, PLANT AND EQUIPMENTS

₹ in lacs

Sr. No	Particulars	Land- Freehold	Right- of-use Assets	Buildings	Wind Power Plants	Plant and Machinery	Laboratory Equipments	Electrical Installation and Processing Equipments	Computer and Data Processing Furniture and Fittings	Office Equipments and Vehicles	Total	Capital Work-in-progress	
I. Gross Carrying Amount													
	Balance as at 1 st April, 2020	2,515.92	227.91	6,705.02	11,638.30	7,388.92	384.48	345.40	227.14	404.09	186.81	424.52	30,448.51
	Additions	-	-	434.95	-	939.83	13.08	50.81	121.87	10.89	3.81	16.32	1,591.56
	Deletions	-	-	-	-	0.14	-	-	-	-	0.80	12.32	1,152.64
	Balance as at 31st March, 2021	2,515.92	227.91	7,139.97	11,638.30	8,328.61	397.56	396.21	349.01	414.98	189.82	428.52	32,026.81
II. Accumulated Depreciation and Impairment													
	Balance as at 1 st April, 2020	-	8.40	1,939.94	5,622.28	3,707.95	227.82	255.51	176.27	270.90	120.80	242.07	12,571.94
	Depreciation for the year (Refer Note 23)	-	8.40	386.23	744.89	599.75	39.93	25.35	30.37	34.53	25.11	56.55	1,951.11
	Accumulated depreciation on deletions	-	-	-	-	-	-	-	-	-	0.75	6.49	7.24
	Balance as at 31st March, 2021	-	16.80	2,326.17	6,367.17	4,307.70	267.75	280.86	206.64	305.43	145.16	292.13	14,515.81
	III. Net Carrying Amount as at 31st March, 2021	2,515.92	211.11	4,813.80	5,271.13	4,020.91	129.81	115.35	142.37	109.55	44.66	136.39	17,511.00
	IV. Net Carrying Amount as at 31st March, 2020	2,515.92	219.51	4,765.08	6,016.02	3,680.97	156.66	89.89	50.87	133.19	66.01	182.45	17,876.57

Notes :

- Buildings include cost of shares amounting to ₹ 0.03 lacs (Previous year ₹ 0.03 lacs).
- Additions during the year include Research and Development capital expenditure amounting to ₹ 2.15 lacs (Previous year ₹ NIL) in Laboratory Equipments, ₹ NIL (Previous year ₹ 1.27 lacs) in Computer and Data Processing and ₹ NIL (Previous year ₹ 0.96 lacs) in Office Equipments.
- Certain property, plant and equipments have been mortgaged for borrowing facilities availed by the Company (Refer Note 30).

Notes to Financial Statements

for the year ended 31st March, 2021

4 INVESTMENT PROPERTY

	₹ in lacs
Buildings	Amount
I. Gross Carrying Amount	
Balance as at 1 st April, 2020	1,177.40
Additions	-
Balance as at 31 st March, 2021	1,177.40
II. Accumulated Depreciation and Impairment	
Balance as at 1 st April, 2020	253.33
Depreciation for the year (Refer Note 23)	44.97
Balance as at 31 st March, 2021	298.30
III. Net Carrying Amount as at 31st March, 2021	879.10
IV. Net Carrying Amount as at 31st March, 2020	924.07

Note : Buildings include cost of shares amounting to ₹ 0.01 lacs (Previous year ₹ 0.01 lacs).

4.1 INFORMATION REGARDING INCOME AND EXPENDITURE OF INVESTMENT PROPERTY

	₹ in lacs	
	2020-2021	2019-2020
Rental income derived from investment properties	114.41	115.37
Direct operating expenses (including repairs and maintenance) that generate rental income	(7.11)	(7.27)
Profit arising from investment properties before depreciation and indirect expenses	107.30	108.10
Less : Depreciation	(44.97)	(47.40)
Profit arising from investment properties before indirect expenses	62.33	60.70

The Company has no restrictions on the realisability of its investment properties or remittance of income and proceeds of disposal. Further, there are no contractual obligations to purchase, construct or develop investment properties or for repairs, maintenance and enhancements.

4.2 FAIR VALUE OF THE COMPANY'S INVESTMENT PROPERTIES

The fair value of the Company's investment properties as at 31st March, 2021 is arrived at on the basis of a valuation carried out by independent registered valuers not related to the Company. The Company has adopted policy of revaluing investment property generally every three years unless there are any significant changes in the circumstances requiring earlier revaluation.

4.3 a) DETAILS OF THE COMPANY'S INVESTMENT PROPERTIES AND INFORMATION ABOUT THEIR FAIR VALUE HIERARCHY

	₹ in lacs	
	31.3.2021	31.3.2020
Fair value measurement using Level 2	2,301.42	1,912.40

Notes to Financial Statements

for the year ended 31st March, 2021

b) RECONCILIATION OF FAIR VALUE

Particulars	₹ in lacs
	Amount
Opening balance as at 1 st April, 2020	1,912.40
Fair value difference	389.02
Purchases / Reclassification	-
Closing balance as at 31st March, 2021	2,301.42

c) DESCRIPTION OF VALUATION TECHNIQUES USED AND KEY INPUTS TO VALUATION ON INVESTMENT PROPERTIES

The Investment Properties have been valued at Fair Market Value. It is the value of the property at which it can be sold in open market at a particular time free from forced value or sentimental value. Prevailing market value is a result of demand / supply, merits / demerits of properties and various locational, social, economical, political factors and circumstances. Prevailing market value can be estimated through market survey, through dependable data / sale instances, local estate developers / brokers, real estate portal enquiries and verbal enquiries in neighbourhood area.

5 OTHER INTANGIBLE ASSETS

Computer Software and Licences	₹ in lacs
	Amount
I. Gross Carrying Amount	
Balance as at 1 st April, 2020	196.80
Additions	1.73
Balance as at 31st March, 2021	198.53
II. Accumulated Amortisation and Impairment	
Balance as at 1 st April, 2020	102.51
Amortisation for the year (Refer Note 23)	22.94
Balance as at 31st March, 2021	125.45
III. Net Carrying Amount as at 31st March, 2021	73.08
IV. Net Carrying Amount as at 31st March, 2020	94.29

Note: Additions during the year include Research and Development capital expenditure amounting to ₹ NIL (previous year ₹ 2.43 lacs).

Carrying amount and remaining period of amortisation of Intangible Assets is as below:

	₹ in lacs		
	0 to 5 years	6 to 10 years	Total WDV
Computer Software	70.39	2.69	73.08

Notes to Financial Statements

for the year ended 31st March, 2021

6 FINANCIAL ASSETS

6.1 NON-CURRENT INVESTMENTS (FULLY PAID UP) (AT FVTPL)

	Face Value (₹)	As at 31.3.2021 Quantity Nos.	As at 31.3.2020 Quantity Nos.	As at 31.3.2021 ₹ in lacs	As at 31.3.2020 ₹ in lacs
Quoted					
Investments in Equity Instruments					
Motilal Oswal NASDAQ 100 ETF	10	6,050	-	56.52	-
Nippon India ETF NIFTY BEES	1	72,800	72,800	114.41	66.78
Nippon India ETF Bank BEES	1	12,000	12,000	40.18	23.37
SBI Cards and Payment Limited	10	3,059	3,059	28.40	18.93
				239.51	109.08
Unquoted					
Investments in Equity Instruments					
Kavini Ispat Ltd.	10	1,06,100	1,06,100	-	-
[at cost less impairment in value ₹ 48.79 lacs (Previous year ₹ 48.79 lacs)]					
Savita Petro-Additives Ltd.	10	40	40	0.19	0.17
Savita Polymers Ltd.	10	10,000	10,000	139.87	129.16
				140.06	129.33
Unquoted Mutual Funds					
Aditya Birla Sun Life International Equity - Plan A - Growth	10	4,09,136	-	115.45	-
Aditya Birla Sun Life Digital India Fund - Growth	10	79,079	-	76.90	-
Axis Flexi Cap Fund - Growth (Former 'Axis Multicap Fund - Growth')	10	7,85,546	7,85,546	121.68	81.46
Edelweiss US Technology Equity Fund of Fund - Regular Plan Growth	10	7,64,026	-	133.10	-
Edelweiss Greater China Equity Off-shore Fund - Regular Plan Growth	10	6,39,363	-	335.00	-
Franklin India Feeder - Franklin US Opportunitioes Fund - Growth	10	1,02,788	-	50.34	-
Franklin India Technology Fund - Growth	10	25,803	-	71.41	-
HDFC Index Fund - Sensex Plan	32	19,788	19,788	87.50	51.81
HDFC Top 100 Fund - Regular Plan - Growth	10	15,179	15,179	87.17	52.33
ICICI Prudential Fund Balanced Advantage Fund - Growth	10	7,67,948	5,02,849	339.74	153.72

Notes to Financial Statements

for the year ended 31st March, 2021

	Face Value (₹)	As at 31.3.2021 Quantity Nos.	As at 31.3.2020 Quantity Nos.	As at 31.3.2021 ₹ in lacs	As at 31.3.2020 ₹ in lacs
ICICI Prudential US Bluechip Equity Fund - Growth	10	7,73,113	-	320.84	-
ICICI Prudential Multi Asset Fund - Growth	10	37,580	-	124.43	-
ICICI Prudential Technology Fund - Growth	10	69,249	-	75.56	-
Kotak Emerging Equity Fund - Regular Plan - Growth	10	4,17,157	4,17,157	239.37	123.21
Mirae Asset Focused Fund - Growth	10	8,35,561	8,35,561	131.58	70.41
Motilal Oswal Mid Cap 30 Fund - Growth - Regular	10	3,74,591	3,74,591	121.69	72.06
Motilal Oswal Nasdaq 100 Fund of Fund - Growth	10	15,54,784	3,78,995	309.39	48.24
Nippon India Equity Hybrid Fund - Segregated Portfolio 1 - Growth Plan	10	1,85,265	1,85,265	0.10	0.10
Nippon India US Equity Opprtunities Fund - Growth Plan	10	3,77,925	-	87.34	-
Nippon India Japan Equity Fund - Growth Plan	10	9,34,719	-	155.42	-
PGIM India Global Equity Opportunities Fund - Growth	10	9,38,509	-	299.76	-
SBI Focused Equity Fund - Growth	10	65,053	65,053	121.70	77.94
SBI Technology Opportunities Fund - Growth	10	67,688	-	72.99	-
Tata Digital India Fund - Growth	10	2,84,729	-	73.93	-
				3,552.39	731.28
				3,931.96	969.69
Aggregate amount of Quoted Investments				239.51	109.08
Market value of Quoted Investments				239.51	109.08
Aggregate amount of Unquoted Investments				3,692.45	860.61
Aggregate amount of impairment in value of investments				48.79	48.79

6.1 CURRENT INVESTMENTS (AT FVTPL)

Quoted Equity Shares					
Indian Oil Corporation Limited	10	53,000	53,000	48.68	43.28
				48.68	43.28
Unquoted Mutual Funds					
Aditya Birla Sun Life Income Fund - Growth	10	17,57,934	-	1,715.54	-
Axis Short Term Fund - Growth	10	16,33,859	-	390.38	-
Axis Dynamic Bond Fund - Regular Growth	10	49,05,053	-	1,124.95	-
Baroda Banking and PSU Bond Fund - Regular Plan Growth	10	19,99,900	-	200.08	-

Notes to Financial Statements

for the year ended 31st March, 2021

	Face Value (₹)	As at 31.3.2021 Quantity Nos.	As at 31.3.2020 Quantity Nos.	As at 31.3.2021 ₹ in lacs	As at 31.3.2020 ₹ in lacs
Edelweiss Arbitrage Fund - Regular Plan Growth	10	3,78,57,857	-	5,724.11	-
Franklin India Liquid Fund - SIP - Growth	1,000	-	1,13,768	-	3,379.42
HDFC Gold Fund - Growth	10	5,99,196	-	84.36	-
HDFC Liquid Fund - Growth	1,000	-	27,808	-	1,079.97
HDFC Overnight Fund - Growth	1,000	-	54,176	-	1,600.80
HDFC Medium Term Debt Fund - Growth	10	48,70,024	-	2,111.06	-
ICICI Prudential Liquid Fund - Growth	10	-	88,841	-	259.86
ICICI Prudential Gilt Fund - Growth	10	6,75,982	-	524.29	-
ICICI Prudential Corporate Bond Fund - Growth	10	60,50,857	-	1,372.82	-
ICICI Prudential Short Term Fund - Growth	10	31,60,866	-	1,449.68	-
ICICI Prudential Regular Gold Savings Fund (FOF) - Growth	10	5,80,034	-	84.42	-
Kotak Equity Arbitrage Fund - Growth	10	52,02,744	-	1,511.56	-
Kotak Low Duration Fund Standard - Growth	1,000	1,29,706	-	3,408.67	-
Kotak Liquid Scheme Plan A - Growth	1,000	-	86,369	-	3,455.18
SBI Dynamic Bond Fund - Regular Plan - Growth	10	39,57,092	-	1,092.50	-
SBI Liquid Fund - Regular Plan - Growth	1,000	17,595	1,11,762	563.59	3,457.50
SBI Magnum Insta Cash Fund	1,000	-	1,646	-	73.20
SBI Magnum Gilt Fund - Regular Growth	10	9,17,904	-	462.16	-
Tata Arbitrage Fund - Growth	10	1,15,90,985	-	1,306.85	-
Tata Liquid Fund Regular Plan - Growth	1,000	-	1,07,703	-	3,373.25
				23,127.02	16,679.18
				23,175.70	16,722.46
Aggregate amount of Quoted Investments				48.68	43.28
Market value of Quoted Investments				48.68	43.28
Aggregate amount Unquoted Investments				23,127.02	16,679.18
Aggregate amount of impairment in value of investments				-	-

6.2 TRADE RECEIVABLES

	As at 31.3.2021 ₹ in lacs	As at 31.3.2020 ₹ in lacs
Current		
Unsecured, Considered good	54,748.99	51,032.28
Considered doubtful	2,110.43	2,325.04
	56,859.42	53,357.32
Allowance for doubtful debts	(2,110.43)	(2,325.04)
	54,748.99	51,032.28
Less: Impairment under expected credit loss	(244.49)	(99.07)
	54,504.50	50,933.21

Notes to Financial Statements

for the year ended 31st March, 2021

The Company has used a practical and expedient model for computing the expected credit loss allowance in respect of trade receivables based on a provision matrix. The provision matrix takes into account historical credit loss experience and is adjusted for forward-looking information. The expected credit loss allowance is based on the ageing of the days the receivables are due and the rates as given in the provision matrix. The provision matrix at the end of the reporting period is as follows:

Ageing	Expected credit loss(%)
Not due	-
1-90 days past due	1.33
91-180 days past due	0.78
181-270 days past due	1.30
More than 270 days past due	3.69

Age of receivables*	As at 31.3.2021 ₹ in lacs	As at 31.3.2020 ₹ in lacs
Not due	38,551.66	24,653.12
1-90 days past due	11,946.81	16,903.58
91-180 days past due	1,887.84	3,723.86
181-270 days past due	687.97	2,557.25
More than 270 days past due	1,674.71	3,194.47

*Expected credit loss is worked out on the trade receivables for which no specific provision is made.

Movement in the expected credit loss allowance

Balance at the beginning of the year	99.07	67.89
Movement in expected credit loss allowance on trade receivables calculated at lifetime expected credit losses	145.42	31.18
Balance at the end of the year	244.49	99.07

6.3 LOANS

Non-current		
Other Loans		
Unsecured, considered good	10.29	20.96
	10.29	20.96
Current		
Other Loans		
Unsecured, considered good	20.12	38.65
	20.12	38.65
	30.41	59.61

Notes to Financial Statements

for the year ended 31st March, 2021

	As at 31.3.2021 ₹ in lacs	As at 31.3.2020 ₹ in lacs
6.4 OTHER FINANCIAL ASSETS		
Non-current		
Security Deposits	55.59	15.53
	55.59	15.53
Current		
Security Deposits	337.48	411.84
Less: Provision for doubtful advances	(200.18)	-
	137.30	411.84
Derivative Asset	25.65	-
Contract Assets - Unbilled revenues	414.68	338.27
Other Financial Assets	27.17	31.09
	604.80	781.20
	660.39	796.73

Unbilled revenues are treated as contract assets as per Ind AS 115.

6.5 CASH AND CASH EQUIVALENTS

Balances with banks		
Current accounts	4,142.68	2,032.88
Deposit accounts with less than 3 months maturity	354.67	410.65
Cash on hand	14.50	15.33
	4,511.85	2,458.86

6.6 OTHER BANK BALANCES

Deposit accounts with more than 3 months but less than 12 months maturity	4.78	4.26
Security against guarantee / margin money deposits	236.53	172.96
Earmarked balances - Unpaid dividend accounts	59.01	90.24
- Buy back of equity shares	878.50	-
	1,178.82	267.46

7 INVENTORIES

Raw and Packing Materials :		
on hand	30,126.82	21,904.88
in transit	17,106.61	12,056.81
Work-in-Process	2,201.96	1,986.05
Finished Goods :		
on hand	7,522.97	8,211.26
in transit	1,781.90	334.59
Stock-in-trade	139.01	176.75
Stores and Spares	214.23	205.80
	59,093.50	44,876.14

Notes to Financial Statements

for the year ended 31st March, 2021

	As at 31.3.2021 ₹ in lacs	As at 31.3.2020 ₹ in lacs
--	---------------------------------	---------------------------------

Please refer Note H in Significant Accounting Policies, for mode of valuation of inventories.

During the year ended 31st March, 2021, ₹ 14.13 lacs (Previous year ₹ 110.72 lacs) was recognised as an expense for inventories carried at net realisable value.

8 OTHER ASSETS

Non-current		
Capital Advances	92.37	199.04
Others including duties and taxes receivable	669.59	668.82
Less: Provision for doubtful advances	(335.46)	(273.46)
	426.50	594.40
Current		
GST balances	3,230.50	2,779.54
Advances to vendors	451.88	506.33
Other loans and advances including duties and taxes receivable (other than GST balances)	2,091.06	1,094.00
	5,773.44	4,379.87
	6,199.94	4,974.27

9 EQUITY SHARE CAPITAL

Authorised shares		
3,00,00,000 (As at 31 st March, 2020: 3,00,00,000) Equity shares of ₹ 10 each	3,000.00	3,000.00
Issued shares		
1,40,71,083 (As at 31 st March, 2020: 1,40,71,083) Equity shares of ₹ 10 each	1,407.11	1,407.11
Subscribed and fully paid-up shares		
1,40,71,083 (As at 31 st March, 2020: 1,40,71,083) Equity shares of ₹ 10 each	1,407.11	1,407.11

a) Reconciliation of number of shares

	Nos.	₹ in lacs
As at 1.4.2019	1,43,22,083	1,432.21
Issued during the year	-	-
Bought back during the year	(2,51,000)	(25.10)
As at 31.3.2020	1,40,71,083	1,407.11
Issued during the year	-	-
As at 31.3.2021	1,40,71,083	1,407.11

Notes to Financial Statements

for the year ended 31st March, 2021

b) Rights, preferences and restrictions attached to equity shares (except forfeited shares)

The Company has only one class of equity shares having par value of ₹ 10 each. Each holder of equity shares is entitled to one vote per share. There are no restrictions on the distribution of dividend or repayment of capital. The Company declares dividend in Indian Rupees. The dividend proposed by the Board of Directors is subject to the approval of the shareholders in the ensuing Annual General Meeting, except in case of interim dividend. In the event of liquidation, the equity shareholders are eligible to receive the remaining assets of the Company after distribution of all preferential amounts, in proportion to their shareholding.

c) Details of shareholders holding more than 5% of equity shares

	As at 31.3.2021		As at 31.3.2020	
	Nos.	% of holding	Nos.	% of holding
Gautam N. Mehra*	91,55,224	65.06	91,55,224	65.06
HDFC Trustee Company Ltd.	12,76,573	9.07	12,86,408	9.14

As per the records of the Company, including its register of shareholders / members.

* Includes 90,82,393 (As at 31st March, 2020: 90,82,393) equity shares held as member of Association of Persons and HUFs, wherein Mr. Gautam N. Mehra is one of the beneficiaries, and as a trustee of family trusts.

d) Buy-back of equity shares

During the year ended 31st March, 2020, the Company purchased its own 2,51,000 equity shares of ₹ 10 each at ₹ 1,605 each resulting in cash outflow of ₹ 4,028.55 lacs. The buy-back of these equity shares was completed by utilising its General Reserve to the extent of ₹ 4,003.45 lacs. The Company has transferred ₹ 25.10 lacs, equal to the nominal value of such shares, to Capital Redemption Reserve account. Consequent to the buy-back of shares, the Paid-up Equity share capital of the Company stands reduced by ₹ 25.10 lacs to ₹ 1,407.11 lacs.

	As at 31.3.2021 ₹ in lacs	As at 31.3.2020 ₹ in lacs
--	---------------------------------	---------------------------------

10 OTHER EQUITY

Capital Reserve - Forfeited Shares	0.35	0.35
Capital Reserve - Others	118.87	118.87
Capital Redemption Reserve		
Balance at beginning of the year	53.10	28.00
Add: Transfer from General Reserve (Refer note 9(d))	-	25.10
	53.10	53.10
General Reserve		
Balance at beginning of the year	11,336.05	14,364.60
Add: Transfer from surplus in the Statement of Profit and Loss	-	1,000.00
Less: Transfer to Capital Redemption Reserve (Refer note 9(d))	-	(25.10)
Less: Utilised for buy-back of shares (Refer note 9(d))	-	(4,003.45)
	11,336.05	11,336.05

Notes to Financial Statements

for the year ended 31st March, 2021

	As at 31.3.2021 ₹ in lacs	As at 31.3.2020 ₹ in lacs
Surplus in the Statement of Profit and Loss		
Balance at beginning of the year	73,943.00	69,216.45
Add: Profit for the year	22,395.50	9,564.24
Add: Other comprehensive income arising from re-measurement of defined benefit obligation net off tax	(67.36)	(20.93)
	96,271.14	78,759.76
Less: Appropriations		
Dividend for 2018-19 (amount per share ₹ 2.50)	-	351.77
Tax on Dividend 2018-19	-	72.30
Interim Dividend for 2019-20 (amount per share ₹ 20)	-	2,814.22
Tax on Interim Dividend for 2019-20	-	578.47
Transfer to General Reserve	-	1,000.00
Total Appropriations	-	4,816.76
Net retained earnings	96,271.14	73,943.00
	1,07,779.51	85,451.37

For details of reserves, refer Statement of Changes in Equity.

11 FINANCIAL LIABILITIES

11.1 Long-term Borrowings

Non-current		
Deferred Payment Liability - Unsecured		
Sales Tax Deferment	9.95	40.70
	9.95	40.70
Current		
Deferred Payment Liability - Unsecured		
Sales Tax Deferment	37.93	90.46
	37.93	90.46
Less : Amount clubbed under "Other current financial liabilities"	37.93	90.46
Net current borrowing	-	-

11.1.1 Government grants

Balance at the beginning of the year	9.73	26.35
Released to the statement of profit and loss	(7.19)	(16.62)
	2.54	9.73
Current	2.22	7.19
Non-current	0.32	2.54
	2.54	9.73

Notes to Financial Statements

for the year ended 31st March, 2021

Note :

In terms of the scheme of Government of Maharashtra, the Company was entitled to defer the payment of sales tax liability in certain years. Such deferral is without payment of interest. The grant represents the difference between the carrying amount as on the date of transition and the present value. The grant income is recognised in the Statement of Profit and Loss on a systematic basis.

Details of Deferred Payment Liability

Deferred Payment Liabilities (without considering the present value) amounting to ₹ 50.43 lacs (Previous year ₹ 140.89 lacs) are interest free sales tax deferrals repayable in 5 equal installments after 10 years from the respective year of availment.

Year of deferral	Deferral Amount	
	As at 31.3.2021 ₹ in lacs	As at 31.3.2020 ₹ in lacs
2005-2006	-	52.52
2006-2007	25.43	50.87
2007-2008	25.00	37.50
Total	50.43	140.89

	As at 31.3.2021 ₹ in lacs	As at 31.3.2020 ₹ in lacs

11.2 Short-term Borrowings (Secured)

Loans Repayable on demand		
Cash Credits from banks	-	-
Secured by ;		
i) hypothecation of inventories, receivables and other current assets and		
ii) first pari-passu charge by way of equitable mortgage by deposit of title deeds of the Company's certain immovable properties at Silvassa, Navi Mumbai and Mumbai.		
	-	-

For details of carrying amounts of assets hypothecated / mortgaged for borrowing facilities, refer Note 30.

11.3 Trade payables and Acceptances

Current		
Trade payables		
Micro and Small Enterprises	1,495.45	-
Other than Micro and Small Enterprises	32,781.44	29,007.11
Acceptances	21,782.39	21,372.11
	56,059.28	50,379.22

(Refer Note 26 for details of dues to micro and small enterprises)

Notes to Financial Statements

for the year ended 31st March, 2021

	As at 31.3.2021 ₹ in lacs	As at 31.3.2020 ₹ in lacs
11.4 Other Financial Liabilities		
Non-current		
Security deposits	-	31.81
	-	31.81
Current		
Other financial liabilities at amortised cost		
Current maturities of long-term borrowings - Sales tax deferment	37.93	90.46
Unpaid dividends	59.01	90.24
Security deposits	473.51	464.48
Employee benefits	879.31	364.80
Other payables	402.51	160.06
	1,852.27	1,170.04
	1,852.27	1,201.85

Note: There are no amounts due and outstanding in respect of Investor Education and Protection Fund as on 31st March, 2021 (Previous year ₹ NIL).

12 PROVISIONS

Non-current		
Provisions in respect of employee benefits		
Leave encashment	549.13	464.43
	549.13	464.43
Current		
Provisions in respect of employee benefits		
Leave encashment	219.57	231.13
Gratuity (Refer Note 31)	175.46	115.78
	395.03	346.91
	944.16	811.34

13 DEFERRED TAX LIABILITY (NET)

Deferred Tax Liability	1,316.96	1,235.07
Deferred Tax Asset	921.60	856.43
Net Deferred Tax Liability	395.36	378.64
Deductible temporary difference		
Deferred grant	0.64	2.45
Provision for doubtful debts and advances	727.50	678.92
Defined benefit obligation	193.46	175.06
	921.60	856.43
Taxable temporary differences		
Property, plant and equipments and investment property	1,017.93	1,172.10
Borrowings	0.64	2.45
Investments	291.93	60.52
Derivative assets	6.46	-
	1,316.96	1,235.07
	395.36	378.64

Notes to Financial Statements

for the year ended 31st March, 2021

	As at 31.3.2021 ₹ in lacs	As at 31.3.2020 ₹ in lacs
14 OTHER LIABILITIES		
Non-current		
Deferred revenue arising from security deposit	-	7.82
Deferred revenue arising from government grant	0.33	2.54
	0.33	10.36
Current		
Deferred revenue arising from government grant	2.22	7.19
Income tax deducted at source	238.28	307.67
Income tax collected at source	45.21	-
Duties and taxes	1,151.95	565.96
Interest on security deposit	-	3.69
Deferred revenue arising from security deposit	9.77	5.86
Contract Liabilities - Advances from customers	483.97	285.02
Other payables	2,553.20	2,158.13
	4,484.60	3,333.52

Advance from customers are treated as contract liabilities as per Ind AS 115.

15 CURRENT TAX ASSETS AND LIABILITIES

Current tax assets		
Tax refund receivable	1,480.62	1,390.97
	1,480.62	1,390.97
Current tax liabilities		
Income tax payable	403.08	116.17
	403.08	116.17

16 REVENUE FROM OPERATIONS

	2020-21 ₹ in lacs	2019-20 ₹ in lacs
Sale of products		
Finished and traded products	1,90,058.39	2,02,910.70
Other operating revenue		
Processing income	3.81	-
Government Grants		
Export incentives	1,102.30	1,425.48
Incentives for renewable energy generation	67.80	281.10
Revenue from Operations	1,91,232.30	2,04,617.28

The effect of adoption of Ind AS 115 does not have any material impact on the financial statements of the Company.

Notes to Financial Statements

for the year ended 31st March, 2021

	2020-21 ₹ in lacs	2019-20 ₹ in lacs
17 OTHER INCOME		
Interest income	96.20	210.09
Dividend income	0.03	3.53
Net gain on sale of investments - Current	925.59	346.74
- Long-term	16.04	24.68
Compensation for wind power generation loss	165.00	-
Grant Income	7.19	16.62
Gain on fair valuation of investments (net)	998.38	-
Gain on Foreign Currency Transactions and Translation (net)	584.33	-
Profit on sale of property, plant and equipments (net)	4.19	3.87
Miscellaneous income	384.66	555.61
	3,181.61	1,161.14
18 COST OF MATERIALS CONSUMED		
Base oils	1,14,078.54	1,34,695.43
Process chemicals / solvents	7,077.07	7,549.69
Packing materials	9,167.96	9,267.54
Others	957.29	1,164.25
	1,31,280.86	1,52,676.91
19 PURCHASE OF TRADED GOODS		
Base oils	3,863.28	3,086.89
Lubricating oils / Greases	103.45	229.51
Others	159.21	126.36
	4,125.94	3,442.76
20 (INCREASE) / DECREASE IN INVENTORIES		
Inventories at the end of the year		
Finished Goods	9,304.87	8,545.85
Work-in-Process	2,201.96	1,986.05
Traded Goods	139.01	176.75
	11,645.84	10,708.65
Inventories at the beginning of the year		
Finished Goods	8,545.85	9,984.36
Work-in-Process	1,986.05	2,061.51
Traded Goods	176.75	107.15
	10,708.65	12,153.02
	(937.19)	1,444.37

Notes to Financial Statements

for the year ended 31st March, 2021

	2020-21 ₹ in lacs	2019-20 ₹ in lacs
21 EMPLOYEE BENEFIT EXPENSE (REFER NOTE 31)		
Salaries, Wages and Bonus	5,655.38	5,095.60
Contribution to employees' provident and other funds	401.00	405.27
Staff Welfare Expenses	149.28	157.92
	6,205.66	5,658.79
22 FINANCE COST		
Interest and finance charges on financial liabilities not at FVTPL		
Interest on sales tax deferment loan	7.19	16.62
Other borrowing costs		
Interest	314.71	735.83
Net loss on currency fluctuation	175.12	886.07
Other borrowing costs and bank charges	395.46	360.31
	892.48	1,998.83
23 DEPRECIATION / AMORTISATION (REFER NOTE 3, 4 AND 5)		
Depreciation on property, plant and equipments	1,951.11	2,147.76
Depreciation on investment property	44.97	47.40
Amortisation of intangible assets	22.94	27.33
	2,019.02	2,222.49
24 OTHER EXPENSES		
Stores and spares consumed	273.77	205.66
Fuel and power	242.27	282.03
Rent	1,468.47	1,133.80
Freight	5,534.46	5,708.34
Rates, taxes and octroi	53.66	59.43
Insurance	444.05	437.74
Commission on sales	853.84	1,070.31
Donations	110.00	-
Repairs and maintenance:		
Buildings	65.37	93.62
Plant and Machinery	1,184.21	1,055.36
Others	120.42	119.13
Discounts	172.26	215.74
Royalty	6,124.15	9,872.98
Advertisement and sales promotion	262.66	653.39
Loss on fair valuation of investments (net)	-	4.45
Loss on foreign currency transactions and translation (net)	-	1,802.63
Bad debts	666.09	68.39
Provision for doubtful debts and advances (net)	191.52	290.16
Corporate Social Responsibility	372.62	219.99
Miscellaneous expenses	2,377.45	2,566.31
	20,517.27	25,859.46

The Company's R & D expenses that are not eligible for capitalisation have been expensed ₹ 183.81 lacs (Previous year ₹ 188.47 lacs) and they are recognised in other expenses.

Notes to Financial Statements

for the year ended 31st March, 2021

	2020-21 ₹ in lacs	2019-20 ₹ in lacs
Payment to auditors		
a) Audit fees	20.00	20.00
b) Other services	12.13	5.25

- 25** The Company has spent ₹ 372.62 lacs (Previous year ₹ 219.99 lacs) towards Corporate Social Responsibility expenditure (including capital expenditure ₹ Nil, Previous year ₹ Nil) and debited the same to the Statement of Profit and Loss as against ₹ 295.22 lacs (Previous year ₹ 296.98 lacs) computed as per the provisions of section 135(5) of the Companies Act, 2013.

	₹ in lacs	
	2020-21	2019-20
Amount computed as per provisions of section 135(5) of Companies Act, 2013	295.22	296.98
Less: Amount spent during the year	(295.63)	(219.99)
Unspent / (excess) amount for the year	(0.41)	76.99
- Amount paid towards current year	295.63	219.99
- Unspent amount of previous year paid in current year	76.99	-
Total expenses debited to the Statement of Profit and Loss	372.62	219.99

	As at 31.3.2021 ₹ in lacs	As at 31.3.2020 ₹ in lacs
--	---------------------------------	---------------------------------

- 26** Disclosure of dues to Micro and Small Enterprises as defined under the Micro, Small and Medium Enterprises Development (MSMED) Act, 2006 (as available with the Company) (Refer Note 11.3)

a) The principal amount and the interest due thereon remaining unpaid to any supplier at the end of each accounting year	1,495.45	-
b) The amount of interest paid by the buyer in terms of section 16 of the Micro, Small and Medium Enterprises Development Act, 2006, along with the amount of the payment made to the supplier beyond the appointed day during each accounting year	-	-
c) The amount of interest due and payable for the period of delay in making payment (which have been paid but beyond the appointed day during the year) but without adding the interest specified under the Micro, Small and Medium Enterprises Development Act, 2006	-	-
d) The amount of interest accrued and remaining unpaid at the end of each accounting year; and	-	-
e) The amount of further interest remaining due and payable even in the succeeding years, until such date when the interest dues above are actually paid to the small enterprise, for the purpose of disallowance of a deductible expenditure under section 23 of the Micro, Small and Medium Enterprises Development Act, 2006	-	-

Notes to Financial Statements

for the year ended 31st March, 2021

	As at 31.3.2021 ₹ in lacs	As at 31.3.2020 ₹ in lacs
--	---------------------------------	---------------------------------

27 CONTINGENT LIABILITIES NOT PROVIDED FOR

a) Disputed demands		
i) Excise and Customs	2,837.22	2,736.83
ii) Sales Tax	2,998.88	2,984.76
iii) Others	38.14	38.14
b) Claims not acknowledged as debt	213.43	210.00

28 COMMITMENTS

- a) Estimated amount of contracts remaining to be executed on capital account and not provided for (net of advances) ₹ 466.46 lacs (Previous year ₹ 604.30 lacs).
- b) The Company has set up wind power projects in the states of Maharashtra, Karnataka and Tamilnadu. The Company, in case of specific projects, has entered into agreements for sale of power exclusively to the state utility companies in the respective states, for periods varying from 13 to 20 years.

29 LEASES

The Company has entered into agreements for operating leases in respect of residential and office premises, plant and machinery and land taken / given on lease. All these leases are cancellable.

1) As a lessor:

- a) The lease income recognised in the Statement of Profit and Loss ₹ 114.41 lacs (Previous year ₹ 115.37 lacs)
- b) Future minimum lease rentals:

Particulars	₹ in lacs	
	2020-21	2019-20
Receivable in less than one year	124.67	118.73
Receivable in one to two years	130.90	124.67
Receivable in two to three years	61.21	130.90
Receivable in three to four years	-	61.21
Balance at the year end	316.78	435.51

2) As a lessee:

- a) Right-of-use assets:

The following is the movement of right-of-use assets during the year ended 31st March, 2021

Particulars	₹ in lacs	
	2020-21	2019-20
Opening balance	219.51	-
Reclassified from Other Assets	-	227.91
Depreciation / Amortisation during the year	(8.40)	(8.40)
Any other adjustments	-	-
Closing balance	211.11	219.51

Notes to Financial Statements

for the year ended 31st March, 2021

The right-of-use assets are leasehold lands. These lease rentals were paid upfront at the time of acquisition. Therefore, there is no future liability to pay lease rentals.

- b) The lease expenditure recognised in the Statement of Profit and Loss for short-term leases is ₹ 1,416.02 lacs (Previous year ₹ 1,086.93 lacs). The lease expenditure recognised in the Statement of Profit and Loss for leases for which the underlying asset is of low value is ₹ 38.43 lacs (Previous year ₹ 38.43 lacs).
- 3) Under these agreements refundable interest free deposits are given / taken except in case of land.
- 4) All these agreements have restriction on further leasing.
- 5) Agreements for office, factory premises and land provide for revision in the rent.

30 ASSETS HYPOTHECATED / MORTGAGED AS SECURITY

The carrying amount of assets hypothecated / mortgaged as security for borrowings are as under:

	As at 31.3.2021 ₹ in lacs	As at 31.3.2020 ₹ in lacs
Hypothecation of		
i) Inventories	59,093.50	44,876.14
ii) Trade receivables	54,504.50	50,933.21
iii) Current assets other than inventories and trade receivables	36,745.35	26,039.47
	1,50,343.35	1,21,848.82
First Pari-passu Charge on		
Property, plant and equipments	8,713.69	8,151.17
	8,713.69	8,151.17
(Refer Note 11.2)	1,59,057.04	1,29,999.99

31 EMPLOYEE BENEFITS (REFER NOTE 12 AND 21)

i) Defined Contribution Plan:

Company's contribution to Provident Fund ₹ 255.41 lacs (Previous year ₹ 260.23 lacs).

The Company also contributes to the following:

- National Pension Scheme (NPS) : ₹ 43.96 lacs (Previous year ₹ 40.40 lacs)
- Labour Welfare Fund : ₹ 0.05 lacs (Previous year ₹ 0.05 lacs)

ii) Defined Benefit Plan:

The following table sets out the funded status of the Gratuity Plan and the amounts recognised in the Company's financial statements:

Notes to Financial Statements

for the year ended 31st March, 2021

	As at 31.3.2021 ₹ in lacs	As at 31.3.2020 ₹ in lacs	As at 31.3.2019 ₹ in lacs	As at 31.3.2018 ₹ in lacs	As at 31.3.2017 ₹ in lacs
a) Change in the obligation benefits:					
Projected benefit obligation at the beginning of the year	1,256.78	1,247.00	1,102.78	1,123.22	1,047.38
Service cost	77.53	74.29	66.20	61.55	51.09
Interest cost	85.96	96.76	85.80	81.65	85.05
Actuarial (Gains) / Losses on Obligations - Due to Change in Demographic Assumptions	(5.90)	-	-	-	-
Actuarial (Gains) / Losses on Obligations - Due to Change in Financial Assumptions	64.75	(0.48)	1.23	(29.43)	45.96
Actuarial (Gains) / Losses on Obligations - Due to Experience	19.93	35.75	85.44	37.56	38.52
Benefits paid	(56.61)	(196.54)	(94.45)	(171.77)	(144.78)
Projected benefit obligation at the end of the year	1,442.44	1,256.78	1,247.00	1,102.78	1,123.22
b) Change in the plan assets:					
Fair value of the plan assets at the beginning of the year	1,141.00	1,072.86	1,015.91	1,004.15	963.26
Expected return on plan assets	78.04	83.25	79.04	73.00	78.22
Employer's contribution	115.78	174.14	86.87	119.07	106.62
Benefits paid	(56.61)	(196.54)	(94.45)	(171.77)	(144.78)
Return on plan assets, excluding interest income	(11.24)	7.29	(14.51)	(8.54)	0.83
Fair value of the plan assets at the end of the year	1,266.97	1,141.00	1,072.86	1,015.91	1,004.15
Funded status (Surplus / (Deficit))	(175.47)	(115.78)	(174.14)	(86.87)	(119.07)
c) Net Gratuity and other cost:					
Service cost	77.53	74.29	66.20	61.55	51.09
Interest on defined benefit obligation	85.96	96.76	85.80	81.65	85.05
Interest income	(78.04)	(83.25)	(79.04)	(73.00)	(78.22)
Net gratuity cost	85.45	87.80	72.96	70.20	57.92
d) Amounts recognised in the statement of other comprehensive income:					
Actuarial gains / (losses)	(78.77)	(35.27)	(86.67)	(8.13)	(84.52)
Return on plan assets, excluding interest income	(11.24)	7.29	(14.51)	(8.54)	0.83
Net income / (expense) for the period recognised in other comprehensive income	(90.01)	(27.98)	(101.18)	(16.67)	(83.69)

Notes to Financial Statements

for the year ended 31st March, 2021

	As at 31.3.2021 ₹ in lacs	As at 31.3.2020 ₹ in lacs	As at 31.3.2019 ₹ in lacs	As at 31.3.2018 ₹ in lacs	As at 31.3.2017 ₹ in lacs
e) Category of Assets:					
Corporate Bonds	-	-	0.36	0.36	0.36
Special Deposits Scheme	822.34	43.66	43.66	43.66	43.66
Others	444.63	1,097.34	1,028.84	971.89	960.13
	1,266.97	1,141.00	1,072.86	1,015.91	1,004.15
f) Assumptions used in accounting for the Gratuity Plan:					
	%	%	%	%	%
Discount rate	6.85	6.84	7.76	7.27	8.12
Expected rate of return on plan assets	6.85	6.84	7.76	7.27	8.12
g) Maturity analysis of the benefit payments : from the fund					
Projected benefits payable in future years from the date of reporting					
1 st Following Year	532.20	448.69	420.09	307.40	363.85
2 nd Following Year	66.10	42.60	71.71	121.05	35.89
3 rd Following Year	106.45	92.73	112.77	88.37	132.94
4 th Following Year	119.44	88.14	91.41	100.19	87.64
5 th Following Year	96.69	97.31	89.13	81.78	95.92
Sum of years 6 to 10	436.05	352.79	390.63	353.91	316.31
As at 31 st March 2021, the weighted average duration of the defined benefit obligation was 6 years (Previous year 6 years).					
The estimates of future salary increases considered in actuarial valuation take into account the inflation, seniority, promotion and other relevant factors such as supply and demand in the employment market.					
Sensitivity analysis:					
Projected benefit obligation on current assumptions	1,442.44	1,256.78	1,247.00	1,102.78	1,123.22
Delta effect of +1% change in rate of discounting	(66.30)	(62.55)	(57.94)	(52.50)	(53.58)
Delta effect of -1% change in rate of discounting	75.48	71.68	65.87	59.60	60.90
Delta effect of +1% change in rate of salary increase	73.88	70.78	65.08	58.89	59.87
Delta effect of -1% change in rate of salary increase	(66.21)	(63.00)	(58.33)	(52.86)	(53.71)
Delta effect of +1% change in rate of employee turnover	(6.48)	(5.51)	(1.99)	(1.49)	(3.23)
Delta effect of -1% change in rate of employee turnover	7.08	6.13	2.12	1.59	3.54

Notes to Financial Statements

for the year ended 31st March, 2021

32 DETAILS OF RELATED PARTY TRANSACTIONS IN ACCORDANCE WITH IND AS 24 'RELATED PARTY DISCLOSURES'

Key Management Personnel:

Mr. G. N. Mehra	Chairman and Managing Director
Mr. S. M. Dixit	Executive Director and Chief Financial Officer
Mr. S. G. Mehra	Executive Director
Mrs. M. C. Dalal	Non-executive Director
Mr. R. N. Pisharody	Non-executive Director
Mr. H. Sunder	Non-executive Director
Mr. U. C. Rege	Company Secretary and Executive VP - Legal

Enterprises where key management personnel or relatives of key management personnel have control or significant influence:

Basant Lok Trading Company Pvt Ltd.	Chemi Pharmex Pvt. Ltd.	D. C. Mehra Public Charitable Trust
Khatri Investments Pvt. Ltd.	Kurla Trading Co. Pvt. Ltd.	Naved Investment and Trading Co. Pvt. Ltd.
Mansukhmal Investments Pvt. Ltd.	N. K. Mehra Trust	NKM Grand Children's Trust
Savita Polymers Ltd.	Savita Petro-Additives Ltd.	

Relatives of key management personnel and relationship

Mrs. R. G. Mehra - Wife of Mr. G. N. Mehra	Ms. S. G. Mehra - Daughter of Mr. G. N. Mehra
Ms. R. U. Rege - Daughter of Mr. U. C. Rege	

Details of transactions during the year:

		₹ in lacs	
		2020-21	2019-20
A. Enterprises:			
a) Sale of goods:	Savita Polymers Ltd.	1,075.53	1,154.89
	Chemi Pharmex Pvt. Ltd.	174.15	-
	Khatri Investments Pvt. Ltd.	120.19	-
b) Sale of property, plant and equipments:	Savita Polymers Ltd.	-	4.00
c) Purchase of goods:	Savita Polymers Ltd.	396.92	255.83
	Chemi Pharmex Pvt. Ltd.	124.79	-
d) Purchase of property, plant and equipments:	Savita Polymers Ltd.	-	1.57
e) Dividend received:	Savita Polymers Ltd.	-	3.00
	Savita Petro-Additives Ltd.	-	0.01
f) Dividend paid:	Basant Lok Trading Company Pvt. Ltd.	-	1.23
	Chemi Pharmex Pvt. Ltd.	-	0.20
	Khatri Investments Pvt. Ltd.	-	85.52
	Kurla Trading Co. Pvt. Ltd.	-	2.73

Notes to Financial Statements

for the year ended 31st March, 2021

		₹ in lacs	
		2020-21	2019-20
	Mansukhmal Investments Pvt. Ltd.	-	82.00
	Naved Investment and Trading Co. Pvt. Ltd.	-	1.89
g) Rent received:	Savita Polymers Ltd.	43.19	38.72
h) Rent paid:	Chemi Pharmex Pvt. Ltd.	45.35	45.35
	Savita Polymers Ltd.	-	0.18
i) Car Parking charges:	Basant Lok Trading Company Pvt Ltd.	0.15	0.15
	Chemi Pharmex Pvt. Ltd.	0.15	0.14
j) Donations:	D. C. Mehra Public Charitable Trust	55.00	-
	N. K. Mehra Trust	55.00	-

B. Key management personnel:

i. Executive Directors:			
a) Dividend:			1,831.16
b) Remuneration:	Short term employee benefits	689.09	539.62
	Post employment benefits	16.75	15.60
	Medical benefits	1.18	3.31
ii. Non-executive Directors:			
Commission and sitting fees		18.60	16.73
iii. Other key management personnel:			
Remuneration:	Short term employee benefits	99.22	94.26
	Post employment benefits	3.64	3.58
	Medical benefits	1.67	1.26

C. Relatives of key management personnel:

a) Dividend paid:		-	12.78
b) Remuneration:		2.57	1.04

Balance outstanding :	As at 31.3.2021		As at 31.3.2020	
	₹ in lacs		₹ in lacs	
	Debit	Credit	Debit	Credit
Enterprises:				
Basant Lok Trading Company Pvt Ltd.	3.50	-	3.50	0.15
Chemi Pharmex Pvt. Ltd.	53.89	-	1.00	-
Savita Polymers Ltd.	110.57	53.81	85.85	37.92
Khatri Investments Pvt. Ltd.	120.19	-	-	-
Key management personnel:				
Executive Directors	-	289.50	-	126.04
Non-executive Directors	-	9.00	-	11.03

Notes to Financial Statements

for the year ended 31st March, 2021

Note - As the liabilities for gratuity and leave encashment are provided on an actuarial basis for company as a whole, the amounts pertaining to the key managerial personnel are not included.

33 DETAILS OF SEGMENT REPORTING

A. Factors used to identify the entity's reportable segments, including the basis of organisation

For management purposes, the Company is organised into segments based on the nature of products / services and has two reportable segments, as follows:

- a) petroleum products including transformer oils, white oils, mineral oils, liquid paraffins and lubricating oils;
- b) electricity generation through wind power plants.

The Chairman and Managing Director (CMD) evaluates the Company's performance and allocates resources based on an analysis of various performance indicators by operating segments. The CMD reviews revenue and gross profit as the performance indicator for all of the operating segments. However, the Company's finance (including finance cost and finance income) and income taxes are managed on a company as a whole basis and are not allocated to any segment.

B. Information about reportable segments

	2020-21 ₹ in lacs	2019-20 ₹ in lacs
a) Segment Revenue:		
Petroleum Products	1,89,169.96	2,01,260.82
Wind Power	3,303.49	3,958.04
Other unallocated revenue	1,940.46	559.56
Net Income from Operations	1,94,413.91	2,05,778.42
b) Segment Results:		
Profit before taxation and interest for each segment		
Petroleum Products	31,144.95	13,880.78
Wind Power	573.80	1,943.22
	31,718.75	15,824.00
Less: i) Finance Costs	892.48	1,998.83
ii) Other unallocated expenditure	516.40	1,350.36
	1,408.88	3,349.19
Profit before tax	30,309.87	12,474.81

	As at 31.3.2021 ₹ in lacs	As at 31.3.2020 ₹ in lacs
(c) Segment Assets:		
Petroleum Products	1,33,553.69	1,12,722.16
Wind Power	8,527.90	8,495.38
Unallocated	31,254.06	21,912.74
	1,73,335.65	1,43,130.28

Notes to Financial Statements

for the year ended 31st March, 2021

	As at 31.3.2021 ₹ in lacs	As at 31.3.2020 ₹ in lacs
(d) Segment Liabilities:		
Petroleum Products	62,438.81	55,344.52
Wind Power	911.78	400.66
Unallocated	798.44	526.62
	64,149.03	56,271.80

	2020-21 ₹ in lacs	2019-20 ₹ in lacs
(e) Secondary Business Segment:		
Revenue by Geographical Segment		
Domestic	1,66,718.58	1,73,717.31
Export	27,695.33	32,061.11
	1,94,413.91	2,05,778.42

34 TAX EXPENSE

(a) Amounts recognised in the Statement of Profit and Loss

Particulars	₹ in lacs	
	Year ended 31.3.2021	Year ended 31.3.2020
Current tax expense		
Current year	7,897.65	3,432.04
	7,897.65	3,432.04
Deferred tax expense		
Origination and reversal of temporary differences	16.72	(247.42)
Change in tax rate	-	(274.05)
	16.72	(521.47)
Tax expense recognised in the Statement of Profit and Loss	7,914.37	2,910.57

(b) Amounts recognised in Other Comprehensive Income

Particulars	₹ in lacs		
	Before tax	Tax (expense) / benefit	Net of tax
Items that will not be reclassified to profit or loss:			
Re-measurements of the defined benefit plans	(90.01)	22.65	(67.36)
	(90.01)	22.65	(67.36)

Notes to Financial Statements

for the year ended 31st March, 2021

₹ in lacs

Particulars	Year ended 31.3.2020		
	Before tax	Tax (expense) / benefit	Net of tax
Items that will not be reclassified to profit or loss:			
Re-measurements of the defined benefit plans	(27.97)	7.04	(20.93)
	(27.97)	7.04	(20.93)

(c) Reconciliation of effective tax rate

₹ in lacs

Particulars	Year ended 31.3.2021	Year ended 31.3.2020
Profit before tax	30,309.87	12,474.81
Tax using the Company's domestic tax rate	7,628.39	3,139.66
Increase / (decrease) due to change in tax rate	-	(274.05)
Tax effect of:		
Non-deductible tax expenses / disallowances under Income Tax Act	110.75	52.32
Tax-exempt income and deductions under Chapter VI A of Income Tax Act	-	(59.73)
Allowable income tax on indexation of investment property	(29.29)	90.80
Temporary difference recognised in deferred taxes	(10.91)	(74.69)
Others	192.78	29.22
Amounts recognised in Other Comprehensive Income	22.65	7.04
Tax expense recognised in the Statement of Profit and Loss	7,914.37	2,910.57

(d) Movement in deferred tax balances

₹ in lacs

Particulars	Net balance 1.4.2020	Recognised in profit or loss	Recognised in OCI	Net balance 31.3.2021	Deferred tax asset	Deferred tax liability
Leave encashment	175.06	18.40	-	193.46	193.46	-
Property, plant and equipments and intangible assets and Investment property	(1,172.10)	154.17	-	(1,017.93)	-	1,017.93

Notes to Financial Statements

for the year ended 31st March, 2021

₹ in lacs

Particulars	Net balance 1.4.2020	Recognised in profit or loss	Recognised in OCI	Net balance 31.3.2021	Deferred tax asset	Deferred tax liability
Investment in unquoted equity instruments	(31.82)	0.47	-	(31.35)	-	31.35
Investment in quoted equity instruments	(6.13)	(19.09)	-	(25.22)	-	25.22
Investment in equity oriented mutual funds	29.88	(190.71)	-	(160.83)	-	160.83
Investment in unquoted mutual funds	(52.45)	(22.08)	-	(74.53)	-	74.53
Provision for doubtful debts and advances	678.92	48.58	-	727.50	727.50	-
Derivative Asset - Option contracts for External Commercial Borrowings (ECB) Loans and Import Purchases	-	(6.46)	-	(6.46)	-	6.46
Deferred grant	2.45	(1.81)	-	0.64	0.64	-
Borrowings	(2.45)	1.81	-	(0.64)	-	0.64
Tax assets / (liabilities)	(378.64)	(16.72)	-	(395.36)	921.60	1,316.96

35 FINANCIAL INSTRUMENTS : ACCOUNTING CLASSIFICATIONS AND FAIR VALUE MEASUREMENTS

(i) Accounting classifications

The fair values of the financial assets and liabilities are determined at the amount at which the instrument could be exchanged in a current transaction between willing parties, other than in a forced or liquidation sale.

The carrying amounts of trade receivables, cash and cash equivalents, bank balances, short term deposits, trade payables, payables for acquisition of property, plant and equipments, short term loans from banks, financial institutions and other current financial assets and liabilities are considered to be the same as their fair values, due to their short-term nature.

(ii) Fair value measurements

The Company uses the following hierarchy for determining and disclosing the fair value of financial instruments by valuation technique:

Level 1 — Quoted (unadjusted) market prices in active markets for identical assets or liabilities

Level 2 — Valuation techniques for which the lowest level input that is significant to the fair value measurement is directly or indirectly observable

Level 3 — Valuation techniques for which the lowest level input that is significant to the fair value measurement is unobservable.

Notes to Financial Statements

for the year ended 31st March, 2021

The following table presents carrying value and fair value of financial instruments by categories and also fair value hierarchy of assets and liabilities measured at fair value :

As at 31st March, 2021

₹ in lacs

Particulars	Note	Carrying Value	Classification			Fair Value		
			FVTPL	FVTOCI	Amortised Cost	Level 1	Level 2	Level 3
Financial assets								
Investments								
Investment in equity shares (quoted)	6.1	288.19	288.19	-	-	288.19		
Investment in equity shares (unquoted)	6.1	140.06	140.06	-	-	-	140.06	-
Investment in equity oriented mutual funds	6.1	3,552.39	3,552.39	-	-	3,552.39	-	-
Investment in mutual funds	6.1	23,127.02	23,127.02	-	-	23,127.02	-	-
Trade receivables	6.2	54,504.50	-	-	54,504.50	-	-	-
Loans and Advances								
Loans to employees	6.3	30.41	-	-	30.41	-	-	-
Other financial assets								
Derivative instruments	6.4	25.65	25.65	-	-	-	25.65	-
Contract Assets	6.4	414.68	-	-	414.68	-	-	-
Other receivables	6.4	220.06	-	-	220.06	-	-	-
Cash and cash equivalents	6.5	4,511.85	-	-	4,511.85	-	-	-
Bank balances	6.6	1,178.82	-	-	1,178.82	-	-	-
		87,993.63	27,133.31	-	60,860.32	26,967.60	165.71	-
Financial Liabilities								
Borrowings								
Interest free sales tax deferral loans	11.1	47.88	-	-	47.88	-	-	-
Short term loan from Bank	11.2	-	-	-	-	-	-	-
Trade payables and acceptances	11.3	56,059.28	-	-	56,059.28	-	-	-
Other financial liabilities								
Derivative instruments	11.4	-	-	-	-	-	-	-
Others	11.4	1,814.34	-	-	1,814.34	-	-	-
		57,921.50	-	-	57,921.50	-	-	-

Notes to Financial Statements

for the year ended 31st March, 2021

As at 31st March, 2020

₹ in lacs

Particulars	Note	Carrying Value	Classification			Fair Value		
			FVTPL	FVTOCI	Amortised Cost	Level 1	Level 2	Level 3
Financial assets								
Investments								
Investment in equity shares (quoted)	6.1	152.36	152.36	-	-	152.36	-	-
Investment in equity shares (unquoted)	6.1	129.33	129.33	-	-	-	129.33	-
Investment in equity oriented mutual funds	6.1	731.28	731.28	-	-	731.28	-	-
Investment in mutual funds	6.1	16,679.18	16,679.18	-	-	16,679.18	-	-
Trade receivables	6.2	50,933.21	-	-	50,933.21	-	-	-
Loans and Advances								
Loans to employees	6.3	59.61	-	-	59.61	-	-	-
Other financial assets								
Derivative instruments	6.4	-	-	-	-	-	-	-
Contract Assets	6.4	338.27	-	-	338.27	-	-	-
Other receivables	6.4	458.46	-	-	458.46	-	-	-
Cash and cash equivalents	6.5	2,458.86	-	-	2,458.86	-	-	-
Bank balances	6.6	267.46	-	-	267.46	-	-	-
		72,208.02	17,692.15	-	54,515.87	17,562.82	129.33	-
Financial Liabilities								
Borrowings								
Interest free sales tax deferral loans	11.1	131.16	-	-	131.16	-	-	-
Short term loan from Bank	11.2	-	-	-	-	-	-	-
Trade payables and acceptances	11.3	50,379.22	-	-	50,379.22	-	-	-
Other financial liabilities								
Derivative instruments	11.4	-	-	-	-	-	-	-
Others	11.4	1,111.39	-	-	1,111.39	-	-	-
		51,621.77	-	-	51,621.77	-	-	-

During the reporting period ending 31st March, 2021 and 31st March, 2020, there were no transfers between Level 1 and Level 2 fair value measurements and no transfer into and out of Level 3 fair value measurements.

Notes to Financial Statements

for the year ended 31st March, 2021

(iii) Description of significant observable inputs to valuation:

The following table shows the valuation techniques used to determine fair value :

Type	Valuation technique
Investments in equity shares (quoted)	Based on closing share price on stock exchange
Investments in equity shares (unquoted)	Based on book value
Investment in mutual fund	Based on NAV
Loan to employees	Based on prevailing market interest rate
Loans from foreign banks	Fair valued based on prevailing exchange rate at each closing date
Interest-free sales tax deferral loans	Discounted cash flows. The valuation model considers the present value of payments discounted using appropriate discounting rates.
Derivative instruments	Based on quotes from banks and financial institutions

36 FINANCIAL RISK MANAGEMENT

Risk management framework

The Company has put in place Risk Management Policy, objectives of which are to optimize business performance, to promote confidence amongst the Company's stakeholders in the effectiveness of its business management process and its ability to plan and meet its strategic objectives. The Company has a Risk Management Committee (RMC) comprising senior executives which is responsible for the review of risk management processes within the Company, and for overseeing the implementation of the requirements of this policy. The RMC provides updates to the Board on a regular basis on key risks faced by the Company, and the relevant mitigant actions. At an operational level, the respective functional managers are responsible for identifying and assessing risks within their area of responsibility; implementing agreed actions to treat such risks; and for reporting any event or circumstance that may result in new risks. The Company's risk management system is fully aligned with the corporate and operational objectives.

The Board of Directors of the Company and the Audit Committee of Directors periodically review the Risk Management Policy of the Company so that the management controls the risks through properly defined network.

The Company has identified financial risks and categorised them in three parts viz. (i) Credit Risk, (ii) Liquidity Risk and (iii) Market Risk. Details regarding sources of risk in each such category and how Company manages the risk is explained in following notes:

(i) Credit risk

Credit risk refers to the possibility of a customer or other counterparties not meeting their obligations and terms and conditions which would result into financial losses. Such risk arises mainly from trade receivables and investments. Credit risk is managed through internal credit control mechanism such as credit approvals, establishing credit limits and continuously monitoring the credit worthiness of customers to which the Company grants credit terms in the normal course of business. The Company establishes an allowance for doubtful debts and impairment that represents its estimate of incurred losses in respect of trade and other receivables and investments. The maximum exposure to credit risk in case of all the financial instruments covered below is restricted to their respective carrying amount.

Notes to Financial Statements

for the year ended 31st March, 2021

Trade receivables

The Company's exposure to credit risk is influenced mainly by the following:

Petroleum Products Segment – As per the credit policy of the Company, generally no credit is given exceeding the accepted credit norms. The Company deals with State Electricity Boards and large corporate houses after considering their credit standing. The credit policy with respect to other customers is strictly monitored by the Company at periodic intervals. Credit risk is managed through credit approvals, establishing credit limits and continuously monitoring the credit worthiness of customers. In addition, for amounts recoverable on exports, the Company has adequate insurance to mitigate overseas customer and country risk.

Wind Energy Segment – Since the sale of wind energy is mostly to State Electricity Boards and reputed big corporates mostly against performance bank guarantees, the Company is of the view that the risk is highly mitigated.

As at 31.3.2021, the Company's most significant customers accounted for ₹ 18,627.35 lacs of the trade receivables carrying amount (Previous year ₹ 16,939.53 lacs).

The Company uses an allowance matrix to measure the expected credit losses of trade receivables (which are considered good). The following table provides information about the exposure to credit risk and loss allowance (including expected credit loss provision) for trade receivables:

Ageing	₹ in lacs			
	Gross Carrying Amount	Expected Credit Loss Rate (%)	Credit Loss	Net Carrying Amount
Not due	38,551.66	-	-	38,551.66
1-90 days past due	11,946.81	1.33	159.17	11,787.64
91-180 days past due	1,887.84	0.78	14.67	1,873.17
181-270 days past due	687.97	1.30	8.93	679.04
More than 270 days past due	1,674.71	3.69	61.72	1,612.99
	54,748.99		244.49	54,504.50

Note : Expected credit loss is worked out on the trade receivable for which no specific provision is made.

Cash and cash equivalents

The Company held cash and cash equivalents of ₹ 4,511.84 lacs at 31.3.2021 (Previous year ₹ 2,458.86 lacs). The cash and cash equivalents are held with banks with good credit ratings.

Derivatives

The option contracts, forwards and interest rate swaps were entered into with banks having an investment grade rating and exposure to counterparties is closely monitored and kept within the approved limits.

Investments

The Company invests its surplus funds mainly in liquid / short term debt fund schemes of mutual funds for short duration, which carry no / low mark to market risks and therefore, exposes the Company to low credit risk. Such investments are made after reviewing the credit worthiness and market standing of such funds and therefore, minimises the Company's exposure to credit risk. Such investments are monitored on a regular basis.

Notes to Financial Statements

for the year ended 31st March, 2021

Security Deposit

The Company has taken premises on lease and has paid security deposits. Since the Company has the ability to adjust the deposit with future lease payments, therefore, does not expose the Company to credit risk.

(ii) Liquidity risk

Liquidity risk is the risk that the Company will not be able to meet its financial obligations on due date. The Company has a strong focus on effective management of its liquidity to ensure that all business and financial commitments are met on time. This is ensured through proper financial planning with detailed annual business plans, discussed at appropriate levels within the organisation. Annual business plans are divided into quarterly plans and put up to management for detailed discussion and an analysis of the nature and quality of the assumptions, parameters etc. Daily and monthly cash flows are prepared, followed and monitored at senior levels to prevent undue loss of interest and utilise cash in an effective manner. Cash management services are availed to avoid any loss of interest on collections. In addition, the Company has adequate, duly approved borrowing limits in place with reputed banks.

(a) Financing arrangements

The Company has an adequate fund and non-fund based limits with various banks. The Company's diversified source of funds and strong operating cash flow enables it to maintain requisite capital structure discipline. The financing products include working capital loans, buyer's credit loan etc.

(b) Maturities of financial liabilities

The amounts disclosed in the table are the contractual undiscounted cash flows.

₹ in lacs

As at 31.3.2021	Less than one year	1 to 5 years	More than Five Years	Total
Borrowings (including current maturities of long-term debts)	37.93	12.49	-	50.42
Trade payables	56,059.28	-	-	56,059.28
Other financial liabilities (other than derivative liabilities)	1,814.34	-	-	1,814.34
Total	57,911.55	12.49	-	57,924.04

₹ in lacs

As at 31.3.2020	Less than one year	1 to 5 years	More than Five Years	Total
Borrowings (including current maturities of long-term debts)	90.46	50.43	-	140.89
Trade payables	50,379.22	-	-	50,379.22
Other financial liabilities (other than derivative liabilities)	1,079.58	31.81	-	1,111.39
Total	51,549.26	82.24	-	51,631.50

Notes to Financial Statements

for the year ended 31st March, 2021

(iii) Market Risk

The risk that the fair value or future cash flows of financial instruments will fluctuate because of changes in market price. Market risk further comprises of (a) Currency risk, (b) Interest rate risk and (c) Commodity risk.

(a) Currency Risk

The Company is exposed to currency risk mainly on account of its import payables and export receivables in foreign currency. The major exposures of the Company are in U.S. dollars. The Company hedges its import foreign exchange exposure partly through exports and depending upon the market situations partly through options and forward foreign currency contracts. The Company has a policy in place for hedging its foreign currency borrowings along with interest. The Company does not use derivative financial instruments for trading or speculative purposes.

Following are the derivative financial instruments to hedge the foreign exchange rate risk as of dates:

Category	Instrument	Currency	Cross Currency
Hedges of recognized assets and liabilities	Forward / Option contracts	USD	INR

Exposure to currency risk - The currency profile of financial assets and financial liabilities is as below:

Particulars	As at 31.3.2021		As at 31.3.2020	
	₹ in lacs	Exposure in USD	₹ in lacs	Exposure in USD
Financial assets				
Trade and other receivables	6,856.61	93,78,482	5,308.33	70,14,174
Cash and cash equivalents	1,551.69	21,22,400	322.33	4,25,914
Net exposure for assets - A	8,408.30	1,15,00,882	5,630.66	74,40,088
Financial liabilities				
Trade Payables	45,084.24	6,16,57,880	41,249.03	5,44,97,325
Other financial liabilities	193.03	2,76,406	196.88	2,60,112
Less: Foreign currency forward /option exchange contracts	4,423.76	60,50,000	-	-
Net exposure for liabilities - B	40,853.51	5,58,84,286	41,445.91	5,47,57,438
Net exposure (A-B)	(32,445.21)	(4,43,83,404)	(35,815.25)	(4,73,17,350)

Notes to Financial Statements

for the year ended 31st March, 2021

Particulars	As at 31.3.2021		As at 31.3.2020	
	₹ in lacs	Exposure in Other Foreign Currencies	₹ in lacs	Exposure in Other Foreign Currencies
Financial assets				
Trade and other receivables	192.49	2,24,536	457.06	5,51,444
Cash and cash equivalents	0.24	438	0.24	438
Net exposure for assets - A	192.73	2,24,974	457.30	5,51,883
Financial liabilities				
Other financial liabilities	27.81	35,593	34.28	41,352
Less: Foreign currency forward /option exchange contracts	-	-	-	-
Net exposure for liabilities - B	27.81	35,593	34.28	41,352
Net exposure (A-B)	164.92	1,89,382	423.02	5,10,530

The following exchange rates have been applied at the end of the respective years

	31.3.2021	31.3.2020
	₹	₹
USD 1	73.12	75.69

Sensitivity analysis

The table below shows sensitivity of open forex exposure to USD / INR movement. We have considered 1% (+ / -) change in USD / INR movement, increase indicates appreciation in USD / INR whereas decrease indicates depreciation in USD / INR. The indicative 1% movement is directional and does not reflect management forecast on currency movement.

Impact on profit or loss due to % increase / (decrease) in currency

Particulars	2020-21		2019-20	
	Increase	(Decrease)	Increase	(Decrease)
Movement (%)	1%	1%	1%	1%
USD	324.53	(324.53)	358.15	(358.15)

(b) Interest rate risk

Interest rate risk is the risk that the fair value or future cash flows of a financial instrument will fluctuate because of changes in market interest rates. The Company manages its cash flow interest rate risk by using floating-to-fixed interest rate swaps. Under these swaps, the Company agrees with other parties to exchange, at specified intervals (i.e. quarterly), the difference between fixed contract rates and floating rate interest amounts calculated by reference to the agreed notional principal amounts. The management also maintains a portfolio mix of floating and fixed rate debt. Borrowings issued at variable rates expose the Company to cash flow interest rate risk.

Notes to Financial Statements

for the year ended 31st March, 2021

The Company is not exposed to significant interest rate risk during the respective reporting periods.

Following are the outstanding derivative financial instruments to hedge currency and the interest rate risk as of dates

Category	Purpose	Currency	Cross Currency	₹ in lacs		
				31.3.2021	31.3.2020	Buy/Sell
Forwards contracts / Options Contracts	Imports	USD	INR	4,423.76	-	Buy

Interest rate risk exposure:

Company's interest rate risk arises from borrowings. The interest rate profile of the Company's interest-bearing financial instruments as reported to the management of the Company is as follows:

Carrying amount as at	₹ in lacs	
	31.3.2021	31.3.2020
Fixed-rate instruments		
Financial assets	-	-
Financial liabilities	-	-
Variable-rate instruments		
Financial assets	-	-
Financial liabilities	21,782.39	21,372.11

Cash flow sensitivity analysis for variable-rate instruments

A reasonably possible change of 25 basis points in interest rates at the reporting date would have increased / (decreased) profit or loss by the amounts shown below. The indicative 25 basis point (0.25%) movement is directional and does not reflect management forecast on interest rate movement.

This analysis assumes that all other variables, in particular foreign currency exchange rates, remain constant.

Particulars	₹ in lacs	
	2020-21	2019-20
Floating rate borrowings	54.46	53.43

(c) Commodity Risk

Raw Material Risk

Petroleum Products Segment - Timely availability and also non-availability of good quality base oils from across the globe could negate the qualitative and quantitative production of various products of the Company. Volatility in prices of crude oil and base oil is another major risk for this segment. The Company procures base oils from various suppliers scattered in different parts of the world. The Company tries to enter into long term supply contracts with regular suppliers and at times buys base oils on spot basis.

Notes to Financial Statements

for the year ended 31st March, 2021

Wind Energy Segment – Availability of good windy sites, delays in land acquisitions and forest land approvals, right of way issues, weak Renewal Purchase Obligation enforcement, resistance to Open Access by State Electricity Boards, lack of adequate transmission infrastructure can effect the decisions to invest and to operate this segment. The Company tries its best to carry out a thorough feasibility study before embarking on investment in this segment. The Company also explores the possibility of scattering its investments over various states and over a period of time.

Capital management

The Company's policy is to maintain a strong capital base so as to maintain investor, creditor and market confidence and to sustain future development of the business. Management monitors the return on capital as well as the level of dividends to ordinary shareholders.

i) Debt Equity Ratio

The Company monitors capital using debt equity ratio. The Company's debt to equity ratios are as follows:

Particulars	₹ in lacs	
	31.3.2021	31.3.2020
Total borrowings (Refer note 11.1 and 11.2)	47.88	131.16
Total equity (Refer note 9 and 10)	1,09,186.62	86,858.48
Debt to Equity ratio	0.01	0.01

ii) Dividends

Dividends paid during the year

Particulars		Year ended	Year ended
		31.3.2021	31.3.2020
Dividend	Rate per share ₹	-	2.50
	Amount (₹ in lacs)	-	424.07
Interim Dividend	Rate per share ₹	-	20.00
	Amount (₹ in lacs)	-	3,392.69

37 BASIC AND DILUTED EARNINGS PER SHARE:

	2020-21	2019-20
Profit for the year after tax (₹ in lacs)	22,395.50	9,564.24
Number of ordinary shares (Nos.)	1,40,71,083	1,41,59,550
Nominal value of the share ₹	10	10
Basic and diluted earnings per share ₹	159.16	67.55

Notes to Financial Statements

for the year ended 31st March, 2021

- 38** Previous year's figures have been regrouped / rearranged wherever necessary to conform to those of current year classification.
- 39** The Company has computed the Current and Deferred Tax Expenses for the year ended 31st March, 2020 in accordance with Taxation Laws (Amendment) Ordinance, 2019 ["Ordinance"] @ 25.17%. The Company has also re-measured its Deferred Tax Assets and Liabilities in the financial results for the year ended 31st March, 2020.
- 40** The Company has assessed the possible impact of Covid-19 on its financial statements based on the internal and external information available and concluded that no adjustments are required in the financial statements. Based on assessment of business / economic conditions, the company expects to recover the carrying amounts of its assets. The company will continue to evaluate the pandemic related uncertainty arising from second wave and will continue to assess its impact.

As per our report of the even date
For **G. D. Apte & Co.**
Chartered Accountants
Firm's Registration No.: 100515W

For and on behalf of the Board
G. N. Mehra (DIN : 00296615) *Chairman and
Managing Director*
M. C. Dalal (DIN : 00087178) *Non-executive Director*

Chetan R. Sapre **U. C. Rege**
Partner *Company Secretary
and Executive VP - Legal*
Membership No. 116952
Mumbai
28th June, 2021

S. M. Dixit (DIN : 02359138)
*Chief Financial Officer and
Whole-time Director*




Actual Site Photographs



Contributing towards the vision of Atmanirbhar Bharat

SAVITA make TRANSOL HGX is the preferred Transformer Oil for HVDC, 765, 400 & 220 kV EHV Class by all leading & reputed Transformer manufacturers. We have exclusively supplied transformer oil for the Largest Tariff Based Competitive Bidding (TBCB) Route project executed in India (Medinipur-Jeerat, WB) of Power Grid Corporation India Limited (PGCIL). A total of 46 Transformers & Reactors 765 kV & 420 kV Class (500 MVA, 125 MVA, 80 MVA) have been filled with TRANSOL HGX.



Savita Oil Technologies Limited

Registered Office:

66/67, Nariman Bhavan, Nariman Point,
Mumbai - 400 021, India.

Tel.: +91-22-2288 3061-64 / 6624 6200

Fax: +91-22-2202 9364 | Email: legal@savita.com

CIN: L24100MH1961PLC012066

www.savita.com | www.savsol.com