

6-3-250/2, Road No.1, Banjara Hills, Hyderabad - 500034  
Tel.No.91-40-23320502 / 503, Fax No.91-40-23302238  
E-mail : info@alphageoindia.com, Website : www.alphageoindia.com  
Ref: AGIL/CS/ NSE&BSE/50/16-17  
Date: 01.10.2016

To,  
The Manager  
Listing Departments  
National Stock Exchange of India Ltd.  
Exchange Plaza,  
Plot No. C-1, G Block,  
Bandra – Kurla Complex  
Bandra (East)  
Mumbai – 400051

To,  
The General Manager  
Department of Corporate Services  
BSE Limited  
1<sup>st</sup> Floor, New Trading Ring  
Rotunda Building,  
Phiroze Jeejeebhoy Towers,  
Dalal Street,  
Mumbai-400001

Dear Sirs,

**Sub: Submission of Annual Report for the year 2015-16 under Regulation 34 of SEBI (LODR) Regulations 2015 - Reg.**  
**Ref: Scrip Code: 526397, Scrip ID/ Name: ALPHAGEO**

In compliance with Regulation 34 of SEBI (LODR) Regulations 2015 we are herewith submitting the Annual Report for the 2015-16 of the Company along with Form A, for your information and records.

We request you to kindly acknowledge the same.

Thanking you,  
Yours' truly,  
For **Alphageo (India) Limited**








Meenakshi Naag  
Company Secretary and Compliance Officer



**FORM A**

(FOR AUDIT REPORT WITH UNMODIFIED OPINION)  
(Refer Regulation 33 of SEBI (LODR) Regulations, 2015)






1	Name of the company	ALPHAGEO (INDIA) LIMITED
2	Annual financial statements for the year ended	31 <sup>st</sup> March 2016 (Standalone)
3	Type of Audit observation	Un-qualified
4	Frequency of observation, Whether appeared first time .... / repetitive .... / Since how long period .....	Not Applicable
5	To be signed by-	
	<ul style="list-style-type: none"><li>• <u>CEO/Managing Director</u> Mr. Dinesh Alla Managing Director</li></ul>	
	<ul style="list-style-type: none"><li>• <u>CFO</u> Mr. Venkatesa Perumallu Pasumarthy Chief Financial Officer</li></ul>	
	<ul style="list-style-type: none"><li>• <u>Auditor of the Company</u> Mr. N. Anka Rao, Partner M/s P V R K Nageswara Rao &amp; Co. Chartered Accountants, Hyderabad</li></ul>	 
	<ul style="list-style-type: none"><li>• <u>Audit Committee Chairman</u> Mr. Z. P. Marshall Chairperson- Audit Committee</li></ul>	

Signed at Hyderabad on 20<sup>th</sup> May, 2016



**FORM A**

**(FOR AUDIT REPORT WITH UNMODIFIED OPINION)  
(Refer Regulation 33 of SEBI (LODR) Regulations, 2015)**

1	Name of the company	ALPHAGEO (INDIA) LIMITED
2	Annual financial statements for the year ended	31 <sup>st</sup> March 2016 (Consolidated)
3	Type of Audit observation	Un-qualified
4	Frequency of observation, Whether appeared first time .... / repetitive .... / Since how long period .....	Not Applicable
5	To be signed by-	
	<ul style="list-style-type: none"> <li><u>CEO/Managing Director</u> Mr. Dinesh Alla Managing Director</li> </ul>	
	<ul style="list-style-type: none"> <li><u>CFO</u> Mr. Venkatesa Perumallu Pasumarthy Chief Financial Officer</li> </ul>	
	<ul style="list-style-type: none"> <li><u>Auditor of the Company</u> Mr. N. Anka Rao, Partner M/s P V R K Nageswara Rao &amp; Co. Chartered Accountants, Hyderabad</li> </ul>	 
	<ul style="list-style-type: none"> <li><u>Audit Committee Chairman</u> Mr. Z. P. Marshall Chairperson- Audit Committee</li> </ul>	

Signed at Hyderabad on 20<sup>th</sup> May, 2016





'To be prepared is  
half the victory.'

- *Miguel de Cervantes*

## Contents

---

### **01 CORPORATE OVERVIEW**

- 10 Corporate snapshot | 12 Financial progression
- | 14 From the Chairman's desk
- | 16 Operational review | 18 The large orders

### **20 MANAGEMENT REPORTS**

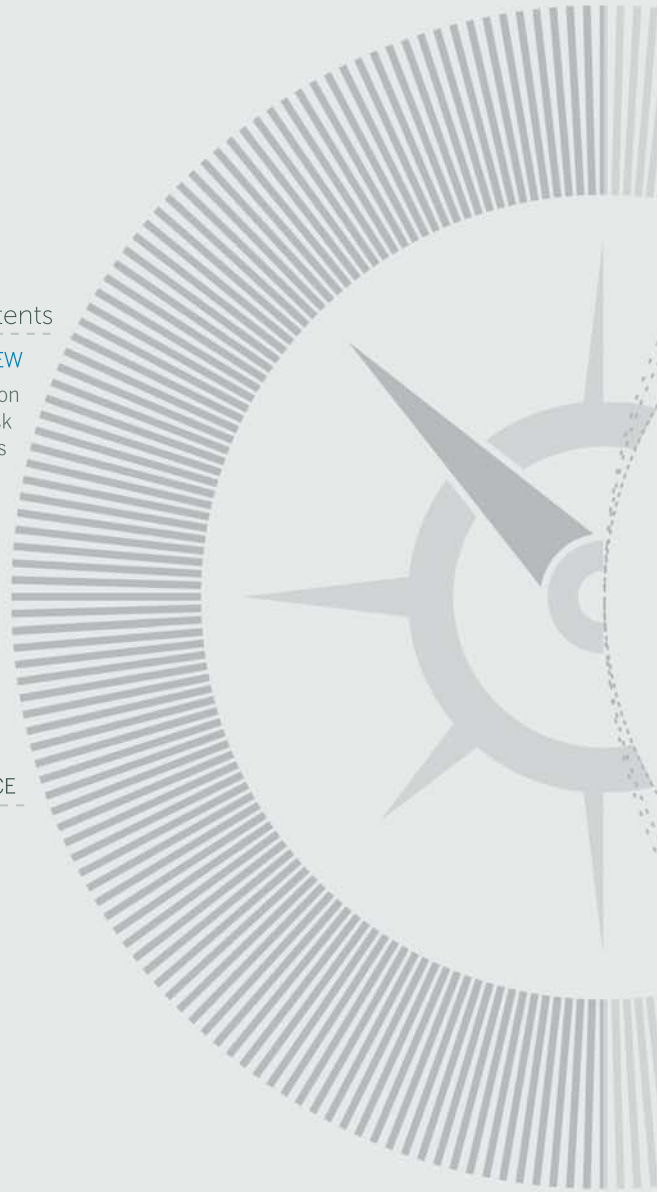
- 20 Management Discussion and Analysis
- | 34 Directors' Report
- | 60 Report on Corporate Governance

### **79 FINANCIAL STATEMENTS**

- 79 Standalone Financial Statements
- | 107 Consolidated Financial Statements

### **132 NOTICE**

---





1528

Our order book (net) (₹ crore),  
30 June 2016

274

Our erstwhile peak order book  
(net) (₹ crore)

634

The aggregate value of projects  
(net) we delivered (₹ crore) in the  
decade ending 2015-16

In 2015-16, Alphageo received the largest single seismic service order for ₹242 crore (Gross) from ONGC Ltd in its existence.

In March 2016, Alphageo received an Order for ₹102 crore (net) from Oil India Ltd

In June 2016, Alphageo received another set of orders aggregating ₹1300 crore (net) (Gross ₹1482 crore). This is possibly the largest ever set of orders awarded to any seismic survey company in India.

And arguably among the largest 2D seismic survey assignments (29265 line kms) awarded anywhere in the world to a single company.

There is just one message that we wish to communicate to our shareholders.



We are prepared

This is what these orders from ONGC and OIL mean for our company...

**29,265** **Line km of 2D seismic data acquisition**  
Larger than the 2D seismic data acquisition done by Alphageo in the previous 30 projects

**1,402** **Value of the order (₹ crore) (net)**  
Equivalent to 20x our topline of 2015-16

**13** **New sites** at which projects will be concurrently undertaken



This is what these orders need...

# Rich experience

Faced with the largest order book increase in our existence, the big question that most analysts are asking is whether we possess the terrain experience to address the unprecedented.

**At Alphageo**, we possess a rich multi-decade experience of working in diverse and difficult topographies.

Our experience matrix comprises:

- More than 25 years of experience in seismic data acquisition
- More than 60% of the original team still working with us
- More than 1300 person-years of experience in multi-basinal and challenging terrains
- More than 15900 GLK of 2D seismic survey and 5500 sq km of 3D seismic surveys across challenging terrains
- Experience of working across 8 sedimentary basins in 16 Indian states and international locations
- Experience of more than 51 completed projects

Result: Our rich multi-terrain experience reinforced our credentials that translated into the award of these large seismic survey orders.



Our working experience with ONGC and OIL

25 Business relationship (years)

11 Projects executed





This is how we are prepared...

# Adequate resources

Following the receipt of the largest aggregate seismic services order, the question that most industry observers are asking is whether we possess adequate resources to address the opportunity.

**At Alpageo**, our preparedness is the result of having invested in scalable resources well before we received this landmark order.

**Equipment:** We cherry-picked specialised data acquisition equipment from reputed global suppliers, building in adequate systemic redundancy to ensure project continuity

**Crew:** We intend to reinforce our proprietary crews by on-boarding dependable global seismic service personnel to address these prestigious projects.

**Finance:** We increased our working capital limits with bankers to address the opportunity.

**Capex:** We possessed a completely de-leveraged Balance Sheet (zero long-term debt) that makes it possible to mobilise incremental low-cost funds to finance additional capital expenditure.

Result: Alpageo is organisationally prepared to commission work even before Zero Day.



Resource preparedness

100

Projected capex (₹ crore) for additional equipment

81

Working capital limit (₹ crore) as on March 31, 2016

This is the value we bring to the client's table...

# Credible management

The largest seismic surety orders in the world warrants a proactive hands-on management that is equipped to address the number of concurrent projects, terrain diversity, ability to attract additional intellectual capital, insight to interpret the generated data and complete all projects on or before schedule.

**At Alphageo**, we are prepared in addressing the challenge for a number of reasons.

The Company restructured the organisational architecture, creating new teams managed by Process Managers drawn from existing members.

The Company embarked on providing intensive training to team members for assuming managerial roles.

The Company created a 3-member team to undertake periodic multi-site systems and process audits.

Result: Alphageo is quietly confident that this preparedness will translate into successful project delivery.





Alphageo (India) Limited is not just another seismic service provider.

We were the first to invest in cutting-edge sectoral technologies in India.

We graduated our performance into superior industry benchmarks.

We extended our presence beyond the regional to the national to the international.

We retained our people across extended tenures even when we did not get a single contract.

We selected to remain zero-debt for long periods, strengthening our business sustainability.

We incorporated responsible systems that minimised environment impact.

We evolved from local engagement to international talent recruitment.

We emerged as arguably the fastest growing seismic services provider in the world.

#### **Vision**

Emergence as a leading geophysical services player with global operations to deliver time-critical, quality data at competitive prices.

#### **Mission**

Alphageo's goal is to emerge as the industry's premier provider of cost-effective seismic services and geophysical solutions.

We strive to deliver high-quality services while maintaining a safe, enjoyable and challenging workplace for our employees

We hold in highest regard the environment and societies in which we work

We are committed to excellence in all that we do, and through this, create value for all our stakeholders

#### **Other information**

BSE Code: 526397

NSE Code: ALPHAGEO

Face value per share: ₹10/-

Market capitalisation: ₹291 crore (as on 31.3.2016)

Enterprise value: ₹306 crore (As on 31.3.2016)



### **Our business**

We provide 2D and 3D seismic and related services (seismic data acquisition, processing and interpretation) for exploration companies in the oil and gas sector.

### **Our presence**

We are headquartered in Hyderabad (India) with a working experience across 14 states in India and working experience in Myanmar and Republic of Georgia. Our equity shares are listed on the BSE Ltd (BSE) and National Stock Exchange of India Ltd (NSE).

### **Our experience**

We enjoy a multi-geographic, multi-terrain and multi-customer experience.

15,900<sup>GLK</sup>

of 2D and  
5500 sq. kms. of 3D projects

51

completed  
projects

33

customers


3

nations




# Financial progression – consolidated operations


Total income  
(₹ in lakh)




EBIDTA  
(₹ in lakh)





Post-tax profit/(loss)  
(₹ in lakh)



Gross block  
(₹ in lakh)



Book value  
per share (₹)



## 2015-16: Robust business inflow

International contracts

Received a contract for 2D Seismic Data Acquisition in Myanmar from


**CAOG  
Pte Ltd**

Received a contract for 2D Seismic Data Acquisition in Myanmar from


**Bashneft  
International BV**

# Financial progression – Indian operations


Total income  
(₹ in lakh)




EBIDTA  
(₹ in lakh)




Post-tax profit/(loss)  
(₹ in lakh)



Gross block  
(₹ in lakh)



Book value  
per share (₹)



## Domestic contracts

Received a contract for 2D Seismic Data Acquisition and Processing in Gujarat from  
**NTPC**

Received a contract for 3D Seismic Data Acquisition in the KG Basin area from  
**ONGC**

Received a contract for 2D Seismic Data Acquisition in Assam and Arunachal Pradesh from  
**Oil India Ltd**

FROM THE CHAIRMAN'S DESK

Z P MARSHALL  
CHAIRMAN

“Our business space is increasingly promising as the Government focuses on strengthening India’s oil self-sufficiency.”

*Dear shareholders,*

ENERGY REPRESENTS THE BACKBONE OF THE INDIAN ECONOMY.

**As** India strengthens its position as the fastest growing economy, oil consumption is expected to accelerate. For a country that imports more than 75% of her oil appetite, this is a grim prospect exposing India to geo-political vulnerability.

**What** was disturbing for long was India’s lack of focus in the exploration of oil and gas reserves. Exploration represents the cornerstone for enhancing domestic production. Less than 50% of India’s sedimentary basins are explored. Of more than 3 million square kilometres of the Indian sedimentary basins, geo-

scientific data on nearly 48% of the basins is scarce or unavailable. For the last two decades, no fresh assessment to gauge hydrocarbon potential of its 26 basins has been conducted. Although the country possesses proven reserves of 206 billion barrels of oil, only 67 billion barrels are online.

I am happy to state that this is about to change.

**The** Government of India announced its decision to strengthen the country’s oil self-sufficiency with the objective to moderate the impact of oil price volatility on her economic progress. The Prime Minister set a goal of reducing India’s import dependence from 75%-plus of its

'energy' requirement by 10% by 2022 and 50% by 2030. In line with this ambitious goal, India's oil hunt is expected to accelerate.

In 2016, the Ministry of Petroleum and Natural Gas set in motion a large exercise titled National Seismic Program through ONGC Ltd and OIL India Ltd to obtain data of unappraised national spaces estimated at around 50% of India's identified sedimentary basins. This initiative was taken to cover all onshore areas with a preliminary 2D seismic survey.

To cover offshore areas, another policy was implemented under the 'multi-client non-exclusive' survey through which global companies can analyse and collect seismic data at their cost, which can then be marketed to potential investors.

**This** means unprecedented opportunities for India's seismic survey sector.

**For** Alphageo, this indicates superior prospects on account of a rich experience of working across most Indian terrains for more than two decades; this means a head-start, banking on a proven record of delivering projects on/before schedule; this means more projects on account of vertically-integrated seismic services; this means the start of another phase in our existence.

## Overview

These are exciting times for the Company as we hope to play a meaningful role in India's efforts to discover additional oil and gas reserves.



### Hidden wealth

**Since** 1950, roughly 69 trillion cubic feet of proven and probable recoverable gas reserves have been discovered in India.

**Only** 42 trillion cubic feet has been developed and is currently under production.

**That** leaves 18 trillion cubic feet of reserves yet to be

produced and 27 trillion cubic feet of reserves yet to be developed.

**According** to an analysis of 12 basins across India, approximately 64

trillion cubic feet of risked recoverable resources are yet to be found.

**Thus**, India holds at least 91 trillion cubic feet of recoverable gas reserves.

In addition to conventional gas reserves, India also holds an estimated 63 trillion cubic feet of recoverable shale gas.

My message in two sentences.

Unprecedented opportunities lie ahead.

Alphageo is prepared to capitalise.

#### OPERATIONAL REVIEW

MR. DINESH ALLA,  
MANAGING DIRECTOR,  
DISCUSSES ALPHAGEO'S  
PERFORMANCE AND THE  
SECTORAL PROMISE



#### Were you happy with the Company's performance in 2015-16?

It was a good year from a business standpoint, a majority of which will have its reflection in our financial performance over the coming years. While revenue increased by 7.23% over the previous year, net profit declined by 33% over the previous year. Due to intense competitive pricing, our EBITDA margin and net margin declined by 8.27% and 9.25% respectively.

#### What was the highlight of the Company's working?

In India, we received the single largest order of ₹242 crore from ONGC for 3D seismic survey in the KG Basin, the largest single order by Alphageo in more than two decades. Besides, other high ticket projects were also awarded, which provide revenue visibility for the next three field seasons. We received two business opportunities in Myanmar (not large) that were significant as they enabled us to emerge as the largest seismic survey service provider in that nation.





# 1,402

Quantum of ONGC and OIL orders (net) (₹ crore) for seismic surveys

### Where did the Company stand at the close of 2015-16?

The financial year 2015-16 was completed with an order book of ₹274 crore, (net of taxes) on hand. We repaid our long-term debt, increased our working capital limits to prepare for increasing business and invested in equipment to capitalise on emerging opportunities.

### What is happening in the Indian seismic survey space?

Dramatic things are happening in the Indian oil exploration and processing space primarily due to the Government's focus on meeting India's growing oil appetite. In keeping with this vision, the Prime Minister set a goal for reducing India's import dependence from 75%-plus of its 'energy' requirement by 10% across the next six years. This direction promises to unlock significant opportunities for the global (not just country) E&P and seismic survey sectors.

### What kind of opportunities?

The Open Acreage Licensing Policy (OALP) is expected to be operational by 2019. This promises to be an inflection point in India's search for this critical fossil fuel. Under the OALP, upstream companies can select and bid for any oil and gas block at any time during the year without the government needing to conduct an auction. Currently, the Government is inadequately prepared as more than 50% of India's sedimentary basins lie under- or unexplored, promising sizeable opportunities for us.

### What other opportunities are you looking at in the current fiscal?

Myanmar has emerged as an important geography. In 2015-16, we were awarded seismic survey contracts for the second time. This repeat opportunity is significant as it represents a showcase of our service quality and commitment. As opportunities unfold, Alphageo is in a strong position to emerge as a preferred seismic survey partner.

### What is the message you would like to leave shareholders?

The future holds significant promise and Alphageo is fully prepared.

# The unprecedented orders flow

Alphageo received large ONGC contracts for the acquisition of 2D seismic data in unappraised inland Indian sedimentary basins. These orders are a part of the National Seismic Program aggregating ₹1482 crore (Gross) that need to be completed by June 2019. The order comprises six basins out of the 11 basins considered for seismic data acquisition (one remains unawarded) aggregating 26,905 line kms of 2D seismic survey to be completed within three years.

## **What this order means for Alphageo**

### **From an order perspective**

The largest order for any Indian seismic survey player

The largest order in Alphageo's existence

The largest global order for any seismic survey service provider (by area coverage)

### **From a positioning perspective**

Showcases the Company's credentials in bidding for and managing large projects

Promises to transform an India-leading player into a global service provider.

### **From a business perspective**

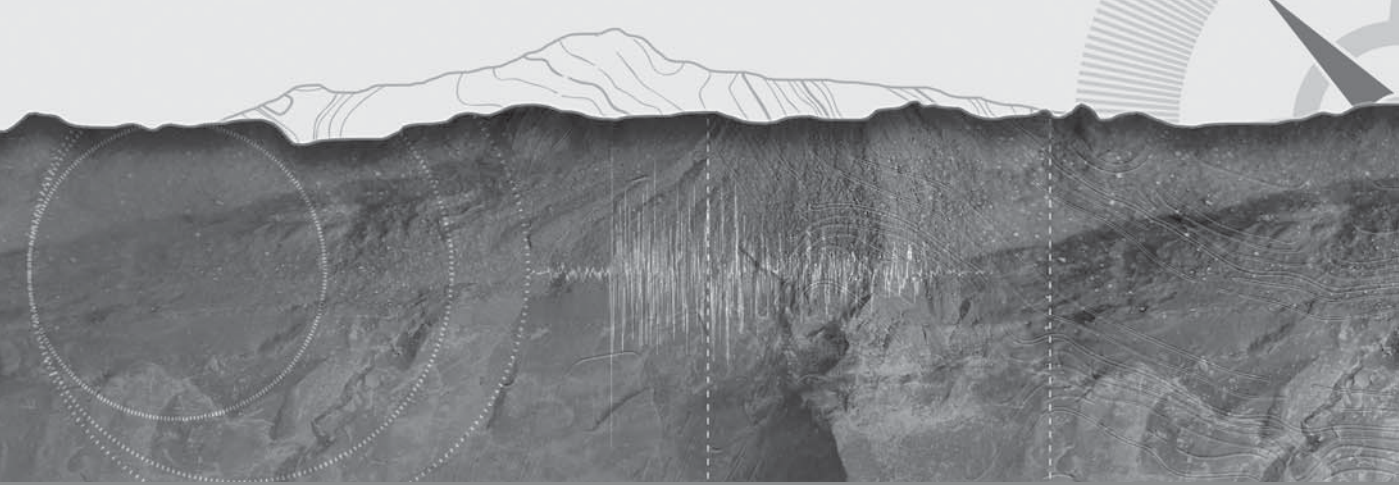
Widens the scope of operations; order requires the Company's crew to operate 10 concurrent locations  
Enhance capacity utilisation even as the global seismic survey sector remains subdued

### **From a topline perspective**

Provides a three-year revenue visibility in a business where revenue visibility generally does not extend beyond three quarters.

### **From a growth perspective**

Promises to open up sizeable opportunities as the Open Acreage Policy regime draws global E&P giants into India.



## The challenges and their mitigation

### 01 Equipment

*The Company will need to invest in equipment for managing this sizeable business opportunity*

**Mitigation:** The Company has ordered adequate data acquisition equipment to operate all 10 crews simultaneously. The Company will prudently utilise its fund-based credit lines with bankers and suppliers for this purchase, which allows staggered payments.

### 02 Crew

*The Company will need more crews (teams of people) to work on multiple sites.*

**Mitigation:** Globally the seismic data acquisition services are experiencing a slowdown due to a sharp decline in crude oil prices (owing to excess supply of crude). As a result, Alphageo will be able to on-board globally-experienced seismic personnel for undertaking this assignment.

### 03 Long-term funds

*To manage this large project the Company would need long-term funds.*

**Mitigation:** Having estimated capex requirement, the Company's requirement for long-term funds would be marginal at best. Its de-leveraged Balance Sheet (with no long-term debts) will enable it to source adequate low-cost long-term funds.

### 04 Working capital

*The working capital requirement is expected to spike significantly.*

**Mitigation:** The Company raised its fund based working capital limits with banks from ₹2.50 crore to ₹12 crore. Besides, the cash generation from on-going operations would also be used for managing day-to-day operations.

### 05 Process adherence

*Sudden increase in crews may put pressure on process flow implementation*

**Mitigation:** The Company will allocate key members of its own crews who are well-versed with Alphageo's processes in the new teams to ensure the process discipline across the project lifecycle.

“This opportunity sets the foundation for profitable business growth beyond 2019.”

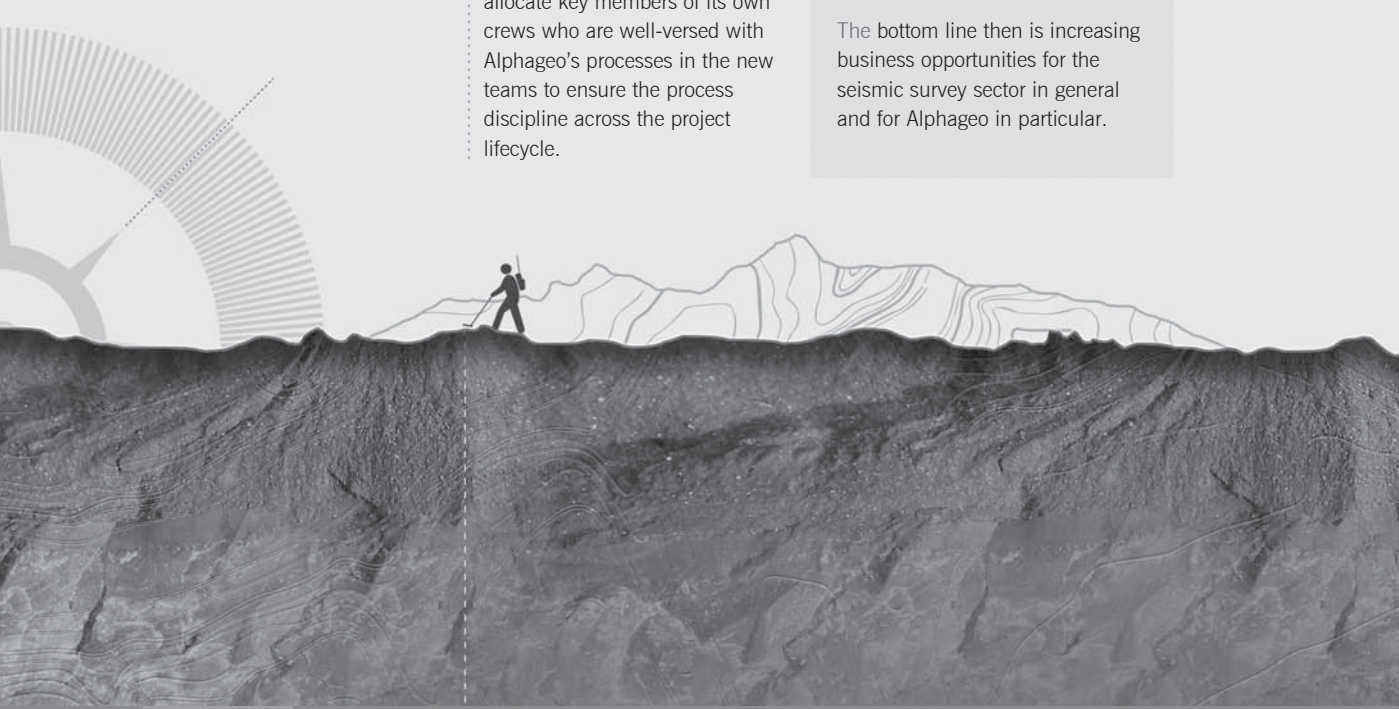
-----  
DINESH ALLA, MANAGING DIRECTOR, THROWS LIGHT ON THE POSSIBILITIES AND PROMISE ARISING FROM THE NATIONAL SEISMIC PROGRAM  
-----

This order is only a harbinger of larger sedimentary basin opportunities.

This order is about undertaking 2D seismic data acquisition in blocks completely unexplored. The data acquisition is along seismic profiles that are almost 40 – 50 LKM apart.

Based on this data, E&P companies would select blocks for exploration under the Open Acreage Policy. As a first step, these E&P players would undertake more intense 2D seismic surveys where data acquisition lines would be closer. This could be followed by 3D seismic surveys.

The bottom line then is increasing business opportunities for the seismic survey sector in general and for Alphageo in particular.





# Management discussion and analysis



## **Economic overview**

**Global:** In 2015, global economy activity remained subdued leading to 3.1% growth, marginally lower than in 2014. Preliminary data suggests that global growth during the second half of 2015 at 2.8% was weaker than forecasts on account of softer activity in United States, Japan and advanced Asian economies. Three key transitions influence the global outlook:

gradual slowdown in China, freefalling crude prices and a gradual tightening in US monetary policy.

The World Economic Outlook forecasts global growth at 3.2% in 2016 and 3.5% in 2017, lower than its earlier estimates in January 2016. It has warned that if recovery remains slow, it could have damaging effects on the social and political fabric of many countries. Growth in advanced economies is projected to remain modest at about 2%, the recovery hampered by



weak demand, partly held down by unresolved crisis legacies, unfavourable demographics and low productivity. While emerging markets and developing economies will account for the largest share of world growth in 2016, prospects across countries remain uneven and generally weaker than over the past two decades. India remains a bright spot with strong growth and rising incomes.

#### Year-on-year growth

	2014	2015	2016P	2017 P
Advanced economies (%)	1.8	1.9	1.9	2.0
Emerging market and developing economies (%)	4.6	4.0	4.1	4.6
World output (%)	3.4	3.1	3.2	3.5

(SOURCE: WORLD ECONOMIC OUTLOOK, APRIL 2016] P= PROJECTED)

**India:** Against a subdued global economic environment, the Indian economy grew at 7.6% in 2015-16 (7.2% in 2014-15) emerging as one of the fastest growing nations in the globe. The economic growth was bolstered by an improvement in the fortunes of the manufacturing sector (9.5% growth in 2015-16 against 5.5% in 2014-15) and gains accrued from declining crude oil prices.

*Domestic risks*

The Economic Survey 2016 indicates that a critical challenge confronting the Indian economy is the twin Balance Sheet problem - the impaired financial positions of public sector banks and large corporate houses – triggering underinvestment. While the stressed assets in public sector banks are limiting their capacity to lend, the Balance Sheet vulnerability, especially of large private companies that borrowed heavily during the boom years, has forced firms to moderate investment and preserve cash.

*External risks*

Global demand for India's goods and services could remain weak in the short run, compelling the country to find and activate domestic demand sources to prevent the momentum from weakening. India needs to plan a currency readjustment in the wake of a similar adjustment in China, as such an event would spread global deflation.

*Outlook*

Given the macroeconomic scenario and assuming normal 2016-17 monsoons, it would

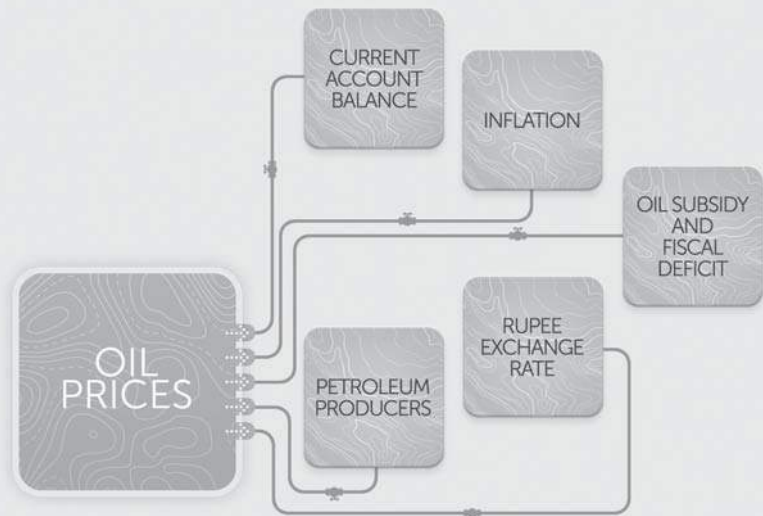
**LAST AND BEST**

The Indian economy expanded 7.9% year-on-year in the first three months of 2016, higher than 7.2% growth in the previous corresponding quarter. This best performance in six quarters was the result of a farm sector rebound, growing 2.3% and manufacturing sector output growing 9.3%.

not be unreasonable to believe that the Indian economy is set to register growth in excess of 7% for the third year in succession. Against an unsupportive global economic landscape and weak back-to-back monsoons, a 7.6% GDP growth in 2015-16 (as estimated by the Central Statistics Organisation) appears encouraging.

**Five ways the decline in oil prices affects the Indian economy**

Global crude oil prices have been volatile, declining from a high of \$115/bbl in mid-2014 to a low of \$28/bbl in January 2016, influenced by unfavourable demand-supply dynamics. Major oil producers - Organisation of Petroleum Exporting Countries (OPEC), Russia and United States - refrained from cutting oil production, leading to a glut. On the other hand, global demand, particularly from Europe and China, was weak owing to lower economic growth.



**Current account balance:** India is one of the largest importers of oil in the world. It imports nearly 80% of its total oil needs. This accounts for one third of its total imports. A fall in prices drives down the value of its imports. This helps narrow India's current account deficit. A fall in oil prices by US\$10 per barrel helps reduce the current account deficit by US\$9.2 billion, according to Livemint. This amounts to nearly 0.43% of the Gross Domestic Product - a measure of the size of the country's economy.

**Inflation:** A rise in oil price leads to an increase in the price of all goods and services. As a result, inflation rises. This affects companies - directly because of a

rise in input costs and indirectly through a fall in consumer demand. This is why a decline in global crude prices comes as a boon for India. Every US\$10 per barrel fall in crude oil price helps reduce retail inflation by 0.2% and wholesale price inflation by 0.5% (Source: Moneycontrol).

**Oil subsidy and fiscal deficit:** The government fixes the price of fuel at a subsidised rate. It then compensates companies for any loss from selling fuel products at lower rates. These losses are called under-recoveries. This adds to the government's total expenditure and enhances fiscal deficit. A fall in oil prices reduces companies' losses, oil subsidies and helps narrow the fiscal

deficit. However, since diesel was recently deregulated, the fall in oil prices could have a lower effect on the government's fiscal deficit.

**Rupee exchange rate:** The value of a free currency like the Rupee depends on its demand in the currency market. This is why it depends to a great extent on the Current Account deficit. A high deficit means the country has to sell rupees and buy dollars to pay its bills. This reduces the value of the rupee. A fall in oil prices is, thus, good for the rupee. However, the downside is that the dollar strengthens every time the value of oil falls. This negates any benefits from a fall in Current Account deficit.

**Petroleum producers:** The fall in global oil prices may be beneficial to India, but also has downsides. Directly, it affects the exporters of petroleum products in the country. India is the sixth largest exporter of petroleum products in the world. This helps the country earn US\$60 billion annually. Any fall in oil prices negatively impacts exports.



## Global oil and gas industry

### Global energy market

On the demand side, the world witnessed a gradual deceleration in global energy consumption as the huge boost from globalisation and Chinese industrialisation subsided. That slowing was compounded in 2015 by a continuing weakness in the global economy. As a result, global primary energy consumption grew by just 1.0% in 2015, similar to the rate of growth in 2014, but slower than the average of the past decade (1.9%). Much of this weakness was driven by China, where energy consumption grew at its slowest rate in almost 20

years. Even so, China remained the world's largest growth market for energy for the fifteenth consecutive year.

The supply of energy in recent years was driven by different factors, notably technological advances that increased the range and availability of different fuels. The US shale revolution unlocked huge swathes of oil and gas resources; rapid technology gains supported renewable energy growth. These advances meant that, despite the weakness of energy demand, oil, natural gas and renewable energy all

recorded robust growth in 2015. Their gain came at the expense of coal, which saw its largest fall on record, taking its share within primary energy to its lowest level since 2005.

### Global crude oil scenario

**Consumption:** Global oil consumption grew by 1.9 million barrels per day (b/d), or 1.9% - nearly double the recent historical average (+1%) and significantly stronger than the increase of 1.1 million b/d seen in 2014. The relative strength of consumption was driven by the OECD countries, where consumption increased by

Oil remained the world's leading fuel, accounting for 32.9% of global energy consumption.

510,000 b/d (+1.1%), compared with an average decline of 1.1% over the past decade. Growth was well above recent historical averages in the US (+1.6%, or 290,000 b/d) and the EU (+1.5%, or 200,000 b/d), while Japan (-3.9%, or -160,000 b/d) recorded the largest decline in oil consumption. Outside of the OECD, net oil importing countries recorded significant increases: China (+6.3%, or +770,000 b/d) once again accounted for the largest increment to demand, while India (+8.1%, or 310,000 b/d) surpassed Japan as the world's third-largest oil consumer.

**Production:** Global oil production increased even more rapidly than consumption for a second consecutive year, rising by 2.8 million b/d or 3.2%, the strongest growth since 2004. Production in Iraq (+750,000 b/d) and Saudi Arabia (+510,000 b/d) rose to record levels, driving an increase in OPEC production of 1.6 million b/d to 38.2 million b/d, exceeding the previous record reached in 2012. Production outside OPEC slowed from last year's record growth but still grew by 1.3 million b/d. The US (+1 million b/d) reported the world's largest annual growth increment and remained the world's largest oil producer.

**Prices:** Brent averaged \$52.39 per barrel in 2015, a decline of \$46.56 per barrel from the 2014 level and the lowest annual average since 2004. Crude oil prices rose in early 2015 as global consumption rebounded and US production began to register month-on-month declines. But strong growth in OPEC production, particularly in Iraq and Saudi Arabia, caused prices to fall sharply later in the year. The Brent-WTI differential narrowed for the third consecutive year to \$3.68 per barrel.

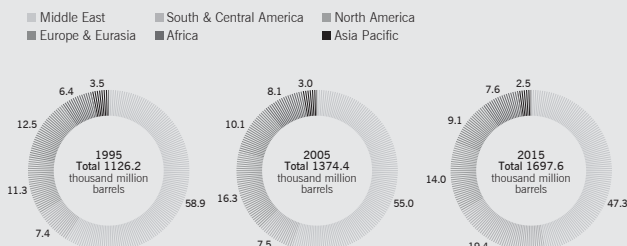
**Trade:** After barely growing in 2014, global trade of crude oil and refined products expanded by 3 million b/d (+5.2%) in 2015, the largest increase since 1993. Crude oil trade was lifted by growing exports from the Middle East (+550,000 b/d), while Europe and China accounted for the largest increases in imports (+770,000 b/d and +530,000 b/d respectively). Growth in refined product exports was again led by the US (+470,000 b/d); the country's net oil imports fell to 4.8 million b/d, the lowest since 1985.



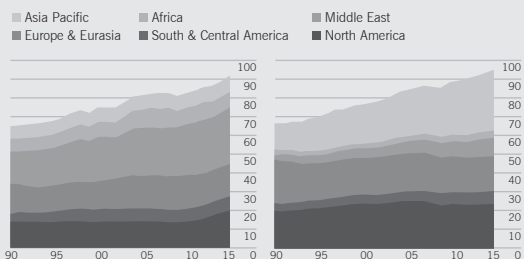
India overtook Japan to become the world's third-largest consumer of oil in 2015, behind the U.S. and China



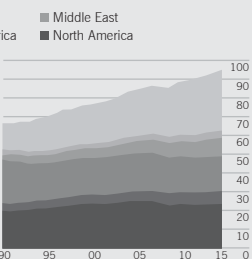
Distribution of proven reserves in 1995, 2005 and 2015  
Percentage



Oil: Production by region  
Million barrels daily



Oil: Consumption by region  
Million barrels daily



### Global natural gas scenario

**Consumption:** Global natural gas consumption grew by 1.7% in 2015, a significant increase from the weak growth (+0.6%) in 2014 but still below the 10-year average of 2.3%. As with oil, consumption growth was below average outside the OECD (+1.9%, accounting for

53.5% of global consumption) but above average in OECD countries (+1.5%). Among emerging economies, Iran (+6.2%) and China (+4.7%) recorded the largest consumption increments, even though growth in China was sluggish compared with a 10-year average growth

of 15.1%. Meanwhile, Russia (-5%) recorded the largest volumetric decline, followed by the Ukraine (-21.8%). Among OECD countries, the US (+3%) accounted for the largest growth increment, while EU consumption (+4.6%) rebounded after a large decline in 2014.

**Production:** Global natural gas production grew by 2.2%, more rapidly than consumption but below its 10-year average of 2.4%. As with consumption, the US (+5.4%) recorded the largest growth increment, with Iran (+5.7%) and Norway (+7.7%) also recording significant increases in production. Growth was above average in North America, Africa and Asia Pacific. EU production once again fell sharply (-8%), with the Netherlands (-22.8%) recording the world's largest decline. Large volumetric declines were also seen in Russia (-1.5%) and Yemen (-71.5%).

Globally, natural gas accounted for 23.8% of primary energy consumption.



## Indian oil and gas industry

India witnessed unprecedented economic expansion in the last 25 years. Driven by demographic changes, rapid industrialisation and a strong export-oriented services framework, the Indian gross domestic product grew more than 3.3-fold from 2002 to 2012, second only to China.

As its economy flourished, India's demand for energy rose more than 70%, a trend that is expected to continue into the next decade, making India the third largest energy consumer globally by 2020. With the growth in automobiles, power and fertilisers, oil and gas as energy sources represent more than 45% of the country's total energy consumption.

However, this rapid surge in demand for hydrocarbons has not translated proportionately in a growth in domestic exploration and production (E&P) in the

country's oil and gas industry. A case-in-point is that of the 11th Five-Year Plan, for which India committed to produce 206.8 million tonnes (MT) of crude oil but the actual production was 176.9 MT.

India's oil and gas sector is among the six core industries, playing a major role in influencing decision making for all important sections of the economy.

**Reserves:** India has a total sedimentary area of 3.14 million sq km across 26 sedimentary basins comprising on-land, off shore and deep-water areas, wherein only seven basins are in production, making it one of the least explored countries. In the conventional hydrocarbon prognosticated resources of 15 sedimentary basins assessed so far, there are 28.1 billion tonnes of oil and oil equivalent of gas,

out of which 61% of estimated resources are yet to find category. About 1.35 million sq km of India's sedimentary area are in deep water and 1.79 million sq km area accounted under on-land and shallow offshore pockets.

As per IEA, India possesses proven oil reserves of 5.7 billion barrels (recoverable reserves of 24 billion barrels), compared with an annual crude demand of 1.4 billion barrels - and rising. India's gas resources are projected at a larger 7,900 bcm of recoverable reserves (more than 200 times the present annual production).

As a result of the high consumption, more than 75% of India's oil and gas consumption is imported. To reduce India's import dependence, the Government launched the New Exploration Licensing Policy (NELP) in 1997-98.

### LIFE OF INDIAN RESERVES

With the current oil production level of around 815,000 barrels per day, on estimated reserves of 1.2 BMT (Billion Metric Tonne), the reserves-to-production ratio is 25 years. The potential for gas seems brighter; at the current production level of around 40 BCM (billion cubic meters) per year on an estimated reserves base of around 1,500 BCM, translating to a reserves-to-production ratio of more than 30 years. India fares poorly not only against oil-rich regions like West Asia, which possess over 80 years of reserves but also when compared with the global average of 50 years.

Unfavourable regulations and prohibitive costs resulted in the low foreign participation in India's E&P space. Foreign companies won 40% of the 254 awarded blocks, but many blocks held have since been relinquished. Out of 254 blocks, 106 have been relinquished and only 11 out of 128 discoveries have gone into production. Seismic surveys, integral to exploration, have slowed over the last five years.

Estimates suggest that India's import dependence on hydrocarbons is projected to increase from 80% to 90% by 2040, leaving the country vulnerable to geopolitical developments.

#### **Government thrust on oil and gas**

India's economic growth is closely related to energy demand; therefore the need for oil and gas is projected to grow more, making the sector conducive for investment. The Government took important initiatives to invite investments into the oil and gas sector.

In a major drive to enhance the petroleum and hydrocarbon sector, Government of India introduced initiatives like the Hydrocarbon Exploration Licensing

Policy (HELP), Marketing and Pricing freedom for new gas production, grant of extension to the Production Sharing Contracts and assigning the Ratna offshore field award to Oil and Natural Gas Corporation (ONGC) for development.

The Government released the Hydrocarbon Vision 2030 for North East India, with the objective of leveraging the north-eastern region's hydrocarbon potential, enhance access to clean fuels, improve availability of petroleum products, facilitate economic development and to involve local population in the economic activities in this sector.

The Government of India plans to incentivise gas production from deep-water, ultra deep-water and high pressure-high temperature areas, which are presently not exploited on account of higher cost and risk, and also to augment the investment in nuclear power generation in the next 15 to 20 years.

The Government of India is in the process of identifying at least 50 potential blocks of 100 sq km and above to be given to companies for bringing private investment in the mineral exploration sector. The

### UNDER-PENETRATION

As brought out by the International Energy Agency (IEA) in the India Energy Outlook, 2015, the sense of under-explored potential is reinforced by the drilling record. Roughly 3,000 wells have been drilled in India's offshore basin, at an average density of one well per 146 sq km, which is a low intensity compared with other offshore basins (and certainly with the US Gulf of Mexico, which has been drilled with an average density of one well per 14 sq km).

Ministry of Petroleum and Natural Gas put up for comments a draft policy, to opt for revenue-sharing model while auctioning future oil and gas blocks for exploration to private companies, compared to the erstwhile production-sharing mode to make the process transparent and market-oriented.

The Ministry of Petroleum and Natural Gas announced a new 'Marginal Fields Policy', which aims to bring into production 69 marginal oil and gas fields with 89 million tonnes or ₹75,000 crore (US\$ 11 billion) worth of reserves, by offering various incentives to oil and gas explorers such as exemption from payment of oil cess and customs duty on machinery and equipment

#### **Crude oil, 2015-16**

##### **Production and consumption:**

Domestic crude oil production fell for the fourth straight year in 2015-16. Domestic crude oil production was marginally lower at 36.9 million tonnes in 2015-16 from 37.5 million tonnes in the previous financial year. A collapse in oil prices coupled with a rapid economic growth fuelled domestic oil consumption. More vehicle purchases, increased use of diesel for irrigation due to weak monsoon and rising air traffic drove up consumption to 183.5 million tonnes, compared to 165.5 million tonnes in the previous year - a growth of 10.9%, the highest in 15 years.

**Imports:** India's crude oil import bill nearly halved to US\$ 64 billion in 2015-16 fiscal as

global oil prices slumped to multi-year lows. India imported 202.1 million tonnes of crude oil in the fiscal year that ended March 31, for USD 64.4 billion, according to the latest data available from Petroleum Ministry. This compared to import of 189.4 million tonnes of crude oil for USD 112.7 billion in the previous 2014-15 fiscal. India also imported 28.3 million tonnes of petroleum products worth USD 10 billion in FY16 compared with USD 12.1 billion it had paid for the import of 21.3 million tonnes of fuel in the previous period.

While the basket of crude oil India imports averaged USD 84.16 per barrel in 2014-15, it cost only USD 46.17 a barrel in FY16. The Indian basket averaged USD 105.52 per barrel in 2013-14.

India's import dependence on oil rose to 81% in 2015-16 from 78.5% in the previous year.

Crude oil production in India averaged 693.49 BBL/D/1K from 1994 until 2015,

#### **What is HELP?**

The Government recently approved the Hydrocarbon Exploration and Licensing Policy (HELP). The key facets of this policy comprise:

- Uniform license for exploration and production of all forms of hydrocarbon
- Easy to administer revenue sharing model
- Marketing and pricing freedom for the crude oil and natural gas produced

The uniform license will enable the contractor to explore conventional as well as unconventional oil and gas resources including CBM, shale gas/oil, tight gas and gas hydrates under a single license. The concept of Open Acreage Policy will enable E&P companies choose the blocks from the designated area. Under the new regime, the Government will not be concerned with the cost incurred and will receive a share of the gross revenue from the sale of oil and gas.



### Natural gas, 2015-16

Natural gas is the cleanest fossil fuel; it has lower sulphur dioxide and nitrous oxides than other fossil fuels.

India is the fifth-largest Liquefied Natural Gas (LNG) importer after Japan, South Korea, United Kingdom and Spain, accounting for 5.5% of the total global trade gas pipeline infrastructure in the country.

**Performance in 2015-16:** In 2015-16, LNG imports surged 14.96% at 21,309.28 MMSCM against 18,535.73 MMSCM in 2014-15. The domestic natural gas output fell by 5.5% in 2015-16 at 25,306.73 MMSCM.

The country's gas production is expected to touch 90 billion cubic metres (BCM) in 2040 from 35 BCM in 2013.

### Outlook

#### Estimates by British Petroleum:

The growth in energy demand in India would be the highest among all countries by 2030-35. India's energy production would rise by 112%, while consumption would grow by 132%. Oil imports would rise by 169% and account for over 60% of the net increase in imports, followed by increasing imports of gas (+573%) and coal (+85%). India's energy mix will evolve slowly over the next 20 years, with fossil fuels accounting for 87% of demand in 2035 (92% currently), compared to a global average of 81%. India's energy production as a share of consumption would drop from 61% today to just 56% by 2035.

#### Estimates as per International Energy Agency:

India's oil products demand is expected to remain firmly on an upward trajectory, rising two-and-a-half-fold to 10 million barrels per day (b/d) by 2040, the biggest rise projected for any country. The agency cites the 100 Smart Cities Mission and the manufacturing boost expected from the Make in India campaign as factors that will drive the country's oil appetite.

According to the Directorate General of Hydrocarbons, the predicted CBM resources in the country are to the tune of 92 tcf (2.6 tcm). India's shale gas reserves could be anywhere between 300 tcf (8.5 tcm) and 2,100 tcf (59.5 tcm).

### Crude reality

	2014-15	2015-16
Crude production	37.5 mmt	36.9 mmt
Consumption*	165.5 mmt	183.5 mmt
Crude imports	189 mmt	202 mmt
Imports (US\$ bn)	112	64
Import dependency (%)	78.5	80.8

\*PETRO GOODS



#### Rise in consumption because of:

Sale of more vehicles  
Increased use of diesel for irrigation due to weak monsoon



#### Fall in production because:

Oil companies have been struggling with ageing fields where outputs have been falling  
Their inability to bring fresh big reserves into production has kept production stagnant

# Analysis of financial statements

**Indian operations:** In 2015-16, the Company posted a healthy growth in the topline although the bottomline remained subdued due to an increase in costs and provision for taxation. The Balance Sheet emerged stronger as the Company extinguished long-term debt.



## Statement of Profit and Loss account

21.36	14.68	142	12.34
EBIDTA margin (%) (%), 2015-16	Net margin (%), 2015-16	Interest cover (x), 2015-16	Earnings per share (₹), 2015-16

### Revenue from operations:

It increased by 7.23% from ₹6397 lakh in 2014-15 to ₹6860 lakh in 2015-16. The increase was owing to an increase in field operations as the team worked on four projects in 2015-16 comprising the order book at the year-start and new business received during the fiscal.

### Survey and related expenses:

It grew from ₹3622 lakh in 2014-15 to ₹4496 lakh in 2015-16 consequent to increase in the scale of operations. The increase is consequent to the growing operational scale. The growth in operational costs is higher than the rise in revenue due to business strategy in securing certain critical projects. The increase was partly optimised by proper deployment of resources and timely project completion.

### Employee expenses:

The growth in employee expenses from ₹520 lakh in 2014-15 to ₹602 lakh in 2015-16 was owing to the annual salary hike for the team and increase in the team size for managing growing business operations.

**Finance cost:** The interest expense declined by 56% from ₹25 lakh in 2014-15 to ₹11 lakh in 2015-16 as the Company reduced its reliance on external funding. Interest cover (indicating interest repaying ability) improved from 81x in 2014-15 to 142x in 2015-16. There was an increase in Other Borrowing Costs from 22 lakh in 2014-15 to ₹60 lakh in 2015-16 due to enhancement and use of non fund based credit limits in view of emerging business opportunities.

**Profit and profitability:** Profit before tax declined from ₹1553 lakh for 2014-15 to ₹1031 lakh for 2015-16 due to the idle period of resources and competitive pricing for the contracts awarded. Profit after Tax declined from ₹1490 lakh for 2014-15 to RS. 696 lakh owing to an increase in tax expenses.



## Balance Sheet

16.77

ROCE (%),  
2015-16

14.68

ROE (%),  
2015-16

3.14

Debt-equity ratio  
(x), 2015-16

135.69

Book value per share  
(₹), 2015-16

**Capital employed:** The capital employed in the business increased from ₹6905 lakh as on March 31, 2015 to ₹12566 lakh as on March 31, 2016. This growth was primarily due to an increase in shareholders' funds, Capex credits and enhanced utilisation of working capital facilities extended by Banks.

**Shareholders' funds:** It increased by 24% from ₹6149 lakh as on March 31, 2015 to ₹7646 lakh as on March 31, 2016. This increase was due to the growth in the surplus balance as profits earned during the year were ploughed into the business to fund growth aspirations. The equity share capital remained unchanged at ₹564.84 lakh as on 31st March 2015. During the year, the Company issued 730,000 warrants to the Promoter Group at an issue price of ₹513.62 per

warrant on payment of ₹937 lakh representing 25% of total issue price of the warrants allotted. Each warrant will be converted into one equity share of ₹10/- each fully paid at a premium of ₹503.62 per share on payment of balance amount of the issue price.

**Debt:** The Company's debt portfolio (long-term and short-term) increased from ₹141 lakh as on March 31, 2015 to ₹240 lakh as on March 31, 2016. This increase was primarily due to an increase in working capital loans to fund the Company's growing day-to-day operations. The Company had no long-term debt on its books as on March 31, 2016. The Company's debt to equity stood at 3.14% as on March 31, 2016 against 2.11% as on March 31, 2015.

**Tangible assets:** The tangible assets grew by 155% from ₹1812 lakh as on March 31, 2015 to ₹4634 lakh as on March 31, 2016. This increase was due to the purchase of equipment for data acquisition – strengthening the Company's ability in managing a larger number of projects. The provision for depreciation also increased from ₹445 lakh in 2014-15 to ₹524 lakh in 2015-16.

**Current liabilities:** Current Liabilities increased from ₹712 lakh as on March 31, 2015 to ₹4647 lakh as on March 31, 2016. This increase was primarily on account of two reasons: Increase in trade payables Increase in other current liabilities which comprised the suppliers' credit facility of 1327 for funding the equipment purchase – the amount is to be liquidated during the forthcoming financial year

**Current assets:** Current Assets increased from ₹1806 lakh as on March 31, 2015 to ₹5312 lakh as on March 31, 2016 owing to an increase in the operational scale. While inventory was not a major portion of Current Assets, receivables balance jumped from ₹930 lakh as on March 31, 2015 to ₹3959 lakh as on March 31, 2016. This was due to commencement of new project in December, 2015. No amount was outstanding for a period of more than six months from the date the same became payable.

**Global performance:** In 2015-16, the Company posted a healthy growth in the topline although the bottom line remained constant due to an increase in costs and provision for taxation. The Balance Sheet emerged stronger as the Company extinguished long-term debt.



## Statement of Profit and Loss account

31.01

EBIDTA margin  
(%), 2015-16

17.29

Net margin (%),  
2015-16

20.65

Earnings per share (₹),  
2015-16

### Revenue from operations:

Increased by 23% from ₹7268 lakh in 2014-15 to ₹8958 lakh in 2015-16. The increase was owing to an increase in field operations as the team worked on five projects in 2015-16 simultaneously.

### Survey and related expenses:

The increase was consequent to the growing operational scale. The growth in operational costs higher than the rise in revenue due to business strategy in securing

certain critical projects. The increase was partly optimised by the proper deployment of resources and timely project completion.

### Profit and profitability:

Profit before tax remained constant at ₹1564 lakh for 2015-16 against ₹1513 lakh for 2014-15 due to longer resource idling and competitive pricing for the contracts awarded. Profit After Tax declined from ₹1449 for 2014-15 to ₹1163 lakh owing to increase in effective tax expenses.



## Balance Sheet

18.66

ROCE (%),  
2015-16

17.29

ROE (%),  
2015-16

2.27

Debt-equity ratio  
(x), 2015-16

187.71

Book value per share  
(₹), 2015-16

**Capital employed:** The capital employed in the business increased from ₹9162 lakh as on March 31, 2015 to ₹15630 lakh as on March 31, 2016. This growth was primarily due to an increase in shareholder funds and enhanced usage of working capital.

**Shareholders' funds:** It increased by 26% from ₹8383 lakh as on March 31, 2015 to ₹10577 lakh as on March 31, 2016. This increase was due to a growth in the reserves and surplus balance as profits

earned during the year were ploughed into the business to fund growth aspirations. The equity share capital remained unchanged at ₹564.84 lakh as on 31st March 2015.

**Tangible assets:** Tangible assets grew by 43% from ₹5411 lakh as on March 31, 2015 to ₹7746 lakh as on March 31, 2016. This increase was due to the purchase of equipment for data acquisition – strengthening the Company's ability in managing a larger number of projects. The provision for depreciation also

increased from ₹1071 lakh in 2014-15 to ₹1230 lakh in 2015-16.

**Current liabilities:** The balance increased from ₹736 lakh as on March 31, 2015 to ₹4781 lakh as on March 31, 2016. This increase was primarily on account of two reasons:  
Increase in trade payables  
Increase in other Current Liabilities, which comprised the suppliers' credit facility for funding the equipment purchase – the amount is to be liquidated during the current year

**Current assets:** Current Assets increased from ₹2618 lakh as on March 31, 2015 to ₹6585 lakh as on March 31, 2016 owing to an increase in operations. Receivables increased from ₹1656 lakh as on March 31, 2015 to ₹4863 lakh as on March 31, 2016. This was due to major portion of the business being executed in the last quarter of fiscal 2015-16. No amount was outstanding for a period of more than six months from the date the same became payable.

Risk management at Alphageo is an essential part of the business model, concerned with moderating the adverse influence of risks and threats on the Company's business goals.

The Company used its 25-year experience to assure shareholders about prospects.

The Company adopts an intensive and well formulated risk management approach in tandem with prudential standards, well-thought-out reporting and effective control mechanisms.

The strength of this framework was enhanced by a combination of centrally issued policies and procedures, which were developed dynamically.

The senior management team intermittently analysed the risk management framework to keep abreast of contemporary standards and stay prepared to tackle incipient challenges.

PEOPLE RISK

Attrition of intellectual capital could impact project execution.

Risk mitigation: The Company's experience across geographies and terrains in India and at international sites provides a continuous learning curve to team members. This strengthens loyalty with the Company. The Company's training calendar provides its team with adequate knowledge on new-age technologies and global best practices, thereby growing their skills. A combination of on-job and in-class knowledge enhancement enabled the Company to retain its talent pool.

EXECUTION RISK

Timely completion of projects despite all odds is vital for a company's profitable growth and sustainability.

Risk mitigation: For Alphageo, project planning has been a key strength. Meticulous planning done by experts and its 'got-to-be-a-way' attitude allows the team to overcome project execution challenges. Besides, continuous investment in cutting-edge technology enables superior project execution and accurate data collection and analysis – the Company invested ₹4953 lakh in the last three years in technology-upgraded equipment.

FUNDING RISK

Lack of adequate funds could impact the Company's ability to bid for and undertake large projects.

Risk mitigation: The Company enjoys sound financial standing. Its de-leveraged financial statements (debt-equity at 2.27x as on March 31, 2016) and liquid business operations (net cash from operations at ₹15 crore in 2015-16) perfectly positions it to garner adequate funds, if required, for growing business operations.



#### INDUSTRY RISK

Plummeting oil prices threaten to stifle the prospects for oil and gas exploration and other seismic survey services.

Risk mitigation: More than 80% of India's oil consumption is imported. The government aims to reduce India's dependence on imports by 10% by 2022. This can only be possible by exploring the unexplored and underexplored sedimentary basins. This promises a bright future for seismic survey services in the coming years. The introduction of HELP promises to open interesting opportunities for oil exploration in India, which should lead to promising seismic survey projects.

#### COMPETITION RISK

Increasing opportunities could draw global seismic survey players onto the Indian turf, enhancing competition.

Risk mitigation: Alphageo is the most experienced and respected player in India's seismic survey space having successfully delivered challenging projects in hostile terrains for leading oil producing companies in India. The Company is respected for its project planning skills which enables it to deliver most projects on time. Further, the Company has the financial strength to bid for and undertake large projects. The technical expertise and the financial soundness position Alphageo as the preferred seismic partner.



# Directors' Report

TO THE MEMBERS,

Your Directors are pleased to present Twenty Ninth Annual Report, Audited Financial Statements and the report on Company's business and operations for the financial year ended 31st March, 2016.

## RESULTS OF OPERATIONS

The Results of operations of the Company for the year ended 31st March, 2016 are summarised below:

₹ in lakh

Particulars	COMPANY		GROUP	
	2015-16	2014-15	2015-16	2014-15
Income from Operations	6860	6397	8958	7268
Other Income	163	101	87	74
Total Revenue	7023	6498	9045	7342
Profit Before Finance costs and Depreciation	1627	2046	2866	2667
Finance Costs	72	47	72	83
Depreciation And Amortisation	524	446	1230	1071
Profit Before Tax	1031	1553	1564	1513
Tax Expense	336	63	401	63
Profit After Tax	695	1490	1163	1450
Earnings Per Share of ₹10/- each				
Basic	12.34	26.44	20.65	25.72
Diluted	12.32	26.44	20.60	25.72

## OPERATIONAL AND FINANCIAL PERFORMANCE

**D**URING the year ended 31st March, 2016 the Company has earned an operational income of ₹6860 lakh against ₹6397 lakh for the previous year registering a growth of 7.23% year on year. The Profit Before Tax for the current year is ₹1031 lakh against ₹1553 lakh for the previous year. The Shareholders Funds as on 31st March 2016 have increased to ₹7646 lakh from ₹6149 lakh as on March 31st 2015.

The year 2015-16 has been remarkable year for the Company where the Company was awarded a Contract for ₹242

crore from ONGC Limited for conducting 3D Seismic Data Acquisition in the KG Basin of Andhra Pradesh State the highest value contract in the Indian seismic industry, followed by another contract for ₹102.42 crore from Oil India Limited for conducting 2D Seismic Survey in the states of Assam & Arunachal Pradesh. The operations in KG Basin commenced in December 2015 as at the closure of the financial year the Company has sizable orders on hand.

The Company's competencies in execution of the contracts made it possible to compete to achieve the awards for 6 out of 11 sectors with an estimated contract value of ₹1482 crore

for conducting 2D Seismic Data Acquisition for ONGC Ltd in June 2016. These are the contracts with longer duration to be completed over a period of 3 years.

Having such sizable orders on hand for execution, your Directors are of the opinion that the Company will achieve its best performances in the forthcoming years.

## GROUP PERFORMANCE

During the year ended 31st March 2016, the total operations of the Group achieved an operational Income of ₹8958 lakh against 7268 lakh in the previous year registering an YOY growth of 23%. The sharp volatility in oil prices, continues to make the international markets for seismic data acquisition subdued. Profit After Tax of the Group for the year is ₹1163 lakh and the Shareholders Funds as on March 31st 2016 increased to ₹10577 lakh against ₹8383 lakh as on March 31st 2015. The international subsidiary of the group is making its best efforts for expanding its operations.

## WARRANTS

In pursuance of the approval of the Members at the Extra Ordinary General Meeting held on 11th November, 2015, 730,000 warrants at an issue price of ₹513.62p have been issued to the promoter and promoter group on preferential basis. Each warrant is entitled to be converted into One Equity share of ₹10/- at a premium of ₹503.62p with in a period of 18 months from the date of allotment at the option of the Allottee on the payment of remaining 75% of the issue price of the warrant.

## DIVIDEND

Board of Directors are pleased to recommend a dividend at the rate of ₹2/- per Equity share of ₹10/- each for the

financial Year 2015-16, for the approval of the Members at 29th Annual General Meeting of the Company. The Dividend if approved will be paid to those shareholders whose names appear on the register of the members of the Company as on 23rd September 2016.

## MANAGEMENT DISCUSSION AND ANALYSIS REPORT

Management Discussion and Analysis Report for the year under review as stipulated in Regulation 34 of the SEBI (Listing Obligations and Disclosure Requirements) Regulations, 2015, is presented as a separate section forming part of the Annual Report.

## SUBSIDIARIES

The Company has one 100% owned Subsidiary, Alphageo International Limited, incorporated in Jebel Ali Free Zone Area in Dubai and one 100% owned First Level Step Down Subsidiary Alphageo DMCC incorporated under Dubai Multi Commodities Center (DMCC) Regulations.

A Statement containing salient feature of the Financial and Operational information of the Subsidiaries is provided in Form AOC-1 as Annexure-1 to this report. The Consolidated Financial Statements presented by the Company include the financial results of these Subsidiary Companies. Pursuant to Section 136 of the Companies Act, 2013, the Financial Statements of the Subsidiaries are available on the website of the Company and also will be made available upon the request by any member of the Company.

During the year there were no Companies which have become or ceased to be the Subsidiaries, Joint Ventures or Associate Companies of the Company.



## CONSOLIDATED FINANCIAL STATEMENTS

In compliance with the Accounting Standard -21 notified under the Companies Act, 2013 ("Act") and Section 129(3) of Companies Act, 2013 on consolidated financial statements and SEBI (Listing Obligations and Disclosure Requirements) Regulations 2015, the Consolidated Financial Statements of the Company and its Subsidiaries for the year ended 31st March, 2016 have been prepared and the same together with Auditors Report thereon form part of this Report.

## NUMBER OF MEETINGS OF THE BOARD OF DIRECTORS

During the year ended 31st March 2016, the Board of Directors has met five times on 25th May 2015, 10th August 2015, 13th October 2015, 12th November 2015 and 10th February 2016.

## DIRECTORS RESPONSIBILITY STATEMENTS AS REQUIRED UNDER SECTION 134 OF THE COMPANIES ACT, 2013

Pursuant to the requirement under Section 134 of the Companies Act, 2013 with respect to Directors' Responsibility Statement, it is hereby confirmed that:

- (i) in the preparation of the Annual Accounts for the year ended 31st March, 2016, the applicable Accounting Standards read with requirements set out under Schedule III to the Companies Act, 2013, have been followed and that there are no material departures from the same;
- (ii) the Directors have selected such accounting policies and applied them consistently and made judgments and estimates that are reasonable and prudent so as to give a true and fair view of the state of affairs of the Company as at 31st March, 2016 and of the profit for the year ended on that date;
- (iii) the Directors have taken proper and sufficient care for the maintenance of adequate accounting records in accordance with the provisions of the Companies Act, 2013 for safeguarding the assets of the Company and for preventing and detecting fraud and other irregularities;
- (iv) the Annual Accounts for the year ended 31st March, 2016 have been prepared on a going concern basis; and

- (v) internal financial controls have been laid down and such controls are adequate and operating effectively;
- (vi) the Directors have devised proper systems to ensure compliance with the provisions of all applicable laws and that such systems were adequate and operating efficiently.
- (vii) there are no instances of frauds involving the officers or employees of the Company reported by the Auditor under section 143(12) of the Act during the year ended 31st March 2016.

## AUDIT COMMITTEE

The primary objective of the Audit Committee is to oversee the Company's financial reporting process and the disclosure of financial information to ensure that the financial statement is correct, sufficient and credible. The Audit Committee of the Board currently headed by an Independent Director as Chairperson and another 2 Independent Directors and one Promoter Director as Members of the Committee. The Committee meets regularly to discharge its terms of reference effectively and efficiently. During the year there were no instances where the recommendations of the Audit Committee were not accepted by the Board. The details of Composition, scope, terms reference of the Audit Committee are in detail provided in Corporate Governance Report forming part the Directors' Report.

## STATUTORY AUDITORS

The present auditors, M/s. PVRK Nageswara Rao & Co., Chartered Accountants, Hyderabad, at the 27th Annual General Meeting held on 26th September, 2014 were appointed as Auditors of the Company from the conclusion of 27th Annual General Meeting till the conclusion of 30th Annual General Meeting of the Company, subject to ratification of their appointment as such by the Members at the Annual General Meeting of the respective year in compliance with provisions of Section 139, 142 and applicable provisions of the Companies Act, 2013. The Auditors have confirmed that they are not disqualified from the re-appointment and their re-appointment if made is within limits under section 141(3)(g) of the Companies Act, 2013. Accordingly, the appointment of present auditors as Auditors of the Company is placed for ratification by Shareholders.

## **STATUTORY AUDITORS' REPORT ON FINANCIAL STATEMENTS**

The Auditors' report on financial statements, standalone and consolidated, for the year ended 31st March 2016 does not contain any qualifications, reservations or adverse remarks.

## **PARTICULAR OF LOANS, GUARANTEES OR INVESTMENTS UNDER SECTION 186 OF THE COMPANIES ACT, 2013**

During the year the Company has not extended any loans, guarantees or investments in terms of Section 186 of the Companies Act, 2013. The interest bearing loan of US\$ 1,300,000 extended to the 100% owned Subsidiary of the Company, in earlier year has been repaid in full in satisfaction of the terms attached to the loan.

## **PARTICULARS OF CONTRACTS OR ARRANGEMENTS WITH RELATED PARTIES REFERRED TO IN SUB-SECTION (1) OF SECTION 188 OF THE COMPANIES ACT, 2013**

In line with the requirements of the Companies Act, 2013 and Listing Regulations, your Company has formulated a Policy on Related Party Transactions which is also available on Company's website URL at <http://www.alphageoindia.com/pdf/RELATED%20PARTY%20TRANSACTIONS%20POLICY.PDF>. The Policy intends to ensure that proper reporting, approval and disclosure processes are in place for all transactions between the Company and Related Parties.

All contracts and transactions entered by the Company during the financial year with related parties were on arm's length basis, in the ordinary course of business and were with the approval of the Audit Committee and in compliance with the applicable provisions of the Act and the SEBI (LODR) Regulations 2015. There are no materially significant related party transactions made by the Company with the Promoters, Directors, Key Managerial Personnel or other designated persons which may have a potential conflict with the interest of the Company during the year.

The Particulars of such transactions with related parties have been disclosed in the financial statements as required under Accounting Standard-18- Related Party Disclosures and as specified under section 133 of the Companies Act 2013 read with Rule 7 of the Companies (Accounts) Rules, 2014 are given at Note. 27.II.10 of Notes on Financial Statements annexed to this Report.

During the year there were no contracts or arrangements or transactions entered into with the related parties other than at arm's length price and there were no material and significant transaction at arm's length price with the related parties. Accordingly, there were no transactions during the year ended 31st March, 2016 required to be reported in Form AOC-2 of the Companies (Accounts) Rules, 2014.

## **TRANSFER TO RESERVES**

During the year no amount has been proposed to transfer/ appropriated to any of the reserves and the entire surplus for the year ended 31st March 2016 is continued to be retained as Balance in Profit and Loss Account.

## **CORPORATE SOCIAL RESPONSIBILITY COMMITTEE**

The Company is committed to fulfil its Corporate Social Responsibility obligations and formed a Corporate Social Responsibility Committee currently consisting Two Independent Directors and One Promoter Director of the Company. The Company has formulated and adopted a policy for this purpose and the same is available at URL <http://www.alphageoindia.com/pdf/CORPORATE%20SOCIAL%20RESPONSIBILITY%20POLICY.PDF> for information of the Members.

However, due to incurring of losses for the years from 2010-11 to 2012-13, the Company is not obligated with mandatory spending on CSR Activities for the year 2015-16 as per the applicable provisions of the Companies Act, 2013. Even then the Company is in the process of identifying the beneficiaries for its non-mandatory CSR Activities. Accordingly, the Company is of the view that the disclosure of information is not required to be furnished as an Annual Report on CSR Activities for the year 2015-16.

## **DIRECTORS AND KEY MANAGERIAL PERSONNEL**

### **Appointments**

During the year pursuant to provisions of Section 203 and other applicable provisions of the Companies Act 2013, Ms. Meenakshi Naag has been appointed as Company Secretary of the Company.

### **Re-appointments**

Mr. Rajesh Alla retired by rotation has been re-appointed as Director of the Company at the 28th Annual General Meeting held on 28th September, 2015.

## WHOLE TIME DIRECTORS

Mrs. Savita Alla, Director of the Company has been appointed as Joint Managing Director of the Company for a period of 3 years with effect from 25th May, 2015. The Members approved her appointment at the 28th Annual General Meeting held on 28th September 2015 of the Company.

## VACATION OF OFFICE

Mr. Srinivas Reddy Ravula, has ceased to be Director of the Company w.e.f. April 1st, 2016 in compliance with the provisions of Section 167 of the Companies Act, 2013. He was Director of the Company since the inception of the Company i.e., 01.07.1987. The Board recorded its appreciation for his contributions and guidance to the Board during his long tenure in office of Directorship.

## PARTICULARS OF REMUNERATION TO DIRECTORS AND KEY MANAGERIAL PERSONNEL

Particulars of Remuneration to Directors and Key Managerial Personnel as required under Rule 5(1) of Companies (Appointment and Remuneration of Managerial Personnel) Rules, 2014 as amended are given in Annexure-2 and forms part of this Report.

## PARTICULARS OF REMUNERATION TO EMPLOYEES

As there was no employee who was in receipt of remuneration of not more than ₹1,02,00,000/- if employed throughout the year or ₹8,50,000/- per month if employed for a part of the year, during the year ended 31st March, 2016, the particulars as required under Rule 5(2) read with Rule 5(3) of Companies (Appointment and Remuneration of Managerial Personnel) Rules, 2014 as amended are not given.

## BOARD EVALUATION

Pursuant to the applicable provisions of the Companies Act, 2013 and SEBI Listing Regulations, the Board has carried out an Annual Evaluation of its own performance, performance of the Directors and the working of its Committees. The Board's functioning was evaluated on various aspects, including inter alia degree of fulfillment of key responsibilities, Board structure and composition, establishment and delineation of responsibilities to various Committees, effectiveness of Board processes, information and functioning.

The performance of the Board was evaluated based on a criterion that includes aspects like composition and

structure of the Board, effectiveness of the Board process, information and functioning of the Board etc. Evaluation of the Committees performance was based on the criteria like composition, its terms of the reference and effectiveness of committee meetings, etc., Individual Director's performance evaluation is based on their preparedness on the issues to be discussed, meaningful and constructive discussions and their contribution to the Board and Committee meetings. The Chairperson was evaluated mainly on key aspects of his role. These performance exercises were conducted seeking inputs from all the Directors / Committee Members wherever applicable.

The evaluation process was carried out internally in FY 2015-2016, each Board member completed a questionnaire on the other Board members for peer evaluation and a questionnaire to provide feedback on Board, its Committees and their functioning. The Directors were evaluated on parameters such as level of engagement and participation, flow of information, independence of judgment, conflicts resolution, attendance, contribution at Board/Committee Meetings and guidance/support to the Management outside Board/Committee Meetings and their contribution in enhancing the Board's overall effectiveness.

The Nomination and Remuneration Committee reviewed the performance of the individual directors. A separate meeting of the individual directors was also held to review the performance of Non-independent directors, performance of the Board as a whole and performance of the Chairperson of the Company taking into account the views of all the Directors.

The peer rating on certain parameters, positive attributes and improvement areas for each Board member was also provided to them in a confidential manner. The feedback obtained from the interventions was discussed in detail and, where required, independent and collective action points for improvement were put in place.

## DISCLOSURE BY INDEPENDENT DIRECTORS

Pursuant to and in compliance with the provisions of Section 149(7) of the Companies Act 2013, every independent director is providing the declaration conforming meeting the criteria of independence as provided 149(6) of the Act and SEBI (Listing Obligations and Disclosure Requirements) Regulations, 2015.

## REMUNERATION POLICY

Nomination and Remuneration Policy of the Company for appointment and remuneration of Directors, Key Managerial Personnel and Other employees including criteria for determining qualifications, position attributes and directors' independence, on the recommendation of Nomination and Remuneration Committee of the Board, has been framed by the Board of the Directors and the same is available on website of the Company at URL: <http://www.alphageoindia.com/pdf/REMUNERATION%20AND%20NOMINATION%20POLICY.PDF>. The appointment of Key Managerial Personnel and revision of the remuneration to Whole Time Directors from time to time is in compliance with the policy.

It is affirmed that the remuneration paid to Directors, Key Managerial Personnel and all other employees during the year ended March 31st, 2016 is in accordance with the Remuneration Policy of the Company.

## CORPORATE GOVERNANCE AND SHAREHOLDERS' INFORMATION

The Companies Act, 2013 and SEBI Listing Regulations have strengthened the governance regime in the country. The Company is in compliance with all the provisions of Corporate Governance as stipulated in the Regulations under Chapter IV of SEBI Listing Regulations. The Corporate Governance Report is presented as a separate section forming part of the Annual Report. A requisite Certificate from the Auditors of the Company confirming compliance with the conditions of corporate governance is attached to the report on corporate governance.

## RISK MANAGEMENT

The Company continuously monitors and addresses potential industrial, business, financial and other risks that affect operations and functioning of the Company. The Company's policy on risk management is provided in the Management Discussion and Analysis Report forming part of the Directors' Report.

## WHISTLE BLOWER/VIGIL MECHANISM:

The Company has adopted a Whistle Blower Policy to provide a formal mechanism to the Directors and Employees to report their concerns about unethical behaviour, actual or suspected fraud or violation of the Company's Code of

Conduct or Ethics Policy. The Policy provides for adequate safeguards against victimisation of Employees who avail of the mechanism and also provides for direct access to the Chairman of the Audit Committee. It is affirmed that no personnel of the Company has been denied access to the Audit Committee. The Whistle Blower Policy has been posted on the website of the Company at URL: <http://www.alphageoindia.com/pdf/WHISTLE%20BLOWER%20POLICY%20VIGIL%20MECHANISM.PDF>

## POLICY ON PREVENTION, PROHIBITION AND REDRESSAL OF SEXUAL HARASSMENT AT WORK PLACE:

The Company has zero tolerance for sexual harassment at workplace and has adopted a Policy on Prevention, Prohibition and Redressal of Sexual Harassment at workplace in line with the provisions of the Sexual Harassment of Women at Workplace (Prevention, Prohibition and Redressal) Act, 2013 and the Rules thereunder. The policy aims to provide protection to Employees at the workplace and prevent and redress complaints of sexual harassment and for matters connected or incidental thereto, with the objective of providing a safe working environment, where Employees feel secure. The Policy for Prevention, Prohibition and Redressal of Sexual Harassment at work place has been posted on the website of the Company at URL: <http://www.alphageoindia.com/pdf/Policy%20for%20Prevention%20and%20Prohibition%20of%20Sexual%20Harassment%20of%20Women%20at%20Workplace.PDF>.

The Company has also constituted an Internal Complaints Committee, to enquire into complaints of sexual harassment and recommend appropriate action. During the Financial Year 2015-16, no complaints of sexual harassment were received under "The Sexual Harassment of Women at Work Place (Prevention, Prohibition and Redressal) Act, 2013".

## SECRETARIAL AUDIT

Pursuant to provisions of Section 204 of the Companies Act, 2013 the Company has appointed M/s. D. Hanumanta Raju & Co., Practicing Company Secretaries as Secretarial Auditors for the year 2015-16 and the Audit Report for the year 2015-16 issued by them is provided as Annexure -3 to this Report. The Secretarial Audit Report does not contain any reservation, qualification or adverse remark.

## EXTRACT OF ANNUAL RETURN

Pursuant to the provisions of Section 92 of the Companies Act, 2013 read with Rule 12 of Companies (Management and Administration) Rules, 2014, an Extract of Annual Return as on the financial year ended on 31st March 2016 is provided as Annexure-4 to this Report.

## DEPOSITS

The Company has not accepted any deposits covered under Chapter V of Companies Act, 2013 and also any other deposit which is not in compliance with the requirements of Chapter V of the Companies Act, 2013.

## INTERNAL FINANCIAL CONTROLS

The Company has in place adequate internal financial controls with reference to preparation of financial statements and the same are operating efficiently and no deficiencies have been observed during the year.

## EMPLOYEES STOCK OPTION SCHEME

The Company has issued Stock Options to the Employees under the Scheme "Alphageo ESOS 2008". Out of total Stock Options Authorised, as on 31st March, 2016, 235067 Stock Options are available for granting to the Employees. The Stock options granted earlier, in terms of the issue, were lapsed and there are no enforceable stock options outstanding as on 31st March, 2016.

## CONSERVATION OF ENERGY, TECHNOLOGY ABSORPTION, FOREIGN EXCHANGE EARNINGS AND OUTGO

The particulars as prescribed under Section 134 (3) (m) of the Companies Act, 2013 (Act) read with the Companies (Accounts) Rules, 2014 are:

- a. **Conservation of Energy :** Not Applicable
- b. **Technology Absorption :** NIL
- c. **Foreign Exchange Earnings and Outgo:**

The Particulars of Foreign Exchange Earnings and outgo during the year are given at Clause 27.II.15, 27.II.16 and 27.II.18 of the Notes forming part of Financial Statements for the year 2015-16.

## TRANSFER OF AMOUNTS TO INVESTOR EDUCATION AND PROTECTION FUND

Pursuant to provisions of Section 124 of Companies Act 2013, the declared dividends transferred to Unpaid Dividend Accounts of the Company, which remain unclaimed for a period of seven years from the date of such transfer, will be transferred to the Investor Education and Protection Fund (IEPF) established by the Central Government of India pursuant to Section 125 of the Companies Act, 2013.

Pursuant to the provisions of Section 124(2), the Company has uploaded the details of unclaimed amount of dividend as on 31st March 2015 on the Ministry of Corporate Affairs website.

## OTHER DISCLOSURES

During the year no significant and material orders were passed by the regulators or courts or tribunals on the Company impacting the going concern status and Company's operation in future.

During the year there was no change in the nature of business of the Company.

## ACKNOWLEDGMENT

Your Directors place on record their deep appreciation to employees at all levels for their hard work, dedication and commitment. The enthusiasm and unstinting efforts of the employees have enabled the Company to remain an industry leader. The Directors appreciate and value the contributions made by every member of the Alphageo family.

The Directors also take this opportunity to thank all Investors, Clients, Vendors, Banks, Government and Regulatory Authorities and Stock Exchanges, for their continued support.

For and on behalf of the Board

Hyderabad  
01.08.2016

**Dinesh Alla**  
*Managing  
Director*

**Savita Alla**  
*Joint Managing  
Director*

## ANNEXURE-1 TO DIRECTORS REPORT

### Form AOC-1

(Pursuant to first proviso to sub-section (3) of Section 129 read  
with rule 5 of Companies (Accounts) Rules, 2014)

Statement containing salient features of the Financial Statement of Subsidiaries for the year ended 31st March, 2016

(Amount in Rupees)

Sl. No.	Particulars	Alphageo International Limited, Dubai	Alphageo DMCC, Dubai
1	The Date since when Subsidiary was acquired	10th June 2010	30th January 2011
2	Reporting currency	USD	USD
3	Exchange rate as on 31.03.2016	67.6166	67.6166
4	Share Capital	19,25,75,255	36,66,848
5	Reserves Et surplus	(6,43,981)	23,60,72,337
6	Total assets	19,22,09,179	44,54,55,659
7	Total liabilities	2,77,904	1,82,92,184
8	Investments (Excluding Investment in Subsidiary)	NIL	NIL
9	Turnover	59,19,225	22,74,49,666
10	Profit before taxation	(5,29,303)	53,776,361
11	Provision for taxation	NIL	NIL
12	Profit after taxation	(5,29,303)	47,041,342
13	Proposed dividend	NIL	NIL
14	% of Shareholding by Holding Company	100	100

**Note:** Alphageo DMCC, Dubai is 100% owned Subsidiary of Alphageo International Limited and First Level Step down Subsidiary of Alphageo (India) Limited.

For and on behalf of the Board

Hyderabad  
01.08.2016

**Dinesh Alla**  
Managing Director

**Savita Alla**  
Joint Managing Director

**ANNEXURE-2 TO DIRECTORS REPORT**

Information pursuant to Rule 5(1) of the Companies  
(Appointment and Remuneration of Managerial Personnel) Rules, 2014

1	<b>Ratio of the remuneration of each director to the median remuneration of the employees of the Company for the financial year</b>		
	<b>Name of the Executive Director</b>	<b>Ratio to Median</b>	<b>% of increase in remuneration</b>
	Mr. Dinesh Alla	39.33	Note-1
	Mrs. Savita Alla	8.05	Note-2
	Note-1: Remuneration as approved by the Members at the AGM held on 26th Sept 2014 for the period from 21st August 2014 to 20th August 2016 is being paid. Hence there is no increase in remuneration during the year.		
	Note-2: Remuneration is being paid from May 25th 2015. Hence the increase in remuneration could not be ascertainable.		
2	<b>Percentage increase in remuneration of Non-Executive Director and Key Managerial Personal:</b>		
		<b>Ratio to Median</b>	<b>% of Increase</b>
	Non-Executive Directors:	Non-Executive Directors and Independent	Not Applicable
	Z.P. Marshall, Chairperson- Independent Director	Directors were paid only Sitting Fees for attending meetings of the Board and Committees of the Board. Hence Ratio to Median is not applicable	
	Rajesh Alla, Director		
	Srinivas Reddy Ravula, Director		
	Ashwinder Bhel, Independent Director		
	Mohan Krishna Reddy, Independent Director		
	<b>Key Managerial Personnel:</b>		
	Venkatesa Perumallu Pasumarthy, Chief Financial Officer	Not Applicable	7.04%
	Meenakshi Naag, Company Secretary	Not Applicable	Appointed for part of the year
3	<b>The percentage increase in median remuneration of employees in the financial year 2015-16: 11.56%</b>		
4	<b>No. of Permanent Employees on the rolls of the Company during 2015-16: 99 Nos.</b>		
5	<b>Average percentile increase already made in the Salaries of employees other than the managerial personnel in the last financial year and its comparison with the percentile increase in the managerial remuneration and justification thereof and point out if there any exceptional circumstances for increase in the managerial remuneration:</b>		
	The percentage increase in the salaries of the employees other than managerial personnel in financial year 2015-16 was 11.56%. The corresponding increase in remuneration to Managing Director and Joint Managing Director is not applicable for the current year as explained at Notes given at Item No.1 above. The increments given to employees are based on their individual potential, performance and contribution to the Company.		
6	<b>Affirmation that the remuneration is as per the Remuneration Policy of the Company:</b>		
	It is hereby affirmed that the remuneration to Directors and Key Managerial Personnel for the year 2015-16 was as per the terms of the appointment and remuneration policy of the Company.		

For and on behalf of the Board

Hyderabad  
01.08.2016

**Dinesh Alla**  
Managing Director

**Savita Alla**  
Joint Managing Director

## ANNEXURE-3 TO DIRECTORS REPORT

Form No. MR-3

SECRETARIAL AUDIT REPORT

For the financial year ended 31st March, 2016

[Pursuant to Section 204(1) of the Companies Act, 2013 and Rule No.9 of the Companies  
(Appointment and Remuneration Personnel) Rules, 2014]

To,

The Members,

**Alphageo (India) Limited**

We have conducted the secretarial audit of the compliance of applicable statutory provisions and the adherence to good corporate practices by ALPHAGEO (INDIA) LIMITED (hereinafter called the 'Company'). Secretarial Audit was conducted in a manner that provided us a reasonable basis for evaluating the corporate conducts/statutory compliances and expressing our opinion thereon.

Based on our verification of the Company's books, papers, minute books, forms and returns filed and other records maintained by the Company and also the information provided by the Company, its officers, agents and authorised representatives during the conduct of secretarial audit, we hereby report that in our opinion, the Company has, during the audit period covering the financial year ended on March 31, 2016, complied with the statutory provisions listed hereunder and also that the Company has proper Board processes and compliance mechanism in place to the extent, in the manner and subject to the reporting made hereinafter.

We have examined the books, papers, minute books, forms and returns filed and other records maintained by the Company for the financial year ended on March 31, 2016, according to the provisions of:

- (i) The Companies Act, 2013 (the Act) and the Rules made thereunder;
- (ii) The Securities Contracts (Regulation) Act, 1956 ('SCRA') and the Rules made thereunder;
- (iii) The Depositories Act, 1996 and the Regulations and Bye-laws framed thereunder;
- (iv) Foreign Exchange Management Act, 1999 and the rules and regulations made thereunder to the extent of Foreign Direct Investment, Overseas Direct Investment and External Commercial Borrowings;
- (v) The following Regulations and Guidelines prescribed under the Securities and Exchange Board of India Act, 1992 ('SEBI Act'):-
  - (a) The Securities and Exchange Board of India (Substantial Acquisition of Shares and Takeovers) Regulations, 2011;
  - (b) The Securities and Exchange Board of India (Prohibition of Insider Trading) Regulations, 1992 and 2015;
  - (c) The Securities and Exchange Board of India (Issue of Capital and Disclosure Requirements) Regulations, 2009;
  - (d) The Securities and Exchange Board of India (Employee Stock Option Scheme and Employee Stock Purchase Scheme) Guidelines, 1999;
  - (e) The Securities and Exchange Board of India (Issue and Listing of Debt Securities) Regulations, 2008 (Not applicable to the Company during the period of audit).
  - (f) The Securities and Exchange Board of India (Registrars to an Issue and Share Transfer Agents) Regulations, 1993 regarding the Companies Act and dealing with client;
  - (g) The Securities and Exchange Board of India (Delisting of Equity Shares) Regulations, 2009; (Not applicable to the Company during the period of audit); and
  - (h) The Securities and Exchange Board of India (Buyback of Securities) Regulations, 1998; (Not applicable to the Company during the period of audit)



- (i) The Securities and Exchange Board of India (Listing Obligations and Disclosure Requirements) Regulations, 2015
- (vi) As per the representations and explanations give by the Management and Officers of the Company there are no industry specific laws applicable to the Company as the Company falls under service sector.

We have also examined compliance with the applicable clauses of the following:

- (i) Secretarial Standards issued by The Institute of Company Secretaries of India and notified under Companies Act, 2013 with effect from 1st July 2015.
- (ii) The Listing Agreements entered into by the Company with BSE Limited and National Stock Exchange of India Limited (NSE).

During the period under review the Company has complied with the provisions of the Act, Rules, Regulations, Guidelines, Standards, etc. mentioned above.

#### **WE FURTHER REPORT THAT**

The Board of Directors of the Company is duly constituted with proper balance of Executive Directors, Non-Executive Directors and Independent Directors. The changes in the composition of the Board of Directors that took place during the period under review were carried out in compliance with the provisions of the Act.

Adequate notice is given to all directors to schedule the Board Meetings, agenda and detailed notes on agenda were sent at least seven days in advance and a system exists for seeking and obtaining further information and clarifications on the agenda items before the meeting and for meaningful participation at the meeting.

Majority decisions are carried through while the dissenting Board members' views, if any, are captured and recorded as part of the minutes.

We further report that there are adequate systems and processes in the Company commensurate with the size and operations of the Company to monitor and ensure compliance with applicable laws, rules, regulations and guidelines.

We further report that during the audit period the Company has no specific events / actions having a major bearing on the Company's affairs in pursuance of the above referred laws, rules, regulations, guidelines, standards, etc. referred to above.

For **D. Hanumanta Raju & Co**  
*Company Secretaries*

**CS Shaik Razia**  
*Partner*

Place: Hyderabad  
Date : 26.07.2016

FCS: 7122, CP NO: 7824

This report is to be read with our letter of even date which is annexed as Annexure A and forms an integral part of this report.

'Annexure A'

To,  
The Members,  
**Alphageo (India) Limited**

Our report of even Date is to be read along with this letter.

1. Maintenance of secretarial record is the responsibility of the management of the Company. Our responsibility is to express an opinion on these secretarial records based on our audit.
2. We have followed the audit practices and processes as were appropriate to obtain reasonable assurance about the correctness of the contents of the secretarial records. The verification was done on test basis to ensure that correct facts are reflected in secretarial records. We believe that the processes and practices, we followed, provide a reasonable basis for our opinion.
3. We have not verified the correctness and appropriateness of financial records and Books of Accounts of the Company.
4. Where ever required, we have obtained the Management

Representation about the compliance of laws, rules and regulations and happening of events etc.

5. The compliance of the provisions of Corporate and other applicable laws, rules, regulations, standards is the responsibility of management. Our examination was limited to the verification of procedures on test basis.
6. The Secretarial Audit report is neither an assurance as to the future viability of the Company nor of the efficacy or effectiveness and with which the management has conducted the affairs of the Company.

For **D. Hanumanta Raju & Co**  
*Company Secretaries*

**CS Shaik Razia**  
*Partner*

Place: Hyderabad  
Date : 26.07.2016

FCS: 7122, CP NO: 7824

## ANNEXURE-4 TO DIRECTORS REPORT

Form No. MGT 9

EXTRACT OF ANNUAL RETURN

as on the financial year ended on 31.03.2016

Pursuant to Section 92 (3) of the Companies Act, 2013 and rule 12(1) of the Company  
(Management & Administration) Rules, 2014

### I. REGISTRATION & OTHER DETAILS:

i.	CIN	L74210TG1987PLC007580
ii.	Registration Date	July 01, 1987
iii.	Name of the Company	ALPHAGEO (INDIA) LIMITED
iv.	Category/Sub-category of the Company	Company Limited by Shares
v.	Address of the Registered office & contact details	<p><b>Registered Office</b> 802, Babukhan Estate, Basheerbagh, Hyderabad-500 001, Telangana</p> <p><b>Corporate Office</b> 6-3-250/2 Road No. 1, Banjara Hills, Hyderabad- 500 034, Telangana Phone:040-23320502, 23320503   Fax: 040-23302238 Email: cs@alphageoindia.com   Website: www.alphageoindia.com</p>
vi.	Whether listed company	Yes
vii.	Name, Address & contact details of the Registrar & Transfer Agent, if any.	<p>Karvy Computershare Pvt Ltd Karvy Selenium, Tower B, Plot 31-32, Gachibowli, Financial District, Nanakramguda, Serilingampally, Hyderabad-500032, Telangana Phone: 040-67161606, 67161602   Email: einward.ris@karvy.com Website: www.karvycomputershare.com</p>

### II. PRINCIPAL BUSINESS ACTIVITIES OF THE COMPANY

All the business activities contributing 10% or more of the total turnover of the Company are:

Sl. No.	Name & Description of main products/services	NIC Code of the Product /service	% to total turnover of the Company
1	Seismic Survey Data Acquisition, Processing and interpretation Services	7110	100%

### III. PARTICULARS OF HOLDING, SUBSIDIARY & ASSOCIATE COMPANIES

Sl. No.	Name & Address of the Company	CIN/GLN	Holding/ Subsidiary/ Associate	% of Shares Held	Applicable Section
1	Alphageo International Limited, TPOFCB06WS103, P O Box NO. 17870,Dubai	N.A.	Subsidiary	100%	2(87)(ii)

#### IV. SHAREHOLDING PATTERN (Equity Share capital Break up as % to total Equity)

##### (i) Category-wise Shareholding

Category of Shareholders	No. of Shares held at the beginning of the year				No. of Shares held at the end of the year				% change during the year
	DEMAT	Physical	Total	% of Total Shares	DEMAT	Physical	Total	% of Total Shares	
<b>A. Promoters</b>									
<b>(1) Indian</b>									
a) Individual/ HUF	1900097	0	1900097	33.72	1914199	0	1914199	33.97	0.25
b) Central Govt. or State Govt.	-	-	-	-	-	-	-	-	-
c) Bodies Corporate	289106	0	289106	5.13	289106	0	289106	5.13	0
d) Bank/FI	-	-	-	-	-	-	-	-	-
e) Any other	-	-	-	-	-	-	-	-	-
<b>Sub Total: (A) (1)</b>	<b>2189203</b>	<b>0</b>	<b>2189203</b>	<b>38.85</b>	<b>2203305</b>	<b>-</b>	<b>2203305</b>	<b>39.10</b>	<b>0.25</b>
<b>(2) Foreign</b>									
a) NRI- Individuals	126300	0	126300	2.24	126300	0	126300	2.24	0
b) Other Individuals	-	-	-	-	-	-	-	-	-
c) Bodies Corp.	35716	0	35716	0.64	35716	0	35716	0.63	0
d) Banks/FI	-	-	-	-	-	-	-	-	-
e) Any other...	-	-	-	-	-	-	-	-	-
<b>Sub Total (A) (2)</b>	<b>162016</b>	<b>0</b>	<b>162016</b>	<b>2.88</b>	<b>162016</b>	<b>0</b>	<b>162016</b>	<b>2.88</b>	<b>0</b>
<b>Total Shareholding of Promoter (A)= (A) (1)+(A)(2)</b>	<b>2351219</b>	<b>0</b>	<b>2351219</b>	<b>41.73</b>	<b>2365321</b>	<b>-</b>	<b>2365321</b>	<b>41.98</b>	<b>0.25</b>
<b>B. Public Shareholding</b>									
<b>(1) Institutions</b>									
a) Mutual Funds	0	8600	8600	0.15	0	7600	7600	0.13	0
b) Banks/FI	5785	-	5785	0.10	4130	0	4130	0.07	-0.03
c) Central Gov	-	-	-	-	-	-	-	-	-
d) State Govt.	-	-	-	-	-	-	-	-	-
e) Venture Capital Fund	-	-	-	-	-	-	-	-	-
f) Insurance Companies	-	-	-	-	-	-	-	-	-
g) FII/S	0	2900	2900	0.06	-	2900	2900	0.06	0
h) Foreign Venture Capital Funds	-	-	-	-	-	-	-	-	-
i) Others (specify)	-	-	-	-	-	-	-	-	-
<b>Sub Total (B) (1):</b>	<b>5785</b>	<b>11500</b>	<b>17285</b>	<b>0.31</b>	<b>4130</b>	<b>10500</b>	<b>14630</b>	<b>0.26</b>	<b>-0.05</b>

Category of Shareholders	No. of Shares held at the beginning of the year				No. of Shares held at the end of the year				% change during the year
	DEMAT	Physical	Total	% of Total Shares	DEMAT	Physical	Total	% of Total Shares	
<b>(2) Non Institutions</b>									
a) Bodies Corporate	780130	13575	793705	14.09	597528	13500	611028	10.84	-3.2
b) Individuals									
i) Individual shareholders holding nominal share capital up to ₹1 lakh	1244605	191200	1435805	25.48	1367742	175290	1543032	27.38	-1.94
ii) Individuals shareholders holding nominal share capital in excess of ₹1 lakh	946102	0	946102	16.79	1016283	0	1016283	18.04	1.25
c) Others (specify)									
i) Clearing Member	6569	-	6569	0.12	15512	0	15512	0.28	0.08
ii) Non Resident Indians	69682	14400	84082	1.49	68961	14100	54861	1.22	-0.27
<b>Sub Total (B)(2):</b>	<b>3047088</b>	<b>219175</b>	<b>3266263</b>	<b>57.97</b>	<b>3051926</b>	<b>202890</b>	<b>3254816</b>	<b>57.76</b>	<b>-0.21</b>
<b>Total Public Shareholding (B)= (B)(1)+(B)(2)</b>	<b>3052873</b>	<b>230675</b>	<b>3283548</b>	<b>58.27</b>	<b>3056056</b>	<b>213390</b>	<b>3269446</b>	<b>58.02</b>	<b>-0.25</b>
<b>C. Shares held by Custodian for GDRs &amp; ADRs</b>	<b>-</b>	<b>-</b>	<b>-</b>	<b>-</b>	<b>-</b>	<b>-</b>	<b>-</b>	<b>-</b>	<b>-</b>
<b>Grand Total (A+B+C)</b>	<b>5404092</b>	<b>230675</b>	<b>5634767</b>	<b>100.00</b>	<b>5421377</b>	<b>213390</b>	<b>5634767</b>	<b>100.00</b>	<b>-</b>

**(ii) Share Holding of Promoters**

Sl. No.	Shareholders Name	Shareholding at the beginning of the year			Shareholding at the end of the year			% change in share holding during the year
		No. of shares	% of total shares of the Company	% of shares pledged encumbered to total shares	No. of shares	% of total shares of the Company	% of shares pledged encumbered to total shares	
1	Dinesh Alla	516872	9.17	0	530974	9.42	0	0.25
2	Kamala Rajupet	229166	4.07	0	229166	4.07	0	0
3	Savita Alla	241458	4.29	0	241458	4.29	0	0
4	Hemavathi Alla	220167	3.91	0	220167	3.91	0	0
5	Alla Dinesh	188900	3.35	0	188900	3.35	0	0
6	Aquila Drilling Pvt. Ltd.	279906	4.96	0	279906	4.96	0	0
7	Sashank Alla	174000	3.09	0	174000	3.09	0	0
8	Anisha Alla	174000	3.09	0	174000	3.09	0	0
9	Rajesh Alla	126567	2.25	2.25	126567	2.25	2.25	0
10	Alla Rajesh	86333	1.53	1.53	86333	1.53	1.53	0
11	Mrudula Alla	67634	1.20	1.20	67634	1.20	1.20	0
12	Alphageo Inc	35716	0.64	0	35716	0.64	0	0
13	Gopinath Reddy Rajupet	1300	0.02	0	1300	0.02	0	0
14	Athena Infracon (India) Pvt. Ltd.	9200	0.16	0	9200	0.16	0	0
	<b>Total</b>	<b>2351519</b>	<b>41.73</b>	<b>4.98</b>	<b>2365321</b>	<b>41.98</b>	<b>4.98</b>	<b>0.25</b>

**(iii) Change in Promoters' Shareholding (Specify if there is no change)**

Sl. No.		Share holding at the beginning of the Year		Cumulative Share holding during the year	
		No. of Shares	% of total shares of the Company	No. of shares	% of total shares of the Company
	At the beginning of the year	2351219	41.73	-	-
1.	Buy 18.8.2015	10000	0.18	2361219	41.91
2.	Buy 24.08.2015	2987	0.05	2364206	41.96
3.	Buy 25.08.2015	1115	0.02	2365321	41.98
	<b>At the end of the year</b>	<b>-</b>	<b>-</b>	<b>2365321</b>	<b>41.98</b>

(iv) Shareholding Pattern of top ten Shareholders (other than Directors, Promoters & Holders of GDRS & ADRS)

Sl. No.	Name of the Shareholder	Shareholding at the beginning of the year		Cumulative Shareholding during the year	
		No. of Shares	% of total shares of the Company	No. of shares	% of total shares of the Company
<b>1</b>	<b>Minal B Patel</b>				
	At the beginning of the year	82650	1.47	-	-
	10.04.2015-Sold	(2000)	(0.35)	80650	1.43
	01.05.2015- Sold	(637)	(0.01)	80013	1.42
	08.05.2015- Sold	(4600)	(0.08)	75413	1.34
	<b>At the end of the year</b>	<b>-</b>	<b>-</b>	<b>75413</b>	<b>1.34</b>
<b>2</b>	<b>Finquest Securities Pvt. Ltd</b>				
	At the beginning of the year	136000	2.41	-	-
	30.06.2015- Sold	(136000)	(2.41)	0	0
	<b>At the end of the year</b>	<b>-</b>	<b>-</b>	<b>0</b>	<b>0</b>
<b>3</b>	<b>Kenneth Andrade</b>				
	At the beginning of the year	50000	0.89	-	-
	30.10.2015- Buy	9757	0.17	59757	1.06
	11.12.2015- Buy	301	0.01	60058	1.07
	26.02.2016- Sold	(21000)	0.37	39058	0.69
	11.03.2016 Buy	20000	0.35	59058	1.05
	<b>At the end of the year</b>	<b>-</b>	<b>-</b>	<b>59058</b>	<b>1.05</b>
<b>4</b>	<b>Acira Consultancy Pvt. Ltd</b>				
	At the beginning of the year	144	0.002	-	-
	07.08.2015- Buy	136000	2.41	136144	2.42
	21.08.2015- Sold	(136144)	(2.42)	0	0
	30.09.2015- Buy	136144	2.42	136144	2.42
	02.10.2015- Sold	(136144)	(2.42)	0	0
	02.12.2015-Buy	7852	0.14	7852	0.14
	<b>At the end of the year</b>	<b>-</b>	<b>-</b>	<b>7852</b>	<b>0.14</b>
<b>5</b>	<b>Kalptaru Investment Pvt Ltd</b>				
	At the beginning of the year	10000	0.18	-	-
	07.08.2015- Buy	36000	0.64	46000	0.82
	<b>At the end of the year</b>	<b>-</b>	<b>-</b>	<b>46000</b>	<b>0.82</b>

Sl. No.	Name of the Shareholder	Shareholding at the beginning of the year		Cumulative Shareholding during the year	
		No. of Shares	% of total shares of the Company	No. of shares	% of total shares of the Company
<b>6</b>	<b>Ruchit Bharat Patel</b>				
	At the beginning of the year	129065	2.29	-	-
	14.08.2015- Sold	(60000)	(1.06)	69065	1.23
	21.08.2015- Sold	(69065)	(1.23)	0	0
	<b>At the end of the year</b>	<b>-</b>	<b>-</b>	<b>0</b>	<b>0</b>
<b>7</b>	<b>Surendra Kumar Jain</b>				
	At the beginning of the year	100961	1.79	-	-
	14.08.2015- Buy	5918	0.11	106879	1.90
	21.08.2015- Buy	1064	0.02	107943	1.92
	28.08.2015- Buy	3000	0.05	110943	1.97
	<b>At the end of the year</b>	<b>-</b>	<b>-</b>	<b>110943</b>	<b>1.97</b>
<b>8</b>	<b>JHP Securities Pvt Ltd</b>				
	At the beginning of the year	0	0	-	-
	14.08.2015- Buy	60000	1.06	60000	1.06
	21.08.2015- Buy	150107	2.66	210107	3.73
	28.08.2015- Sold	(5514)	0.10	204593	3.63
	04.09.2015- Buy	5514	0.10	210107	3.73
	11.09.2015- Buy	41154	0.73	251261	4.46
	18.09.2015- Sold	(12262)	(0.22)	238999	4.24
	25.09.2015- Sold	(27000)	(0.48)	211999	3.76
	30.09.2015- Sold	(151999)	(2.70)	60000	1.06
	02.10.2015- Buy	151999	2.70	211999	3.76
	09.10.2015- Sold	(5000)	(0.09)	206999	3.67
	23.10.2015- Sold	(58162)	(1.03)	148837	2.64
	30.10.2015- Sold	(1838)	(0.03)	146999	2.61
	06.11.2015- Sold	(5000)	(0.09)	141999	2.52
	13.11.2015- Sold	(8725)	(0.15)	133274	2.37
	20.11.2015- Buy	47318	0.84	180592	3.20
	11-12-2015- Sold	(82007)	(1.46)	98585	1.75
	18.12.2015- Sold	(49437)	(0.89)	49148	0.87
	31.12.2015- Sold	(41067)	(0.73)	8081	0.14
	08.01.2016- Buy	10855	0.19	18936	0.34
	29.01.2016- Sold	(8991)	(0.16)	9945	0.18
	<b>At the end of the year</b>	<b>-</b>	<b>-</b>	<b>9945</b>	<b>0.18</b>



Sl. No.	Name of the Shareholder	Shareholding at the beginning of the year		Cumulative Shareholding during the year	
		No. of Shares	% of total shares of the Company	No. of shares	% of total shares of the Company
<b>9</b>	<b>Tanvi Ruchit Patel</b>				
	At the beginning of the year	0	0	-	-
	21.08.2015- Buy	69065	1.23	69065	1.23
	11-09.2015- Buy	5696	0.10	74761	1.33
	25.09.2015- Sold	(15460)	(0.27)	59301	1.05
	09.10.2015- Sold	(3000)	(0.05)	56301	1.00
	16.10.2015- Sold	(8000)	0.14	48301	0.86
	06.11.2015- Sold	(5000)	(0.09)	43301	0.77
	<b>At the end of the year</b>	<b>-</b>	<b>-</b>	<b>43301</b>	<b>0.77</b>
<b>10</b>	<b>Shivani Tejas Trivedi</b>				
	At the beginning of the year	151528	2.69	-	-
	<b>At the end of the year</b>	<b>-</b>	<b>-</b>	<b>151528</b>	<b>2.69</b>
<b>11</b>	<b>Bang Securities Pvt Ltd</b>				
	At the beginning of the year	68721	1.22	-	-
	28.08.2015- Sold	(50000)	(0.89)	18721	0.33
	<b>At the end of the year</b>	<b>-</b>	<b>-</b>	<b>18721</b>	<b>0.33</b>
<b>12</b>	<b>VASR Consultants and Financial Advisers</b>				
	At the beginning of the year	72203	1.28	-	-
	09.10.2015- Sold	(72203)	(1.28)	0	0
	<b>At the end of the year</b>	<b>-</b>	<b>-</b>	<b>0</b>	<b>0</b>
<b>13</b>	<b>Trigeo Technologies Pvt. Ltd</b>				
	At the beginning of the year	0	0	0	0
	09.10.2015- Buy	72203	1.28	72203	1.28
	<b>At the end of the year</b>	<b>-</b>	<b>-</b>	<b>72203</b>	<b>1.28</b>
<b>14</b>	<b>IL and FS Securities Services Ltd</b>				
	At the beginning of the year	1940	0.03	-	-
	23.10.2015- Buy	68162	1.21	70102	1.21
	30.10.2015- Buy	2089	0.04	72191	1.28
	06.11.2015- Sold	(7754)	(0.14)	64437	1.14
	13.11.2015- Buy	1000	0.02	65437	1.16
	20.11.2015- Sold	(54818)	(0.97)	10619	0.19

Sl. No.	Name of the Shareholder	Shareholding at the beginning of the year		Cumulative Shareholding during the year	
		No. of Shares	% of total shares of the Company	No. of shares	% of total shares of the Company
	27.11.2015- Sold	(50)	(0.001)	10569	0.19
	04.12.2015-Sold	(2950)	0.05	7619	0.13
	11.12.2015- Buy	73329	1.30	80948	1.44
	18.12.2015- Buy	3402	0.06	84350	1.50
	25.12.2015- Buy	144	0.002	84494	1.51
	31.12.2015- Sold	(56780)	(1.01)	27714	0.49
	01.01.2016- Sold	(2970)	(0.05)	24744	0.44
	08.01.2016- Sold	(25)	(0.0004)	24719	0.44
	15.01.2016- Sold	(1168)	0.02	23551	0.42
	22.01.2016- Buy	3175	0.05	26726	0.47
	05.02.2016- Buy	332	0.005	27058	0.48
	12.02.2016- Sold	(3462)	(0.06)	23596	0.42
	19.02.2016- Buy	11625	0.21	35221	0.63
	26.02.2016- Buy	54935	0.97	90156	1.60
	11.03.2016- Sold	(28000)	(0.50)	62156	1.10
	18.03.2016- Sold	(104)	(0.001)	62052	1.10
	25.03.2016- Sold	(95)	(0.001)	61957	1.09
	31.03.2016- Sold	(1023)	(0.02)	60934	1.08
	<b>At the end of the year</b>	<b>-</b>	<b>-</b>	<b>60934</b>	<b>1.08</b>
<b>15</b>	<b>Janak D Jesrani</b>				
	At the beginning of the year	45000	0.80	-	-
	19.02.2016- Buy	3000	0.05	48000	0.85
	<b>At the end of the year</b>	<b>-</b>	<b>-</b>	<b>48000</b>	<b>0.85</b>
<b>16</b>	<b>Amit Jasani Financial Services Ltd</b>				
	At the beginning of the year	50714	0.90	-	-
	26.02.2016- Buy	21985	0.39	72699	1.29
	04.03.2016- Sold	(8213)	(0.15)	64486	1.14
	11.03.2016- Sold	(18674)	(0.33)	45812	0.81
	18.03.2016- Sold	(3062)	0.05	42750	0.76
	25.03.2016- Sold	(10100)	(0.18)	32650	0.58
	31.03.2016- Sold	(19063)	(0.34)	13578	0.24
	<b>At the end of the year</b>	<b>-</b>	<b>-</b>	<b>13578</b>	<b>0.24</b>

Sl. No.	Name of the Shareholder	Shareholding at the beginning of the year		Cumulative Shareholding during the year	
		No. of Shares	% of total shares of the Company	No. of shares	% of total shares of the Company
<b>17</b>	<b>Discovery Wealth Management Services (P) Ltd</b>				
	At the beginning of the year	50000	0.89	-	-
	25.03.2016 Sold	(50000)	(0.89)	0	0
	<b>At the end of the year</b>	<b>-</b>	<b>-</b>	<b>0</b>	<b>0</b>
<b>18</b>	<b>Runner Marketing Pvt Ltd</b>				
	At the beginning of the year	50000	0.89	-	-
	25.03.2016- Sold	(50000)	(0.89)	0	0
	<b>At the end of the year</b>	<b>-</b>	<b>-</b>	<b>0</b>	<b>0</b>
<b>19</b>	<b>Ravi Kumar Aggarwal</b>				
	At the beginning of the year	50000	0.89	0	0
	At the end of the year	-	-	50000	0.89
	<b>RAVI KUMAR AGGARWAL</b>				
	At the beginning of the year	50000	0.89	0	0
	<b>At the end of the year</b>	<b>-</b>	<b>-</b>	<b>50000</b>	<b>0.89</b>
<b>20</b>	<b>Vibgyor Investor and Developers Pvt Ltd</b>				
	At the beginning of the year	-	-	0	0
	31.03.2016- Buy	50000	0.89	50000	0.89
	<b>At the end of the year</b>	<b>-</b>	<b>-</b>	<b>50000</b>	<b>0.89</b>
<b>21</b>	<b>Sunita Agrawal</b>				
	At the beginning of the year	-	-	0	0
	31.03.2016- Buy	50000	0.89	50000	0.89
	<b>At the end of the year</b>	<b>-</b>	<b>-</b>	<b>50000</b>	<b>0.89</b>

**(v) Shareholding of Directors & Key Managerial Personnel**

Sl. No.	For Each of the Directors & KMP	Shareholding at the beginning of the year		Cumulative Shareholding during the year	
		No. of Shares	% of total shares of the Company	No. of shares	% of total shares of the Company
<b>A</b>	<b>Directors:</b>				
1	Dinesh Alla				
	At the beginning of the year	516872	9.17		
	18.08.2015-Buy	10000	0.18	-	-
	24.08.2015-Buy	2987	0.05	-	-
	25.08.2015-Buy	1115	0.02	-	-
	At the end of the year	-	-	530974	9.42
2	Mr. Savita Alla	241458	4.29	241458	4.29
3	Mr. Rajesh Alla	126567	2.25	126567	2.25
4	Mr. Z. P. Marshall	500	0.01	500	0.01
5	Mr. Ashwinder Bhel	-	-	-	-
6	Mr. Mohan Krishna Reddy Aryabumi	-	-	-	-
7	Mr. Srinivas Reddy Ravula	-	-	-	-
<b>B</b>	<b>Key Managerial Personnel</b>				
1	Mr. Venkatesa Perumallu Pasumarthy- Chief Financial Officer	-	-	-	-
2	Ms. Meenakshi Naag- Company Secretary (w.e.f 15th May 2015)	-	-	-	-

## V. INDEBTEDNESS

Indebtedness of the Company including interest outstanding/accrued but not due for payment

	Secured Loans excluding deposits	Unsecured Loans	Deposits	Total Indebtedness
Indebtedness at the beginning of the financial year				
i) Principal Amount	80,20,725	50,00,000	-	1,30,20,725
ii) Interest due but not paid	-	-	-	-
iii) Interest accrued but not due	-	10,73,589	-	10,73,589
<b>Total (i+ii+iii)</b>	<b>80,20,725</b>	<b>60,73,589</b>	<b>-</b>	<b>1,40,94,314</b>
<b>Change in Indebtedness during the financial year</b>				
Additions	1,59,89,759	-	-	1,59,89,759
Reduction	-	60,73,589	-	(60,73,589)
<b>Net Change</b>	<b>1,59,89,759</b>	<b>(60,73,589)</b>		<b>99,16,170</b>
<b>Indebtedness at the end of the financial year</b>				
i) Principal Amount	2,40,10,484	-	-	2,40,10,484
ii) Interest due but not paid	-	-	-	-
iii) Interest accrued but not due	-	-	-	-
<b>Total (i+ii+iii)</b>	<b>2,40,10,484</b>	<b>-</b>	<b>-</b>	<b>2,40,10,484</b>

## VI. REMUNERATION OF DIRECTORS AND KEY MANAGERIAL PERSONNEL

### A. Remuneration to Managing Director, Whole-time Directors and/or Manager:

Sl. No.	Particulars of Remuneration	Name of the MD/WTD/Manager		Total (₹)
		Dinesh Alla Managing Director	Savita Alla Joint Managing Director	
1	<b>Gross salary</b>			
	(a) Salary as per provisions contained in section 17(1) of the Income Tax, 1961.	78,00,000	15,33,871	93,33,871
	(b) Value of perquisites u/s 17(2) of the Income tax Act, 1961	1,17,692	-	1,17,692
	(c) Profits in lieu of salary under section 17(3) of the Income Tax Act, 1961		-	-
2	Stock option		-	-
3	Sweat Equity		-	-
4	Commission	-	1,26,250	1,26,250
	-as % of profit		--	--
	-Others (specify) -		--	--
5	Others,- (Provident fund contribution)	7,92,000	1,22,710	9,14,710
	<b>Total (A)</b>	<b>87,09,692</b>	<b>17,82,831</b>	<b>10,492,523</b>
	<b>Ceiling as per the Act</b>			<b>10,492,523</b>

## B. Remuneration to other Directors:

Sl. No.	Particulars of Remuneration	Name of Directors			Total (₹)
<b>1</b>	<b>Independent Directors</b>	<b>Z. P. Marshall</b>	<b>Ashwinder Bhel</b>	<b>Mohan Krishna Reddy Aryabumi</b>	
	Fee for attending board /committee meetings	52,500	17,500	52,500	1,22,500
	Commission	-	-	-	-
	Others	-	-	-	-
	<b>Total (1)</b>	<b>52,500</b>	<b>17,500</b>	<b>52,500</b>	<b>1,22,500</b>
<b>2</b>	<b>Other Non-Executive Directors</b>	<b>Rajesh Alla</b>	<b>Srinivas Reddy Ravula</b>		
	Fee for attending board/ committee meetings	43,611	-	-	43,611
	Commission	-	-	-	-
	Others, please specify	-	-	-	-
	<b>Total (2) as per the Act</b>	<b>43,611</b>	<b>-</b>	<b>-</b>	<b>43,611</b>
	<b>Total (B)=(1+2)</b>				<b>1,66,111</b>
	Total Managerial Remuneration (A+B)				1,06,58,634
	Overall Ceiling as per the Act				1,06,58,634

## C. Remuneration to Key Managerial Personnel other than MD/Manager/Whole time Director

Sl. No.	Particulars of Remuneration	Key Managerial Personnel		
		Company Secretary Meenakshi Naag*	Chief Financial Officer Venkatesa Perumallu Pasumarthy	Total (₹)
<b>1</b>	<b>Gross salary</b>			
	(a) Salary as per provisions contained in section 17(1) of the Income Tax Act, 1961.	3,13,634	33,15,004	36,28,638
	(b) Value of perquisites u/s 17(2) of the Income Tax Act, 1961	-	-	-
	(c) Profits in lieu of salary under section 17(3) of the Income Tax Act, 1961	-	-	-
2	Stock Option		-	-
3	Sweat Equity		-	-
4	Commission		-	-
	as % of profit	-	-	-
	others, specify	-	-	-
5	Others, please specify- Variable Incentive	-	500,002	500,002
	<b>Total</b>	<b>3,13,634</b>	<b>38,15,006</b>	<b>41,28,640</b>

\*Note: Ms. Meenakshi Naag is appointed as Company Secretary with effect from 15th May 2015.

## VII. PENALTIES/PUNISHMENT/COMPOUNDING OF OFFENCES

	Section of the Companies Act	Brief Description	Details of Penalty /Punishment / Compounding fees imposed	Authority (RD/ NCLT/ Court)	Appeal made if any (give details)
<b>A. Company</b>			--NIL--		
Penalty			--NIL--		
Punishment			--NIL--		
Compounding			--NIL--		
<b>B. Directors</b>			--NIL--		
Penalty			--NIL--		
Punishment			--NIL--		
Compounding			--NIL--		
<b>C. Other Officers in Default</b>			--NIL--		
Penalty			--NIL--		
Punishment			--NIL--		
Compounding			--NIL--		

For and on behalf of the Board

Hyderabad  
01.08.2016

**Dinesh Alla**  
Managing Director

**Savita Alla**  
Joint Managing Director



# Report on Corporate Governance for the year 2015-16

"THE REAL MECHANISM FOR CORPORATE GOVERNANCE IS THE ACTIVE  
INVOLVEMENT OF THE OWNERS"

Louis Gerstner

---

"Corporate Governance is the system by which business corporations are directed and controlled. The Corporate Governance structure specifies the distribution of rights and responsibilities among different participants in the corporation, such as, the Board, managers, shareholders and other stakeholders and spells out the rules and procedures for making decisions in corporate affairs. By doing this, it also provides the structure through which the Companies objectives are set and the means of attaining those objectives and monitoring performance".

## COMPANY'S PHILOSOPHY ON CORPORATE GOVERNANCE

**T**HE Alphageo (India) Limited's philosophy on corporate governance oversees business strategies and ensures fiscal accountability, ethical corporate behaviour and fairness to all stakeholders comprising regulators, employees, customers, vendors, investors and the society at large. Our Corporate governance is a reflection of our value system encompassing our culture, policies and relationships with our stakeholders.

The Company fosters a culture in which high standards of ethical behaviour, individual accountability and transparent disclosure is ingrained in all its business dealings and shared by its Board of Directors, management and employees. The Company has established systems and procedures to ensure that its Board of Directors is well-informed and well-equipped to fulfill its overall responsibilities and to provide the management with the strategic direction needed to create long-term shareholder value.

Pursuant to Securities and Exchange Board of India (Listing Obligations and Disclosure Requirements) Regulations, 2015 (here in after referred to as "Listing Regulations") the Company has executed fresh Listing Agreements with the Stock Exchanges.

The Company is in compliance with the requirements stipulated under Clause 49 of erstwhile Listing Agreements with Stock Exchanges and regulation 17 to 27 read with Schedule V and sub-regulation (2) of regulation 46 of Listing Regulations as applicable, with regard to corporate governance.

## THE BOARD OF DIRECTORS

The Board of Directors and its Committees play a fundamental role in upholding and nurturing the principles of good governance which translates into ethical business practices, transparency and accountability in the Company's dealing with its Members and other stakeholders and the utilisation of resources for creating sustainable growth and societal wealth.

The Board comprises 7 Directors out of which 3 are Independent Directors, 1 Woman Promoter Director and 3 Promoter Directors. The Company has Independent Director as its Non-Executive Chairperson. The Composition of the Board and the criteria of independence of Independent Directors are in compliance with Regulation 17 of Listing Regulations and Section 149 of the Companies Act 2013.

The Composition and category of the Board of Directors is as given below:

Sl. No.	Name of the Director	Designation	Category
1.	Mr. Z. P. Marshall	Chairperson	Non-Executive, Independent
2.	Mr. Dinesh Alla	Managing Director	Executive, Promoter
3.	Mrs. Savita Alla*	Joint Managing Director	Executive, Promoter
4.	Mr. Rajesh Alla	Director	Non-Executive, Promoter
5.	Mr. S. Ravula Reddy	Director	Non-Executive, Promoter
6.	Mr. Ashwinder Bhel	Director	Non-Executive, Independent
7.	Mr. Mohan Krishna Reddy Aryabumi	Director	Non-Executive, Independent

\* Mrs. Savita Alla is appointed as Joint Managing Director with effect from 25th May 2015.

Mr. Dinesh Alla, Mr. Rajesh Alla and Mrs. Savita Alla, Promoter Directors of the Company are related to each other.

## DIRECTORSHIPS AND COMMITTEE MEMBERSHIPS

The details of Directorships and Committee Memberships of the Directors as on 31st March 2016 are given below. None of the Directors is a member of committee of more than ten committees of the Board of the Company and other companies and are acting as a Chairperson of more than five committees across of all the companies including the Company, in which they are directors.

Name of the Director	Number of Other Directorships	Committee Positions	
		As Member of the Committee	As Chairperson of the Committee
Mr. Z. P. Marshall	-	1	3
Mr. Dinesh Alla	1	-	-
Mrs. Savita Alla	2	2	-
Mr. Rajesh Alla	5	3	-
Mr. S. Ravula Reddy	-	-	-
Mr. Ashwinder Bhel	5	2	-
Mr. Mohan Krishna Reddy Aryabumi	7	6	1

## BOARD MEETINGS AND ATTENDANCE OF DIRECTORS

The Board meets at regular interval to discuss and decide on Company/business policies and strategies apart from other Board Business. The Board / Committee Meetings are pre-scheduled and a tentative date of the Board and Committee Meetings is circulated to the Directors well in advance to facilitate them to plan their schedule and to ensure meaningful participation in the meetings. However, in case of a special and urgent business need, the Board's approval is taken by passing resolutions by circulation, as permitted by law, which is noted and confirmed in the subsequent Board meeting. The notice of Board meeting is given well in advance to all the Directors. The Board meetings are generally held at Hyderabad. The Agenda of the Board / Committee meetings along with the explanatory notes are drafted and distributed well in advance to the Directors. The Agenda for the Board and Committee meetings cover items set out as per the guidelines in Listing Regulations to the extent it is relevant and applicable. The gap between two consecutive meetings did not exceed of 120 days.

The required information, including information as enumerated in Schedule II Part A of Listing Regulations whichever applicable, is made available to the Board of Directors for discussions and consideration at the Board Meetings. The Board takes cognisance regarding compliance with all applicable laws at its meetings and also steps taken to remediate instances of non-compliance if any. The Managing Director and Chief Financial Officer have certified to the Board upon, inter alia, the accuracy of the financial statements and adequacy of internal controls for the financial reporting, in accordance with Regulation 17(8) of Listing Regulations, pertaining to CEO and CFO certification for the Financial year ended March 31, 2016.

During the year ended 31st March 2016, the Board met five times viz. 25th May 2015, 10th August 2015, 13th October 2015, 12th November 2015 and 10th February, 2016. The details of attendance of the Directors at the Board Meetings and at the 28th Annual General Meeting held on 28th September 2015 is as given here under:

Name of the Director	No. of Board Meetings		Whether attended last AGM
	Held	Attended	
Mr. Z. P. Marshall	5	5	Yes
Mr. Dinesh Alla	5	4	Yes
Mrs. Savita Alla	5	5	Yes
Mr. Rajesh Alla	5	4	No
Mr. S. Ravula Reddy	5	0	No
Mr. Ashwinder Bhel	5	1	No
Mr. Mohan Krishna Reddy Aryabumi	5	5	No

### SEPARATE INDEPENDENT DIRECTORS' MEETINGS

During the year under review, the Independent Directors met on 10th February 2016, inter alia to get familiarise with statutory provisions of Companies Act, 2013 and Listing Regulations and discussed:

- the performance of Non-Independent Directors and the Board as a whole;
- the performance of the Chairperson of the Company, taking into account the views of Executive Directors and Non-Executive Directors; and
- the quality, quantity and timeliness of flow of information between the Company management and the Board that

is necessary for the Board to effectively and reasonably perform their duties.

All Independent Directors were present at the meeting.

### PERFORMANCE EVALUATION

In terms of the requirements of the Act and Listing Regulations, the Board carried out the annual performance evaluation of the Board as a whole, Board Committees and the Directors/ Independent Directors.

During the year, in terms of the requirements of the Act and Listing Regulations, Board Evaluation cycle was completed by the Company internally which included the Evaluation of the Board as a whole, Board Committees and Directors/

Independent Directors. The exercise was led by the Non-Executive Chairman along with an Independent Director of the Company. The Evaluation process focused on various aspects of the functioning of the Board and Committees such as composition of the Board and Committees, experience and competencies, performance of specific duties and obligations, governance issues etc. Separate exercise was carried out to evaluate the performance of individual Directors on parameters such as attendance, contribution and independent judgment.

### FAMILIARISATION PROGRAMMES

The Company familiarises its Independent Directors on their appointment as such on the Board with the Company, their roles, rights, responsibilities in the Company, nature of the industry in which the Company operates, etc. through familiarisation programme. The Company also conducts orientation programme upon induction of new Directors, as well as other initiatives to update the Directors on a continuing basis. The familiarisation programme for Independent Directors is disclosed on the Company's website at the following web link: <http://www.alphageoindia.com/Others.htm>

### COMMITTEES OF THE BOARD

The Board Committees play a crucial role in the governance structure of the Company and have been constituted to deal with specific areas / activities which concern the Company and need a closer review. The Board Committees are set up under the formal approval of the Board to carry out clearly defined roles which are considered to be performed by members of the Board, as a part of good governance practice. The Board supervises the execution of its responsibilities by the Committees and is responsible for their action. The minutes of the meetings of all Committees are placed before the Board for review. The Board Committees can request special invitees to join the meeting, as appropriate. The following committees of the Board are in existence during the year 2015-16:

- (a) Audit Committee;
- (b) Nomination and Remuneration Committee;
- (c) Corporate Social Responsibility Committee;
- (d) Stakeholders' Relationship Committee;

### AUDIT COMMITTEE

The Primary objective of Audit Committee is to monitor and provide effective supervision of the management's financial

reporting process and to ensure accurate, timely and proper disclosures and transparency and quality of financial reporting.

The Constitution, terms of reference, role and scope of the Committee are in line with the requirements of Regulation 18 of Listing Regulations, read with Section 177 of the Companies Act 2013.

The Company's Audit Committee comprises 3 Independent Directors and One Non-Executive Promoter Director as members of the Committee. The Chairperson of the Audit Committee was present at the last Annual General Meeting of the Company. The Chief Financial Officer and Other Officers make periodic presentations to the Audit Committee. Representatives of Statutory Auditors also participate in the Audit Committee Meetings. Company Secretary/Compliance Officer of the Company acts as Secretary to the Audit Committee.

The Audit Committee has the powers to investigate any activity within its terms of reference, to seek information from any employee, to obtain outside legal or other professional advice and to secure attendance of outsiders with relevant expertise if it considers necessary.

The Audit Committee shall mandatorily review:

1. Management discussion and analysis of financial condition and results of operations;
2. Statement of significant related party transactions submitted by the management;
3. Letters of internal control weakness issued by the Statutory auditors;
4. Internal audit reports pertaining to internal control weakness;
5. The appointment, removal and terms of remuneration of the chief internal auditor shall be subject to review by the audit committee; and
6. Statement of deviations:
  - quarterly statement of deviation(s) including report of monitoring agency, if applicable, submitted to stock exchange(s) in terms of Regulation 32(1) of Listing Regulation;
  - annual statement of funds utilised for purposes other than those stated in the offer document/prospectus/notice in terms of Regulation 32(7) of Listing Regulation.

The Audit Committee of the Company is entrusted with the responsibility to supervise the Company's internal controls and financial reporting process and, inter alia, performs the following functions:

1. Oversight of the listed entity's financial reporting process and the disclosure of its financial information to ensure that the financial statement is correct, sufficient and credible;
2. Recommendation for appointment, remuneration and terms of appointment of auditors of the Company;
3. Approval of payment to statutory auditors for any other services rendered by the statutory auditors;
4. Reviewing, with the management, the annual financial statements and auditor's report thereon before submission to the board for approval, with particular reference to:
  - matters required to be included in the director's responsibility statement to be included in the board's report in terms of clause (c) of sub-section (3) of Section 134 of the Companies Act, 2013;
  - Changes, if any, in accounting policies and practices and reasons for the same;
  - Major accounting entries involving estimates based on the exercise of judgment by management;
  - Significant adjustments made in the financial statements arising out of audit findings;
  - Compliance with listing and other legal requirements relating to financial statements;
  - Disclosure of any related party transactions;
  - Qualification in the draft audit report;
5. Reviewing, with the management, the quarterly financial statements before submission to the board for approval;
6. Reviewing, with the management, the statement of uses / application of funds raised through an issue (public issue, rights issue, preferential issue, etc.), the statement of funds utilised for purposes other than those stated in the offer document / prospectus / notice and the report submitted by the monitoring agency monitoring the utilisation of proceeds of a public or rights issue, and making appropriate recommendations to the board to take up steps in this matter;
7. Reviewing and monitoring the auditor's independence and performance, and effectiveness of audit process;
8. Approval or any subsequent modification of transactions of the listed entity with related parties;
9. Scrutiny of inter-corporate loans and investments;
10. Valuation of undertakings or assets of the listed entity, wherever it is necessary;
11. Evaluation of internal financial controls and risk management systems;
12. Reviewing, with the management, performance of statutory and internal auditors, adequacy of the internal control systems;
13. Reviewing the adequacy of internal audit function, if any, including the structure of the internal audit department, staffing and seniority of the official heading the department, reporting structure coverage and frequency of internal audit;
14. Discussion with internal auditors of any significant findings and follow up there on;
15. Reviewing the findings of any internal investigations by the internal auditors into matters where there is suspected fraud or irregularity or a failure of internal control systems of a material nature and reporting the matter to the board;
16. Discussion with statutory auditors before the audit commences, about the nature and scope of audit as well as post-audit discussion to ascertain any area of concern;
17. To look into the reasons for substantial defaults in the payment to the depositors, debenture holders, shareholders (in case of non-payment of declared dividends) and creditors;
18. To review the functioning of the whistle blower mechanism;
19. Approval of appointment of chief financial officer after assessing the qualifications, experience and background, etc. of the candidate;
20. Carrying out any other function as is mentioned in the terms of reference of the audit committee.

### Composition, Meetings and Attendance

The Audit Committee met four times on 25th May 2015, 10th August 2015, 12th November 2015, and 10th February 2016 during the financial year 2015-16. The details of the attendance of the Members at the meetings are as under:

Name of the Director	Category	Designation	No. of Board Meetings	
			Held	Attended
Mr. Z. P. Marshall	Independent Director	Chairperson	4	4
Mr. Rajesh Alla	Promoter Director	Member	4	3
Mr. Ashwinder Bhel	Independent Director	Member	4	1
Mr. Mohan Krishna Reddy Aryabumi	Independent Director	Member	4	4

### NOMINATION AND REMUNERATION COMMITTEE

In terms of Section 178(1) of the Companies Act, 2013 and Regulation 19 of Listing Regulations, the Nomination and Remuneration Committee should comprise of at least three Directors; all of whom should be Non-Executive Directors. At least half of the Committee members should be Independent with an Independent Director acting as the Chairman of the Committee.

The Chairman of the Committee is an Independent Director and majority of the Members on the Committee are Independent Directors.

The role of Nomination and Remuneration Committee is as follows:

1. formulation of the criteria for determining qualifications, positive attributes and independence of a director and recommend to the board of directors a policy relating to, the remuneration of the directors, key managerial personnel and other employees;
2. formulation of criteria for evaluation of performance of independent directors and the board of directors;
3. devising a policy on diversity of board of directors;
4. identifying persons who are qualified to become directors and who may be appointed in senior management in accordance with the criteria laid down, and recommend to the board of directors their appointment and removal.
5. whether to extend or continue the term of appointment of the independent director, on the basis of the report of performance evaluation of independent directors.
6. To formulate remuneration policy ensuring that (i) the level and composition of remuneration is reasonable and sufficient to attract, retain and motivate directors of the quality required to run the Company successfully (ii) relationship of remuneration to performance is clear and meets appropriate performance benchmark; and (iii) remuneration to directors, key managerial personnel and senior management involves a balance between fixed and incentive pay reflecting short and long term performance objectives appropriate to the working of the Company and its goals;
7. To administer, monitor and formulate the plan, terms and conditions of Employee Stock Option Scheme titled " Alphageo ESOS 2008", allotment of shares pursuant to exercise of options granted in terms of the Scheme to employees of the Company and also the employees of subsidiary companies.

### Composition, Meetings and Attendance

The Committee headed by an Independent Director as a Chairperson comprises 3 Directors as Members of the Committee. The Committee has met on 25th May 2015, 26th November 2015 and 31st March, 2016 during the year 2015-16 and the details of attendance of each member of the Committee is as given below:

Name of the Director	Category	Designation	No. of Board Meetings	
			Held	Attended
Mr. Mohan Krishna Reddy Aryabumi	Independent Director	Chairperson	3	3
Mr. Z. P. Marshall	Independent Director	Member	3	3
Mr. Rajesh Alla	Promoter Director	Member	3	2

### REMUNERATION POLICY:

The Remuneration Policy in the Company is designed to create a high performance culture. It enables the Company to attract, retain and motivate employees to achieve results.

The Non-Executive Directors of the Company are paid sitting fees for each meeting of the Board and the Committees attended by them. The appointment and remuneration of the Executive Directors is governed by resolution passed by the Board of Directors and the shareholders of the Company, ordinary or special whichever is applicable, which covers terms of such appointment and remuneration as recommended by the Committee, approved by the Board and is within the limits set by the shareholders at the General meeting.

The details of remuneration paid/payable to the Directors for the year 2015- 2016 are:

#### i) Non-executive Director(s):

Name	Sitting Fees (₹)	No. of options outstanding as on 31.03.2016	No. of Shares held as on 31.03.2016
Mr. Z. P. Marshall	52,500	Nil	500
Mr. Rajesh Alla	43,611	Nil	126567
Mr. S. Ravula Reddy	Nil	Nil	Nil
Mr. Ashwinder Bhel	17,500	Nil	Nil
Mr. Mohan Krishna Reddy Aryabumi	52,500	Nil	Nil

#### ii) Executive Director(s):

Name	Salary ₹	Perquisites ₹	Commission ₹	Contribution to P.F. ₹	Total ₹
Mr. Dinesh Alla	66,00,000	13,17,692	--	7,92,000	87,09,692
Mrs. Savita Alla	10,22,581	5,11,290	1,26,250	1,22,710	17,82,831

## CORPORATE SOCIAL RESPONSIBILITY (CSR) COMMITTEE

The Corporate Social Responsibility Committee is constituted pursuant to section 135 of the Companies Act 2013. The CSR Committee's responsibility is to assist the Board in undertaking CSR Activities by way of formulating and monitoring spending on CSR Activities by the Company.

The role of Corporate Social Responsibility Committee is as follows:

1. formulating and recommending to the Board the CSR Policy and activities to be undertaken by the Company;
2. recommending the amount of expenditure to be incurred on CSR activities of the Company;
3. reviewing the performance of Company in the area of CSR;
4. providing external and independent oversight and guidance on the environmental and social impact of how the Company conducts its business;
5. monitoring CSR Policy of the Company from time to time;
6. monitoring the implementation of the CSR projects or programs or activities undertaken by the Company.

### Composition, Meetings and Attendance

The Committee comprises with 3 Directors as Members of the Committee comprising two Independent Directors and one Executive Director. The Committee has met on 25th May 2015, during the year 2015-16 and the attendance of the each member of the Committee is as given below:

Name of the Director	Category	Designation	No. of Board Meetings	
			Held	Attended
Mr. Z. P. Marshall	Independent Director	Chairperson	1	1
Mrs. Savita Alla	Executive Director	Member	1	1
Mr. Ashwinder Bhel	Independent Director	Member	1	-

## STAKEHOLDERS' RELATIONSHIP COMMITTEE

The Administrative and Shareholders/Investors Grievance Committee carries out the role of Stakeholders Relationship Committee in compliance with Section 178 of the Companies Act, 2013 and Regulation 20 of Listing Regulations.

The Stakeholders Relationship Committee is responsible for resolving investor's complaints pertaining to share transfers, non-receipt of annual reports, Dividend payments, issue of duplicate share certificates, transmission of shares and other shareholder related queries, complaints etc. In addition to above, the Committee also oversees the performances of the Registrar and Share Transfer Agents and recommends measures for overall quality improvement of investor services.

The role of Stakeholders' Relationship Committee is as follows:

- Consider and resolve the grievances of shareholders of the Company with respect to transfer of shares, non-receipt of annual report, non-receipt of declared dividend, etc;
- Ensure expeditious share transfer process in line with the proceedings of the Share Transfer Committee;
- Evaluate performance and service standards of the Registrar and Share Transfer Agent of the Company;
- Provide guidance and make recommendations to improve investor service levels for the investors.



### Composition, Meetings and Attendance

The Chairperson of the Committee is an Independent Non- Executive Director. The Committee has met on 25th, May 2015, 10th August 2015, 12th November 2015 and 10th February 2016 during the year 2015-16.

The details of attendance of the members at the Committee Meeting are as under:

Name of the Director	Category	Designation	No. of Board Meetings	
			Held	Attended
Mr. Z. P. Marshall	Independent Director	Chairperson	4	4
Mrs. Savita Alla	Executive Director	Member	4	4
Mr. Rajesh Alla	Promoter Director	Member	4	3

### Details of Shareholders' /Investors' Grievance Redressal

Initially Chief Financial Officer of the Company was appointed as Compliance Officer of the Company for resolution of Shareholders'/ Investor Complaints, subsequently in the Meeting of Board of Directors, held on 12th November 2015, the Company Secretary of the Company has been designated as Compliance Officer of the Company for resolution of Shareholders'/ Investor Complaints. During the year ended 31st March, 2016, 26 Complaints were received from the Shareholders. All Complaints were redressed and none of them were pending as on 31st March, 2016.

### UNCLAIMED DIVIDEND

The details of Dividend of earlier years remain unclaimed by the shareholders as on 31.3.2016 are as given below:

Financial Year	Date of Declaration of Dividend	Last Date of Claiming the Dividend	Unclaimed amount as on 31.03.2016 (₹)	Due date for transfer to Investor Education and Protection Fund (IEPF)
2008-09	25.09.2009	24.09.2016	2,63,420	23.10.2016
2009-10	24.09.2010	23.09.2017	2,27,441	22.10.2017
2010-11	23.09.2011	22.09.2018	1,65,780	21.10.2018
2013-14	26.09.2014	25.09.2021	3,15,272	24.10.2021
2014-15	28.09.2015	27.09.2022	3,20,321	26.10.2022

Pursuant to provisions of Section 124 of Companies Act, 2013, the unclaimed dividend within the last date mentioned for the respective years, will be transferred to Investor Education and Protection Fund (IEPF) established by Government of India pursuant to Section 125 of the Companies Act, 2013.

Members who have not so far en-cashed the dividend warrants of the above mentioned financial years are requested to seek for issue of duplicate dividend warrants in writing to the Company Registrars and Transfer Agents immediately. It may be noted that no claim shall lie against the Company once the unclaimed dividend is transferred to Investor Education and Protection Fund.

## GENERAL BODY MEETINGS

### A.1: Details of location and time of holding the last three Annual General Meetings are:

Financial Year ended	Date	Time	Venue
26th AGM-31.03.2013	30-09-2013	11.00 A. M.	Sundarayya Vignana Kendram, Baghlingampally, Hyderabad
27th AGM-31.03.2014	26-09-2014	11.00 A. M.	
28th AGM-31.03.2015	28-09-2015	11.00 A. M.	

### A.2: Special Resolutions passed at last three Annual General Meeting:

- a) 26th Annual General Meeting- September 30, 2013- No special resolutions were passed.
- b) 27th Annual General Meeting- September 26, 2014:
  - a) Special Resolution was passed for the approval of remuneration of Mr. Dinesh Alla, Managing Director of the Company for a period of two years from 21st August 2014 to 20th August 2016.
  - b) Special Resolution was passed for adoption of new Articles of Association in compliance with regulatory changes applicable due to enactment of new Companies Act 2013.
- c) 28th Annual General Meeting- September 28, 2015- No special resolutions were passed.

### B.1: Details of location and time of holding the Extra Ordinary General Meetings are:

Financial Year	Date	Time	Venue
2015-16	11.11.2015	11.00 A. M.	Sundarayya Vignana Kendram, Baghlingampally, Hyderabad
	22.12.2015	11.00 A. M.	

### B.2: Special Resolutions passed at Extra Ordinary Meetings:

- a) EGM dated 11th November 2015- Special Resolution was passed for the approval of Issue of Warrants to Promoters and Promoter Group on preferential basis.
- b) EGM dated 22nd December 2015- Special Resolutions were passed for the approval of:-
  1. Issue of Securities of the Company.
  2. Borrowing Limits of the Company.
  3. Creation of charges/ mortgage on assets of the Company.

### C: Special Resolutions passed through Postal Ballot during the year under review:

There were no resolutions passed by way of postal ballot during the year under review.

## DISCLOSURES

### a) Related Party transactions:

The Company does not have any materially significant related party transactions, which have potential conflict with the interests of the Company. The details of transactions with the related parties as required under Accounting Standard 18 notified under the Companies Act, 2013 are given at Note.27.II.10 of Other Explanatory Information of Financial Statements for the year ended 31st March, 2016. The Register of Contracts containing transactions, in which Directors are interested, is placed before the Board Regularly. The Company has formulated a Policy on materiality of Related Party Transactions and also on dealing with Related Party Transactions. The Policy is also available on the website of the Company (Web link: <http://www.alphageoindia.com/pdf/RELATED%20PARTY%20TRANSACTIONS%20POLICY.PDF>)

**b) Details of non-compliance by the Company, penalties, and strictures imposed on the Company by Stock Exchanges or SEBI or any statutory authority, on any matter related to capital markets, during the last three years.**

The Company has complied with the requirements of the Stock Exchanges or SEBI on matters related to Capital Markets, as applicable, during the last three years.

**c) Whistle Blower Policy and Access of personnel to the Audit Committee:**

To strengthen its policy of corporate transparency, the Company has established an innovative and empowering mechanism for employees. Employees can report to the management their concern about unethical behaviour, actual or suspected fraud or violation of company's code of conduct or ethics policy. No personnel have denied access to the Audit Committee.

**d) Code of Conduct for Prevention of Insider Trading**

The Company has adopted a code of conduct for prevention of Insider Trading (Insider Trading Code) in accordance with the requirements of SEBI (Prohibition of insider trading) Regulations, 2015. The insider Trading Code which is applicable to all directors and designated employees lays down guidelines and procedures to be followed and disclosures to be made while dealing in the securities of the Company and non-consequences of violation. Company Secretary was appointed as the Compliance Officer by the Board to ensure compliance and effective implementation of the Insider Trading Code. Reports on matters related to insider trading code are reported to the Chairman of Audit Committee on a quarterly basis.

**e) Subsidiary Companies**

The Company has a 100% owned subsidiary named Alphageo International Limited in Dubai of United Arab Emirates. The Company has devised a policy for determining material subsidiaries to the Company and the same is available on the website of the Company at <http://www.alphageoindia.com/pdf/POLICY%20ON%20DETERMINING%20MATERIAL%20SUBSIDIARIES.PDF>

There are no material non-listed Indian subsidiaries to the Company. Even though the foreign subsidiary is a non-material subsidiary, the Board nominated a Director on the Board of the Subsidiary and monitor the performance of the Subsidiary. As per the applicable regulations prevailing in the country of Subsidiary, there are no mandatory stipulations in conducting the proceedings of the Board and the Board is free to regulate its proceedings. The financial statements and details of significant transactions periodically provided by the foreign subsidiary are being reviewed by the Audit Committee and the Board of the Directors at their Meetings.

**f) Disclosure of Accounting Treatment:**

The Company follows accounting standards notified under the Companies Act, 2013 in the preparation of financial statements. The Company has not adopted a treatment different from the prescribed in any accounting standard in the preparation of financial statements.

**g) Risk Management:**

The Company has been addressing various risks impacting the Company. The Company's policy on risk management is provided in Management Discussion and Analysis report.

## **COMPLIANCE WITH THE DISCRETIONARY REQUIREMENTS UNDER LISTING REGULATIONS**

The Board of Directors periodically reviewed the compliance of all applicable laws and steps taken by the Company to rectify instances of non-compliance, if any. The Company is in compliance with all mandatory requirements of Listing Regulations. In addition, the Company has also adopted the following non-mandatory requirements to the extent mentioned below:

**A. Shareholders rights**

Quarterly and half yearly financial results are being displayed on the Company's website [www.alphageoindia.com](http://www.alphageoindia.com) and also being published in widely circulated newspapers. The Company publishes the voting results of shareholder meetings and make it available on website [www.alphageoindia.com](http://www.alphageoindia.com) and report the same to Stock Exchanges in terms of regulation 44 of the Listing Regulations.

## **B. Audit qualifications**

Company's financial statements for the year 2015-16 are unqualified.

## **C. Separate posts of Chairperson and Chief Executive Officer or Managing Director**

Mr. Z. P. Marshall is the Chairman of the Company and Mr. Dinesh Alla is the Managing Director of the Company.

## **COMPLIANCE WITH MANDATORY REQUIREMENTS**

Your Company has complied with all the mandatory corporate governance requirements under the Listing Regulations. Specifically, your Company confirms compliance with corporate governance requirements specified in regulation 17 to 27 and clauses (b) to (i) of sub-regulation (2) of regulation 46 of the Listing Regulations.

## **CODE OF CONDUCT**

The Company has adopted the Code of Ethics and Business Conduct for Executive Directors and Senior Management of the Company. The code is comprehensive and applicable to Executive Directors, Key Managerial Personnel and Senior Management of the Company. The code has been circulated to all the members of the Board and Senior Management and the same has been put on the Company's web-site, [www.alphageoindia.com](http://www.alphageoindia.com). Executive Directors, Key Managerial Personal and Senior Management affirmed the compliance of the Code. The Company has obtained declaration from the Managing Director confirming compliance of Code of Conduct.

## **DECLARATION BY THE MANAGING DIRECTOR**

I hereby confirm that pursuant to SEBI (Listing Obligations & Disclosure Requirements) Regulations, 2015 that:

- The Board of Directors of Alphageo (India) Limited has laid down a Code of Conduct for all the Board members and senior management of the Company. The said Code of Conduct has also been posted on the Investors page of the Company website [www.alphageoindia.com](http://www.alphageoindia.com)
- All the Board Members and senior management personnel have affirmed their compliance with the said Code of Conduct for the year ended March 31, 2016.

Hyderabad  
01.08.2016

**Dinesh Alla**  
*Managing Director*

## **PROCEEDS FROM PUBLIC ISSUES, RIGHTS ISSUES, PREFERENTIAL ISSUES, ETC.**

The proceeds received on Preferential Issue of 7,30,000 Warrants to Promoter and Promoter Group during the year 2015-16 have been utilised for the objects of the Issue and there is no un-utilised proceeds as on March, 31st 2016.

## **RECONCILIATION OF SHARE CAPITAL AUDIT:**

A qualified practicing Company Secretary carried out a share capital audit to reconcile the total admitted equity share capital with the National Securities Depository Limited (NSDL) and the Central Depository Services (India) Limited (CDSL) and the total issued and listed equity share capital. The audit report confirms that the total issued / paid-up capital is in agreement with the total number of shares in physical form and the total number of dematerialised shares held with NSDL and CDSL.

## **MEANS OF COMMUNICATION**

The Quarterly, Half-yearly, Annual financial results, notices as well as proceedings of the Extra Ordinary General Meeting and Annual General Meeting are communicated to the Stock Exchanges immediately after the conclusion of the respective meetings. The Financial results are published in all India editions of Financial Express and Hyderabad edition Telugu News Paper viz. Andhra Prabha / Nava Telangana.

The audited financial statements viz., Balance Sheet and Statement of Profit and Loss along with the annexures thereto are posted on the Company's website [www.alphageoindia.com](http://www.alphageoindia.com) in the Investor Relations section. A separate investor information section is provided under Investor Relations section providing the details of the Company Secretary, Compliance Officer, Registrars and Share Transfer Agents, their addresses, telephone numbers, fax numbers and e-mail addresses to redress the shareholders grievances.

## CERTIFICATE ON CORPORATE GOVERNANCE

Auditor's Certificate on Corporate Governance as stipulated in Para E of Schedule V of Listing Regulations regarding compliance of conditions of corporate governance is attached as on Annexure to this Report.

## GENERAL SHAREHOLDER INFORMATION

<b>a</b>	<b>Annual General Meeting</b>	
	Date	29th September, 2016
	Time	11:00 AM
	Venue	Sundarayya Vignana Kendram, 1-8-1/B/25A, Baghlingampally, Hyderabad-500044
<b>b.</b>	<b>Financial Year</b>	April 1st to March 31st
<b>c.</b>	<b>Dividend Payment date</b>	On or before 30th October 2016
<b>d.</b>	<b>Financial Calendar for the year 2016-17 (Tentative)</b>	
	Results for Quarter ending June, 2016	Within 45 days of end of quarter
	Results for Quarter ending September, 2016	Within 45 days of end of quarter
	Results for Quarter ending December, 2016	Within 45 days of end of quarter
	Results for Quarter ending March, 2017	Last Week of May, 2017
<b>e.</b>	<b>Book Closure Dates</b>	From 24th September 2016 to 28th September 2016

### f. Listing of equity shares & stock code

The equity shares of the Company are listed at:

- (i) BSE Limited., Mumbai, 1st Floor, New Trading Ring, P.J. Towers, Dalal Street, Fort, Mumbai - 400 001 and the Listing Fee for the year 2016-17 has been paid by the Company.
- (ii) National Stock Exchange of India Limited, Mumbai, "Exchange Plaza", Bandra-Kurla Complex, Bandra - East, Mumbai - 400 051 and the Listing Fee for the year 2016-17 has been paid by the Company.

### g. Stock Codes-

- (i) BSE SCRIP CODE - 526397; SCRIP ID: ALPHAGEO
- (ii) NSE SCRIP SYMBOL: ALPHAGEO

### h. ISIN code - INE 137C01018

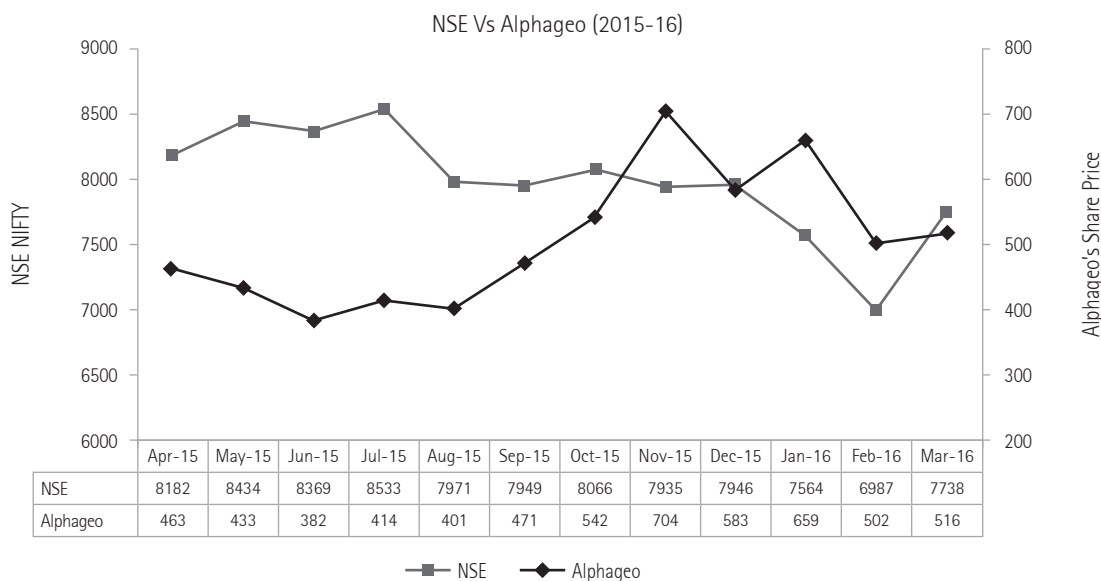
**i. Stock Market Data**

Monthly high, low quotations and trading volumes of the Company's equity shares during the financial year 2015-16 at BSE and NSE are as given below:

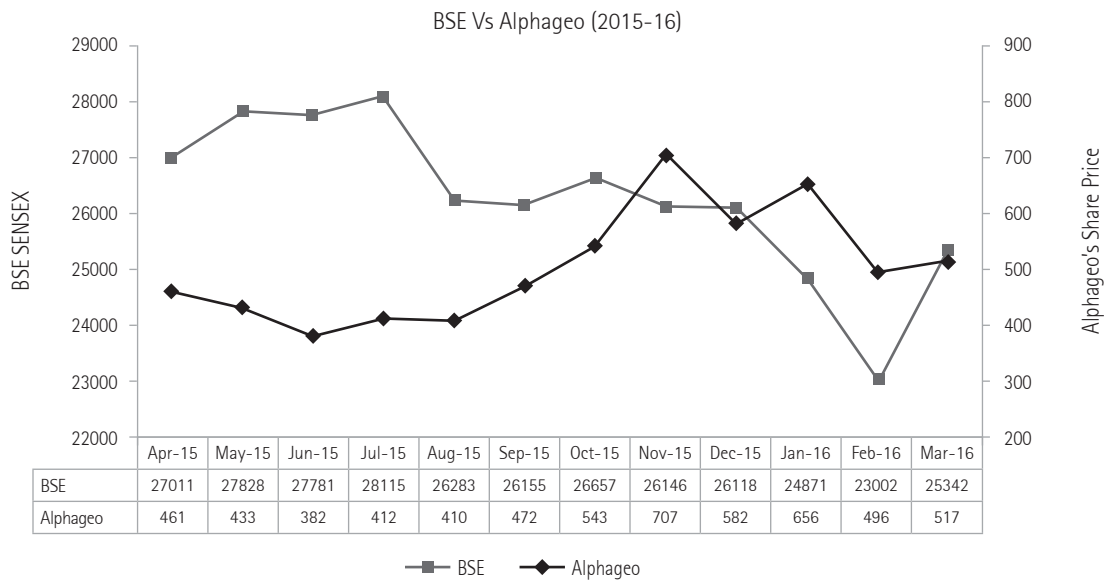
Month	BSE			NSE		
	High (₹)	Low (₹)	Volume of Shares Traded	High (₹)	Low (₹)	Volume of Shares Traded
April-2015	519.50	386.00	131872	519.80	383.95	154694
May-2015	500.00	405.10	72061	499.00	415.65	113556
June-2015	443.30	372.10	44481	438.90	372.00	87382
July-2015	459.00	374.00	89608	449.40	380.00	170228
August-2015	413.00	268.00	204053	415.00	263.15	285175
September-2015	504.00	375.00	206892	507.65	375.10	576944
October-2015	589.00	462.60	205455	594.00	475.10	502420
November-2015	720.00	500.00	192326	721.00	501.25	409506
December-2015	719.50	518.50	135622	717.70	516.60	455446
January-2016	677.25	379.25	181565	679.00	380.00	644352
February-2016	675.00	480.00	136813	676.85	480.00	360408
March-2016	605.10	475.10	92479	606.15	475.10	359168

**j. Performance of the Company's Share Price in comparison with the broad-based indices**

Comparison of Company's share price with NSE NIFTY



## Comparison of Company's share price with BSE SENSEX



### k. Share Transfer System

The Company's Registrar and Share Transfer Agent, if the documents are valid and complete in all respects, transfers the shares within 15 days of receipt of request. De-materialisation of Shares of the Company is also being completed in 15 days if the request through Depository Participants with the necessary documents received. Stakeholders Relationship Committee will meet as often as required to approve the shares transfers and for attending the grievances received from shareholders.

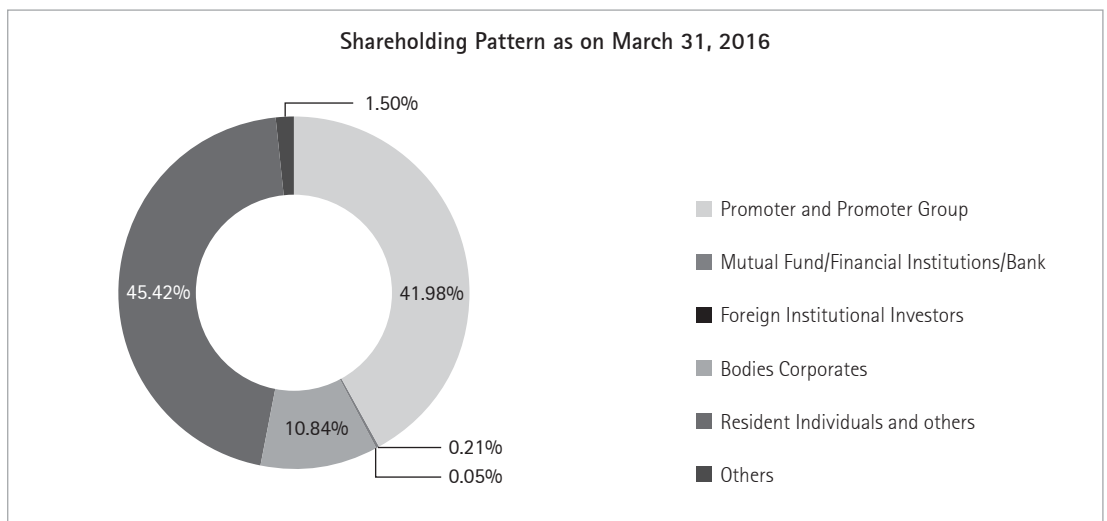
Members may please note that the Securities and Exchange Board of India (SEBI) has made it mandatory to furnish Permanent Account Numbers (PAN) allotted by Income Tax Department for registration of physical share transfer requests. Hence all members are required to furnish PAN of transferees in the Share Transfer Deed while seeking transfer of shares held in physical mode.

### l. Distribution of Shareholding as on 31st March 2016

Nominal Value (₹)	Shareholders		No. of Share	
	Numbers	%	Numbers	%
1-5000	7152	91.77	702683	12.47
5001-10000	278	3.57	224668	3.99
10001-20000	136	1.75	208093	3.69
20001-30000	69	0.88	174053	3.09
30001-40000	24	0.31	87058	1.55
40001-50000	23	0.29	110375	1.96
50001-100000	49	0.63	350763	6.22
100001 & Above	62	0.80	3777074	67.03
<b>Total</b>	<b>7793</b>	<b>100.00</b>	<b>5634767</b>	<b>100.00</b>

m. Shareholding Pattern as on 31st March 2016:

Sl. No.	Category	No. of Shareholders	No. of Shares held	%
1	Promoter and Promoter Group			
i	Indian	15	2203305	39.10
ii	Foreign	3	162016	2.88
		18	2365321	41.98
2	Mutual Funds/ Financial Institutions/ Banks			
i	Mutual Funds	11	7600	0.14
ii	Financial Institutions/ Banks	3	4130	0.07
		14	11730	0.21
3	Foreign Institutional Investors	2	2900	0.05
4	Bodies Corporate	230	611028	10.84
5	Resident Individuals and others	7317	2559315	45.42
6	Others			
i	Clearing Members	33	15512	0.28
ii	Non-Resident Indians	179	68961	1.22
		212	84473	1.50
	<b>Total</b>	<b>7793</b>	<b>5634767</b>	<b>100.00</b>





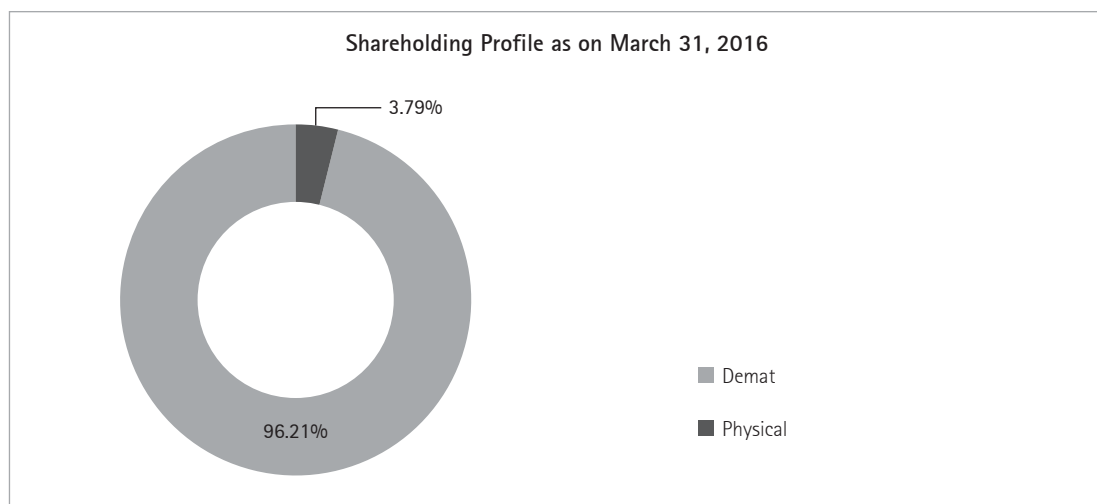
**n. De-materialisation of Shares and Liquidity and Shareholding Profile as on 31st March 2016:**

The equity shares of the Company are mandated for compulsory trading in de-materialised form and Demat of Shares services are available with National Securities Depository Limited (NSDL) and Central Depository Services (India) Limited (CDSL). As on 31st March, 2016, 96.21% of Equity Shares of the Company are in de-materialised form.

Valid Demat requests received by the Company's Registrar and Share Transfer Agent are confirmed within the statutory period. In case a member wishes his shares are to be dematerialised, he may send the shares along with the request through his depository participant to the Registrars and Share Transfer Agents of the Company.

The Company's Registrar promptly intimates the Depository Participant in the event of any deficiency and the shareholder is also kept abreast. The pending Demat requests in the records of the depositories, if any, are continuously reviewed and appropriate action will be initiated.

Mode of Holding	No. of Holders	No. of Shares	% of Holding
A. Demat			
NSDL	4132	4249167	75.41
CDSL	2330	1172210	20.80
Total (A)	6462	5421377	96.21
B. Physical	1331	213390	3.79
Total (A+B)	7793	5634767	100.00



**o. Outstanding GDRs/ADRs/Warrants or any Convertible Instruments:**

During the year ended March 31, 2016, the Company has issued 7,30,000 Warrants, convertible into One Equity Share of ₹10/- each of the Company, to Promoter and Promoter Group on preferential basis at a price of ₹513.62 p per warrant in a Extra Ordinary General Meeting held on 11th November, 2015. And the allotment of 7,30,000 Warrants to Promoter and Promoter group has been made by the Nomination and Remuneration Committee at its meeting held on 26th November 2015. The Warrants are pending for conversion as on March, 31st 2016

**p. Address for Correspondence:**

i	Registrar and Share Transfer Agents	M/s Karvy Computershare Private Limited Karvy Selenium, Tower B, Plot 31-32, Gachibowli, Financial District, Nanakramguda, Serilingampally, Hyderabad-500032 Phone: 040-67161606, 67161602   Fax: 040-23420814   Toll Free No. 1800-3454-001 E-mail: einward.ris@karvy.com   Website: www.karvycomputershare.com
ii	Contact Personnel of the Company	1. Ms. Meenakshi Naag –Company Secretary & Compliance Officer 2. Mr. Venkatesa Perumallu Pasumarthy –Chief Financial Officer
iii	Corporate Office of the Company:	ALPHAGEO (INDIA) LIMITED 6-3-250/2, Road No.1, Banjara Hills, Hyderabad – 500034, Telangana Ph: 040-23320502/03   Fax: 040-23302238 E-mail: info@alphageoindia.com   Website: www.alphageoindia.com

For **Alphageo (India) Ltd**

Hyderabad  
01.08.2016

**Dinesh Alla**  
Managing Director

## Certificate on Compliance of Conditions of Corporate Governance

To,  
The Members of  
**Alphageo (India) Limited**

We have examined the compliance of conditions of Corporate Governance by **Alphageo (India) Limited** ("the Company"), for the year ended 31st March, 2016, as stipulated in Clause 49 of the Listing Agreement ('Listing Agreement') of the Company with the stock exchanges for the period 1st April, 2015 to 30th November, 2015 and as per the relevant provisions of Securities Exchange Board of India (Listing Obligations and Disclosure Requirements) Regulations, 2015 ('Listing Regulations') as referred to in Regulation 15(2) of the Listing Regulations for the period 1st December, 2015 to 31st March, 2016.

The compliance of conditions of Corporate Governance is the responsibility of the Management. Our examination was limited to procedures and implementation thereof, adopted by the Company for ensuring the compliance of the conditions of the Corporate Governance. It is neither an audit nor an expression of opinion on the financial statements of the Company.

In our opinion and to the best of our information and according to the explanations given to us, we certify that the Company has complied with the conditions of Corporate Governance as stipulated in the above mentioned Listing Agreement / Listing regulations, as applicable.

We further state that such compliance is neither an assurance as to the future viability of the Company nor the efficiency or effectiveness with which the Management has conducted the affairs of the Company.

For **P V R K Nageswara Rao & Co.**  
*Chartered Accountants*  
Firm's Registration Number: 0022835

**N. Anka Rao**  
*Partner*  
Membership Number: 23939

Hyderabad  
01.08.2016

## Certification of Managing Director and Chief Financial Officer to the Board pursuant to Regulation 17(8) of the SEBI (LODR) Regulations, 2015

We, Dinesh Alla, Managing Director and Venkatesa Perumallu Pasumarthy, Chief Financial officer of the Company, hereby certify that:

- (a) We have reviewed financial statements and cash flow statement for the year ended 31st March 2016 of the Company and of the Group and to the best of our knowledge and belief:
  - i. these statements do not contain any materially untrue statement or omit of any material fact or contain statements that might be misleading;
  - ii. these statements together present a true and fair view of the Company's affairs and are in compliance with existing accounting standards, applicable laws and regulations.
- (b) There are no transactions entered into by the Company during the period which are fraudulent, illegal or violative of the Company's code of conduct.
- (c) We accept responsibility for establishing and maintaining internal controls for financial reporting and that we have evaluated the effectiveness of internal control systems of the Company pertaining to financial reporting and have disclosed to the auditors and the Audit Committee, deficiencies in the design or operation of such internal controls, if any, of which they are aware and the steps we have taken or propose to take to rectify these deficiencies;
- (d) We have indicated to the auditors and the Audit committee
  - i. significant changes in internal control over financial reporting, if any, during the year ; and
  - ii. significant changes in accounting policies if any, made during the period and that the same have been disclosed in the notes to the financial statements; and
  - iii. instances, if any, of significant fraud of which we become aware about the involvement therein of the management or an employee having a significant role in the Company's internal control system over financial reporting.

Hyderabad  
01.08.2016

**Dinesh Alla**  
*Managing Director*

**Venkatesa Perumallu Pasumarthy**  
*Chief Financial Officer*



## Standalone Financial Statements



## INDEPENDENT AUDITOR'S REPORT

To  
The Members of  
**ALPHAGEO (INDIA) LIMITED**

### Report on the Standalone Financial Statements

We have audited the accompanying standalone financial statements of **ALPHAGEO (INDIA) LIMITED** ("the Company"), which comprise the Balance Sheet as at 31st March, 2016, the Statement of Profit and Loss and the Cash Flow Statement for the year then ended, and a summary of the significant accounting policies and other explanatory information.

### Management's Responsibility for the Standalone Financial Statements

The Company's Board of Directors is responsible for the matters stated in Section 134(5) of the Companies Act, 2013 ("the Act") with respect to the preparation of these standalone financial statements that give a true and fair view of the financial position, financial performance and cash flows of the Company in accordance with the accounting principles generally accepted in India, including the Accounting Standards specified under Section 133 of the Act, read with Rule 7 of the Companies (Accounts) Rules, 2014. This responsibility also includes maintenance of adequate accounting records in accordance with provisions of the Act for safeguarding the assets of the Company and for preventing and detecting frauds and other irregularities; selection and application of appropriate accounting policies; making judgments and estimates that are reasonable and prudent; and design, implementation and maintenance of adequate internal financial controls, that were operating effectively for ensuring the accuracy and completeness of the accounting records, relevant to the preparation and presentation of the financial statements that give a true and fair view and are free from material misstatement, whether due to fraud or error.

### Auditor's Responsibility

Our responsibility is to express an opinion on these standalone financial statements based on our audit.

We have taken into account the provisions of the Act, the accounting and auditing standards and matters which are required to be included in the audit report under the provisions of the Act and the Rules made thereunder.

We conducted our audit in accordance with the Standards on Auditing specified under Section 143(10) of the Act. Those Standards require that we comply with ethical requirements and plan and perform the audit to obtain reasonable assurance about whether the financial statements are free from material misstatement.

An audit involves performing procedures to obtain audit evidence about the amounts and the disclosures in the financial statements. The procedures selected depend on the auditor's judgment,

including the assessment of the risks of material misstatement of the financial statements, whether due to fraud or error. In making those risk assessments, the auditor considers internal financial control relevant to the Company's preparation of the financial statements that give a true and fair view in order to design audit procedures that are appropriate in the circumstances. An audit also includes evaluating the appropriateness of the accounting policies used and the reasonableness of the accounting estimates made by the Company's Directors, as well as evaluating the overall presentation of the financial statements.

We believe that the audit evidence we have obtained is sufficient and appropriate to provide a basis for our audit opinion on the standalone financial statements.

### Opinion

In our opinion and to the best of our information and according to the explanations given to us, the aforesaid standalone financial statements give the information required by the Act in the manner so required and give a true and fair view in conformity with the accounting principles generally accepted in India, of the state of affairs of the Company as at 31st March, 2016, and its profit and its cash flows for the year ended on that date.

### Report on Other Legal and Regulatory Requirements

1. As required by the Companies (Auditor's Report) Order, 2016 ("the Order"), issued by the Central Government of India in terms of sub-section (11) of section 143 of the Act, we give in the "Annexure A" a statement on the matters specified in paragraphs 3 and 4 of the Order, to the extent applicable.
2. As required by Section 143 (3) of the Act, we report that:
  - (a) We have sought and obtained all the information and explanations which to the best of our knowledge and belief were necessary for the purpose of our audit.
  - (b) In our opinion, proper books of account as required by law have been kept by the Company so far as it appears from our examination of those books.
  - (c) The Balance Sheet, the Statement of Profit and Loss, and the Cash Flow Statement dealt with by this Report are in agreement with the books of account.
  - (d) In our opinion, the aforesaid standalone financial statements comply with the Accounting Standards specified under Section 133 of the Act, read with Rule 7 of the Companies (Accounts) Rules, 2014.
  - (e) On the basis of written representations received from the

directors as on 31st March, 2016 taken on record by the Board of Directors, none of the directors is disqualified as on 31st March, 2016 from being appointed as a director in terms of Section 164 (2) of the Act.

- (f) With respect to the adequacy of the internal financial controls over financial reporting of the Company and the operating effectiveness of such controls, refer to our separate report in "Annexure B".
- (g) With respect to the other matters to be included in the Auditor's Report in accordance with Rule 11 of the Companies (Audit and Auditors) Rules, 2014, in our opinion and to the best of our information and according to the explanations given to us:
- i. The Company does not have any pending litigations as at 31st March, 2016 which would impact its financial position;

- ii. The Company did not have any long-term contracts including derivative contracts as at 31st March, 2016;
- iii. There has been no delay in transferring amounts, required to be transferred, to the Investor Education and Protection Fund by the Company during the year ended 31st March, 2016.

**For P.V.R.K. Nageswara Rao & Co.,**  
*Chartered Accountants*  
Firm's Registration Number: 0022835

**N. Anka Rao**  
*Partner*  
Membership Number: 23939

Hyderabad  
20.05.2016

## ANNEXURE A TO INDEPENDENT AUDITOR'S REPORT

Referred to in Paragraph 1 under the heading of 'Report on Other Legal and Regulatory Requirements' of our report of even date

- 1 (a) The Company has maintained proper records showing full particulars including quantitative details and situation of fixed assets.
- (b) The fixed assets have been physically verified by the management according to the phased programme designed to cover all the fixed assets on rotation basis. In respect of fixed assets verified according to this programme, which is considered reasonable, no material discrepancies were noticed on such verification.
- (c) According to the information and explanations given to us and on the basis of our examination of the records of the Company, the title deeds of immovable properties are held in the name of the Company.
- 2 The inventories, representing stock of stores of the Company have been physically verified at reasonable intervals during the year by the Management. The discrepancies noticed on physical verification of stocks as compared to book records, which in our opinion were not material, have been properly dealt with in the books of account.
- 3 The Company has not granted any loans, secured or unsecured, to companies, firms, limited liability partnerships or other parties covered in the register maintained under Section 189 of the Companies Act, 2013 ("the Act"). Therefore, the provisions of Clause 3(iii), (iii)(a), (iii)(b) and (iii)(c) of the Order are not applicable to the Company.
- 4 The Company has not granted any loans or made any investments, or provided any guarantees or security to the parties covered under Section 185 of the Act. The Company has complied with the provisions of Section 186 of the Act in respect of the loans made by it.
- 5 The Company has not accepted any deposits from the public within the meaning of Sections 73, 74, 75 and 76 of the Act and the rules framed there under to the extent notified.
- 6 In respect of this company, maintenance of cost records has not been prescribed by the Central Government under sub-section (1) of Section 148 of the Act.
- 7 (a) According to the records of the Company and as per the information and explanations given to us, the Company is generally regular in depositing the undisputed statutory dues including provident fund, employees state insurance, income tax, service tax, duty of customs, cess and any other statutory dues with the appropriate authorities. In respect of these statutory dues, there are no outstanding dues as on 31.03.2016 which are outstanding for a period of more than six months from the date they became payable. As confirmed by the Company, the provisions of

the sales tax, duty of excise and value added tax are not applicable to the Company.

- (b) According to the records of the Company and as per the information and explanations given to us, there are no dues of income tax, sales tax, service tax, duty of customs, duty of excise and value added tax which have not been deposited on account of any dispute as on 31.03.2016.
- 8 According to the records of the Company examined by us and the information and explanation given to us, the Company has not defaulted in repayment of loans or borrowings to any financial institution or bank or Government as at the balance sheet date. There was no amount raised by the Company through the issue of Debentures.
- 9 The Company has not raised any moneys by way of initial public offer, further public offer (including debt instruments) and term loans. Accordingly, the provisions of Clause 3(ix) of the Order are not applicable to the Company.
- 10 During the course of our examination of the books and records of the Company, carried out in accordance with the generally accepted auditing practices in India, and according to the information and explanations given to us, we have neither come across any instance of material fraud by the Company or on the Company by its officers or employees, noticed or reported during the year, nor have we been informed of any such case by the Management.
- 11 The Company has paid/ provided for managerial remuneration in accordance with the requisite approvals mandated by the provisions of Section 197 read with Schedule V to the Act.
- 12 As the Company is not a Nidhi Company and the Nidhi Rules,

2014 are not applicable to it, the provisions of Clause 3(xii) of the Order are not applicable to the Company.

- 13 The Company has entered into transactions with related parties in compliance with the provisions of Sections 177 and 188 of the Act. The details of such related party transactions have been disclosed in the financial statements as required under Accounting Standard (AS) 18, Related Party Disclosures specified under Section 133 of the Act, read with Rule 7 of the Companies (Accounts) Rules, 2014.
- 14 The Company has made a preferential allotment of share warrants during the year under review, in compliance with the requirements of Section 42 of the Act. The amounts raised have been used for the purpose for which funds were raised.
- 15 The Company has not entered into any non cash transactions with its directors or persons connected with him. Accordingly, the provisions of Clause 3(xv) of the Order are not applicable to the Company.
- 16 The Company is not required to be registered under Section 45-IA of the Reserve Bank of India Act, 1934. Accordingly, the provisions of Clause 3(xvi) of the Order are not applicable to the Company.

**For P.V.R.K. Nageswara Rao & Co.,**  
*Chartered Accountants*  
Firm's Registration Number: 002283S

**N. Anka Rao**  
*Partner*

Hyderabad  
20.05.2016

Membership Number: 23939

## ANNEXURE B TO INDEPENDENT AUDITOR'S REPORT

Referred to in Paragraph 2(f) under the heading of 'Report on Other Legal and Regulatory Requirements' of our report of even date Report on the Internal Financial Controls under Clause (i) of Sub-section 3 of Section 143 of the Companies Act, 2013 ("the Act")

We have audited the internal financial controls over financial reporting of **ALPHAGEO (INDIA) LIMITED** ("the Company") as of 31st March, 2016 in conjunction with our audit of the standalone financial statements of the Company for the year ended on that date.

### Management's Responsibility for Internal Financial Controls

The Company's management is responsible for establishing and maintaining internal financial controls based on the internal control over financial reporting criteria established by the Company considering the essential components of internal control stated

in the Guidance Note on Audit of Internal Financial Controls Over Financial Reporting issued by the Institute of Chartered Accountants of India ('ICAI'). These responsibilities include the design, implementation and maintenance of adequate internal financial controls that were operating effectively for ensuring the orderly and efficient conduct of its business, including adherence to company's policies, the safeguarding of its assets, the prevention and detection of frauds and errors, the accuracy and completeness of the accounting records, and the timely preparation of reliable financial information, as required under the Companies Act, 2013.

#### **Auditors' Responsibility**

Our responsibility is to express an opinion on the Company's internal financial controls over financial reporting based on our audit. We conducted our audit in accordance with the Guidance Note on Audit of Internal Financial Controls over Financial Reporting (the "Guidance Note") and the Standards on Auditing, issued by ICAI and deemed to be prescribed under section 143(10) of the Companies Act, 2013, to the extent applicable to an audit of internal financial controls, both applicable to an audit of Internal Financial Controls and, both issued by the Institute of Chartered Accountants of India. Those Standards and the Guidance Note require that we comply with ethical requirements and plan and perform the audit to obtain reasonable assurance about whether adequate internal financial controls over financial reporting was established and maintained and if such controls operated effectively in all material respects.

Our audit involves performing procedures to obtain audit evidence about the adequacy of the internal financial controls system over financial reporting and their operating effectiveness. Our audit of internal financial controls over financial reporting included obtaining an understanding of internal financial controls over financial reporting, assessing the risk that a material weakness exists, and testing and evaluating the design and operating effectiveness of internal control based on the assessed risk. The procedures selected depend on the auditor's judgment, including the assessment of the risks of material misstatement of the financial statements, whether due to fraud or error.

We believe that the audit evidence we have obtained is sufficient and appropriate to provide a basis for our audit opinion on the Company's internal financial controls system over financial reporting.

#### **Meaning of Internal Financial Controls over Financial Reporting**

A company's internal financial control over financial reporting is a process designed to provide reasonable assurance regarding the reliability of financial reporting and the preparation of financial statements for external purposes in accordance with generally

accepted accounting principles. A company's internal financial control over financial reporting includes those policies and procedures that (1) pertain to the maintenance of records that, in reasonable detail, accurately and fairly reflect the transactions and dispositions of the assets of the Company; (2) provide reasonable assurance that transactions are recorded as necessary to permit preparation of financial statements in accordance with generally accepted accounting principles, and that receipts and expenditures of the Company are being made only in accordance with authorisations of management and directors of the Company; and (3) provide reasonable assurance regarding prevention or timely detection of unauthorised acquisition, use, or disposition of the Company's assets that could have a material effect on the financial statements.

#### **Inherent Limitations of Internal Financial Controls Over Financial Reporting**

Because of the inherent limitations of internal financial controls over financial reporting, including the possibility of collusion or improper management override of controls, material misstatements due to error or fraud may occur and not be detected. Also, projections of any evaluation of the internal financial controls over financial reporting to future periods are subject to the risk that the internal financial control over financial reporting may become inadequate because of changes in conditions, or that the degree of compliance with the policies or procedures may deteriorate.

#### **Opinion**

In our opinion, the Company has, in all material respects, an adequate internal financial controls system over financial reporting and such internal financial controls over financial reporting were operating effectively as at 31st March, 2016, based on the internal control over financial reporting criteria established by the Company considering the essential components of internal control stated in the Guidance Note on Audit of Internal Financial Controls Over Financial Reporting issued by the Institute of Chartered Accountants of India.

**For P.V.R.K. Nageswara Rao & Co.,**

*Chartered Accountants*

Firm's Registration Number: 0022835

**N. Anka Rao**

*Partner*

Membership Number: 23939

Hyderabad  
20.05.2016



**BALANCE SHEET** as at 31st March, 2016

(Amount in ₹)

Particulars	Note No.	As at 31st March, 2016		As at 31st March, 2015	
<b>EQUITY AND LIABILITIES</b>					
<b>Shareholders' funds</b>					
Share capital	1	5,64,83,670		5,64,83,670	
Reserves and surplus	2	61,44,12,579		55,84,21,112	
Money received against share warrants		9,37,35,650	76,46,31,899	-	61,49,04,782
<b>Non-current liabilities</b>					
Long-term borrowings	3	-		-	
Other long term liabilities	4	2,14,22,475		-	
Long-term provisions	5	58,67,035	2,72,89,510	43,75,356	43,75,356
<b>Current liabilities</b>					
Short-term borrowings	6	2,40,10,484		80,20,725	
Trade payables:					
Total outstanding dues of micro enterprises and small enterprises (Refer Note. 27.II.5)		1,82,885		1,79,130	
Total outstanding dues of creditors other than micro enterprises and small enterprises		26,33,39,721		2,70,38,728	
Other current liabilities	7	15,97,11,163		1,66,22,537	
Short-term provisions	8	1,74,81,559	46,47,25,812	1,93,16,174	7,11,77,294
<b>TOTAL</b>			<b>125,66,47,221</b>		<b>69,04,57,432</b>
<b>ASSETS</b>					
<b>Non-current assets</b>					
<b>Fixed assets</b>	9				
Tangible assets		46,34,33,723		18,11,69,794	
Intangible assets		-		-	
		46,34,33,723		18,11,69,794	
Capital work-in-progress		1,04,23,714		1,04,23,714	
		47,38,57,437		19,15,93,508	
Non-current investments	10	13,22,13,750		13,22,13,750	
Deferred tax assets (net)	11	5,89,15,797		6,67,09,296	
Long-term loans and advances	12	9,77,187		11,93,27,985	
Other non-current assets	13	5,94,55,243	72,54,19,414	-	50,98,44,539
<b>Current assets</b>					
Current Investments	14	-		3,68,75,954	
Inventories	15	10,20,311		21,85,171	
Trade receivables	16	39,59,36,923		9,30,32,900	
Cash and bank balances	17	8,85,30,385		3,75,36,214	
Short-term loans and advances	18	3,95,12,767		1,02,30,397	
Other current assets	19	62,27,421	53,12,27,807	7,52,257	18,06,12,893
<b>TOTAL</b>			<b>125,66,47,221</b>		<b>69,04,57,432</b>
<b>Summary of significant accounting policies and other explanatory information</b>	27				

Per our Report of even date

For and on behalf of the Board

For **P.V.R.K. Nageswara Rao & Co.**,  
Chartered Accountants  
Firm's Registration Number: 002283S

**A. Dinesh**  
Managing Director

**Z.P. Marshall**  
Chairman

**N. Anka Rao**  
Partner  
Membership Number: 23939  
Hyderabad  
20.05.2016

**Venkatesa Perumallu Pasumarthy**  
Chief Financial Officer

**Meenakshi Naag**  
Company Secretary

**STATEMENT OF PROFIT AND LOSS** for the year ended 31st March, 2016

(Amount in ₹)

Particulars	Note No.	For the year ended 31st March, 2016		For the year ended 31st March, 2015	
<b>REVENUE</b>					
Revenue from operations	20		68,59,90,753		63,96,73,448
Other income	21		1,62,70,384		1,01,61,998
<b>Total Revenue</b>			<b>70,22,61,137</b>		<b>64,98,35,446</b>
<b>EXPENSES</b>					
Survey and survey related expenses	22		44,96,31,089		36,22,46,099
Employee benefits expense	23		6,01,90,179		5,20,15,475
Finance costs	24		71,75,261		47,11,947
Depreciation and amortisation expense	25		5,24,32,893		4,45,70,422
Other expenses	26		2,97,20,885		3,10,08,902
<b>Total Expenses</b>			<b>59,91,50,307</b>		<b>49,45,52,845</b>
<b>Profit before tax</b>			<b>10,31,10,830</b>		<b>15,52,82,601</b>
<b>Tax expense</b>					
Current Tax		2,12,00,000		3,10,00,000	
MAT credit (entitlement)/utilisation		52,15,000		(2,22,00,000)	
Income tax adjustments of earlier years		(6,52,882)		(8,54,424)	
Deferred Tax		77,93,499	3,35,55,617	(16,26,665)	63,18,911
<b>Profit after tax</b>			<b>6,95,55,213</b>		<b>14,89,63,690</b>
<b>Earnings per equity share</b>					
(Nominal value: ₹10/- per share)					
Basic			12.34		26.44
Diluted			12.32		26.44
<b>Summary of significant accounting policies and other explanatory information</b>	27				

Per our Report of even date

For and on behalf of the Board

For **P.V.R.K. Nageswara Rao & Co.,**  
Chartered Accountants  
Firm's Registration Number: 002283S

**A. Dinesh**  
Managing Director

**Z.P. Marshall**  
Chairman

**N. Anka Rao**  
Partner  
Membership Number: 23939

**Venkatesa Perumallu Pasumarthy**  
Chief Financial Officer

**Meenakshi Naag**  
Company Secretary

Hyderabad  
20.05.2016

**CASH FLOW STATEMENT** for the year ended 31st March, 2016

(Amount in ₹)

Particulars	For the year ended 31st March, 2016	For the year ended 31st March, 2015
<b>I. CASH FLOW FROM OPERATING ACTIVITIES:</b>		
Profit before tax for the year	10,31,10,830	15,52,82,601
<i>Add/(Less): Adjustments for:</i>		
Depreciation and Amortisation Expense	5,24,32,893	4,45,70,422
Unrealised Foreign Exchange loss(net)	9,22,630	(4,24,042)
Interest Expense	11,41,685	25,05,269
Interest Income	(68,97,896)	(35,73,984)
Dividend on current investments	(28,34,866)	(32,82,155)
Provision for doubtful debts no longer required written back	-	(86,74,704)
Bad debts written off	-	86,74,704
Loss/(Profit) on Sale of Assets (Net)	(7,87,240)	1,33,249
Book Deficit on assets discarded	3,19,990	-
Loss on assets	-	89,38,651
	4,42,97,196	4,88,67,410
	14,74,08,026	20,41,50,011
<i>Add/(Less): Adjustments for Working Capital Changes:</i>		
Decrease in Inventories	11,64,860	2,84,308
(Increase)/Decrease in Trade receivables	(30,30,99,065)	13,19,22,527
(Increase)/Decrease in Other current assets	(46,22,244)	6,37,309
(Increase)/Decrease in Long-term loans and advances	(2,68,358)	6,52,326
Decrease in Other non-current asset	(5,94,55,243)	-
(Increase) in Short-term loans and advances	(2,30,185)	(48,33,150)
Increase/(Decrease) in Trade payables	23,63,04,748	(5,35,07,966)
Increase/(Decrease) in Other current liabilities	1,63,55,580	(1,50,41,277)
Increase/(Decrease) in Short-term provisions	80,980	(39,49,340)
Increase in Other long-term liabilities	2,14,22,475	-
Increase/(Decrease) in Long-term provisions	14,91,679	(45,838)
	(9,08,54,773)	5,61,18,899
Cash generated from operations	5,65,53,253	26,02,68,910
<i>Less: Direct taxes paid</i>	2,11,29,898	1,41,99,280
<b>Net Cash flow from operating activities</b>	<b>3,54,23,355</b>	<b>24,60,69,630</b>
<b>II. CASH FLOW USED IN INVESTING ACTIVITIES:</b>		
Purchase of fixed assets	(20,37,89,459)	(6,22,90,023)
Proceeds from sale of fixed assets	9,15,264	63,525
Investment in bank deposits (original maturity of more than three months)(net)	(7,29,63,626)	(19,65,614)
Investment in Current Investments	3,68,75,954	(3,68,75,954)
Dividend received on current investments	28,34,866	32,82,155
Dividend and Corporate Dividend Tax thereon paid	(1,35,63,746)	(1,31,84,791)
Recovery/(Advance) to subsidiaries	8,36,46,002	(8,36,46,002)
Interest received	60,44,976	42,31,395
<b>Net Cash used in Investing Activities</b>	<b>(15,99,99,769)</b>	<b>(19,03,85,309)</b>

**CASH FLOW STATEMENT** for the year ended 31st March, 2016 (Contd...)

(Amount in ₹)

Particulars	For the year ended 31st March, 2016	For the year ended 31st March, 2015
<b>III. CASH FLOW FROM FINANCING ACTIVITIES:</b>		
Proceeds from issue of share warrants	9,37,35,650	-
(Repayment) of long-term borrowings	(50,00,000)	-
Proceeds/(Repayment) from short-term borrowings	1,59,89,759	(3,13,05,427)
Interest Paid	(22,15,274)	(33,34,205)
<b>Net Cash Flow From Financing Activities</b>	<b>10,25,10,135</b>	<b>(3,46,39,632)</b>
IV Net increase/(Decrease) in cash and cash equivalents	(2,20,66,279)	2,10,44,689
V. Exchange difference on translation of foreign currency cash and cash equivalents	(20,272)	4,24,042
VI. Cash and cash equivalents as at the beginning of the year	2,58,17,996	43,49,265
VII. Cash and cash equivalents as at the end of the year	<b>37,31,445</b>	<b>2,58,17,996</b>

**Notes:**

- Figures in brackets indicate cash outgo.
- The above cash flow statement has been prepared under the indirect method set out in Accounting Standard -3 "Cash flow statements".
- Summary of significant accounting policies and other explanatory information (Note No.27) form an Integral part of the Cash Flow Statement.
- Previous year figures have been regrouped / reclassified to conform to current year classification.

Per our Report of even date

For and on behalf of the Board

For **P.V.R.K. Nageswara Rao & Co.,**  
Chartered Accountants  
Firm's Registration Number: 002283S

**A. Dinesh**  
Managing Director

**Z.P. Marshall**  
Chairman

**N. Anka Rao**  
Partner  
Membership Number: 23939  
Hyderabad  
20.05.2016

**Venkatesa Perumallu Pasumarthy**  
Chief Financial Officer

**Meenakshi Naag**  
Company Secretary

## NOTES TO BALANCE SHEET

### 7 SHARE CAPITAL (Amount in ₹)

Particulars	As at	
	31st March, 2016	31st March, 2015
<b>Authorised:</b>		
1,00,00,000 (Previous year: 1,00,00,000) Equity Shares of ₹10/- each	10,00,00,000	10,00,00,000
<b>Issued :</b>		
56,46,167 (Previous year: 56,46,167) Equity Shares of ₹10/- each	5,64,61,670	5,64,61,670
<b>Subscribed and fully paid up:</b>		
56,34,767 (Previous year: 56,34,767) Equity Shares of ₹10/- each	5,63,47,670	5,63,47,670
Add: Forfeited shares (Amount originally paid up)	1,36,000	1,36,000
	<b>5,64,83,670</b>	<b>5,64,83,670</b>

#### Reconciliation of the number of Equity Shares Outstanding and amount of Share Capital is set out below:

Particulars	As at 31st March, 2016		As at 31st March, 2015	
	Number	Amount	Number	Amount
Shares outstanding at the beginning of the year	56,34,767	5,63,47,670	56,34,767	5,63,47,670
Add: Shares issued during the year	-	-	-	-
Shares outstanding at the end of the year	56,34,767	5,63,47,670	56,34,767	5,63,47,670

#### The details of Shareholders holding more than 5% equity shares is set out below :

Particulars	As at 31st March, 2016		As at 31st March, 2015	
	No. of shares held	% of holding	No. of shares held	% of holding
<b>Promoters Group</b>				
Alla Dinesh	5,16,872	9.17	5,16,872	9.17

#### Terms/rights attached to equity shares:

The Company has only one class of equity shares having a par value of ₹10/- per share. Each holder of equity shares is entitled to one vote per share. The company declares and pays dividends in Indian rupees.

The amount of dividend recognised as distributions to equity shareholders for the year 2015-16 is ₹2/- per equity share (2014-15: ₹2/- per equity share).

In the event of liquidation of the Company, the holders of equity shares will be entitled to receive remaining assets of the Company, after distribution of all preferential amounts. The distribution will be in proportion to the number of equity shares held by the shareholders.

#### Terms of the Issue of Share Warrants:

7,30,000 Warrants issued and allotted to Promoter and Promoter Group on preferential basis at an issue price of ₹513.62 per Warrant on 26.11.2015, on payment of remaining amount and exercise of option for conversion within 18 months from the date of allotment in one or more tranches are convertible into one equity share of ₹10/- each at a premium of ₹503.62. The due date for exercising of the option by the respective allottee is 25th May, 2017.

## NOTES TO BALANCE SHEET

2 RESERVES AND SURPLUS		(Amount in ₹)	
Particulars	As at		As at
	31st March, 2016		31st March, 2015
<b>Capital reserve:</b>			
Share warrants forfeiture account		1,61,18,047	1,61,18,047
<b>Securities premium account</b>		18,15,04,831	18,15,04,831
<b>General reserve</b>		4,00,00,000	4,00,00,000
<b>Balance in statement of profit and loss (surplus):</b>			
As per last Balance Sheet	32,07,98,234		18,53,98,290
Add: Profit as per statement of profit and loss	6,95,55,213		14,89,63,690
Total available for allocations and appropriations	39,03,53,447		33,43,61,980
<b>Less: Allocations and appropriations:</b>			
Proposed Dividend	1,12,69,534		1,12,69,534
Provision for Corporate Dividend Tax	22,94,212	37,67,89,701	22,94,212
		<b>61,44,12,579</b>	<b>55,84,21,112</b>

3 LONG-TERM BORROWINGS		(Amount in ₹)	
Particulars	As at		As at
	31st March, 2016		31st March, 2015
Loan from a Director, related party (Unsecured)		-	50,00,000
Less: Current maturities of long-term debt (Refer Note No.27.II.10)		-	50,00,000
Rate of Interest : 14% p.a.			-
		-	-

4 OTHER LONG-TERM LIABILITIES		(Amount in ₹)	
Particulars	As at		As at
	31st March, 2016		31st March, 2015
Interest accrued but not due on borrowings		-	10,73,589
Less: Interest accrued on current maturities of long term debt		-	10,73,589
Trade Payables:			-
Total outstanding dues of micro enterprises and small enterprises (Refer Note. 27.II.5)		-	-
Total outstanding dues of creditors other than micro enterprises and small enterprises		2,14,22,475	-
		<b>2,14,22,475</b>	<b>-</b>

5 LONG-TERM PROVISIONS		(Amount in ₹)	
Particulars	As at		As at
	31st March, 2016		31st March, 2015
Provision for employee benefits		58,67,035	43,75,356
		<b>58,67,035</b>	<b>43,75,356</b>

## NOTES TO BALANCE SHEET

### 6 SHORT- TERM BORROWINGS (Amount in ₹)

Particulars	As at 31st March, 2016	As at 31st March, 2015
<b>Loans repayable on demand: (Secured)</b>		
Working capital loan from State Bank of India	2,40,10,484	80,20,725
<b>1. Nature of Security:</b>		
<b>Primary Security:</b>		
Secured by hypothecation of stocks, book debts and other chargeable current assets of the Company.		
<b>Collateral Security:</b>		
Equitable mortgage of land belonging to the Company.		
The above loan is further secured by equitable mortgage of certain immovable properties belonging to three Directors and relatives of two Directors of the Company and Cash collateral of ₹1,35,00,000/- in the form of STDR.		
<b>Guarantee</b>		
Personal Guarantees of three Directors and relatives of two Directors of the Company.		
<b>2. Rate of Interest : 3% (Previous year 3%) above Base Rate</b>		
The above loan and interest due thereon have been paid upto date and there is no default in repayment of the same during the year.		
	<b>2,40,10,484</b>	<b>80,20,725</b>

### 7 OTHER CURRENT LIABILITIES (Amount in ₹)

Particulars	As at 31st March, 2016	As at 31st March, 2015
Current maturities of long-term debt	-	50,00,000
Interest accrued but not due on borrowings	-	10,73,589
Unclaimed dividend accounts (There is no amount due and outstanding to be credited to investor education and protection fund)	12,92,234	11,75,138
Other Payables:		
Creditors for capital works	13,26,93,800	-
Statutory liabilities	83,82,818	16,06,055
Employee benefits payable	70,47,567	46,54,814
Others	1,02,94,744	31,12,941
	<b>15,97,11,163</b>	<b>1,66,22,537</b>

### 8 SHORT-TERM PROVISIONS (Amount in ₹)

Particulars	As at 31st March, 2016	As at 31st March, 2015
Provision for employee benefits	10,71,372	9,90,392
Provision for taxation (Net of prepaid taxes of ₹1,83,53,559/- (Previous year ₹2,62,37,964/-))	28,46,441	47,62,036
Proposed dividend	1,12,69,534	1,12,69,534
Provision for corporate dividend tax	22,94,212	22,94,212
	<b>1,74,81,559</b>	<b>1,93,16,174</b>

## NOTES TO BALANCE SHEET

9 FIXED ASSETS (Amount in ₹)											
SI No.	DESCRIPTION	GROSS BLOCK				DEPRECIATION / AMOTISATION				NET BLOCK	
		Cost as at 01.04.2015	Additions during the year	Deductions during the year	Total cost as at 31.03.2016	Upto 31.03.2015	For the year	On Deductions	Upto 31.03.2016	As at 31.03.2016	As at 31.03.2015
	<b>Own Assets</b>										
<b>A</b>	<b>TANGIBLE ASSETS:</b>										
1	Land	2,19,08,666	-	-	2,19,08,666	-	-	-	-	2,19,08,666	2,19,08,666
2	Buildings	14,46,800	-	-	14,46,800	2,05,355	52,112	-	2,57,467	11,89,333	12,41,445
3	Plant and Equipment	92,67,20,857	33,09,21,789	9,00,829	125,67,41,817	77,40,95,136	5,06,89,281	8,55,789	82,39,28,628	43,28,13,189	15,26,25,721
4	Electrical Fittings	1,44,112	2,61,230	-	4,05,342	1,24,582	17,829	-	1,42,411	2,62,931	19,530
5	Furniture and Fittings	16,47,631	3,10,701	-	19,58,332	11,38,496	2,68,058	-	14,06,554	5,51,778	5,09,135
6	Motor Vehicles	1,28,82,281	15,01,734	12,05,054	1,31,78,961	1,05,21,164	6,03,417	11,44,801	99,79,780	31,99,181	23,61,117
7	Office Equipment	87,68,178	13,49,477	12,60,430	88,57,225	72,79,763	3,84,809	11,97,408	64,67,164	23,90,061	14,88,415
8	Computers and Data Processing units	70,05,018	7,77,175	51,39,437	26,42,756	59,89,253	4,17,387	48,82,468	15,24,172	11,18,584	10,15,765
	<b>Sub Total</b>	<b>98,05,23,543</b>	<b>33,51,22,106</b>	<b>85,05,750</b>	<b>130,71,39,899</b>	<b>79,93,53,749</b>	<b>5,24,32,893</b>	<b>80,80,466</b>	<b>84,37,06,176</b>	<b>46,34,33,723</b>	<b>18,11,69,794</b>
<b>B</b>	<b>INTANGIBLE ASSETS:</b>										
1	Computer Software	2,21,782	-	-	2,21,782	2,21,782	-	-	2,21,782	-	-
	<b>Sub Total</b>	<b>2,21,782</b>	<b>-</b>	<b>-</b>	<b>2,21,782</b>	<b>2,21,782</b>	<b>-</b>	<b>-</b>	<b>2,21,782</b>	<b>-</b>	<b>-</b>
	<b>Grand Total</b>	<b>98,07,45,325</b>	<b>33,51,22,106</b>	<b>85,05,750</b>	<b>130,73,61,681</b>	<b>79,95,75,531</b>	<b>5,24,32,893</b>	<b>80,80,466</b>	<b>84,39,27,958</b>	<b>46,34,33,723</b>	<b>18,11,69,794</b>
	Previous Year Total	100,05,79,586	6,44,035	2,04,78,296	98,07,45,325	76,63,47,980	4,45,70,422	1,13,42,871	79,95,75,531	18,11,69,794	23,42,31,606
<b>C</b>	<b>CAPITAL WORK-IN-PROGRESS</b>	<b>1,04,23,714</b>	<b>-</b>	<b>-</b>	<b>1,04,23,714</b>	<b>-</b>	<b>-</b>	<b>-</b>	<b>-</b>	<b>1,04,23,714</b>	<b>1,04,23,714</b>

10 NON-CURRENT INVESTMENTS (Amount in ₹)		
Particulars	As at 31st March, 2016	As at 31st March, 2015
(Long-term investment)		
<b>Investment in Equity Instruments</b>		
<b>(Non Trade-Unquoted, fully paid up)</b>		
(At Cost less provision for other than temporary diminution in value, if any)		
<b>Investment in subsidiary:</b>		
1,05,036 (Previous year: 1,05,036) Shares of AED 100 each in		
Alphageo International Limited	13,22,13,750	13,22,13,750
Aggregate amount of Unquoted Investments	13,22,13,750	13,22,13,750
Aggregate Provision for diminution other than temporary in value of investments	-	-

11 DEFERRED TAX ASSET (NET) (Amount in ₹)		
Particulars	As at 31st March, 2016	As at 31st March, 2015
As per last Balance Sheet	6,67,09,296	6,50,82,631
Add/(Less): Adjustments for the year (Refer Note No.27.II.13)	(77,93,499)	16,26,665
	<b>5,89,15,797</b>	<b>6,67,09,296</b>



## NOTES TO BALANCE SHEET

### 12 LONG-TERM LOANS AND ADVANCES (Amount in ₹)

Particulars	As at 31st March, 2016	As at 31st March, 2015
(Unsecured, Considered good)		
Capital Advances	6,26,846	-
Security Deposits	3,15,679	81,179
Prepaid expenses	34,662	804
Loan to Subsidiary (Including Interest accrued)	-	8,36,46,002
MAT credit entitlement	-	3,56,00,000
	<b>9,77,187</b>	<b>11,93,27,985</b>

### 13 OTHER NON CURRENT ASSETS: (Amount in ₹)

Particulars	As at 31st March, 2016	As at 31st March, 2015
(Unsecured, Considered good)		
Long term trade receivables	5,94,55,243	-
	<b>5,94,55,243</b>	<b>-</b>

### 14 CURRENT INVESTMENTS (Amount in ₹)

Particulars	As at 31st March, 2016	As at 31st March, 2015
<b>Investment in Mutual Fund:</b>		
<b>Non Trade-Unquoted (at lower of cost and fair value)</b>		
Nil (Previous Year: 36,856) Units of ₹1,000/- each in IDFC		
Cash Fund Daily Dividend-(Direct Plan)	-	3,68,75,954
	<b>-</b>	<b>3,68,75,954</b>
Aggregate amount of Unquoted Investments	-	3,68,75,954
Aggregate Provision for diminution in value of investments	-	-

### 15 INVENTORIES (Amount in ₹)

Particulars	As at 31st March, 2016	As at 31st March, 2015
(Valued at lower of cost and net realisable value)		
Stock of stores	10,20,311	21,85,171
	<b>10,20,311</b>	<b>21,85,171</b>

### 16 TRADE RECEIVABLES (Amount in ₹)

Particulars	As at 31st March, 2016	As at 31st March, 2015
(Unsecured, considered good)		
Outstanding for a period exceeding six months from the date they became due for payment	—	—
Others	39,59,36,923	9,30,32,900
	<b>39,59,36,923</b>	<b>9,30,32,900</b>

## NOTES TO BALANCE SHEET

### 17 CASH AND BANK BALANCES

(Amount in ₹)

Particulars	As at		As at	
	31st March, 2016		31st March, 2015	
<b>Cash and cash equivalents:</b>				
Cash on hand	2,45,230		3,16,864	
Balances with banks:				
In Local Currency accounts	8,03,688		4,42,507	
In Other Currency accounts	26,82,527	37,31,445	2,50,58,625	2,58,17,996
<b>Other bank balances:</b>				
In Term deposits		8,35,06,706		1,05,33,080
(₹7,00,06,706/- held as margin money security against guarantees issued by banks and ₹1,35,00,000/- as Collateral security against Working Capital Loan with maturity period not more than twelve months)				
<b>Earmarked balances:</b>				
In Unclaimed dividend accounts		12,92,234		11,85,138
		<b>8,85,30,385</b>		<b>3,75,36,214</b>

### 18 SHORT-TERM LOANS AND ADVANCES

(Amount in ₹)

Particulars	As at		As at	
	31st March, 2016		31st March, 2015	
(Unsecured, considered good)				
Security Deposits		-		62,59,080
Prepaid expenses		65,31,759		10,12,753
Prepaid taxes		-		18,56,191
Loans and advances to employees		5,25,558		4,09,735
MAT credit entitlement		3,09,08,376		-
Other loans and advances		15,47,074		6,92,638
		<b>3,95,12,767</b>		<b>1,02,30,397</b>

### 19 OTHER CURRENT ASSETS

(Amount in ₹)

Particulars	As at		As at	
	31st March, 2016		31st March, 2015	
Interest accrued on Term deposits with Banks and others		16,05,177		7,52,257
Other receivables		46,22,244		-
		<b>62,27,421</b>		<b>7,52,257</b>

## NOTES TO STATEMENT OF PROFIT AND LOSS

### 20 REVENUE FROM OPERATIONS (Amount in ₹)

Particulars	For the year ended 31st March, 2016	For the year ended 31st March, 2015
Seismic Survey and related service income	68,06,35,751	63,96,73,448
Income from Provision of Services	53,55,002	-
	<b>68,59,90,753</b>	<b>63,96,73,448</b>

### 21 OTHER INCOME (Amount in ₹)

Particulars	For the year ended 31st March, 2016	For the year ended 31st March, 2015
Interest Income	68,97,896	35,73,984
Dividend from Current Investments	28,34,866	32,82,155
Profit on sale of assets	7,87,240	-
Gain on Sale of used spares and consumables	25,46,756	-
Net gain on foreign currency transactions and translations	28,58,084	33,05,859
Other Non-operating Income	3,45,542	-
	<b>1,62,70,384</b>	<b>1,01,61,998</b>

### 22 SURVEY AND SURVEY RELATED EXPENSES (Amount in ₹)

Particulars	For the year ended 31st March, 2016	For the year ended 31st March, 2015
Consumption of stores	54,03,736	35,02,690
Labour charges	42,64,338	70,90,883
Survey and drilling charges	40,52,35,595	30,99,72,471
Fuel	44,33,472	79,26,199
Vehicle hire charges	44,43,061	63,32,685
Equipment hire charges	55,28,603	-
Repairs to machinery	19,09,284	9,39,303
Camp rental charges	33,58,694	33,35,363
Technical consultancy charges	30,90,882	47,00,565
Camp expenses	59,27,577	1,26,59,340
Transport and handling charges	51,11,345	44,38,158
Other survey expenses	9,24,502	13,48,442
	<b>44,96,31,089</b>	<b>36,22,46,099</b>

### 23 EMPLOYEE BENEFITS EXPENSE (Amount in ₹)

Particulars	For the year ended 31st March, 2016	For the year ended 31st March, 2015
Salaries, wages and other allowances	5,71,57,369	4,89,36,003
Contribution to provident and other funds	25,85,681	26,88,163
Contribution to ESI	13,809	17,381
Staff welfare expenses	4,33,320	3,73,928
	<b>6,01,90,179</b>	<b>5,20,15,475</b>

## NOTES TO STATEMENT OF PROFIT AND LOSS

### 24 FINANCE COSTS (Amount in ₹)

Particulars	For the year ended 31st March, 2016		For the year ended 31st March, 2015	
Interest expense		11,41,685		25,05,269
Other Borrowing costs		60,33,576		22,06,678
		<b>71,75,261</b>		<b>47,11,947</b>

### 25 DEPRECIATION AND AMORTISATION EXPENSE (Amount in ₹)

Particulars	For the year ended 31st March, 2016		For the year ended 31st March, 2015	
Depreciation for the year		5,24,32,893		3,88,74,115
Depreciation adjustments pursuant to change in accounting estimate		-		56,96,307
		<b>5,24,32,893</b>		<b>4,45,70,422</b>

### 26 OTHER EXPENSES (Amount in ₹)

Particulars	For the year ended 31st March, 2016		For the year ended 31st March, 2015	
Rent		15,24,000		15,24,000
Repairs and maintenance to other assets		4,26,871		4,12,638
Directors sitting fees		1,66,111		2,01,667
Printing and stationery		11,57,098		12,05,613
Communication expenses		9,79,963		11,69,183
Travelling and conveyance		78,48,585		72,06,195
Insurance		16,47,837		15,98,028
Swachh bharat cess		20,15,971		-
Rates and taxes, excluding taxes on income		22,95,867		10,88,284
Payment to auditors (Refer Note No.27.II.19)		12,46,000		11,70,210
Professional and consultancy charges		44,34,946		29,56,041
Advertisement and publication expenses		2,14,106		2,05,884
Business promotion expenses		10,04,295		25,705
Vehicle maintenance		3,36,176		4,18,365
Loss on sale of assets (net of profit on sale of assets of ₹5,250/-)		-		1,33,249
Loss of assets		-		89,38,651
Book deficit on assets discarded		3,19,990		-
Bad debts written off	-	-	86,74,704	-
Less: Provision for doubtful debts no longer required written back	-	-	86,74,704	-
Bank charges		6,15,798		5,49,408
Miscellaneous expenses		34,87,271		22,05,781
		<b>2,97,20,885</b>		<b>3,10,08,902</b>

## NOTES TO STANDALONE FINANCIAL STATEMENTS

### 27 SUMMARY OF SIGNIFICANT ACCOUNTING POLICIES AND OTHER EXPLANATORY INFORMATION

#### I. SUMMARY OF SIGNIFICANT ACCOUNTING POLICIES

##### A. Basis of preparation

The financial statements have been prepared in accordance with the generally accepted accounting principles in India under the historical cost convention on an accrual basis in compliance with all material aspects of the Accounting Standards specified under Section 133 of the Companies Act, 2013 ("the Act"), read with Rule 7 of the Companies (Accounts) Rules, 2014, other pronouncements of the Institute of Chartered Accountants of India and the relevant provisions of the Act and also the guidelines issued by the Securities and Exchange Board of India (SEBI).

The accounting policies have been consistently applied by the Company and are consistent with those used in the previous year. The financial statements are presented in Indian rupees rounded off to the nearest rupee.

All assets and liabilities have been classified as current or non-current as per the Company's normal operating cycle and other criteria set out in Schedule III to the Act. Being service provider, the Company has assumed its operating cycle as 12 months for the purpose of current/non-current classification of assets and liabilities.

##### B. Use of estimates

The preparation of financial statements in conformity with generally accepted accounting principles requires the management to make estimates and assumptions that affect the reported amounts of assets and liabilities and disclosure of contingent liabilities on the date of financial statements and reported amounts of revenues and expenses for the year. Although these estimates are based upon management's best knowledge of current events and actions, actual results could differ from these estimates. Difference between actual results and estimates are recognised in the period in which the results are known / materialised and the difference is classified in statement of Profit and Loss using the same classification as was used previously for the estimate.

##### C. Tangible assets and depreciation

- i) Tangible fixed assets are stated at historical cost less accumulated depreciation thereon and impairment losses, if any. Historical cost is inclusive of freight, duties and taxes and incidental expenses related to acquisition.
- ii) Depreciation is charged on straight line basis so as to write off the depreciable amount of the asset over the useful lives specified in Schedule II to the Act. The useful life of the assets are periodically reviewed and re-determined based on a technical evaluation and expected use and the unamortised depreciable amount is charged over the remaining useful life of such assets. In certain cases, the useful life of assets so determined being different from the useful life as specified under Part C of Schedule II of the Act, are as given below:

Nature of Asset	Useful Life
Machinery in the nature of Geophone strings and cables	5 Years
Machinery in the nature of equipment used for Seismic Survey	5 Years

##### D. Intangible assets and amortisation

Cost relating to an acquired Intangible asset is being capitalised and being amortised over the period of its estimated useful life.

##### E. Impairment of assets

The Company assesses at each balance sheet date whether there is any indication that an asset may be impaired. If any such indication exists, the Company estimates the recoverable amount of the asset. If such recoverable amount of the asset or the recoverable amount of the cash generating unit to which the asset belongs is less than its carrying amount, the carrying amount is reduced to its recoverable amount. The reduction is treated as an impairment loss and is recognised in the statement of profit and loss. If at the balance sheet date there is an indication that if a previously assessed impairment loss no longer exists, the recoverable amount is reassessed and the asset is reflected at the recoverable amount subject to a maximum of amortised historical cost.

##### F. Foreign exchange transactions

Transactions in Foreign Exchange, other than those covered by forward contracts are accounted for at the exchange rate prevailing on

## NOTES TO STANDALONE FINANCIAL STATEMENTS

### 27 SUMMARY OF SIGNIFICANT ACCOUNTING POLICIES AND OTHER EXPLANATORY INFORMATION

the date of transactions. Exchange differences arising on foreign currency transactions settled during the year are recognised in the Statement of Profit and Loss.

Monetary assets and liabilities denominated in foreign currencies as at the balance sheet date other than those covered by forward contracts are translated at the year end rates. The resultant exchange differences are recognised in the Statement of Profit and Loss.

Non-monetary assets and liabilities are recorded at the rates prevailing on the date of the transaction.

#### G. Investments

- i. Investments that are readily realisable and intended to be held for not more than one year from the date on which such investments are made, are classified as current investments. All other investments are classified as long term investments.
- ii. Current investments are carried at lower of cost and fair value determined on individual investment basis.
- iii. Long-term investments are carried at cost of acquisition. Provision is made for diminution, other than temporary, in the value of investments.
- iv. On disposal of an investment, the difference between its carrying amount and net disposal proceeds is charged or credited to the Statement of Profit and Loss.

#### H. Inventories

Stock of Stores is valued at lower of cost and net realisable value. Cost is determined considering the cost of purchase and other costs incurred for acquisition and on the basis of first in first out method (FIFO).

#### I. Taxes on income

- i. Tax expenses is the aggregate of current income tax, MAT credit entitlement/utilisation and deferred income tax charge / (credit) for the year.
- ii. Current income tax:  
The provision for taxation is based on assessable profits of the Company as determined under the Income Tax Act, 1961. The Company also provides for such disallowances made on completion of assessment pending appeals, as considered appropriate depending on the merits of each case.
- iii. Deferred income tax:  
Deferred income taxes are recognised for the future tax consequences attributable to timing differences between the financial statement determination of income and their recognition for tax purposes. The effect on deferred tax assets and liabilities of a change in tax rates is recognised using the tax rates and tax laws that have been enacted or substantively enacted by the balance sheet date. Deferred tax assets are recognised and carried forward only to the extent that there is a reasonable certainty or virtual certainty, as the case may be, that sufficient future taxable income will be available against which such deferred tax assets can be realised.
- iv. Minimum Alternate Tax (MAT) Credit:  
MAT credit is recognised, as an Asset only when and to the extent there is convincing evidence that the Company will pay normal income tax during the specified period. In the year in which the Minimum Alternative tax (MAT) credit becomes eligible to be recognised as an asset in accordance with the recommendation contained in Guidance Note issued by the Institute of Chartered Accountants of India, the said asset is created by way of a credit to the Statement of profit and loss and shown as MAT Credit Entitlement. The Company reviews the same at each balance sheet date and writes down the carrying amount of MAT Credit Entitlement to the extent there is no longer convincing evidence to the effect that Company will pay normal Income Tax during the specified period.

#### J. Proposed dividend

Proposed Dividend as proposed by the Board of Directors is provided in the books of account, pending approval at the Annual General Meeting.

## NOTES TO STANDALONE FINANCIAL STATEMENTS

### 27 SUMMARY OF SIGNIFICANT ACCOUNTING POLICIES AND OTHER EXPLANATORY INFORMATION

#### K. Leases

Lease of assets under which all the risks and rewards of ownership are effectively retained by the lessor are classified as operating leases. Lease payments under operating leases are recognised as an expense on straight line basis over the period of lease.

#### L. Borrowing costs

Borrowing costs attributable to the acquisition of qualifying asset are capitalised as part of cost of such asset till such time as the asset is ready for its intended use. Other borrowing costs are recognised as expense for the period.

#### M. Earnings per share

- i) The basic earnings per share (EPS) is calculated by dividing the net profit or loss for the year attributable to equity shareholders by the weighted average number of equity shares outstanding during the year.
- ii) For the purpose of calculating diluted earnings per share, the net profit or loss for the year attributable to equity shareholders and the weighted average number of equity shares outstanding during the year are adjusted for the effects of all dilutive potential equity shares.

#### N. Employee benefits

##### Defined contribution plans:

Provident Fund: Contribution to Provident Fund is made at the prescribed rates to the Employees Provident Fund Scheme by the Central Government and is charged to the Statement of Profit and Loss

##### Defined benefit plans:

- i) **Gratuity:** The Company makes contribution to a scheme administered by the Life Insurance Corporation of India ('LIC') to discharge its gratuity liabilities to the employees. Annual contribution to the fund as determined by the LIC is expensed in the year of contribution. The shortfall between the accumulated funds available with LIC and liability as determined on the basis of an actuarial valuation using projected unit credit method is provided for at the year end. The Actuarial gains/losses are immediately taken to Statement of Profit and Loss.
- ii) **Leave encashment:** The Company records its unavailed leave liability based on actuarial valuation using projected unit credit method.

##### Short term employee benefits

Short term employee benefits are recognised as an expense as per the Company's scheme based on expected obligation on undiscounted basis.

State Plans: Employer's contribution to Employee's State Insurance is charged to Statement of Profit and Loss.

#### O. Revenue recognition

Revenue from services is recognised as per the terms of the contracts with customers when the related services are performed or the agreed milestones are achieved.

Interest income is recognised on a time proportion basis taking into account the amount outstanding and the rate applicable.

Dividend on investments is recognised as and when the right to receive the same is established.

#### P. Provisions, Contingent liabilities and Contingent assets

Provision, involving substantial degree of estimation in measurement, are recognised when there is a present obligation as a result of past events and it is probable that there will be an outflow of resources. Contingent Liabilities, which are possible or present obligations that may but probably will not require outflow of resources, are not recognised but are disclosed in the explanatory information to the financial statements. Contingent Assets are neither recognised nor disclosed in the financial statements.

#### Q. Cash and cash equivalents

Cash and cash equivalents for the purpose of cash flow statement comprise cash at bank and in hand and short-term investments with an original maturity of three months or less.

## NOTES TO STANDALONE FINANCIAL STATEMENTS

### 27 SUMMARY OF SIGNIFICANT ACCOUNTING POLICIES AND OTHER EXPLANATORY INFORMATION

#### II. OTHER EXPLANATORY INFORMATION

##### 1. Corporate Information:

Alphageo (India) Limited (the Company or AGIL) is a public limited company incorporated under the provisions of erstwhile Companies Act, 1956 having its registered office at Hyderabad in the state of Telangana, India. The Equity Shares of the Company are listed with Stock Exchanges in India viz., BSE Limited, Mumbai and the National Stock Exchange of India Limited, Mumbai.

The Company is a leading service provider of 2 Dimensional and 3 Dimensional Seismic Data Acquisition, Processing and Interpretation Services for Oil Exploration and Production Entities. The Company possesses an experience of working in difficult terrains while respecting local socio-economic realities and environment.

- Previous year figures have been regrouped/ recast/ rearranged wherever necessary to conform to current year classification.
- In the opinion of the Board, all assets other than fixed assets and non-current investments have a value on realisation in the ordinary course of business atleast equal to the amount at which they are stated and provision for all known liabilities have been made.

##### 4. Disclosure on utilisation of proceeds of preferential issues in terms of SEBI (ICDR) Regulation 2009:

In pursuance of approval, under Section 62(1)(c), Section 42 and other applicable provisions of the Companies Act 2013 and the Rules made thereunder, of the Members at the Extra Ordinary General Meeting held on 11th November, 2015 and in compliance with SEBI (Issue of Capital And Disclosure Requirements) Regulations, 2009 and applicable laws, rules and regulations, the Company has issued and allotted, to promoter and promoter group on preferential basis, 7,30,000 Warrants of ₹513.62 each (issue price) convertible into One Equity Share of ₹10/- each at the option of the Allottees with in a period of 18 months from the date of allotment subject to fulfillment of terms of the issue and is in receipt of 25% of the issue price amounting to ₹9,37,35,650/- as allotment money on these warrants. The Proceeds thus received have been utilised in total in terms of one of the objects of issue viz., for financing the capital expenditure of the Company.

##### 5. Dues of the Micro and Small Enterprises:

Information pertaining to Micro and Small Enterprises as required to be disclosed under the Micro, Small and Medium Enterprises Development Act, 2006 (Act) is given below and dues of micro and small enterprises has been determined to the extent such parties have been identified on the basis of information available with the Company and relied on by the auditors:

(Amount in ₹)

Particulars	2015-16	2014-15
Principal Amount remaining unpaid as on 31st March.	1,82,885	1,79,130
Interest due thereon as on 31st March.	NIL	NIL
Interest paid by the Company in terms of Section 16 of Micro, Small and Medium Enterprise Development Act, 2006, along with the amount of payment made to the supplier beyond the appointed day during the year.	NIL	NIL
Interest due and payable for the period of delay in making payment (which have been paid but beyond the appointed day during the year) but without adding the interest specified under the Act.	NIL	NIL
Interest accrued and remaining unpaid as at 31st March.	NIL	NIL
Further interest remaining due and payable even in the succeeding years, until such date when the interest dues as above are actually paid to the small enterprise for the purpose of disallowance as a deductible expenditure under section 23 of the Act.	NIL	NIL



## NOTES TO STANDALONE FINANCIAL STATEMENTS

### 27 SUMMARY OF SIGNIFICANT ACCOUNTING POLICIES AND OTHER EXPLANATORY INFORMATION

#### 6. Disclosures pursuant to the Regulation 34(3) read with para A of Schedule V to SEBI Listing Regulations, 2015:

##### (i) Loans and advances in the nature of loans to subsidiaries: (Amount in ₹)

Particulars	Balance as on		Maximum Balance Outstanding during the year	
	31.03.2016	31.03.2015	2015-16	2014-15
Alphageo International Limited	-	8,13,68,040	8,13,68,040	8,13,68,040

##### (ii) Investment by the loanees in the shares of the Company:

The loanees have not made any investment in the Shares of the Company

#### 7. Derivative Instruments:

- There are no foreign currency exposures that are covered by derivative instruments as on 31.03.2016 (As on 31.03.2015: ₹ Nil).
- The details of foreign currency exposures that are not hedged by any derivative instruments or otherwise are as under:

Particulars	As on 31.03.2016		As on 31.03.2015	
	Amount in Foreign Currency US\$	Equivalent Amount in Indian Currency	Amount in Foreign Currency US\$	Equivalent Amount in Indian Currency
	Payable for supply of equipment	20,00,000	13,26,65,800	--
Payables for services	73,386	48,67,906	--	--
Loans and advances	9,450	6,26,846	14,36,395	8,99,05,082
Receivable for services rendered	8,64,892	5,73,70,799	--	--

#### 8. Employee Benefits:

The disclosures required under Accounting Standard 15 "Employee Benefits": (Amount in ₹)

Particulars	2015-16	2014-15
<b>i. Defined Contribution Schemes</b>		
Employer's Contribution to Provident Fund	25,85,681	18,62,839
<b>ii. State Plans</b>		
Employer's Contribution to State Insurance Scheme	13,809	17,381

##### iii. Defined Benefit Plans

The present value of obligation in respect of Provision for Payment of Gratuity and Leave encashment is determined, based on actuarial valuation using the Projected Unit Credit Method, which recognises each period of service as giving rise to additional unit of employee benefit entitlement and measures each unit separately to build up the final obligation, recognised and charged off during the year are as detailed below:

##### A. (i) Gratuity

Particulars	2015-16	2014-15
<b>i) Components of Employer Expense</b>		
Current Service Cost	6,04,458	4,81,834
Interest Cost on benefit obligation	5,26,177	4,36,110
Return on Plan Assets	(5,37,601)	(4,44,904)
Actuarial (gain)/loss	5,10,788	3,50,171
Premium Expenses	7,643	2,113
Net benefit expense	11,11,465	8,25,324

## NOTES TO STANDALONE FINANCIAL STATEMENTS

### 27 SUMMARY OF SIGNIFICANT ACCOUNTING POLICIES AND OTHER EXPLANATORY INFORMATION

#### 8. Employee Benefits: (contd...)

##### iii. Defined Benefit Plans

##### A. (i) Gratuity

(Amount in ₹)

Particulars	2015-16	2014-15
ii) Actual Return on Plan Assets	(5,37,601)	(4,44,904)
iii) Net Asset / Liability recognised in Balance Sheet		
Defined Benefit Obligation	82,18,640	65,77,217
Fair Value Of Plan Assets	(71,14,090)	(63,24,838)
Status (Surplus)/Deficit	11,04,550	2,52,379
Unrecognised Past Service Cost	--	--
Net (Asset)/Liability recognised in Balance Sheet	11,04,550	2,52,379
iv) Change in Present Value of Obligation		
At the beginning of the year	65,77,217	54,51,371
Current Service Cost	6,04,458	4,81,834
Interest Cost	5,26,177	4,36,110
Actuarial (gain)/loss	5,10,788	3,50,171
Benefits paid	--	(1,42,269)
At the end of the year	82,18,640	65,77,217
v) Changes in Fair Value of Plan Assets		
Opening Fair Value of Plan Assets	63,24,838	41,49,486
Expected Return	5,37,601	4,44,904
Contributions	2,59,294	18,74,830
Premium Expenses	(7,643)	(2,113)
Benefits Paid	--	(1,42,269)
Actuarial Gain/ Loss	--	--
Closing Fair value of Plan Assets	71,14,090	63,24,838
vi) Movement in Balance Sheet		
Opening Liability	2,52,379	13,01,885
Expenses as above	11,11,465	8,25,324
Contribution Paid	(2,59,294)	(18,74,830)
Closing Liability	11,04,550	2,52,379
vii) Actuarial assumptions:		
Mortality Table (L.I.C)	2006-08	2006-08
Discount rate (per annum)	8%	8%
Attrition Rate (per annum)	4%	4%
Rate of escalation in salary (per annum)	4%	4%

##### A. (ii) Amounts recognised in current and previous four years

(Amount in ₹)

Particulars	31st March, 2016	31st March, 2015	31st March, 2014	31st March, 2013	31st March, 2012
<b>Gratuity</b>					
Defined Benefit Obligation	82,18,640	65,77,217	54,51,371	54,97,188	46,54,136
Plan Assets	71,14,090	63,24,838	41,49,486	37,14,224	36,42,548
(Surplus)/Deficit	11,04,550	2,52,379	13,01,885	17,82,964	10,11,588
Experience Adjustments in Plan Liabilities	--	--	--	--	--
Experience Adjustments in Plan Assets	--	--	--	--	--

## NOTES TO STANDALONE FINANCIAL STATEMENTS

### 27 SUMMARY OF SIGNIFICANT ACCOUNTING POLICIES AND OTHER EXPLANATORY INFORMATION

#### 8. Employee Benefits: (contd...)

##### iii. Defined Benefit Plans

##### B. Leave Encashment (Unfunded)

(Amount in ₹)

Particulars	2015-16	2014-15
<b>i) Statement of Profit and Loss</b>		
Current Service Cost	6,86,623	1,73,534
Interest Cost on benefit obligation	66,350	19,763
Actuarial (gain)/loss	1,13,702	3,99,526
Past Services cost	--	--
Net benefit expense	8,66,675	5,92,823
<b>ii) Balance Sheet</b>		
At the beginning of the year	8,29,369	2,47,041
Current Service Cost	6,86,623	1,73,534
Interest Cost	66,350	19,763
Actuarial (gain)/loss	1,13,702	3,99,526
Benefits paid	--	(10,495)
At the end of the year	16,96,044	8,29,369
<b>iii) Actuarial assumptions:</b>		
Mortality Table (L.I.C)	2006-08	2006-08
Discount rate (per annum)	8%	8%
Attrition Rate (per annum)	4%	4%
Rate of escalation in salary (per annum)	4%	4%

The estimates of rate of escalation in salary considered in actuarial valuation, is determined taking into account inflation, seniority, promotion and other relevant factors including supply and demand in the employment market. The above information is as certified by the actuary.

#### 9. Segmental Reporting:

As the Company's business consists of one reportable business and geographical segment of Seismic Data Acquisition and its related services within India, no separate disclosures pertaining to attributable revenues, profits, assets, liabilities and capital employed are considered necessary.

#### 10. Related Party Transactions:

The details of transactions with the related parties as defined in the Accounting Standard AS-18 "Related Party Disclosures":

I. List of Related Parties with whom transactions have taken place and nature of relationships:	Transactions during the year (Yes/No)
<b>a. Key Management Personnel</b>	
Dinesh Alla	Yes
Savita Alla	Yes
<b>b. Relatives of Key Management Personnel</b>	
Rajesh Alla	Yes
Hemavathi Alla	Yes
Kamala Alla Rajupet	Yes
Mrudula Alla	Yes
Sashank Alla	Yes
Anisha Alla	Yes
<b>c. Concern in which Key Management Personnel have substantial interest (Significant interest):</b>	
Dinesh Alla (HUF)	Yes

## NOTES TO STANDALONE FINANCIAL STATEMENTS

### 27 SUMMARY OF SIGNIFICANT ACCOUNTING POLICIES AND OTHER EXPLANATORY INFORMATION

#### 10. Related Party Transactions: (contd...)

I. List of Related Parties with whom transactions have taken place and nature of relationships:	Transactions during the year (Yes/No)
d. Concerns in which the Relatives of Key Management Personnel have substantial interest (Significant interest):	
Aquila Drilling Private Limited	Yes
Transducers and Controls Private Limited	No
Rajesh Alla (HUF)	Yes
IIC Technologies Limited	Yes
IIC Academy Private Limited	No
IIC Geosurveys Private Limited	No
e. Subsidiary:	
Alphageo International Limited	Yes
f. Step-down subsidiary:	
Alphageo DMCC	Yes

(Amount in ₹)

II. Details of Transactions		2015-16		2014-15	
SL. No.	Nature of Relation/Nature of Transactions	Amount of Transaction	Amount outstanding as on 31.03.2016	Amount of Transaction	Amount outstanding as on 31.03.2015
<b>1</b>	<b>Key Management Personnel:</b>				
	Remuneration	1,04,92,523	11,54,111 (Credit)	68,46,489	4,03,710 (Credit)
	Dividend Paid	15,44,864	--	7,43,144	--
	Interest on Loan	3,74,336	--	20,92,329	10,73,589 (Credit)
	Acceptance of Loan	1,50,00,000	--	--	50,00,000 (Credit)
	Repayment of Loan	2,00,00,000	--	1,00,00,000	--
	Amount received on Share Warrants	6,09,92,375	--	--	--
<b>2</b>	<b>Relatives of the Key Management Personnel:</b>				
	Sitting Fees	43,611	--	77,777	--
	Rent	1,20,000	34,550 (Credit)	1,20,000	6,910 (Credit)
	Dividend Paid	19,83,068	--	27,56,584	--
	Amount received on Share Warrants	96,30,375	--	--	--
<b>3</b>	<b>Concerns in which Key Management Personnel has Substantial Interest:</b>				
	Rent	9,00,000	2,02,500 (Credit)	9,00,000	67,500 (Credit)
	Dividend Paid	3,77,800	--	3,77,800	--
<b>4</b>	<b>Concerns in which Relative of the Key Management Personnel has Substantial Interest:</b>				
	Survey/Drilling Charges	84,69,300	--	7,27,24,400	2,02,66,952 (Credit)
	Dividend Paid	7,32,478	--	7,32,478	--
	Acceptance of Loan	1,50,00,000	--	--	--
	Repayment of Loan	1,50,00,000	--	--	--
	Interest on Loan	1,91,803	--	--	--
	Professional Charges	3,60,000	--	--	--
	Security Charges	3,60,000	--	--	--
	Amount received on Share Warrants	2,31,12,900	--	--	--
	Rent	3,00,000	1,12,500 (Credit)	3,00,000	22,500 (Credit)

## NOTES TO STANDALONE FINANCIAL STATEMENTS

### 27 SUMMARY OF SIGNIFICANT ACCOUNTING POLICIES AND OTHER EXPLANATORY INFORMATION

#### 10. Related Party Transactions: (contd...)

(Amount in ₹)

II. Details of Transactions		2015-16		2014-15	
SL. No.	Nature of Relation/Nature of Transactions	Amount of Transaction	Amount outstanding as on 31.03.2016	Amount of Transaction	Amount outstanding as on 31.03.2015
5	<b>Subsidiary</b>				
	Loan given	--	--	8,13,68,040	
	Loan given received back	8,13,68,040	--	--	8,13,68,040
	Interest Income	45,46,414	--	22,77,962	22,77,962
	Income from provision of services	53,55,002	--	--	--
6	<b>Step-down subsidiary</b>				
	Sale of used equipment	6,40,264	--	--	--
	Sale of used consumables	25,46,756	--	--	--
	Equipment hire charges	48,72,167	48,67,906	--	--

#### iii. Disclosure in respect of transactions which are more than 10% of the total transactions of the same type with related parties during the year:

(Amount in ₹)

Nature of Transaction	Name of the Related Party	2015-16	2014-15
Remuneration*	Dinesh Alla	87,09,692	68,46,489
	Savita Alla	17,82,831	--
Interest on Loan Taken	Dinesh Alla	3,74,336	20,92,329
	Aquila Drilling Private Limited	1,91,803	--
Repayment of Loan	Dinesh Alla	2,00,00,000	1,00,00,000
	Aquila Drilling Private Limited	1,50,00,000	--
Acceptance of Loan	Dinesh Alla	1,50,00,000	--
	Aquila Drilling Private Limited	1,50,00,000	--
Sitting Fees	Rajesh Alla	43,611	44,445
	Savita Alla	--	33,332
Drilling Charges	Aquila Drilling Private Limited	84,69,300	7,27,24,400
Amount received on Share Warrants	Dinesh Alla	4,17,31,625	--
	Aquila Drilling Private Limited	2,31,12,900	--
	Sashank Alla	64,20,250	--
	Savita Alla	1,92,60,750	--
	Anisha Alla	32,10,125	--
Rent	Dinesh Alla (HUF)	9,00,000	9,00,000
	Rajesh Alla (HUF)	3,00,000	3,00,000
Sale of used equipment	Alphageo DMCC	6,40,264	--
Sale of used consumables	Alphageo DMCC	25,46,756	--
Equipment hire charges	Alphageo DMCC	48,72,167	--
Dividend Paid	Dinesh Alla	10,61,948	7,43,144
	Kamala Alla Rajupet	4,58,332	7,48,932
	Savita Alla	4,82,916	4,82,916
	Aquila Drilling Private Limited	5,59,812	5,59,812
Loan Given	Alphageo International Limited	--	8,13,68,040
Loan Given Received Back	Alphageo International Limited	8,13,68,040	--
Interest Income	Alphageo International Limited	45,46,414	22,77,962
Income from provision of Services	Alphageo International Limited	53,55,002	--
Professional charges	IIC Technologies Limited	3,60,000	--
Security charges	IIC Technologies Limited	3,60,000	--

\*Note: As gratuity and leave encashment are computed for all the employees in aggregate, the amounts relating to the Key Managerial Personnel cannot be individually identified.

## NOTES TO STANDALONE FINANCIAL STATEMENTS

### 27 SUMMARY OF SIGNIFICANT ACCOUNTING POLICIES AND OTHER EXPLANATORY INFORMATION

#### 11. Leases:

The Company has various operating leases for Office and other premises that are renewable on a periodic basis by mutual consent on mutually agreeable terms and cancellable at its option. Rental/lease expenses for operating leases recognised in the Statement of Profit and Loss for the year is ₹36,85,886/- (Previous Year ₹23,96,004/-).

#### 12. Earnings Per Share:

(Amount in ₹)

Particulars	2015-16	2014-15
The Numerator and Denominator used to calculate Earnings Per Share:		
A Earnings attributable to Equity shareholders	6,95,55,213	14,89,63,690
<b>B Number of Shares:</b>		
Weighted average number of Equity shares outstanding for Basic EPS during the year (Nos.)	56,34,767	56,34,767
Weighted average number of Equity shares outstanding for Diluted EPS during the year (Nos.)	56,46,227	--
Nominal Value of Equity Share	10	10
C Earnings per share – Basic	12.34	26.44
– Diluted	12.32	26.44

#### 13. Deferred Income Tax:

The movement of provision for deferred tax for the year ended 31.03.2016 is as given below:

(Amount in ₹)

Particulars	As at 01.04.2015	(Charge)/Credit For the year	As at 31.03.2016
<b>Deferred Tax Asset:</b>			
Depreciation on Assets	6,48,52,318	(83,37,765)	5,65,14,553
Expenses allowable on the basis of Payment	18,56,978	5,44,266	24,01,244
<b>Total</b>	<b>6,67,09,296</b>	<b>(77,93,499)</b>	<b>5,89,15,797</b>

#### 14. Details of Revenue from operations:

(Amount in ₹)

Particulars	2015-16	2014-15
Seismic Survey and Related services	68,06,35,751	63,96,73,448
Income from Provision of Services	53,55,002	--
<b>Total</b>	<b>68,59,90,753</b>	<b>63,96,73,448</b>

#### 15. Value of Imports Calculated on C.I.F Basis:

(Amount in ₹)

Particulars	2015-16	2014-15
Capital Goods	32,64,17,847	--
Components and Spare parts	1,05,851	8,31,086

#### 16. Expenditure in foreign currency (on accrual basis):

(Amount in ₹)

Particulars	2015-16	2014-15
Salaries and allowances (Net of Tax)	--	11,72,386
Travelling Expenses	11,37,878	22,04,641
Technical Consultancy Charges (Net of Tax)	19,39,219	7,79,771
Equipment Hire Charges	48,72,167	--
Membership Fees	4,36,965	--

## NOTES TO STANDALONE FINANCIAL STATEMENTS

### 27 SUMMARY OF SIGNIFICANT ACCOUNTING POLICIES AND OTHER EXPLANATORY INFORMATION

#### 17. Remittance of Dividend in Foreign Currency: (Amount in ₹)

Particulars	2015-16	2014-15
Number of Non-resident share holders	7	7
Number of shares	1800	1800
Amount	3600	3600
Year to which it relates	2014-15	2013-14

#### 18. Earnings in foreign exchange (on accrual basis): (Amount in ₹)

Particulars	2015-16	2014-15
Seismic Survey and Related services income (including service tax)	5,75,65,841	29,43,71,066
Income from provision of services	53,55,002	--
Interest income	45,46,414	22,77,962
Sale of used equipment	6,40,264	--
Sale of used spares and consumables	25,46,756	--

#### 19. Details of payment to auditors: (Amount in ₹)

Particulars	2015-16	2014-15
As Auditor	5,00,000	5,00,000
For Tax Audit	2,50,000	2,00,000
For Quarterly reviews	2,50,000	1,95,000
For Taxation matters	75,000	60,000
For Other services	1,60,000	2,05,000
For Reimbursement of expenses	11,000	10,210
<b>Total</b>	<b>12,46,000</b>	<b>11,70,210</b>

#### 20. Corporate social responsibility (CSR):

- (a) Gross amount required to be spent by the Company during the year ₹ Nil.
- (b) Amount spent during the year ₹ Nil.

Per our Report of even date

For **P.V.R.K. Nageswara Rao & Co.,**  
Chartered Accountants  
Firm's Registration Number: 002283S

**N. Anka Rao**  
Partner  
Membership Number: 23939  
Hyderabad  
20.05.2016

For and on behalf of the Board

**A. Dinesh**  
Managing Director

**Venkatesa Perumallu Pasumarthy**  
Chief Financial Officer

**Z.P. Marshall**  
Chairman

**Meenakshi Naag**  
Company Secretary



## Consolidated Financial Statements





## INDEPENDENT AUDITOR'S REPORT

To  
The Members of  
**ALPHAGEO (INDIA) LIMITED**

### **Report on the Consolidated Financial Statements**

We have audited the accompanying consolidated financial statements of **ALPHAGEO (INDIA) LIMITED** ("hereinafter referred to as the Holding Company") and its subsidiaries (the Holding Company and its subsidiaries together referred to as "the Group"); (Refer Note No.26.11.4 to the attached consolidated financial statements), comprising of the consolidated Balance Sheet as at 31st March, 2016, the consolidated Statement of Profit and Loss, the consolidated Cash Flow Statement for the year then ended, and a summary of significant accounting policies and other explanatory information prepared based on the relevant records (hereinafter referred to as "the Consolidated Financial Statements").

### **Management's Responsibility for the Consolidated Financial Statements**

The Holding Company's Board of Directors is responsible for the preparation of these consolidated financial statements in terms of the requirements of the Companies Act, 2013 (hereinafter referred to as "the Act") that give a true and fair view of the consolidated financial position, consolidated financial performance and consolidated cash flows of the Group in accordance with accounting principles generally accepted in India including the Accounting Standards specified under Section 133 of the Act read with Rule 7 of the Companies (Accounts) Rules, 2014. The Holding Company's Board of Directors is also responsible for ensuring accuracy of records including financial information considered necessary for the preparation of Consolidated Financial Statements. The respective Board of Directors of the companies included in the Group are responsible for maintenance of adequate accounting records in

accordance with the provisions of the Act for safeguarding the assets of the Group and for preventing and detecting frauds and other irregularities; the selection and application of appropriate accounting policies; making judgements and estimates that are reasonable and prudent; and the design, implementation and maintenance of adequate internal financial controls, that were operating effectively for ensuring the accuracy and completeness of the accounting records, relevant to the preparation and presentation of the financial statements that give a true and fair view and are free from material misstatement, whether due to fraud or error, which has been used for the purpose of preparation of the consolidated financial statements by the Directors of the Holding Company, as aforesaid.

### **Auditors' Responsibility**

Our responsibility is to express an opinion on these consolidated financial statements based on our audit. While conducting the audit, we have taken into account the provisions of the Act and the Rules made thereunder including the accounting standards and matters which are required to be included in the audit report.

We conducted our audit in accordance with the Standards on Auditing specified under Section 143(10) of the Act and other applicable authoritative pronouncements issued by the Institute of Chartered Accountants of India. Those Standards and pronouncements require that we comply with ethical requirements and plan and perform the audit to obtain reasonable assurance about whether the consolidated financial statements are free from material misstatement.

An audit involves performing procedures to obtain audit evidence about the amounts and disclosures in the consolidated financial statements. The procedures selected depend on the auditors' judgement, including the assessment of the risks of material misstatement of the consolidated financial statements, whether due to fraud or error. In making those risk assessments, the auditor considers internal financial control relevant to the Holding Company's preparation of the consolidated financial statements that give a true and fair view, in order to design audit procedures that are appropriate in the circumstances. An audit also includes evaluating the appropriateness of the accounting policies used and the reasonableness of the accounting estimates made by the Holding Company's Board of Directors, as well as evaluating the overall presentation of the consolidated financial statements.

We believe that the audit evidence obtained by us and the audit evidence obtained by the other auditors in terms of their reports referred to in the Other Matters paragraph below, is sufficient and appropriate to provide a basis for our audit opinion on the consolidated financial statements.

#### **Opinion**

In our opinion and to the best of our information and according to the explanations given to us, the aforesaid consolidated financial statements give the information required by the Act in the manner so required and give a true and fair view in conformity with the accounting principles generally accepted in India of the consolidated state of affairs of the Group as at 31st March, 2016, and their consolidated profit and their consolidated cash flows for the year ended on that date.

#### **Other Matter**

We did not audit the financial statements of two subsidiaries whose financial statements reflect total assets of ₹45,46,03,767/- and net assets of ₹43,63,86,298/- as at March 31, 2016, total revenue of ₹22,00,80,395/-, net profit of ₹4,37,52,814/- and net cash flows amounting to ₹2,57,35,007/- for the year ended on that date, as considered in the consolidated financial statements. These financial statements have been audited by other auditors whose reports have been furnished to us by the Management, and our opinion on the consolidated financial statements insofar as it relates to the amounts and disclosures included in respect of these subsidiaries and our report in terms of sub-sections (3) and (11) of Section 143 of the Act insofar as it relates to the aforesaid subsidiaries is based solely on the reports of the other auditors.

Our opinion on the consolidated financial statements is not modified in respect of the above matter with respect to our reliance on the work done and the reports of the other auditors.

**For P.V.R.K. Nageswara Rao & Co.,**

*Chartered Accountants*

Firm's Registration Number: 002283S

**N. Anka Rao**

*Partner*

Membership Number: 23939

Hyderabad

20.05.2016

**CONSOLIDATED BALANCE SHEET** as at 31st March, 2016

(Amount in ₹)

Particulars	Note No.	As at 31st March, 2016		As at 31st March, 2015	
<b>EQUITY AND LIABILITIES</b>					
<b>Shareholders' funds</b>					
Share capital	1	5,64,83,670		5,64,83,670	
Reserves and surplus	2	90,75,19,612		78,18,07,906	
Money received against share warrants		9,37,35,650	105,77,38,932	-	83,82,91,576
<b>Non-current liabilities</b>					
Long-term borrowings	3	-		-	
Other long term liabilities	4	2,14,22,475		-	
Long-term provisions	5	58,67,035	2,72,89,510	43,75,356	43,75,356
<b>Current liabilities</b>					
Short-term borrowings	6	2,40,10,484		80,20,725	
Trade payables:					
Total outstanding dues of micro enterprises and small enterprises		1,82,885		1,79,130	
Total outstanding dues of creditors other than micro enterprises and small enterprises		27,83,21,338		2,94,43,279	
Other current liabilities	7	15,80,74,848		1,66,22,537	
Short-term provisions	8	1,74,81,559	47,80,71,114	1,93,16,174	7,35,81,845
<b>TOTAL</b>			<b>156,30,99,556</b>		<b>91,62,48,777</b>
<b>ASSETS</b>					
<b>Non-current assets</b>					
<b>Fixed assets</b>	9				
Tangible assets		77,46,25,590		54,10,79,310	
Intangible assets		1,77,439		5,76,272	
		77,48,03,029		54,16,55,582	
Capital work-in-progress		1,04,23,714		1,04,23,714	
		78,52,26,743		55,20,79,296	
Deferred tax assets (net)	10	5,89,15,797		6,67,09,296	
Long-term loans and advances	11	9,77,187		3,56,81,983	
Other non-current assets	12	5,94,55,243	90,45,74,970	-	65,44,70,575
<b>Current assets</b>					
Current Investments	13	-		3,68,75,954	
Inventories	14	22,18,180		21,85,171	
Trade receivables	15	48,63,37,904		16,55,59,802	
Cash and bank balances	16	12,22,99,685		4,40,38,459	
Short-term loans and advances	17	4,14,41,396		1,23,66,559	
Other current assets	18	62,27,421	65,85,24,586	7,52,257	26,17,78,202
<b>TOTAL</b>			<b>156,30,99,556</b>		<b>91,62,48,777</b>
<b>Summary of significant accounting policies and other explanatory information</b>	26				

Per our Report of even date

For and on behalf of the Board

For **P.V.R.K. Nageswara Rao & Co.,**  
Chartered Accountants  
Firm's Registration Number: 002283S

**A. Dinesh**  
Managing Director

**Z.P. Marshall**  
Chairman

**N. Anka Rao**  
Partner  
Membership Number: 23939  
Hyderabad  
20.05.2016

**Venkatesa Perumallu Pasumarthy**  
Chief Financial Officer

**Meenakshi Naag**  
Company Secretary

**CONSOLIDATED STATEMENT OF PROFIT AND LOSS** for the year ended 31st March, 2016

(Amount in ₹)

Particulars	Note No.	For the year ended 31st March, 2016		For the year ended 31st March, 2015	
<b>REVENUE</b>					
Revenue from operations	19		89,57,85,533		72,68,03,331
Other income	20		87,15,575		74,30,242
<b>Total Revenue</b>			<b>90,45,01,108</b>		<b>73,42,33,573</b>
<b>EXPENSES</b>					
Purchase of traded goods			-		5,69,918
Survey and survey related expenses	21		51,78,65,285		37,45,54,372
Employee benefits expense	22		6,13,68,266		5,30,79,485
Finance costs	23		71,75,261		83,04,204
Depreciation and amortisation expense	24		12,29,99,197		10,71,07,416
Other expenses	25		3,86,79,716		3,93,53,919
<b>Total Expenses</b>			<b>74,80,87,725</b>		<b>58,29,69,314</b>
<b>Profit before tax</b>			<b>15,64,13,383</b>		<b>15,12,64,259</b>
<b>Tax expense</b>					
Current tax		2,77,19,143		3,10,00,000	
Tax credit entitlements		52,15,000		(2,22,00,000)	
Income tax adjustments of earlier years		(6,52,882)		(8,54,424)	
		3,22,81,261		7,945,576	
Deferred tax		77,93,499	4,00,74,760	(16,26,665)	63,18,911
<b>Profit after tax</b>			<b>11,63,38,623</b>		<b>14,49,45,348</b>
<b>Earnings per equity share</b>					
(Nominal value: ₹10/- per share)					
Basic			20.65		25.72
Diluted			20.60		25.72
<b>Summary of significant accounting policies and other explanatory information</b>	26				

Per our Report of even date

For and on behalf of the Board

 For **P.V.R.K. Nageswara Rao & Co.,**
*Chartered Accountants*

Firm's Registration Number: 002283S

**A. Dinesh**
*Managing Director*
**Z.P. Marshall**
*Chairman*
**N. Anka Rao**
*Partner*

Membership Number: 23939

**Venkatesa Perumallu Pasumarthy**
*Chief Financial Officer*
**Meenakshi Naag**
*Company Secretary*

Hyderabad

20.05.2016

**CONSOLIDATED CASH FLOW STATEMENT** for the year ended 31st March, 2016

(Amount in ₹)

Particulars	For the year ended 31st March, 2016	For the year ended 31st March, 2015
<b>I. CASH FLOW FROM OPERATING ACTIVITIES:</b>		
Profit before tax for the year	15,64,13,383	15,12,64,259
<i>Add/ (Less): Adjustments for:</i>		
Depreciation and amortisation expense	12,29,99,197	10,71,07,416
Unrealised Foreign Exchange loss(net)	9,22,630	(4,24,042)
Interest expense	11,41,685	60,97,526
Interest income	(23,51,482)	(12,96,022)
Dividend on current investments	(28,34,866)	(32,82,155)
Bad debts written off	-	86,74,704
Provision for doubtful debts no longer required written back	-	(86,74,704)
Loss/(Profit) on Sale of Assets (Net)	(2,14,747)	1,33,249
Book Deficit on assets discarded	3,19,990	-
Loss of assets	-	89,38,651
	11,99,82,407	11,72,74,623
	27,63,95,790	26,85,38,882
<i>Add / (Less): Adjustments for Working Capital Changes:</i>		
(Increase)/Decrease in Inventories	(33,009)	2,84,308
(Increase)/Decrease in Trade Receivables	(32,09,73,144)	11,04,15,727
(Increase)/Decrease in Other current assets	(46,22,244)	-
(Increase)/Decrease in Long Term Loans and Advances	(2,45,628)	6,52,326
(Increase) in Other Non-Current Assets	(5,94,55,243)	-
(Increase) in Short Term Loans and Advances	(22,652)	(32,75,519)
Decrease/(Increase) in Trade Payables	24,88,81,814	(6,64,65,585)
Decrease/(Increase) in Other Current Liabilities	1,47,19,265	(1,96,39,032)
Decrease/(Increase) in Short Term Provisions	80,980	(39,49,340)
Decrease in Other Long-Term Liabilities	2,14,22,475	-
(Increase)/Decrease in Long Term Provisions	14,91,679	(45,838)
	(9,87,55,707)	1,79,77,047
Cash generated from operations	17,76,40,083	28,65,15,929
<i>Less: Direct taxes paid</i>	2,76,49,041	1,41,99,280
<b>Net Cash flow from operating activities</b>	<b>14,99,91,042</b>	<b>27,23,16,649</b>
<b>II. CASH FLOW USED IN INVESTING ACTIVITIES:</b>		
Purchase of Fixed assets	(20,37,89,459)	(18,40,76,077)
Proceeds from Sale of Fixed Assets	2,75,000	63,525
Investment in Bank Deposits (Original maturity of more than three months) (net)	(7,29,63,626)	(19,65,614)
Investment in Current Investments	3,68,75,954	(3,68,75,954)
Dividend received on Current Investments	28,34,866	32,82,155
Interest Received	14,98,562	19,53,433
<b>Net Cash used in Investing activities</b>	<b>(23,52,68,703)</b>	<b>(21,76,18,532)</b>

**CONSOLIDATED CASH FLOW STATEMENT** for the year ended 31st March, 2016 (Contd...)

(Amount in ₹)

Particulars	For the year ended 31st March, 2016	For the year ended 31st March, 2015
<b>III. CASH FLOW FROM FINANCING ACTIVITIES:</b>		
Proceeds from share warrants	9,37,35,650	-
(Repayment) of Long Term Borrowings	(50,00,000)	-
Proceeds/ (Repayment) from Short Term Borrowings	1,59,89,759	(3,13,05,427)
Dividend and Corporate Dividend Tax thereon paid	(1,35,63,746)	(1,31,84,791)
Interest Paid	(22,15,274)	(69,26,462)
<b>Net Cash used in Financing Activities</b>	<b>8,89,46,389</b>	<b>(5,14,16,680)</b>
IV. Net increase/(Decrease) in cash and cash equivalents	36,68,728	32,81,437
V. Adjustment due to change in exchange rates	15,32,048	(11,47,883)
VI. Exchange difference on translation of foreign currency cash and cash equivalents	(20,272)	4,24,042
VII. Cash and cash equivalents as at the beginning of the year	3,23,20,241	2,97,62,645
VIII. Cash and cash equivalents as at the end of the year	<b>3,75,00,745</b>	<b>3,23,20,241</b>

**Notes:**

- Figures in brackets indicate cash outgo.
- The above cash flow statement has been prepared under the indirect method set out in Accounting Standard -3 "Cash flow statements".
- Summary of significant accounting policies and other explanatory information (Note No.26) form an Integral part of the Cash Flow Statement.
- Previous year figures have been regrouped / reclassified to conform to current year classification.

Per our Report of even date

For and on behalf of the Board

 For **P.V.R.K. Nageswara Rao & Co.,**
*Chartered Accountants*

Firm's Registration Number: 002283S

**N. Anka Rao**
*Partner*

Membership Number: 23939

Hyderabad

20.05.2016

**A. Dinesh**
*Managing Director*
**Venkatesa Perumallu Pasumarthy**
*Chief Financial Officer*
**Z.P. Marshall**
*Chairman*
**Meenakshi Naag**
*Company Secretary*

## CONSOLIDATED NOTES TO BALANCE SHEET

7 SHARE CAPITAL		(Amount in ₹)	
Particulars	As at		As at
	31st March, 2016		31st March, 2015
<b>Authorised:</b>			
1,00,00,000 (Previous year: 1,00,00,000) Equity Shares of ₹10/- each		10,00,00,000	10,00,00,000
<b>Issued :</b>			
56,46,167 (Previous year: 56,46,167) Equity Shares of ₹10/- each		5,64,61,670	5,64,61,670
<b>Subscribed and fully paid up:</b>			
56,34,767 (Previous year: 56,34,767) Equity Shares of ₹10/- each		5,63,47,670	5,63,47,670
Add: Forfeited shares (Amount originally paid up)		1,36,000	1,36,000
		<b>5,64,83,670</b>	<b>5,64,83,670</b>

### Reconciliation of the number of Equity Shares Outstanding and amount of Share Capital is set out below:

Particulars	As at 31st March, 2016		As at 31st March, 2015	
	Number	Amount	Number	Amount
Shares outstanding at the beginning of the year	56,34,767	5,63,47,670	56,34,767	5,63,47,670
Add: Shares issued during the year	-	-	-	-
Shares outstanding at the end of the year	<b>56,34,767</b>	<b>5,63,47,670</b>	<b>56,34,767</b>	<b>5,63,47,670</b>

### The details of Shareholders holding more than 5% equity shares is set out below :

Particulars	As at 31st March, 2016		As at 31st March, 2015	
	No. of shares held	% of holding	No. of shares held	% of holding
<b>Promoters Group</b>				
Alla Dinesh	5,16,872	9.17	5,16,872	9.17

### Terms/rights attached to equity shares:

The Company has only one class of equity shares having a par value of ₹10/- per share. Each holder of equity shares is entitled to one vote per share. The company declares and pays dividends in Indian rupees.

The amount of dividend recognised as distributions to equity shareholders for the year 2015-16 is ₹2/- per equity share (2014-15: ₹2/- per equity share).

In the event of liquidation of the Company, the holders of equity shares will be entitled to receive remaining assets of the Company, after distribution of all preferential amounts. The distribution will be in proportion to the number of equity shares held by the shareholders.

### Terms of the Issue of Share Warrants:

7,30,000 Warrants issued and allotted to Promoter and Promoter Group on preferential basis at an issue price of ₹513.62 per Warrant on 26.11.2015, on payment of remaining amount and exercise of option for conversion within 18 months from the date of allotment in one or more tranches are convertible into one equity share of ₹10/- each at a premium of ₹503.62. The due date for exercising of the option by the respective allottee is 25th May, 2017.

## CONSOLIDATED NOTES TO BALANCE SHEET

2 RESERVES AND SURPLUS		(Amount in ₹)	
Particulars	As at 31st March, 2016		As at 31st March, 2015
<b>Capital reserve:</b>			
Share warrants forfeiture account		1,61,18,047	1,61,18,047
<b>Securities premium account</b>		18,15,04,831	18,15,04,831
<b>Foreign currency translation reserve:</b>			
As per last Balance Sheet	6,81,33,943		5,19,29,398
Add: Movement during the year	2,29,36,829	9,10,70,772	1,62,04,545
<b>General reserve</b>		4,00,00,000	4,00,00,000
<b>Balance in statement of profit and loss (surplus):</b>			
As per last Balance Sheet	47,60,51,085		34,46,69,483
Add: Profit as per statement of profit and loss	11,63,38,623		14,49,45,348
Total available for allocations and appropriations	59,23,89,708		48,96,14,831
<b>Less: Allocations and appropriations</b>			
Proposed dividend	1,12,69,534		1,12,69,534
Provision for corporate dividend tax	22,94,212	57,88,25,962	22,94,212
		<b>90,75,19,612</b>	<b>78,18,07,906</b>

3 LONG-TERM BORROWINGS		(Amount in ₹)	
Particulars	As at 31st March, 2016		As at 31st March, 2015
Loan from a Director, related party (Unsecured)		-	50,00,000
Less: Current maturities of long-term debt		-	50,00,000
Rate of Interest : 14% p.a. (Refer Note No.26.II.10)			
		-	-

4 OTHER LONG-TERM LIABILITIES		(Amount in ₹)	
Particulars	As at 31st March, 2016		As at 31st March, 2015
Interest accrued but not due on borrowings		-	10,73,589
Less: Interest accrued on current maturities of long term debt		-	10,73,589
Trade Payables:			
Total outstanding dues of micro enterprises and small enterprises		-	-
Total outstanding dues of creditors other than micro enterprises and small enterprises		2,14,22,475	-
		<b>2,14,22,475</b>	<b>-</b>

5 LONG-TERM PROVISIONS		(Amount in ₹)	
Particulars	As at 31st March, 2016		As at 31st March, 2015
Provision for employee benefits		58,67,035	43,75,356
		<b>58,67,035</b>	<b>43,75,356</b>



## CONSOLIDATED NOTES TO BALANCE SHEET

### 6 SHORT- TERM BORROWINGS (Amount in ₹)

Particulars	As at 31st March, 2016	As at 31st March, 2015
<b>Loans repayable on demand: (Secured)</b>		
Working capital loan from State Bank of India	2,40,10,484	80,20,725
<b>1. Nature of Security:</b>		
<b>Primary Security:</b>		
Secured by hypothecation of stocks, book debts and other chargeable current assets of the Company.		
<b>Collateral Security:</b>		
Equitable mortgage of land belonging to the Company.		
The above loan is further secured by equitable mortgage of certain immovable properties belonging to three Directors and relatives of two Directors of the Company and Cash collateral of ₹1,35,00,000/- in the form of STDR.		
<b>Guarantee</b>		
Personal Guarantees of three Directors and relatives of two Directors of the Company.		
<b>2. Rate of Interest : 3% (Previous year 3%) above Base Rate</b>		
The above loan and interest due thereon have been paid upto date and there is no default in repayment of the same during the year.		
	<b>2,40,10,484</b>	<b>80,20,725</b>

### 7 OTHER CURRENT LIABILITIES (Amount in ₹)

Particulars	As at 31st March, 2016	As at 31st March, 2015
Current maturities of long-term debt	-	50,00,000
Interest accrued but not due on borrowings	-	10,73,589
Unclaimed dividend accounts	12,92,234	11,75,138
(There is no amount due and outstanding to be credited to investor education and protection fund)		
Other Payables:		
Creditors for capital works	13,26,93,800	-
Statutory liabilities	83,82,818	16,06,055
Employee benefits payable	70,47,567	46,54,814
Others	86,58,429	31,12,941
	<b>15,80,74,848</b>	<b>1,66,22,537</b>

### 8 SHORT-TERM PROVISIONS (Amount in ₹)

Particulars	As at 31st March, 2016	As at 31st March, 2015
Provision for employee benefits	10,71,372	9,90,392
Provision for taxation	28,46,441	47,62,036
(Net of prepaid taxes of ₹1,83,53,559/- (Previous year ₹2,62,37,964/-))		
Proposed dividend	1,12,69,534	1,12,69,534
Provision for corporate dividend tax	22,94,212	22,94,212
	<b>1,74,81,559</b>	<b>1,93,16,174</b>

**CONSOLIDATED NOTES TO BALANCE SHEET**

9 FIXED ASSETS		(Amount in ₹)											
		GROSS BLOCK					DEPRECIATION / AMORTISATION					NET BLOCK	
Sl No.	DESCRIPTION	Cost as at 01.04.2015	Adjustment	Additions during the year	Deductions during the year	Total cost as at 31.03.2016	Upto 31.03.2015	Adjustment	For the year	On Deductions	Upto 31.03.2016	As at 31.03.2016	As at 31.03.2015
	<b>Own Assets</b>												
<b>A</b>	<b>TANGIBLE ASSETS:</b>												
1	Freehold Land	2,19,08,666	-	-	-	2,19,08,666	-	-	-	-	-	2,19,08,666	2,19,08,666
2	Buildings	14,46,800	-	-	-	14,46,800	2,05,355	-	52,112	-	2,57,467	11,89,333	12,41,445
3	Plant and Equipment	163,65,39,874	3,25,65,856	33,09,21,789		200,00,27,519	112,49,91,109	1,12,56,517	12,05,65,125	-	125,68,12,751	74,32,14,768	51,15,48,765
4	Electrical Fittings	1,44,112	-	2,61,230		4,05,342	1,24,582	-	17,829	-	1,42,411	2,62,931	19,530
5	Furniture and Fittings	16,47,631	-	3,10,701		19,58,332	11,38,497	-	2,68,058	-	14,06,555	5,51,777	5,09,134
6	Vehicles	1,28,82,281	-	15,01,734	12,05,054	1,31,78,961	1,05,21,166	-	6,03,417	11,44,801	99,79,782	31,99,179	23,61,115
7	Office Equipment	1,08,06,548	1,22,932	13,49,477	12,60,430	1,10,18,557	84,07,344	67,208	6,40,089	11,97,408	79,17,233	31,01,294	23,99,204
8	Data Processing units	72,45,060	10,481	7,77,175	51,39,437	28,93,279	61,53,609	5,216	4,19,280	48,82,468	16,95,637	11,97,642	10,91,451
	<b>Total</b>	<b>169,26,20,972</b>	<b>3,26,99,269</b>	<b>33,51,22,106</b>	<b>76,04,921</b>	<b>205,28,37,426</b>	<b>115,15,41,662</b>	<b>1,13,28,941</b>	<b>12,25,65,910</b>	<b>72,24,677</b>	<b>127,82,11,836</b>	<b>77,46,25,590</b>	<b>54,10,79,310</b>
<b>B</b>	<b>INTANGIBLE ASSETS:</b>												
	Software	19,71,319	1,04,599	-	-	20,75,918	13,95,047	70,145	4,33,287	-	18,98,479	1,77,439	5,76,272
	<b>Grand Total</b>	<b>169,45,92,291</b>	<b>3,28,03,868</b>	<b>33,51,22,106</b>	<b>76,04,921</b>	<b>205,49,13,344</b>	<b>115,29,36,709</b>	<b>1,13,99,086</b>	<b>12,29,99,197</b>	<b>72,24,677</b>	<b>128,01,10,315</b>	<b>77,48,03,029</b>	<b>54,16,55,582</b>
	Previous Year Total	169,26,31,954	2,17,94,598	6,44,035	2,04,78,296	169,45,92,291	105,27,29,994	44,42,170	10,71,07,416	1,13,42,871	115,29,36,709	54,16,55,582	63,99,01,960
<b>C</b>	<b>CAPITAL WORK IN PROGRESS</b>	<b>1,04,23,714</b>	<b>-</b>	<b>-</b>	<b>-</b>	<b>1,04,23,714</b>	<b>-</b>	<b>-</b>	<b>-</b>	<b>-</b>	<b>-</b>	<b>1,04,23,714</b>	<b>1,04,23,714</b>

## CONSOLIDATED NOTES TO BALANCE SHEET

### 10 DEFERRED TAX ASSET (NET) (Amount in ₹)

Particulars	As at	
	31st March, 2016	31st March, 2015
As per last Balance Sheet	6,67,09,296	6,50,82,631
Add/(Less): Adjustments for the year (Refer Note No.26.II.13)	(77,93,499)	16,26,665
	<b>5,89,15,797</b>	<b>6,67,09,296</b>

### 11 LONG-TERM LOANS AND ADVANCES (Amount in ₹)

Particulars	As at	
	31st March, 2016	31st March, 2015
(Unsecured, Considered good)		
Capital advance	6,26,846	-
Security Deposits	3,15,679	81,179
Prepaid expenses	34,662	804
Tax credit entitlements	-	3,56,00,000
	<b>9,77,187</b>	<b>3,56,81,983</b>

### 12 OTHER NON CURRENT ASSETS: (Amount in ₹)

Particulars	As at	
	31st March, 2016	31st March, 2015
(Unsecured, Considered good)		
Long term trade receivables	5,94,55,243	-
	<b>5,94,55,243</b>	<b>-</b>

### 13 CURRENT INVESTMENTS (Amount in ₹)

Particulars	As at	
	31st March, 2016	31st March, 2015
<b>Current – Non-Trade– At Cost</b>		
<b>In Mutual Funds:</b>		
Nil (Previous Year: 36,856) Units of ₹1,000/- each in IDFC		
Cash Fund Daily Dividend-(Direct Plan)	-	3,68,75,954
	<b>-</b>	<b>3,68,75,954</b>
Aggregate amount of Unquoted Investments	-	3,68,75,954
Aggregate Provision for diminution in value of investments	-	-

### 14 INVENTORIES (Amount in ₹)

Particulars	As at	
	31st March, 2016	31st March, 2015
(Valued at lower of cost and net realisable value)		
Stock of stores	22,18,180	21,85,171
	<b>22,18,180</b>	<b>21,85,171</b>

## CONSOLIDATED NOTES TO BALANCE SHEET

15 TRADE RECEIVABLES		(Amount in ₹)	
Particulars	As at		As at
	31st March, 2016		31st March, 2015
(Unsecured, considered good)			
Outstanding for a period exceeding six months from the date they became due for payment		-	-
Others		48,63,37,904	16,55,59,802
		<b>48,63,37,904</b>	<b>16,55,59,802</b>

16 CASH AND BANK BALANCES		(Amount in ₹)	
Particulars	As at		As at
	31st March, 2016		31st March, 2015
<b>Cash and cash equivalents:</b>			
Cash on hand		5,15,023	3,16,864
<b>Balances with banks:</b>			
In Current Accounts		3,69,85,722	3,20,03,377
		3,75,00,745	3,23,20,241
<b>Other bank balances:</b>			
In Term deposits		8,35,06,706	1,05,33,080
(₹7,00,06,706/- held as margin money security against guarantees issued by banks and ₹1,35,00,000/- as Collateral security against Working Capital Loan with maturity period not more than twelve months)			
<b>Earmarked balances:</b>			
In Unclaimed dividend accounts		12,92,234	11,85,138
		<b>12,22,99,685</b>	<b>4,40,38,459</b>

17 SHORT-TERM LOANS AND ADVANCES		(Amount in ₹)	
Particulars	As at		As at
	31st March, 2016		31st March, 2015
(Unsecured, considered good)			
Security Deposits		9,419	62,59,080
Prepaid expenses		80,10,651	31,47,037
Prepaid taxes		-	18,56,191
Loans and advances to employees		6,32,752	4,09,735
Tax credit entitlements		3,09,08,376	-
Other loans and advances		18,80,198	6,94,516
		<b>4,14,41,396</b>	<b>1,23,66,559</b>

18 OTHER CURRENT ASSETS		(Amount in ₹)	
Particulars	As at		As at
	31st March, 2016		31st March, 2015
Interest accrued on Term deposits with Banks and others		16,05,177	7,52,257
Other receivables		46,22,244	-
		<b>62,27,421</b>	<b>7,52,257</b>

## CONSOLIDATED NOTES TO STATEMENT OF PROFIT AND LOSS

### 19 REVENUE FROM OPERATIONS (Amount in ₹)

Particulars	For the year ended 31st March, 2016	For the year ended 31st March, 2015
Seismic Survey and related service income	89,57,85,533	72,61,33,555
Sale of traded goods	–	6,69,776
	<b>89,57,85,533</b>	<b>72,68,03,331</b>

### 20 OTHER INCOME (Amount in ₹)

Particulars	For the year ended 31st March, 2016	For the year ended 31st March, 2015
Interest Income	23,51,482	12,96,022
Dividend from Current Investments	28,34,866	32,82,155
Profit on sale of assets	2,14,747	–
Net gain on foreign currency transactions and translations	29,68,938	28,52,065
Other Non-operating income	3,45,542	–
	<b>87,15,575</b>	<b>74,30,242</b>

### 21 SURVEY AND SURVEY RELATED EXPENSES (Amount in ₹)

Particulars	For the year ended 31st March, 2016	For the year ended 31st March, 2015
Consumption of stores	1,14,63,032	35,02,690
Labour charges	70,75,516	71,69,889
Survey and drilling charges	43,73,83,636	30,99,72,471
Fuel	67,00,374	79,77,137
Vehicle hire charges	1,19,58,081	66,44,978
Equipment hire charges	6,56,436	–
Repairs to machinery	20,39,266	9,39,303
Camp rental charges	83,86,247	74,47,884
Technical consultancy charges	72,15,628	82,87,869
Camp expenses	1,18,68,410	1,29,53,227
Transport and handling charges	1,18,65,209	77,43,988
Other survey expenses	12,53,450	19,14,936
	<b>51,78,65,285</b>	<b>37,45,54,372</b>

### 22 EMPLOYEE BENEFITS EXPENSE (Amount in ₹)

Particulars	For the year ended 31st March, 2016	For the year ended 31st March, 2015
Salaries, wages and other allowances	5,83,35,456	5,00,00,013
Contribution to provident and other funds	25,85,681	26,88,163
Contribution to ESI	13,809	17,381
Staff welfare expenses	4,33,320	3,73,928
	<b>6,13,68,266</b>	<b>5,30,79,485</b>

## CONSOLIDATED NOTES TO STATEMENT OF PROFIT AND LOSS

23 FINANCE COSTS		(Amount in ₹)	
Particulars	For the year ended 31st March, 2016	For the year ended 31st March, 2015	
Interest expense	11,41,685	60,97,526	
Other Borrowing costs	60,33,576	22,06,678	
	<b>71,75,261</b>	<b>83,04,204</b>	

24 DEPRECIATION AND AMORTISATION EXPENSE		(Amount in ₹)	
Particulars	For the year ended 31st March, 2016	For the year ended 31st March, 2015	
Depreciation for the year	12,25,65,910	10,08,57,055	
Depreciation adjustments pursuant to change in accounting estimate	-	56,96,307	
Amortisation expense	4,33,287	5,54,054	
	<b>12,29,99,197</b>	<b>10,71,07,416</b>	

25 OTHER EXPENSES		(Amount in ₹)	
Particulars	For the year ended 31st March, 2016	For the year ended 31st March, 2015	
Rent	20,69,913	15,82,031	
Repairs and maintenance to other assets	5,92,719	4,70,364	
Directors sitting fees	5,23,464	4,00,649	
Printing and stationery	13,11,493	12,23,530	
Communication expenses	15,57,749	14,04,733	
Travelling and conveyance	1,13,99,144	1,24,85,947	
Insurance	18,97,068	16,23,711	
Swachh bharat cess	20,15,971	-	
Rates and taxes, excluding taxes on income	30,96,443	22,40,472	
Payment to auditors (Refer Note No.26.II.15)	22,11,246	19,16,362	
Professional and consultancy charges	51,31,916	33,49,358	
Advertisement and publication expenses	2,14,106	2,05,884	
Vehicle maintenance	4,17,988	4,18,365	
Business Promotion expenses	10,04,295	25,705	
Loss on sale of assets (net of profit on sale of assets of ₹5,250/-)	-	1,33,249	
Loss of assets	-	89,38,651	
Book deficit on assets discarded	3,19,990	-	
Bad debts written off	-	86,74,704	
Less: Provision for doubtful debts no longer required written back	-	86,74,704	
Bank charges	7,31,316	6,93,477	
Miscellaneous expenses	41,84,895	22,41,431	
	<b>3,86,79,716</b>	<b>3,93,53,919</b>	

## NOTES TO CONSOLIDATED FINANCIAL STATEMENTS

### 26 SUMMARY OF SIGNIFICANT ACCOUNTING POLICIES AND OTHER EXPLANATORY INFORMATION

#### I. SUMMARY OF SIGNIFICANT ACCOUNTING POLICIES

##### A. Basis of preparation

The Consolidated financial statements have been prepared in accordance with the generally accepted accounting principles in India under the historical cost convention on an accrual basis in compliance with all material aspects of the Accounting Standards specified under Section 133 of the Companies Act, 2013 ("the Act"), read with Rule 7 of the Companies (Accounts) Rules, 2014, other pronouncements of the Institute of Chartered Accountants of India and the relevant provisions of the Act and also the guidelines issued by the Securities and Exchange Board of India (SEBI).

The accounting policies have been consistently applied by the Group and are consistent with those used in the previous year. The consolidated financial statements are presented in Indian rupees rounded off to the nearest rupee.

All assets and liabilities have been classified as current or non-current based on the Group normal operating cycle and other criteria. Being service provider, the Group has assumed its operating cycle as 12 months for the purpose of current/non-current classification of assets and liabilities.

##### B. Principles of consolidation

- a. The consolidated financial statements include the financial statements of Alphageo (India) Limited, the parent company and its subsidiary companies in which Alphageo (India) Limited Group, directly or indirectly, has an interest of more than one half voting power or otherwise has the power to control the composition of Board of Directors.
- b. The Consolidated financial statements have been prepared combining the financial statements of the parent company and the subsidiary companies on a line by line basis by adding together the book value of like items of assets, liabilities, income and expenses after eliminating intra-group balances and transactions and resulting unrealised profits in full. Unrealised losses resulting from intra group transactions have also been eliminated except to the extent that recoverable value of related assets is lower than their cost.
- c. The consolidated financial statements have been presented to the extent possible, in the same format as that adopted by the parent company for its separate financial statements.
- d. The consolidated statements have been prepared using uniform accounting principles for like transactions and other events in similar circumstances.

##### C. Use of estimates

The preparation of consolidated financial statements in conformity with generally accepted accounting principles requires the management to make estimates and assumptions that affect the reported amounts of assets and liabilities and disclosure of contingent liabilities on the date of financial statements and reported amounts of revenues and expenses for the year. Although these estimates are based upon management's best knowledge of current events and actions, actual results could differ from these estimates. Difference between actual results and estimates are recognised in the period in which the results are known / materialised and the difference is classified in statement of Profit and Loss using the same classification as was used previously for the estimate.

##### D. Tangible assets and depreciation

- i) Tangible fixed assets are stated at historical cost less accumulated depreciation thereon and impairment losses, if any. Historical cost is inclusive of freight, duties and taxes and incidental expenses related to acquisition.
- ii) Depreciation is charged on straight line basis so as to write off the depreciable amount of the asset over the useful lives specified in Schedule II to the Act. The useful life of the assets are periodically reviewed and re-determined based on a technical evaluation and expected use and the unamortised depreciable amount is charged over the remaining useful life of such assets. In certain cases, the useful life of assets so determined being different from the useful life as specified under Part C of Schedule II of the Act, are as given below:

Nature of Asset	Useful Life
Machinery in the nature of Geophone strings and cables	5 Years
Machinery in the nature of equipment used for Seismic Survey	5 Years
Machinery in the nature of Vibrators used for Seismic Survey	20 Years

## NOTES TO CONSOLIDATED FINANCIAL STATEMENTS

### 26 SUMMARY OF SIGNIFICANT ACCOUNTING POLICIES AND OTHER EXPLANATORY INFORMATION

#### E. Intangible assets and amortisation

Cost relating to an acquired Intangible asset is being capitalised and being amortised over the period of its estimated useful life.

#### F. Foreign exchange transactions

Transactions in Foreign Exchange, other than those covered by forward contracts are accounted for at the exchange rate prevailing on the date of transactions. Exchange differences arising on foreign currency transactions settled during the year are recognised in the Statement of Profit and Loss.

Monetary assets and liabilities denominated in foreign currencies as at the balance sheet date other than those covered by forward contracts are translated at the year end rates. The resultant exchange differences are recognised in the Statement of Profit and Loss.

Non-monetary assets and liabilities are recorded at the rates prevailing on the date of the transaction.

In translating the financial statements of a non-integral foreign operation for incorporation in financial statements, the assets and liabilities, both monetary and non-monetary, of the non-integral foreign operation are translated at the closing rate, income and expense items of the non-integral foreign operation are translated at average rate prevailing during the year and all resulting exchange differences are being accumulated in a foreign currency translation reserve until the disposal of the net investment.

On the disposal of the foreign non-integral foreign operation, the cumulative amount of the exchange differences which have been differed and which relate that operation are recognised as income or expenses in the same period in which the gain or loss on disposal is recognised.

When there is a change in the classification of a foreign operation, the translation procedures applicable to the revised classification are applied from the date of the change in the classification.

#### G. Investments

- i. Investments that are readily realisable and intended to be held for not more than one year from the date on which such investments are made, are classified as current investments. All other investments are classified as long term investments.
- ii. Current investments are carried at lower of cost and fair value determined on individual investment basis.
- iii. Long-term investments are carried at cost of acquisition. Provision is made for diminution, other than temporary, in the value of investments.
- iv. On disposal of an investment, the difference between its carrying amount and net disposal proceeds is charged or credited to the statement of profit and loss.

#### H. Inventories

Stock of Stores is valued at lower of cost and net realisable value. Cost is determined considering the cost of purchase and other costs incurred for acquisition and on the basis of first in first out method (FIFO).

#### I. Employee stock option scheme

In respect of Stock Options granted under Employees Stock Option Scheme, the excess of the market price of the shares, at the date of grant of option over the exercise price is treated as employee compensation and the same is amortised over the vesting period of the stock options.

#### J. Taxes on income

- i. Tax expense is the aggregate of current income tax and deferred income tax charge / (credit) for the year.
- ii. Current income tax:  
Current income tax expense is measured as per prevailing tax rates and laws and regulations that have been enacted or substantially enacted in those jurisdictions, where the Group operates.
- iii. Deferred income tax:  
Deferred income taxes are recognised for the future tax consequences attributable to timing differences between the financial statement determination of income and their recognition for tax purposes. The effect on deferred tax assets and liabilities of a change in tax rates



## NOTES TO CONSOLIDATED FINANCIAL STATEMENTS

### 26 SUMMARY OF SIGNIFICANT ACCOUNTING POLICIES AND OTHER EXPLANATORY INFORMATION

is recognised in income using the tax rates and tax laws that have been enacted or substantively enacted by the balance sheet date. Deferred tax assets are recognised and carried forward only to the extent that there is a reasonable certainty or virtual certainty, as the case may be, that sufficient future taxable income will be available against which such deferred tax assets can be realised.

#### iv. Tax Credit Entitlement:

Tax credit entitlements are recognised, as an Asset only when and to the extent there is convincing evidence that the Company will pay normal income tax during the specified. In the year in which Tax Credit becomes eligible to be recognised as an asset the said asset is created by way of a credit to the Statement of profit and loss and shown as Tax Credit Entitlements. The Company reviews the same at each balance sheet date and writes down the carrying amount of Tax Credit Entitlements to the extent there is no longer convincing evidence to the effect that Company will pay normal Income Tax during the specified period.

#### K. Proposed dividend

Proposed Dividend as proposed by the Board of Directors is provided in the books of account, pending approval at the Annual General Meeting.

#### L. Leases

Lease of assets under which all the risks and rewards of ownership are effectively retained by the lessor are classified as operating leases. Lease payments under operating leases are recognised as an expense on straight line basis over the period of lease.

#### M. Borrowing costs

Borrowing costs attributable to the acquisition of qualifying asset are capitalised as part of cost of such asset till such time as the asset is ready for its intended use. Other borrowing costs are recognised as expense for the period.

#### N. Earnings per share

- i) The basic earnings per share (EPS) is calculated by dividing the net profit or loss for the year attributable to equity shareholders by the weighted average number of equity shares outstanding during the year.
- ii) For the purpose of calculating diluted earnings per share, the net profit or loss for the year attributable to equity shareholders and the weighted average number of equity shares outstanding during the year are adjusted for the effects of all dilutive potential equity shares.

#### O. Employee benefits

##### Defined contribution plans

Provident Fund: Contribution to Provident Fund is made at the prescribed rates to the Employees Provident Fund Scheme by the Central Government and is charged to the Statement of Profit and Loss

##### Defined benefit plans

- i) Gratuity: The Group funds major part of its gratuity liability to its employees by contribution to a scheme to planned assets maintained by insurance companies. Annual contribution to the fund to planned assets is expensed in the year of contribution. The shortfall between the accumulated funds available with fund and liability as determined on the basis of an actuarial valuation is provided for at the year end. The Actuarial gains/losses are immediately taken to Statement of Profit and Loss.
- ii) Leave encashment: The Company records its unavailed leave liability based on actuarial valuation using projected unit credit method.

##### Short term employee benefits

Short term employee benefits are recognised as an expense as per the Group's scheme based on expected obligation on undiscounted basis in the statement of profit and loss.

#### P. Revenue recognition

Revenue from services is recognised as per the terms of the contracts with customers when the related services are performed or the agreed milestones are achieved.

Interest income is recognised on a time proportion basis taking into account the amount outstanding and the rate applicable.

Dividend on investment is recognised as and when the right to receive the same is established.

## NOTES TO CONSOLIDATED FINANCIAL STATEMENTS

### 26 SUMMARY OF SIGNIFICANT ACCOUNTING POLICIES AND OTHER EXPLANATORY INFORMATION

#### Q. Provisions, Contingent liabilities and Contingent assets

Provision, involving substantial degree of estimation in measurement, are recognised when there is a present obligation as a result of past events and it is probable that there will be an outflow of resources. Contingent Liabilities, which are possible or present obligations that may but probably will not require outflow of resources, are not recognised but are disclosed in the explanatory information to the financial statements. Contingent Assets are neither recognised nor disclosed in the financial statements.

#### R. Cash and cash equivalents

Cash and cash equivalents for the purpose of cash flow statement comprise cash at bank and in hand and short-term investments with an original maturity of three months or less.

## II. OTHER EXPLANATORY INFORMATION

### 1. Corporate Information:

Alphageo (India) Limited ('AGIL or Company') and its consolidated subsidiaries (The Group) mainly engaged in providing 2Dimensional and 3Dimensional Seismic Survey Data Acquisition, Processing and Interpretation Services for Oil Exploration and Production Entities.

2. Previous year figures have been regrouped/ recast/ rearranged wherever necessary to conform to current year classification.

### 3. Nature and classification of foreign operations:

The activities and business carried on by Subsidiary and Step-down Subsidiary of the Company are exclusive in nature and without having any involvement of the parent company except for its investment and its control for exercising its voting rights and for appointment of its nominees on the Board of Directors of its Group Companies. The cash flow from the operations of the parent company does not effect with the exchange rate fluctuations between the reporting currency and the currency in the country of foreign operations. The operations of the subsidiaries are being carried out in separate geographical locations with different customers and totally non-integral in nature. Accordingly, the financial statements for the current year are prepared considering the foreign operations as non-integral operations and the exchange differences on account of translation of financial statements at the current year end of foreign operations are recognised as "Foreign Exchange Translation Reserve" under Reserves and Surplus and the same will be continued to be recognised as such till the disposal of the parent company's investment.

### 4. List of foreign subsidiaries considered for consolidation:

S. No.	Name of the Entity	Country of Incorporation	Extent of holding	
			As on 31.3.2016	As on 31.3.2015
1	Alphageo International Limited	DUBAI	100%	100%
2	Alphageo DMCC (Subsidiary of Alphageo International Limited)	DUBAI	100%	100%

5. In the opinion of the Board, all assets other than fixed assets and non-current investments have a value on realisation in the ordinary course of business atleast equal to the amount at which they are stated and provision for all known liabilities have been made.

### 6. Disclosure on utilisation of proceeds of preferential issues in terms of SEBI (ICDR) Regulation 2009:

In pursuance of approval, under Section 62(1)(c), Section 42 and other applicable provisions of the Companies Act 2013 and the Rules made thereunder, of the Members at the Extra Ordinary General Meeting held on 11th November, 2015 and in compliance with SEBI (Issue of Capital And Disclosure Requirements) Regulations, 2009 and applicable laws, rules and regulations, the Company has issued and allotted, to promoter and promoter group on preferential basis, 7,30,000 Convertible Warrants of ₹513.62 each (issue price) convertible into One Equity Share of ₹10/- each at the option of the Allottees with in a period of 18 months from the date of allotment subject to fulfillment of terms of the issue and is in receipt of 25% of the issue price amounting to ₹9,37,35,650/- as allotment money on these warrants. The Proceeds thus received have been utilised in total in terms of one of the objects of issue viz., for financing the capital expenditure of the Company.

## NOTES TO CONSOLIDATED FINANCIAL STATEMENTS

### 26 SUMMARY OF SIGNIFICANT ACCOUNTING POLICIES AND OTHER EXPLANATORY INFORMATION

#### 7. Derivative Instruments:

- There are no foreign currency exposures that are covered by derivative instruments as on 31.03.2016 (As on 31.03.2015: ₹ Nil).
- The details of foreign currency exposures that are not hedged by any derivative instruments or otherwise are as under:

(Amount in ₹)

Particulars	As on 31.03.2016		As on 31.03.2015	
	Amount in	Equivalent	Amount in	Equivalent
	Foreign Currency US\$	Amount in Indian Currency	Foreign Currency US\$	Amount in Indian Currency
Payables for supply of equipment	20,00,000	13,26,65,800	-	-
Loans and advances	9,450	6,26,846	1,00,000	62,59,080
Receivable for services rendered	8,64,892	5,73,70,799	-	-

#### 8. Employee Benefits:

The disclosures required under Accounting Standard 15 "Employee Benefits": (Amount in ₹)

Particulars	2015-16	2014-15
<b>i. Defined Contribution Schemes</b>		
Employer's Contribution to Provident Fund	25,85,681	18,62,839
<b>ii. State Plans</b>		
Employer's Contribution to State Insurance Scheme	13,809	17,381

#### iii. Defined Benefit Plans

The present value of obligation in respect of Provision for Payment of Gratuity and Leave encashment is determined, based on actuarial valuation using the Projected Unit Credit Method, which recognises each period of service as giving rise to additional unit of employee benefit entitlement and measures each unit separately to build up the final obligation, recognised and charged off during the year are as detailed below:

(Amount in ₹)

Particulars	2015-16	2014-15
<b>A. (i) Gratuity</b>		
<b>i) Components of Employer Expense</b>		
Current Service Cost	6,04,458	4,81,834
Interest Cost on benefit obligation	5,26,177	4,36,110
Return on Plan Assets	(5,37,601)	(4,44,904)
Actuarial (gain)/loss	5,10,788	3,50,171
Premium Expenses	7,643	2,113
Net benefit expense	11,11,465	8,25,324
<b>ii) Actual Return on Plan Assets</b>	(5,37,601)	(4,44,904)
<b>iii) Net Asset / Liability recognised in Balance Sheet</b>		
Defined Benefit Obligation	82,18,640	65,77,217
Fair Value Of Plan Assets	(71,14,090)	(63,24,838)
Status (Surplus)/Deficit	11,04,550	2,52,379
Unrecognised Past Service Cost	-	--
Net (Asset)/Liability recognised in Balance Sheet	11,04,550	2,52,379
<b>iv) Changes in the Present Value of Obligation</b>		
At the beginning of the year	65,77,217	54,51,371
Current Service Cost	6,04,458	4,81,834
Interest Cost	5,26,177	4,36,110
Actuarial (gain)/loss	5,10,788	3,50,171
Benefits paid	--	(1,42,269)
At the end of the year	82,18,640	65,77,217

## NOTES TO CONSOLIDATED FINANCIAL STATEMENTS

### 26 SUMMARY OF SIGNIFICANT ACCOUNTING POLICIES AND OTHER EXPLANATORY INFORMATION

#### 8. Employee Benefits: (contd...)

##### iii. Defined Benefit Plans

##### A. (i) Gratuity

(Amount in ₹)

Particulars	2015-16	2014-15
<b>v) Changes in Fair Value of Plan Assets</b>		
Opening Fair Value of Plan Assets	63,24,838	41,49,486
Expected Return	5,37,601	4,44,904
Contributions	2,59,294	18,74,830
Premium expenses	(7,643)	(2,113)
Benefits Paid	--	(1,42,269)
Actuarial Gain/ Loss	--	--
Closing Fair value of Plan Assets	71,14,090	63,24,838
<b>vi) Movement in Balance Sheet</b>		
Opening Liability	2,52,379	13,01,885
Expenses as above	11,11,465	8,25,324
Contribution Paid	(2,59,294)	(18,74,830)
Closing Liability	11,04,550	2,52,379
<b>vii) Actuarial assumptions:</b>		
Mortality Table (L.I.C)	2006-08	2006-08
Discount rate (per annum)	8%	8%
Attrition Rate (per annum)	4%	4%
Rate of escalation in salary (per annum)	4%	4%

##### A. (ii) Amounts recognised in current and previous four years

(Amount in ₹)

Particulars	31st March, 2016	31st March, 2015	31st March, 2014	31st March, 2013	31st March, 2012
<b>Gratuity</b>					
Defined Benefit Obligation	82,18,640	65,77,217	54,51,371	54,97,188	46,54,136
Plan Assets	71,14,090	63,24,838	41,49,486	37,14,224	36,42,548
(Surplus)/Deficit	11,04,550	2,52,379	13,01,885	17,82,964	10,11,588
Experience Adjustments in Plan Liabilities	--	--	--	--	--
Experience Adjustments in Plan Assets	--	--	--	--	--

##### B. Leave Encashment (Unfunded)

(Amount in ₹)

Particulars	2015-16	2014-15
<b>i) Statement of Profit and Loss</b>		
Current Service Cost	6,86,623	1,73,534
Interest Cost on benefit obligation	66,350	19,763
Actuarial (gain)/loss	1,13,702	3,99,526
Past Services cost	--	--
Net benefit expense	8,66,675	5,92,823
<b>ii) Balance Sheet</b>		
At the beginning of the year	8,29,369	2,47,041
Current Service Cost	6,86,623	1,73,534
Interest Cost	66,350	19,763
Actuarial (gain)/loss	1,13,702	3,99,526
Benefits paid	--	(10,495)
At the end of the year	16,96,044	8,29,369

## NOTES TO CONSOLIDATED FINANCIAL STATEMENTS

### 26 SUMMARY OF SIGNIFICANT ACCOUNTING POLICIES AND OTHER EXPLANATORY INFORMATION

#### 8. Employee Benefits: (contd...)

##### iii. Defined Benefit Plans

##### B. Leave Encashment (Unfunded)

(Amount in ₹)

Particulars	2015-16	2014-15
<b>iii) Actuarial assumptions:</b>		
Mortality Table (L.I.C)	2006-08	2006-08
Discount rate (per annum)	8%	8%
Attrition Rate (per annum)	4%	4%
Rate of escalation in salary (per annum)	4%	4%

The estimates of rate of escalation in salary considered in actuarial valuation, is determined taking into account inflation, seniority, promotion and other relevant factors including supply and demand in the employment market. The above information is as certified by the actuary.

#### 9. Segmental Reporting:

Segments are identified in line with AS 17 "Segment Reporting", taking into consideration the internal organisation and management structure as well as the differential risk and returns of the segment.

Identification of reportable segments:

##### A. Business Segment:

The Company is engaged in providing Seismic Data Acquisition, Processing and Interpretation Services for Oil Exploration and Production Sector, which is considered as Primary reportable segment.

##### B. Geographical Segment:

Revenue is segregated into two segments namely India (Services to customers with in India) and other countries (Services to customers outside India) on the basis of geographical location of customers for the purpose of reporting geographical segments.

Financial Information as required in respect of reportable segments is as given below:

(Amount in ₹)

Details	India		Other Countries		Total	
	31.03.2016	31.03.2015	31.03.2016	31.03.2015	31.03.2016	31.03.2015
Revenue (From external Customers)	68,06,35,751	63,96,73,448	21,51,49,782	8,71,29,883	89,57,85,533	72,68,03,331
Carrying amount of Segment Assets	112,44,33,471	47,45,97,680	43,86,66,085	44,16,51,097	156,30,99,556	91,62,48,777
Additions to Fixed Assets	33,51,22,106	6,44,035	--	--	33,51,22,106	6,44,035

#### 10. Related Party Transactions:

The details of transactions with the related parties as defined in the Accounting Standard AS-18 "Related Party Disclosures":

I. List of Related Parties with whom transactions have taken place and nature of relationships:	Transactions during the year (Yes/No)
a. Key Management Personnel	
Dinesh Alla	Yes
b. Relatives of Key Management Personnel	
Rajesh Alla	Yes
Hemavathi Alla	Yes
Savita Alla	Yes
Kamala Alla Rajupet	Yes
Mrudula Alla	Yes
Sashank Alla	Yes
Anisha Alla	Yes
c. Concern in which Key Management Personnel have substantial interest (Significant interest):	
Dinesh Alla (HUF)	Yes

## NOTES TO CONSOLIDATED FINANCIAL STATEMENTS

### 26 SUMMARY OF SIGNIFICANT ACCOUNTING POLICIES AND OTHER EXPLANATORY INFORMATION

#### 10. Related Party Transactions: (contd...)

I. List of Related Parties with whom transactions have taken place and nature of relationships:	Transactions during the year (Yes/No)
d. Concerns in which the Relatives of Key Management Personnel have substantial interest (Significant interest):	
Aquila Drilling Private Limited	Yes
Transducers and Controls Private Limited	No
Rajesh Alla (HUF)	Yes
IIC Technologies Limited	Yes
IIC Academy Private Limited	No
IIC Geosurveys Private Limited	No

(Amount in ₹)

II. Details of Transactions		2015-16		2014-15	
SL. No.	Nature of Relation/Nature of Transactions	Amount of Transaction	Amount outstanding as on 31.03.2016	Amount of Transaction	Amount outstanding as on 31.03.2015
<b>1</b>	<b>Key Management Personnel:</b>				
	Remuneration	1,04,92,523	11,54,111 (Credit)	68,46,489	4,03,710 (Credit)
	Dividend Paid	15,44,864	--	7,43,144	--
	Interest on Loan	3,74,336	--	20,92,329	10,73,589 (Credit)
	Acceptance of Loan	1,50,00,000	--	--	50,00,000 (Credit)
	Repayment of Loan	2,00,00,000	--	1,00,00,000	--
	Amount received on Share Warrants	6,09,92,375	--	--	--
<b>2</b>	<b>Relatives of the Key Management Personnel:</b>				
	Sitting Fees	43,611	--	77,777	--
	Rent	1,20,000	34,550 (Credit)	1,20,000	6,910 (Credit)
	Dividend Paid	19,83,068	--	27,56,584	--
	Amount received on Share Warrants	96,30,375	--	--	--
<b>3</b>	<b>Concerns in which Key Management Personnel has Substantial Interest:</b>				
	Rent	9,00,000	2,02,500 (Credit)	9,00,000	67,500 (Credit)
	Dividend Paid	3,77,800	--	3,77,800	--
<b>4</b>	<b>Concerns in which Relative of the Key Management Personnel has Substantial Interest:</b>				
	Survey/Drilling Charges	84,69,300	--	7,27,24,400	2,02,66,952 (Credit)
	Dividend Paid	7,32,478	--	7,32,478	--
	Acceptance of Loan	1,50,00,000	--	--	--
	Repayment of Loan	1,50,00,000	--	--	--
	Interest on Loan	1,91,803	--	--	--
	Professional Charges	3,60,000	--	--	--
	Security Charges	3,60,000	--	--	--
	Amount received on Share Warrants	2,31,12,900	--	--	--
	Rent	3,00,000	1,12,500 (Credit)	3,00,000	22,500 (Credit)

## NOTES TO CONSOLIDATED FINANCIAL STATEMENTS

### 26 SUMMARY OF SIGNIFICANT ACCOUNTING POLICIES AND OTHER EXPLANATORY INFORMATION

#### 10. Related Party Transactions: (contd..)

iii. Disclosure in respect of transactions which are more than 10% of the total transactions of the same type with related parties during the year:

(Amount in ₹)

Nature of Transaction	Name of the Related Party	2015-16	2014-15
Remuneration*	Dinesh Alla	87,09,692	68,46,489
	Savita Alla	17,82,831	--
Interest on Loan Taken	Dinesh Alla	3,74,336	20,92,329
	Aquila Drilling Private Limited	1,91,803	--
Repayment of Loan	Dinesh Alla	2,00,00,000	1,00,00,000
	Aquila Drilling Private Limited	1,50,00,000	--
Acceptance of Loan	Dinesh Alla	1,50,00,000	1,00,00,000
	Aquila Drilling Private Limited	1,50,00,000	--
Sitting Fees	Rajesh Alla	43,611	44,445
	Savita Alla	--	33,332
Drilling Charges	Aquila Drilling Private Limited	84,69,300	7,27,24,400
Amount received on Share Warrants	Dinesh Alla	4,17,31,625	--
	Aquila Drilling Private Limited	2,31,12,900	--
	Sashank Alla	64,20,250	--
	Savita Alla	1,92,60,750	--
	Anisha Alla	32,10,125	--
Rent	Dinesh Alla(HUF)	9,00,000	9,00,000
	Rajesh Alla(HUF)	3,00,000	3,00,000
Dividend Paid	Dinesh Alla	10,61,948	7,43,144
	Kamala Rajupet	4,58,332	7,48,932
	Savita Alla	4,82,916	4,82,916
	Aquila Drilling Private Limited	5,59,812	5,59,812
Professional charges	IIC Technologies Limited	3,60,000	--
Security charges	IIC Technologies Limited	3,60,000	--

\*Note: As gratuity and leave encashment are computed for all the employees in aggregate, the amounts relating to the Key Managerial Personnel cannot be individually identified.

#### 11. Leases:

The Company has various operating leases for Office and other premises that are renewable on a periodic basis by mutual consent on mutually agreeable terms and cancellable at its option. Rental/lease expenses for operating leases recognised in the Statement of Profit and Loss for the year is ₹57,64,674/- (Previous Year ₹44,17,674/-)

#### 12. Earnings Per Share:

(Amount in ₹)

Particulars	2015-16	2014-15
The Numerator and Denominator used to calculate Earnings Per Share:		
A Earnings attributable to Equity shareholders	11,63,38,623	14,49,45,348
<b>B Number of Shares:</b>		
Weighted average number of Equity shares outstanding for Basic EPS during the year (Nos.)	56,34,767	56,34,767
Weighted average number of Equity shares outstanding for Diluted EPS during the year (Nos.)	56,46,227	--
Nominal Value of Equity Share	10	10
C Earnings per share – Basic	20.65	25.72
– Diluted	20.60	25.72

## NOTES TO CONSOLIDATED FINANCIAL STATEMENTS

### 26 SUMMARY OF SIGNIFICANT ACCOUNTING POLICIES AND OTHER EXPLANATORY INFORMATION

#### 13. Deferred Income Tax:

The movement of provision for deferred tax for the year ended 31.03.2016 is as given below: (Amount in ₹)

Particulars	As at 01.04.2015	(Charge)/Credit For the year	As at 31.03.2016
<b>Deferred Tax Asset:</b>			
Depreciation on Assets	6,48,52,318	(83,37,765)	5,65,14,553
Expenses allowable on the basis of Payment	18,56,978	5,44,266	24,01,244
<b>Total</b>	<b>6,67,09,296</b>	<b>(77,93,499)</b>	<b>5,89,15,797</b>

14. The audited financial statements of foreign subsidiaries have been prepared in accordance with the generally accepted accounting principle of its country of incorporation. The difference in accounting policies of the Company and its subsidiaries are not material.

#### 15. Details of payment to auditors:

(Amount in ₹)

Particulars	2015-16	2014-15
<b>A. Standalone Auditors</b>		
As Auditor	5,00,000	5,00,000
For Tax Audit	2,50,000	2,00,000
For Quarterly reviews	2,50,000	1,95,000
For Taxation matters	75,000	60,000
For Other services	1,60,000	2,05,000
For Reimbursement of expenses	11,000	10,210
<b>Total</b>	<b>12,46,000</b>	<b>11,70,210</b>
<b>B. Subsidiary Auditors</b>		
As Auditors	9,65,246	7,46,152
<b>Total</b>	<b>22,11,246</b>	<b>19,16,362</b>

#### 16. Additional Information, as required under Schedule III to the Companies Act, 2013 of enterprises consolidated as Subsidiary:

SL. No.	Name of the entity	Net Assets, i.e., total assets minus total liabilities		Share in profit or loss (Profit after tax)	
		As % of consolidated net assets	Amount (in ₹)	As % of consolidated profit or loss	Amount (in ₹)
	<b>Parent</b>				
	Alphageo (India) Limited	72.29	76,46,31,899	59.79	6,95,55,213
	<b>Subsidiary – Foreign</b>				
1	Alphageo International Limited and its Subsidiary	41.26	43,63,86,298	37.61	4,37,52,814
	Total	113.55	120,10,18,197	97.40	11,33,08,027
	Less: Effect of Inter Company adjustments / eliminations	(13.55)	(14,32,79,265)	2.60	30,30,596
	Consolidated Net Assets / Profit after Tax	100.00	105,77,38,932	100.00	11,63,38,623

Per our Report of even date

For and on behalf of the Board

For P.V.R.K. Nageswara Rao & Co.,  
Chartered Accountants  
Firm's Registration Number: 002283S

A. Dinesh  
Managing Director

Z.P. Marshall  
Chairman

N. Anka Rao  
Partner  
Membership Number: 23939

Venkatesa Perumallu Pasumarthy  
Chief Financial Officer

Meenakshi Naag  
Company Secretary

Hyderabad  
20.05.2016



# Notice of 29th Annual General Meeting

Notice is hereby given that the **TWENTY NINTH ANNUAL GENERAL MEETING** of the Members of **ALPHAGEO (INDIA) LIMITED** will be held on **Thursday, 29th September 2016 at 11:00 A.M.** at Sundarayya Vignana Kendram, 1-8-1/B/25A, Baghlingampally, Hyderabad-500 044, to transact the following business:

## ORDINARY BUSINESS

1. To receive, consider and adopt;
  - a) the Audited Financial Statements of the Company for the Financial Year ended 31st March, 2016 together with the Report of the Directors' and Auditors' thereon.
  - b) the Audited Consolidated Financial Statements of the Company for the Financial Year ended 31st March 2016 together with Report of Auditors' thereon.
2. To declare dividend on the Equity Shares for the Financial Year ended 31st March, 2016.
3. To appoint a Director in place of Mr. Rajesh Alla (DIN: 01657395), who retires by rotation and being eligible, offers himself for reappointment.
4. Ratification of Auditors' Appointment  
To consider and if thought fit, to pass, with or without modification(s), the following resolution as an **Ordinary Resolution**:

**"RESOLVED THAT** pursuant to the provisions of Section 139,142 and such other applicable provisions if any, of the Companies Act, 2013 ("Act") read with Companies (Audit and Auditors) Rules, 2014, as amended from time to time and pursuant to the Resolution passed by the Members at the Twenty Seventh Annual General Meeting (AGM) held on 26th September, 2014 in respect of appointment of the auditors, M/s. PVRK Nageswara Rao & Co. Chartered Accountants (Firm Registration No. 002283S) Hyderabad, till the conclusion of the 30th Annual General Meeting of the Company, the Company hereby ratifies the appointment of M/s. PVRK Nageswara Rao & Co., as Auditors' of the Company to hold office from the conclusion of this 29th Annual General Meeting till conclusion of the 30th Annual

General Meeting of the Company at a remuneration as may be decided by the Board of Directors of the Company.

## SPECIAL BUSINESS

5. Re-appointment of Mr. Dinesh Alla (DIN 01843423) Director of the Company, as Managing Director of the Company and to fix his remuneration.

To consider and if thought fit, to pass with or without modification, the following resolution as a **SPECIAL RESOLUTION**:

**"RESOLVED THAT** pursuant to the provisions of Sections 196, 197, 198, 203 and any other applicable provisions of the Companies Act, 2013(Act) and the relevant rules made thereunder (including any statutory modification or re-enactment thereof for the time being in force) read with Schedule- V of the said Act, the consent of the Company be and is hereby accorded to the re-appointment of Mr. Dinesh Alla, as Managing Director of the Company for a period of FIVE years, with effect from August 21, 2016 on the terms and conditions including remuneration to be paid in the event of inadequacy of profits or absence of profits in any financial year upon such terms and conditions and at such a remuneration for a period of THREE Years from the date of his re-appointment, as set out in the Statement annexed to the Notice convening this Meeting, with liberty to the Board of Directors (hereinafter referred to as "the Board" which term shall be deemed to include Nomination and Remuneration Committee of the Board) to alter and vary the terms and conditions of the said re-appointment and/or remuneration as it may deem fit and as may be accepted to Mr. Dinesh Alla, subject to the same not exceeding the limits specified under Section 197 read with Schedule V to the Companies Act 2013 or any statutory modification(s) or re-enactment thereof;

**RESOLVED FURTHER THAT** the Board of Directors or a Committee thereof of the Company be and is hereby authorised to do all acts and take all such steps as may be necessary, proper or expedient to give effect to this resolution".

6. Issue of Securities of the Company:

To consider and if thought fit, to pass with or without modification, the following resolution as a **SPECIAL RESOLUTION**:

**"RESOLVED THAT** pursuant to the provisions of Section 62(1)(c) and other applicable provisions, if any, of the Companies Act, 2013 (the "Companies Act") and rules made thereunder, to the extent notified and in effect, and applicable provisions, if any, of the Companies Act, 1956, as amended (without reference to the provisions thereof that have ceased to have effect upon notification of sections of the Companies Act), the Foreign Exchange Management Act, 1999, as amended, the Foreign Exchange Management (Transfer or Issue of Security by a Person Resident Outside India) Regulations, 2000, as amended, the Issue of Foreign Currency Convertible Bonds and Ordinary Shares (Through Depository Receipt Mechanism) Scheme, 1993, as amended and the rules, regulations, guidelines, notifications and circulars, if any, issued by the Government of India, the Reserve Bank of India, the Securities and Exchange Board of India including the Securities and Exchange Board of India (Issue of Capital and Disclosure Requirements) Regulations, 2009, as amended (the "ICDR Regulations") or any other competent authority, whether in India or abroad, from time to time, to the extent applicable including the enabling provisions of the listing agreements entered into with the stock exchanges on which the Company's equity shares are listed (the "Listing Agreements"), the Memorandum of Association and Articles of Association of Alphageo (India) Limited (the "Company") and subject to approvals, consents, permissions and sanctions as might be required and subject to such conditions and modifications as might be prescribed while granting such approvals, consents, permissions and sanctions and which may be agreed to by the Board of Directors of the Company (hereinafter referred to as the "Board", which term shall be deemed to include any Committee(s) constituted/to be constituted by the Board to exercise its powers including the powers conferred by this Resolution) and in supersession of the Resolution for Issue of Securities of the Company passed at the Extra Ordinary General Meeting of the members held on 22nd December 2015, the Board is hereby authorised on behalf of the Company, to create, offer, issue and allot (including with provisions for reservation on firm

and/or competitive basis, of such part of issue and for such categories of persons including employees of the Company as may be permitted), with or without a green shoe option, in one or more tranches, in the course of domestic and/or international offering(s) in one or more foreign markets and/or domestic market, by way of a public issue, preferential issue, qualified institutions placement, private placement or a combination thereof, such number of equity shares of the Company (the "Equity Shares") or the Global Depository Receipts ("GDRs"), the American Depository Receipts ("ADRs"), the Foreign currency convertible bonds ("FCCBs"), fully convertible debentures/partly convertible debentures/optionally convertible debentures, non-convertible debentures, preference shares convertible into Equity Shares, and/or any other financial instruments or securities convertible into or linked to Equity Shares or with or without detachable warrants with a right exercisable by the warrant holders to convert or subscribe to the Equity Shares or otherwise, in registered or bearer form, and/or any security convertible into Equity Shares with or without voting/special rights and/or securities linked to Equity Shares, whether rupee denominated or denominated in foreign currency (hereinafter collectively referred to as the "Securities") or any combination of Securities, to all eligible investors, including residents and/or non-residents and/or institutions/banks and/or incorporated bodies and/or individuals and/or trustees and/or stabilising agent or any other category of investors, and whether or not such investors are members of the Company (collectively the "Investors"), through one or more prospectus or letter of offer or placement document or offering circular or offer document, at such time or times, at such price or prices, at market price(s) or at a discount or premium to market price(s) in terms of applicable regulations, in one or more tranche or tranches, and on such terms and conditions considering the prevailing market conditions and other relevant factors wherever necessary, at the Board's discretion including the discretion to determine the category of Investors to whom the offer, issue and allotment of Securities shall be made to the exclusion of others, in such manner, including allotment to stabilising agent in terms of green shoe option, if any, exercised by the Company, and where necessary in consultation with the book running lead managers and/or underwriters and/or stabilising agent and/or other advisors or otherwise on such terms and conditions, including issue

of Securities as fully or partly paid, making of calls and manner of appropriation of application money or call money, in respect of different class(es) of investor(s) and/or in respect of different Securities, as the Board may in its absolute discretion decide at the time of issue of the Securities.

**RESOLVED FURTHER THAT** in case of a qualified institutions placement pursuant to Chapter VIII of the ICDR Regulations, the allotment of Securities (or any combination of the Securities as decided by the Board) shall only be to Qualified Institutional Buyers within the meaning of Chapter VIII of the ICDR Regulations, such Securities shall be fully paid-up and the allotment of such Securities shall be completed within 12 months from the date of this resolution at such price being not less than the price determined in accordance with the pricing formula provided under Chapter VIII of the ICDR Regulations. The Company may, in accordance with applicable law, also offer a discount of not more than 5% or such percentage as permitted under applicable law on the price calculated in accordance with the pricing formula provided under the ICDR Regulations.

**RESOLVED FURTHER THAT** in the event that Equity Shares are issued to qualified institutional buyers under Chapter VIII of the ICDR Regulations, the relevant date for the purpose of pricing of the Equity Shares shall be the date of the meeting in which the Board decides to open the proposed issue of Equity Shares and at such price being not less than the price determined in accordance with the pricing formula provided under Chapter VIII of the ICDR Regulations.

**RESOLVED FURTHER THAT** in the event that convertible securities and/or warrants which are convertible into Equity Shares of the Company are issued simultaneously with non-convertible debentures to qualified institutional buyers under Chapter VIII of the ICDR Regulations, the relevant date for the purpose of pricing of such securities, shall be the date of the meeting in which the Board decides to open the issue of such convertible securities and/or warrants simultaneously with non-convertible debentures or the date on which the holders of such convertible securities / warrants become entitled to apply for the Equity Shares and at such price being not less than the price determined in accordance with the pricing formula provided under Chapter VIII of the ICDR Regulations.

**RESOLVED FURTHER THAT** in the event the Securities proposed to be issued as ADRs or GDRs or FCCBs, pursuant to the provisions of the Issue of Foreign Currency Convertible Bonds and Ordinary Shares (Through Depository Receipt Mechanism) Scheme, 1993 and other applicable pricing provisions issued by the Ministry of Finance, the relevant date for the purpose of pricing the Securities to be issued pursuant to such issue shall be the date of the meeting in which the Board or duly authorised committee of directors decides to open such issue.

**RESOLVED FURTHER THAT** the issue to the holders of the Securities, which are convertible into or exchangeable with equity shares at a later date shall be, inter alia, subject to the following terms and conditions:

- (a) in the event the Company is making a bonus issue by way of capitalisation of its profits or reserves prior to the allotment of the Equity Shares, the number of Equity Shares to be allotted shall stand augmented in the same proportion in which the equity share capital increases as a consequence of such bonus issue and the premium, if any, shall stand reduced pro tanto;
- (b) in the event of the Company making a rights offer by issue of Equity Shares prior to the allotment of the Equity Shares, the entitlement to the Equity Shares will stand increased in the same proportion as that of the rights offer and such additional Equity Shares shall be offered to the holders of the Securities at the same price at which they are offered to the existing shareholders;
- (c) in the event of merger, amalgamation, takeover or any other re-organisation or restructuring or any such corporate action, the number of Equity Shares, the price and the time period as aforesaid shall be suitably adjusted; and
- (d) in the event of consolidation and/or division of outstanding Equity Shares into smaller number of Equity Shares (including by way of stock split) or re-classification of the Securities into other securities and/or involvement in such other event or circumstances which in the opinion of concerned stock exchange requires such adjustments, necessary adjustments will be made.

**RESOLVED FURTHER THAT** in pursuance of the aforesaid resolutions:

- (a) the Securities to be so created, offered, issued and allotted shall be subject to the provisions of the Memorandum and Articles of Association of the Company; and
- (b) the Equity Shares that may be issued by the Company shall rank *pari passu* with the existing Equity Shares of the Company in all respects including for the payment of dividend on such shares.

**RESOLVED FURTHER THAT** without prejudice to the generality of the above, subject to applicable laws and subject to approval, consents, permissions, if any of any governmental body, authority or regulatory institution including any conditions as may be prescribed in granting such approval or permissions by such governmental authority or regulatory institution, the aforesaid Securities may have such features and attributes or any terms or combination of terms in accordance with international practices to provide for the tradability and free transferability thereof as per the prevailing practices and regulations in the capital markets including but not limited to the terms and conditions in relation to payment of dividend, issue of additional Equity Shares, variation of the conversion price of the Securities or period of conversion of Securities into Equity Shares during the duration of the Securities and the Board be and is hereby authorised in its absolute discretion in such manner as it may deem fit, to dispose off such of the Securities that are not subscribed.

**RESOLVED FURTHER THAT** for the purpose of giving effect to the above Resolution including any offer, issue or allotment of Equity Shares or Securities or instruments representing the same, as described above, the Board be and is hereby authorised on behalf of the Company to do all such acts, deeds, matters and things, as it may, in its absolute discretion, deem necessary or desirable for such purpose, including without limitation, the determination of terms and conditions for issuance of Securities including the number of Securities that may be offered in domestic or international markets and proportion thereof, timing for issuance of such Securities, issue price, face value, premium amount on issue/conversion of the Securities, if any, rate of interest, creation of mortgage/ charge in accordance with provisions of the Companies Act 2013, and shall

be entitled to vary, modify or alter any of the terms and conditions as it may deem expedient, entering into and executing arrangements for managing, underwriting, marketing, listing, trading and providing legal advice as well as acting as depository, custodian, registrar, stabilising agent, paying and conversion agent, trustee, escrow agent and executing other agreements, including any amendments or supplements thereto, as necessary or appropriate and to finalise, approve and issue any document(s), including but not limited to prospectus and/or letter of offer and/or placement document and/or offering circular and/or offer document and/or documents and agreements including filing of registration statements, prospectus and other documents (in draft or final form) with any Indian or foreign regulatory authority or stock exchanges and sign all deeds, documents and writings and to pay any fees, commissions, remuneration, expenses relating thereto and with power on behalf of the Company to settle all questions, difficulties or doubts that may arise in regard to the issue, offer or allotment of Securities and take all steps which are incidental and ancillary in this connection, including in relation to utilisation of the issue proceeds, as it may in its absolute discretion deem fit without being required to seek further consent or approval of the members of the Company ("Members") or otherwise to the end and intent that the Members shall be deemed to have given their approval thereto expressly by the authority of this resolution.

**RESOLVED FURTHER THAT** for the purpose of giving effect to any offer, issue or allotment of Equity Shares or Securities or instruments representing the same, as described above, the Board be and is hereby authorised on behalf of the Company to seek listing of any or all of such Securities on one or more Stock Exchanges in India or outside India and the listing of Equity Shares underlying the ADRs and/or GDRs on the Stock Exchanges in India.

**RESOLVED FURTHER THAT** the Board be and is hereby authorised to delegate all or any of its powers herein conferred to any Committee or any one or more executives of the Company.

By Order of the Board

Hyderabad  
01.08.2016

**Dinesh Alla**  
*Managing Director*

## NOTES:

1. The Statement pursuant to Section 102(1) and Schedule V of the Companies Act, 2013, relating to the Special Business to be transacted at the Meeting is annexed hereto.
2. A Member entitled to attend and vote is entitled to appoint a Proxy to attend and vote instead of himself and the Proxy need not be a Member of the Company. The instrument appointing Proxy should, however, be deposited at the CORPORATE OFFICE of the Company not less than 48 hours before the commencement of the Meeting.

A person can act as a proxy on behalf of members not exceeding 50 and holding in the aggregate not more than ten percent of the total share capital of the Company carrying voting rights. A member holding more than ten percent of total share capital of the Company carrying voting rights may appoint a single person as proxy and such person shall not act as a proxy for any other person or shareholder.

3. Members/proxies are requested to bring the attendance slips duly filled in for attending the meeting and bring their copies of the Annual Report to the meeting. Members who hold shares in dematerialised form are requested to write their client ID and DP ID numbers and those who hold shares in physical form are requested to write their Folio Number in the attendance slip for attending the meeting.
4. All documents referred to in the Notice and Explanatory Statement are open for inspection at the Corporate Office of the Company between 11:00 AM to 1:00 PM on all working days except on Saturdays till the date of AGM.
5. Pursuant to Section 108 of Companies Act, 2013 read with Rule 20 of Companies (Management and Administration) Rules, 2014, and Regulation 44 of SEBI (Listing Obligations and Disclosure Requirements) Regulations 2015, the Company is pleased to provide e-voting facility to the members to cast their votes electronically on all resolutions set forth in this Notice. The detailed instructions for e-voting are given as a separate attachment to this Notice.
6. In case of Joint holders attending the meeting, only

such joint holder who is higher in the order of names will be entitled to vote.

## 7. Closure of Register of Members and Dividend:

1. The Company has notified that Register of Members shall remain closed from 24th September, 2016 to 28th September, 2016 both days inclusive for determining the names of the Members eligible for dividend, if approved, on equity shares.

2. The dividend on equity shares, as recommended by the Board of Directors, if declared at the Annual General Meeting, will be paid to those shareholders whose name appears in Register of Members as on 23rd September, 2016. In respect of shares held in Electronic Form, the dividend will be paid on the basis of particulars of beneficial ownership furnished by the Depositories for this purpose.

8. M/s. Karvy Computershare Private Limited, Karvy Selenium, Tower B, Plot 31-32, Gachibowli, Financial District, Nanakramguda, Serilingampally, Hyderabad-500032 acts as the Company's Registrar and Share Transfer Agent for both manual and electronic form of shareholding. All correspondence relating to shares, including Change in Address and Bank Particulars should be addressed directly to them. In respect of shares held in Electronic form, shareholders may send requests or correspond through their respective Depository Participants.

## 9. Remittance of Dividend:

In terms of instructions issued by the Securities Exchange Board of India, listed companies are required to use the Reserve Bank of India's approved electronic mode of payment such as Electronic Clearance Service (ECS)/ NEFT/RTGS Etc., for making payment of dividend to the members.

Accordingly, members holding securities in DMAT mode are requested to update their bank account details with their depository participants. Members holding securities in physical form may send their request for updating bank account details to the Company's Registrar & Share Transfer Agent, Karvy Computershare Private Limited.

10. Non-Resident Indian Shareholders are requested to inform the Registrars M/s. Karvy Computershare Private

Limited immediately:

- a. The change in the Residential Status on return to India for permanent settlement.
  - b. The particulars of the Bank Account maintained in India with complete name, branch, account number and address of the Bank, if not furnished earlier.
11. Corporate Members intending to depute their authorised representatives are requested to send to the Company a duly certified copy of the Board resolution authorising their representatives to attend and vote at the Annual General Meeting.
  12. Members holding shares in single name and physical form are advised to make nomination in respect of their shareholding in the Company. Shareholders desirous of making nominations are requested to send their request (which will be made available on request) to the Registrar & Share Transfer Agent M/s. Karvy Computershare Private Limited.
  13. Members desiring to seek any information on the financial statements are requested to write to the Company at an early date to enable compilation of information.
  14. The Securities and Exchange Board of India (SEBI) has mandated the submission of Permanent Account Number (PAN) by every participant in securities market. Members holding shares in electronic form are, therefore, requested to submit their PAN to their Depository Participants with whom they are maintaining their DMAT accounts. Members holding shares in physical form can submit their PAN to the Registrar & Share Transfer Agent.
  15. Pursuant to the provisions of Section 205A(5) and 205C of the Companies Act, 1956, the Company has transferred the unclaimed dividend for the Financial Years up to 2007-08, on the due date, to the Investor Education and Protection Fund ( the IEPF) established by the Government of India. Unclaimed dividend for the Years 2008-09, 2009-10, 2010-11, 2013-14 and 2014-15 are held in separate Bank accounts and shareholders who have not received / en-cashed the dividend warrants are advised to write to the Company with complete details. The Company has not declared any dividend for the financial years 2011-12 and 2012-13.
  16. Members who would like to receive all communication including Annual Report, Notices, circulars, etc. from the Company in electronic mode in lieu of physical copy and who have not registered their email addresses so far or who would like to update their email addresses already registered, are requested to register/update their email addresses, in respect of electronic shareholding - through their respective Depository participant and in respect of physical shareholding - by sending a request to the Company's Registrar & Share Transfer Agent, mentioning therein their folio number and email address.
- 17. The information pertaining to Directors seeking reappointment at the Annual General Meeting is furnished below:**
- Mr. Rajesh Alla is a post graduate Engineer from Carnegie Mellon University, Pittsburgh, USA – a premier institute for Artificial Intelligence Research. After his graduation, he worked in The Robotics Institute, Carnegie -Mellon University. He specialised in Image Processing, Computer Vision and Robotics.
- Mr. Rajesh Alla is promoter director of the Company since 30th September, 1992. He is member of Audit Committee, Nomination and Remuneration Committee and Stakeholders' Relationship Committee of Board of Directors of the Company.
- Mr. Rajesh Alla is the Founder and Managing Director of IIC Technologies Limited and Director of IIC Geo Surveys Private Ltd, IIC Academy Private Ltd, Transducers and Controls Private Ltd and Palnadu Infrastructure Private Ltd. He is holding 1,26,567 Equity Shares of the Company in his individual capacity. He is related to Mr. Dinesh Alla, Managing Director and Mrs. Savita Alla, Joint Managing Director of the Company.
- Except Mr. Rajesh Alla, Mr. Dinesh Alla, Mrs. Savita Alla and their relatives, none of the other Directors/ Key Managerial Personnel of the Company and their relatives are concerned or interested, financially or otherwise, in the resolution set out at item No.3 of the Notice.
- The Board recommends the resolution set forth in item No.3 of the Notice for approval of the Members

## EXPLANATORY STATEMENT PURSUANT TO SECTION 102 (1) OF THE COMPANIES ACT, 2013

The Explanatory Statement pursuant to section 102 of the Companies Act, 2013 ("the Act") given here under set outs all material facts relating to Special Business mentioned in Item No. 5 and 6 of the accompanying Notice dated 1st August, 2016.

### Item No. 5

Mr. Dinesh Alla assumed the office of Managing Director of the Company on 21.08.1991 and is being reappointed as such for every five-year period since then. In the recent past he has been re-appointed as Managing Director of the Company for a period of 5 years from 21st August 2011 till 20th August 2016.

Mr. Dinesh Alla, is a post graduate in Mathematics and in Management Studies from BITS, Pilani. He has very rich experience and deep knowledge about seismic survey industry and has immensely contributed to the growth of the Company by his incisive and broad based knowledge. Under his able guidance the Company has successfully executed many seismic survey contracts in different terrains. He is chief articulator in making the Company as one of the preferred vendor by major Oil Companies.

The Board of Directors of the Company (Board), at the recommendation of the Nomination and Remuneration Committee, at its meeting held on August 1, 2016 has, subject to the approval of the members by way of Special Resolution, re-appointed Mr. Dinesh Alla as Managing Director of the Company for a further period of 5 years from the expiry of his present term on 20th August, 2016, at the remuneration set out below for a period of 3 years from the date of reappointment.

It is proposed to seek the members' approval for the reappointment of and payment of remuneration to Mr. Dinesh Alla, Managing Director of the Company in terms of Section 196 and 197 read with Schedule V and other applicable provisions of the Companies Act 2013 and the Rules made thereunder;

### Brief Particulars of the terms of Remuneration payable to Mr. Dinesh Alla are as under:

- a) **Salary:** Salary of ₹9,00,000/- per month
- b) **Perquisites and Allowances:**
  - i) House Rent Allowance @ ₹1,00,000/- per month.

- ii) Reimbursement of expenses for gas, electricity and water not exceeding 5% of the salary.
- iii) Reimbursement of Actual Medical Expenses for self and family not exceeding one month salary for a year or coverage under Medical Insurance Policy of the Company.
- iv) Personal Accident Insurance not exceeding ₹12000/- per annum.
- v) Reimbursement of actual club fees subject to a maximum of two clubs.
- vi) Contribution to Provident Fund not exceeding 12% of the salary.
- vii) Gratuity at the rate of half months' salary for each Completed year of service, subject to a maximum amount as per Payment of Gratuity Act, 1972.
- viii) Encashment of unavailed leave as per rules of the Company.
- ix) Provision of car for use of Company's business and telephone at residence will not be considered as perquisites. Personal long distance calls and use of car for personal purpose shall be billed by the Company to Managing Director.

### c) **Commission:**

In addition to Salary, perquisites and allowances, Commission not exceeding 5% of the net profits of the Company in a financial year computed in the manner laid down in Section 197(8) of the Companies Act 2013.

### d) **Minimum Remuneration:**

Notwithstanding anything to the contrary herein contained, where in any financial year, during the current tenure of Managing Director, the Company does not have profits or its profits are inadequate, the Company shall pay remuneration by way of salary, perquisites and allowances, commission not exceeding the maximum limits as prescribed under Section II, Part II of Schedule V of the Companies Act, 2013 as amended from time to time as minimum Remuneration to Mr. Dinesh Alla.

### e) **Aggregate Remuneration:**

The aggregate of remuneration, commission, perquisites and allowances payable to the Managing Director individually or to all whole time directors if any of the Company taken together during any financial year shall

not exceed 5%/10% of profits of the Company calculated in accordance with the provisions of Section 198 of the Companies Act 2013."

In the opinion of the Board of Directors, Mr. Dinesh Alla satisfied all the conditions set out in Part-I of Schedule V to the Act and also the conditions set out under sub-section (3) of Section 196 of the Act for being eligible for his re-appointment and entitled for the proposed remuneration. He is not disqualified from being appointed as Director in terms of Section 164 of the Act.

The above may be treated as a written memorandum setting out the terms of re-appointment of Mr. Dinesh Alla, as Managing Director of the Company under Section 190 of the Act.

Additional Information required under Schedule V of the Companies act, 2013 is furnished hereunder:

I	Information Sought	Information																					
1	Nature of Industry	The Company is engaged in providing seismic data acquisition and related services for Oil and Gas Exploration Companies.																					
2	Date or expected date of Commencement of commercial production	The Company has commenced its commercial operations in the year 1990 and is in the business for more than 25 years.																					
3	Financial Performance based on given indicators	(₹ in lakh) <table border="1"> <thead> <tr> <th>Particulars</th> <th>2015-16</th> <th>2014-15</th> </tr> </thead> <tbody> <tr> <td>Total Revenue</td> <td>7022.61</td> <td>6498.35</td> </tr> <tr> <td>Total expenses</td> <td>5991.50</td> <td>4945.53</td> </tr> <tr> <td>Profit Before Tax</td> <td>1031.11</td> <td>1552.83</td> </tr> <tr> <td>Profit After Tax</td> <td>695.55</td> <td>1489.64</td> </tr> <tr> <td>Dividend</td> <td>20%</td> <td>20%</td> </tr> <tr> <td>Shareholders' Fund</td> <td>7646.32</td> <td>6149.05</td> </tr> </tbody> </table>	Particulars	2015-16	2014-15	Total Revenue	7022.61	6498.35	Total expenses	5991.50	4945.53	Profit Before Tax	1031.11	1552.83	Profit After Tax	695.55	1489.64	Dividend	20%	20%	Shareholders' Fund	7646.32	6149.05
Particulars	2015-16	2014-15																					
Total Revenue	7022.61	6498.35																					
Total expenses	5991.50	4945.53																					
Profit Before Tax	1031.11	1552.83																					
Profit After Tax	695.55	1489.64																					
Dividend	20%	20%																					
Shareholders' Fund	7646.32	6149.05																					
4	Foreign Investment or collaborations, if any	Foreign Investment as on 31.3.2016 is 4.15%. There is no foreign collaborations in existence as on 31.3.2016																					
<b>II Information about the appointee:</b>																							
1	Background details	Mr. Dinesh Alla is a post graduate in Mathematics and in Management Studies from BITS, Pilani and has a wide experience in the field of Seismic Survey. He is Managing Director of the Company since 1991 and under his able guidance the Company has successfully executed many seismic survey contracts in different terrains all over India.																					
2	Past Remuneration	Members at 27th Annual General Meeting of the Company has approved the Remuneration consisting of Salary and Allowances, commission and perquisites with a ceiling of 5% of the profit under Section 197 of the Companies Act, 2013. He has been paid a remuneration for the year 2015-16 of ₹87.09 lakh (For 2014-15 ₹68.46 lakh)																					
3	Recognition or awards	Mr. Dinesh Alla is chief articulator in making the Company as one of the preferred vendor by major Indian Oil Companies and also International Renowned Oil and Gas Companies.																					



4	Job profile and his suitability	Mr. Dinesh Alla has rich experience and deep knowledge about seismic survey industry and has immensely contributed to the growth of the Company by his incisive and broad based knowledge.
5	Remuneration proposed	Remuneration proposed is inline with Schedule V of the Companies Act, 2013 with a minimum remuneration of not exceeding the amount specified in Part II of Schedule V of the Companies Act 2013 and a maximum of 5% of profits calculated in the prescribed manner
6	Comparative remuneration profile with respect to industry, size of the Company, profile of the Company, profile of the position and person (in case of expatriates the relevant details would be with respect to the country of his origin)	Mr. Dinesh Alla (DIN: 01843423) has served on the Board of the Company since inception. He has led the Company from its Company, profile of the nascent stage and has propelled its growth. He has streamlined the business process operations of the Company and has been a strategic management personal. His skill set and his experience places him at par with similar positions on other companies of comparable sizes and nature. Considering the general industry and the specific Company profile, the proposed remuneration is in line with the industry levels and that of comparatively placed companies in India.
7	Pecuniary relationship directly or indirectly with Company, or relationship with the managerial personnel, if any	Mr. Dinesh Alla is a Promoter Director and Managing Director of the Company. Details of pecuniary relationship with company are disclosed in Notes to Financial Statements for the year 2015-16. Mr. Rajesh Alla, Director and Mrs. Savita Alla, Joint Managing Director are related to the appointee.
<b>III Other Information:</b>		
	Reasons for loss or inadequate profits, steps taken or proposed to be taken for improvement and expected increase in productivity and profits in measurable terms.	The Company has total revenue of ₹7022.61 lakh for 2015-16 against ₹6498.35 lakh for 2014-15. Having improved government initiatives for Oil and Gas Exploration in the Country and aggressive projections of 12th Five year plan, the operations in forthcoming years will increase and the Company is in commendable position to utilise each and every opportunity it will come across.

Mr. Dinesh Alla (DIN:01843423) is interested in this resolution as the same relates to his re-appointment and remuneration payable to him.

Mr. Rajesh Alla (DIN: 01657395) and Mrs. Savita Alla (DIN: 00887071) being related to Mr. Dinesh Alla (DIN: 01843423) are deemed to be interested in the resolution.

The relatives of Mr. Dinesh Alla (DIN: 01843423) may be deemed to be interested in the resolution to the extent of their shareholding interest, if any, in the Company. Save and except the above, none of the other Directors / Key Managerial Personnel of the Company / their relatives is in any way, concerned or interested, financially or otherwise, in the resolution.

The Board of Directors accordingly recommends the Special Resolution set out at Item No. 5 of the accompanying Notice for the approval of the Members.

**Item No. 6**

The Company, in order to enhance its competitiveness and ability in execution of the contracts, needs to strengthen its financial position and net worth by augmenting its long term resources.

The Company to meet the requirements for the above purpose and for general corporate purposes, as may be decided by the Board from time to time, it is proposed to seek the authorisation from the Members of the Company in favour of Board of Directors "(Board" which expression for the purposes of this resolution shall include any committee of Directors constituted by the Board), without the need for any further approval from the Members to undertake issue of securities of the Company in compliance with the applicable provisions, rules, regulations, guidelines, notifications and circulars if any of the Companies Act, 2013 or issued by the Government of India, Securities and Exchange Board of India, Reserve Bank of India or the Listing Agreements entered with the Stock Exchanges, as set out in the special resolution at Item No. 6 of the accompanying Notice.

In view of above, the Board may, in one or more tranches. issue and allot equity shares / fully convertible debentures, partly convertible debentures, optionally convertible debentures, non-convertible debentures/ preference shares, convertible or non-convertible/ global depository receipts/ American depository receipts/ foreign currency convertible bonds /any other financial instrument or securities convertible into or linked to equity shares with or without detachable warrants with a right exercisable by warrant holders to convert or subscribe to the equity shares or otherwise, with or without voting rights, denominated in rupees or in foreign currency to all eligible investors including resident or non-resident and /or institutions/banks/qualified institutional buyers/

incorporated bodies / individuals or any other category of investors which aggregating not to exceed ₹300 crore.

The pricing of the securities and the relevant date that may be applicable to a particular security or instrument shall be in compliance with the applicable regulations including SEBI (ICDR) Regulations.

For the reasons aforesaid, an enabling special resolution seeking approval of the members and giving an adequate flexibility and discretion to the Board was passed at the Extra Ordinary General Meeting held on 22nd December 2015. However, as per the Provisions of Chapter VIII of SEBI (ICDR) Regulations and Rule 13 (2)(e) and (f) of the Companies (Share Capital and Debenture) Rules 2014, the validity of the Resolution is expiring on 21st December 2016. It is proposed, to have valid enabling resolution for the aforesaid purposes until issue of securities of the Company and to give an adequate flexibility and discretion to the Board to finalise the terms of the issue of securities from time to time and also to authorise Managing Director of the Company to do all required and necessary acts relating to the issue of securities of the Company, to pass the Special Resolution set out at Item No. 6 of the accompanying Notice for the approval of the Members.

None of the Directors, Key Managerial Personnel and their relatives are, in anyway, concerned or interested in the said resolution, except to the extent of their equity holdings if any in the Company.

By Order of the Board

Hyderabad  
01.08.2016

**Dinesh Alla**  
*Managing Director*





## ALPHAGEO (INDIA) LIMITED

(CIN: L74210TG1987PLC007580)

**Regd Office:** 802, Babukhan Estate, Basheerbagh, Hyderabad – 500001

**Corporate Office:** 6-3-250/2, Road No.1, Banjara Hills, Hyderabad – 500034

**Tel:** 040-23320502/503, **Fax:** 040-23302238, **Email:** info@alphageoindia.com

**Website:** www.alphageoindia.com

### Notice of 29th Annual General Meeting

#### Instructions for Remote E-Voting Forming Part of Notice Convening 29th Annual General Meeting

#### E-voting

Pursuant to Section 108 of the Companies Act, 2013, Rule 20 of the Companies (Management and Administration) Rules, 2014, including any statutory modification(s) or re-enactment thereof for the time being in force and Regulation 44 of SEBI (Listing Obligations and Disclosure Requirements) Regulations, 2015, ALPHAGEO (INDIA) LIMITED (the Company) is pleased to provide its shareholders remote e-voting facility to cast their votes electronically on all resolutions set forth in the Notice convening the 29th Annual General Meeting scheduled to be held on 29th September 2016 at 11.00 AM. The remote e-voting facility is being provided by Karvy Computershare Private Limited (KCPL).

#### E-voting Event Number and Timelines for Voting

The E-voting Event Number and the timelines of E-voting detailed below:

E-voting Event Number (EVEN)	Commencement of remote e-voting	End of remote e-voting
2669	Monday, 26th September, 2016 (11:00 A.M. IST)	Wednesday, 28th September, 2016 (5:00 P.M. IST)

#### General Information:

- Shareholders of the Company holding shares either in physical form or in dematerialised form, as on the cutoff date, may cast their vote electronically. The voting rights of the shareholders shall be ONE VOTE PER EQUITY SHARE registered in the name of the shareholder / beneficial owner **as on the cut-off date i.e. 23rd September, 2016.**
- Every shareholder requires User ID and Password/Pin for casting their votes electronically. In case of physical folio, User ID will be EVEN number followed by folio number. In case of Demat account, User ID will be your DP ID and Client ID.
- For Shareholders receiving Notice of AGM in physical form, the initial password will be intimated along with the Notice of Annual General Meeting and for Shareholders receiving Notice of AGM electronically, password will be provided in the email forwarding the electronic notice.
- Any person who becomes a member of the Company after the dispatch of the Notice of the AGM and holds shares as on the cutoff date may obtain /Pin and Password by contacting Karvy Computershare Private Ltd.
- The Remote E- voting period commences on **26th September 2016 (11.00 AM) and end on 28th September 2016 (5.00 PM)**. During this period, Shareholder of the Company holding their shares either in physical form or in dematerialised form, as on the cutoff date 23rd September, 2016, may cast their votes electronically. The E-voting module shall be disabled by Karvy for voting thereafter. Once the vote on a resolution is casted by the shareholders, the shareholders shall not be allowed to change it subsequently.
- Shareholders who have not casted their votes electronically, may only cast their vote at the Annual General Meeting.
- M/s. D. Hanumanta Raju & Co., Practicing Company Secretaries, Hyderabad will act as Scrutinizer for scrutinizing the E-voting process in a fair manner.
- The scrutinizer shall, immediately after the conclusion of voting at the AGM, first counts the votes cast at the meeting, thereafter unlock the votes cast through remote e-voting in the presence of at least two witnesses, not in employment of the company and make a Consolidated Scrutinizer's Report of the votes cast in favour or against,

if any of each of the resolutions set forth in the Notice of the Annual General Meeting, not later than 48 hours of conclusion of the meeting, to the Chairman of the Meeting or a person authorised by him in writing who shall countersign the same .

9. Resolutions shall be deemed to be passed on the date of AGM subject to receipt of requisite number of votes in favour of Resolutions.
10. The results of voting along with the scrutinizers' report shall be placed on the website of the Company [www.alphageoindia.com](http://www.alphageoindia.com) and on Karvy's website <https://evoting.karvy.com> and shall be intimated to the stock exchanges immediately after declaration of results by the Chairman or by a person authorised by him.

#### **Instruction and Step for E-Voting:**

Shareholders are requested to read the instructions / steps detailed below before exercising/casting their vote:

- i. Launch internet browser by typing the URL: <https://evoting.karvy.com>
- ii. Enter the login credentials (i.e. User ID and password/ Pin). However, if you are already registered with Karvy for e-voting, you can use your existing User ID and Password/ Pin for casting your vote.
- iii. After entering these details appropriately, click on "LOGIN".
- iv. You will now reach password change Menu wherein you are required to mandatorily change your password. The new password shall comprise of minimum 8 characters with at least one upper case (A- Z), one lower case (a-z), one numeric value (0-9) and a special character (@,#,\$, etc.). The system will prompt you to change your password and update your contact details like mobile number, email ID etc. on first login. You may also enter a secret question and answer of your choice to retrieve your password in case you forget it. It is strongly recommended that you do not share your password with any other person and that you take utmost care to keep your password confidential.
- v. You need to login again with the new credentials.
- vi. On successful login, the system will prompt you to select the E- Voting "EVEN" i.e., Alphageo (India) Limited.
- vii. On the voting page, enter the number of shares (which represents the number of votes) as on the Cut-off Date under "FOR / AGAINST" or alternatively, you may partially

enter any number in "FOR" and partially "AGAINST" but the total number in "FOR / AGAINST" taken together not exceeding your total shareholding as mentioned herein above. You may also choose the option ABSTAIN. If the shareholder does not indicate either "FOR" or "AGAINST" it will be treated as "ABSTAIN" and the shares held will not be counted under either head.

- viii. Shareholders holding multiple folios / Demat accounts shall choose the voting process separately for each folio / Demat accounts.
- ix. Voting has to be done for each item of the notice separately. In case you do not desire to cast your vote on any specific item it will be treated as abstained.
- x. You may then cast your vote by selecting an appropriate option and click on "Submit". A confirmation box will be displayed. Click "OK" to confirm else "CANCEL" to modify. Once you have voted on the resolution, you will not be allowed to modify your vote. During the voting period, Members can login any number of times till they have voted on all the Resolution(s).
- xi. Corporate / Institutional Members (i.e. other than Individuals, HUF, NRI etc.) are also required to send scanned certified true copy (PDF Format) of the Board Resolution / Authority Letter etc., together with attested specimen signature(s) of the duly authorised representative(s), to the Scrutinizer at [email ID: dhr300@gmail.com](mailto:dhr300@gmail.com) with a copy marked to [evoting@karvy.com](mailto:evoting@karvy.com). The scanned image of the above mentioned documents should be in the naming format "Alphageo (India) Limited 29th Annual General Meeting".
- xii. Once the vote on a resolution is cast by a Member, the Member shall not be allowed to change it subsequently. Further, the Members who have cast their vote electronically shall not be allowed to vote again at the Meeting.
- xiii. In case of any queries, you may refer Help Et Frequently Asked Question (FAQs) section of <https://evoting.karvy.com> (Karvy Website) or call KCPL on 040-67161606& Toll Free No.1800 3454 001.

By Order of the Board

Hyderabad  
01.08.2016

**Dinesh Alla**  
*Managing Director*



## ALPHAGEO (INDIA) LIMITED

(CIN: L74210TG1987PLC007580)

**Regd Office:** 802, Babukhan Estate, Basheerbagh, Hyderabad – 500001

**Corporate Office:** 6-3-250/2, Road No.1, Banjara Hills, Hyderabad – 500034

**Tel:** 040-23320502/503, **Fax:** 040-23302238, **Email:** info@alphageoindia.com

**Website:** www.alphageoindia.com

**Share Transfer Agent: Karvy Computershare Private Limited,  
Karvy Selenium, Tower B, Plot 31-32, Gachibowli, Financial District,  
Nanakramguda, Serilingampally, Hyderabad-500032**

### Attendance Slip

Regd. Folio. No.		*DP ID:	
No. of Equity Shares held		*Client ID:	

Name of Shareholder	
Name of Proxy	

I/We hereby record my/our presence at the 29th Annual General Meeting of the Alphageo (India) Limited, held on Thursday, 29th September 2016 at 11.00 AM at "Sundarayya Vignana Kendram, 1-8-1/B/25 A, Baghlingampally, Hyderabad – 500 044.

#### SIGNATURE OF THE MEMBER OR THE PROXY ATTENDING THE MEETING

\_\_\_\_\_  
If Member, Please sign here

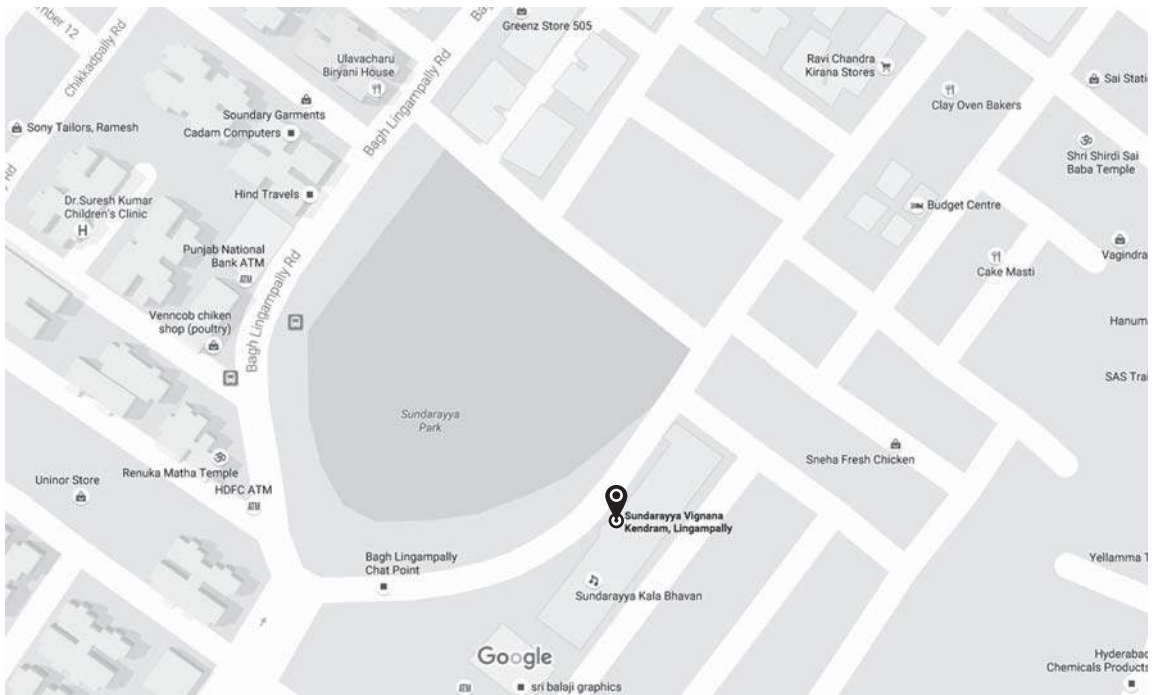
\_\_\_\_\_  
If Proxy, Please sign here

**Notes:** This form should be signed and handed over at the Meeting Venue.

\*Applicable for investors holding shares in electronic form.



## Route-map of venue of Annual General Meeting





**ALPHAGEO (INDIA) LIMITED**

(CIN: L74210TG1987PLC007580)

**Regd Office:** 802, Babukhan Estate, Basheerbagh, Hyderabad – 500001

**Corporate Office:** 6-3-250/2, Road No.1, Banjara Hills, Hyderabad – 500034

**Tel:** 040-23320502/503, **Fax:** 040-23302238, **Email:** info@alphageoindia.com

**Website:** www.alphageoindia.com

**29th Annual General Meeting – 29th September, 2016**

**Proxy Form**

Pursuant to Section 105(6) of the Companies Act, 2013 and rule 19(3) of the Companies (Management and Administration) Rules, 2014

Name of the Member(s): .....

Registered address: .....

E-mail id:.....

Folio No/Client ID: ..... DP ID: .....

I/We, being the member (s) of ..... shares of the above named company, hereby appoint:

1. Name: .....

Address: .....

E-mail Id: ..... Signature ..... or failing him

2. Name: .....

Address: .....

E-mail Id: ..... Signature ..... or failing him

3. Name: .....

Address: .....

E-mail Id: ..... Signature .....

as my/our proxy to attend and vote (on a poll) for me/us and on my/our behalf at the 29th Annual General Meeting of the Company, to be held on Thursday of 29th September 2016 at 11.00 A.M. at "Sundarayya Vignana Kendram, 1-8-1/B/25 A, Baghlingampally, Hyderabad-500 044 and at any adjournment thereof in respect of such resolutions as are indicated below:





\*\* I/We wish my above proxy (ies) to vote in the manner as indicated in the box below:

S. No.	Resolutions	For	Against	Abstain
1. a.	Adoption of Audited Financial Statements of the Company for the Financial Year ended 31st March, 2016 together with the Reports of the Directors' and Auditors' thereon.			
1. b.	Adoption of Audited Consolidated Financial Statements of the Company for the Financial Year ended on 31st March 2016 together with Report of Auditors thereon.			
2.	Declaration of Dividend on Equity Shares for the year ended 31st March 2016.			
3.	Re-appointment of Mr. Rajesh Alla (DIN: 01657395) as Director of the Company, who retires by rotation, and being eligible offers himself for re-appointment.			
4.	Ratification of Appointment of Auditors' till the conclusion of 30th Annual General meeting and fix their remuneration.			
5.	Re-appointment of Mr. Dinesh Alla (DIN 01843423) Director of the Company, as Managing Director of the Company and to fix his remuneration.			
6.	Issue of Securities of the Company.			

Signed this ..... day of ..... 2016

.....  
Signature of shareholder

Affix  
Revenue  
Stamp here

\_\_\_\_\_  
Signature of first proxy holder

\_\_\_\_\_  
Signature of Second proxy holder

\_\_\_\_\_  
Signature of Third proxy holder

\*\* This is only optional. Please put a 'v' in the appropriate column against the resolutions indicated in the Box. Alternatively, the number of shares may be mentioned in the appropriate column in respect of which the shareholder(s) would like his /their proxy to vote. If all the columns are left blank against any one or all the resolutions, the Proxy will be entitled to vote in the manner as he/she thinks appropriate.

**Notes:**

1. This form of proxy in order to be effective should be duly completed and deposited at the Corporate Office of the Company, not less than 48 hours before the commencement of the meeting.
2. The proxy need not be a member of the Company. Appointing a proxy does not prevent a member from attending the meeting in person if the member so wishes.
3. In the case the appointer is a body corporate, the proxy form should be signed under its seal or be signed by an officer or an attorney duly authorised by it and an authenticated copy of such authorisation should be attached to the proxy form.
4. A person can act as proxy on behalf of such number of Members not exceeding fifty and holding in the aggregate not more than ten percent of the total share capital of the Company carrying voting rights. Further, a member holding more than ten percent, of the total share capital of the Company carrying voting rights may appoint a single person as proxy and such person shall not act as proxy for any other person or Member.
5. In case of joint holders, the signature of any one holder will be sufficient, but names of all the joint holders should be stated.

# Corporate information

## BOARD OF DIRECTORS

Mr. Z.P. Marshall

Mr. Dinesh Alla

Mr. Rajesh Alla

Mrs. Savita Alla

Mr. Ashwinder Bhel

Mr. Mohan Krishna Reddy Aryabumi

*Chairman-Independent Director*

*Managing Director*

*Director*

*Joint Managing Director*

*Independent Director*

*Independent Director*

## CHIEF FINANCIAL OFFICER

Venkatesa Perumallu Pasumarthy, B.Com, FCA

## COMPANY SECRETARY

Ms. Meenakshi Naag, M.Com., ACS

## AUDITORS

M/s. P.V.R.K. Nageswara Rao & Co.,  
Chartered Accountants  
109, Metro Residency,  
Rajbhavan Road, Somajiguda,  
Hyderabad - 500 082, Telangana

## SECRETARIAL AUDITORS

D. Hanumanta Raju & Co.  
Company Secretaries  
B-13, F-1, P. S. Nagar, Vijaya Nagar Colony  
Hyderabad 500 057, Telangana

## BANKERS

State Bank of India  
Axis Bank Ltd  
Punjab National Bank

## REGISTERED OFFICE

802, Babukhan Estate, Basheerbagh  
Hyderabad - 500 001, Telangana

## CORPORATE OFFICE

6-3-250/2, Road No. 1, Banjara Hills  
Hyderabad 500 034, Telangana.

## SHARE TRANSFER AGENTS

M/s. Karvy Computershare Private Limited  
Karvy Selenium Tower B, Plot 31-32,  
Gachibowli, Financial District, Nanakramguda  
Hyderabad - 500 032, Telangana  
Ph: +91 40 67161500  
Toll Free : 1800 345 4001, Fax: 040-23420814  
E-mail: einward.ris@karvy.com  
Website: www.karvycomputershare.com



**AlphaGeo (India) Limited**

6-3-250/2, Road No.1

Banjara Hills

Hyderabad - 500 034

Telangana

[www.alphaGeoindia.com](http://www.alphaGeoindia.com)

