

## Poly Medicure Limited

Regd. Office : 232-B, 3<sup>rd</sup> Floor, Okhla Industrial Estate,  
Phase-III, New Delhi - 110020 (INDIA)  
T: +91-11-33550700, 47317000, F: +91-11-26321894, 26321839  
E: info@polymedicure.com W: polymedicure.com  
CIN: L 40300DL1995PLC066923

Date: 3<sup>rd</sup> September, 2022



### The Manager

#### BSE Limited

Corporate Relationship Department,  
1<sup>st</sup> Floor, New Trading Ring,  
Rotunda Building, P J Towers,  
Dalal Street, Fort Mumbai,  
Maharashtra – 400001

### The Manager

#### National Stock Exchange of India Limited

'Exchange Plaza',  
Bandra - Kurla Complex  
Bandra (E), Mumbai,  
Maharashtra - 400051.

**Subject: - Notice of 27<sup>th</sup> Annual General Meeting, Annual Report for the year 2021-22, Book Closure and E-voting**

Dear Sir/Madam,

The 27<sup>th</sup> Annual General Meeting (AGM) of the Company will be held on **Monday, 26<sup>th</sup> September, 2022, at 10.00 a.m. through Video Conferencing ("VC" or Other Audio Visual Means ("OAVM"))** in accordance with the MCA/SEBI circulars.

Pursuant to Regulation 30 and Regulation 34(1) of Securities and Exchange Board of India (Listing Obligations and Disclosure Requirements) Regulations, 2015 ("Listing Regulations"), please find enclosed herewith Annual Report including Notice of AGM of the Company for the financial year 2021-22.

In compliance with relevant circulars issued by Ministry of Corporate Affairs and the Securities and Exchange Board of India, the Notice convening the AGM and the Annual Report of the Company for the financial year 2021-22 are being sent to all the members of the Company whose email addresses are registered with the Company or Depository Participant(s).

Pursuant to the provisions of Regulation 42 of SEBI (LODR) Regulations, 2015, please be informed that:

- **The Register of Members and Share Transfer Books** of the Company will remain **closed from Tuesday, the 20<sup>th</sup> September, 2022 to Monday, the 26<sup>th</sup> September, 2022 (Both days inclusive)** for Annual General Meeting.
- The Company will provide its members the facility to exercise their vote at the aforesaid AGM by electronic means on all resolutions set forth in the notice. **The e-voting will commence on Friday, 23<sup>rd</sup> September, 2022 (9.00 A.M) and will end on Sunday, 25<sup>th</sup> September, 2022 (5.00 P.M)**. The voting rights of Members shall be as per the number of equity shares held by the members as on the cut-off date, which is 19<sup>th</sup> September, 2022.

This is for your kind information and record please.

Thanking You,

Yours Faithfully,

For **Poly Medicure Limited**

Avinash Chandra

**Company Secretary**





2021-22

# ANNUAL REPORT

Poly Medicure Limited

## CORPORATE INFORMATION

### Board of Directors

#### Chairman

Devendra Raj Mehta

#### Non-Executive Independent Directors

Prakash Chand Surana  
Shailendra Raj Mehta  
Sandeep Bhargava  
Amit Khosla  
Sonal Mattoo

#### Non-Executive Directors

Jugal Kishore Baid  
Mukulika Baid  
Alessandro Balboni

#### Additional Director

Dr. Ambrish Mithal

#### Managing Director

Himanshu Baid

#### Joint Managing Director

Rishi Baid

#### Company Secretary

Avinash Chandra  
Ravi Prakash

#### Chief Financial Officer

Naresh Vijayvergiya

#### Bankers

State Bank of India  
Citibank N.A.  
The Hongkong and Shanghai Banking Corp. Ltd.  
HDFC Bank Ltd.

#### Auditors

M/s. M.C. Bhandari & Co.  
204, Second Floor, Manisha Building,  
75-76, Nehru Place, New Delhi-110019  
New Delhi

#### Internal Auditors

M/s. Price WaterHouse Coopers Pvt. Ltd., New Delhi  
M/s. Oswal Sunil & Company, New Delhi

#### Cost Auditors

M/s. Jai Prakash & Co.  
Faridabad

#### Secretarial Auditors

M/s. P.K. Mishra & Co.  
New Delhi


#### Registrar and Transfer Agents

MAS Services Limited,  
T-34, 2nd Floor,  
Okhla Industrial Area, Phase-II,  
New Delhi-110020  
Tel:+ 91(011)-26387281/82  
Fax No. 011- 26387384  
E-mail: mas\_serv@yahoo.com  
Website: www.masserve.com

#### Registered Office

232B, 3rd Floor, Okhla Industrial Estate, Phase III  
New Delhi – 110020 (India)  
Tel No.: 91 11 - 26321838, 81, 89, 93  
Fax No.: 91 11 – 26321839, 94  
Email: investorcare@polymediculture.com  
Website: www.polymediculture.com  
CIN: L40300DL1995PLC066923

**AGM Venue**  
**Video Conferencing (VC) or**  
**Other Audio Video Means (OAVM)**

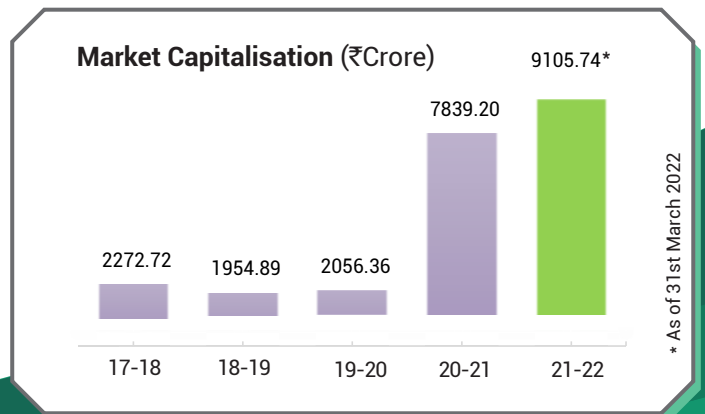
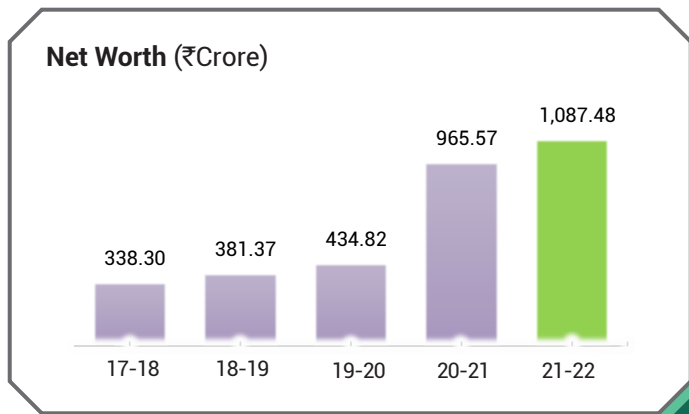
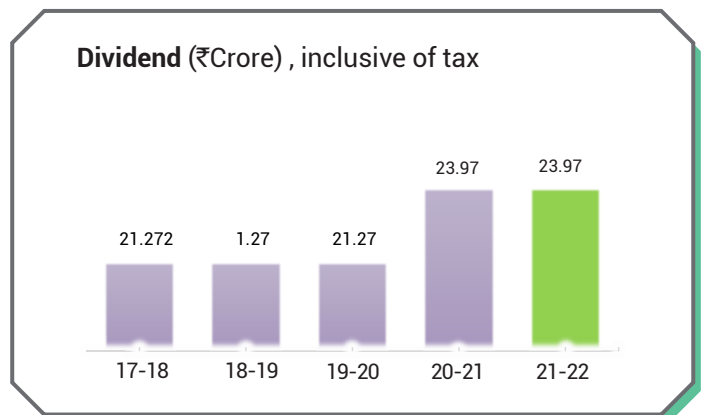
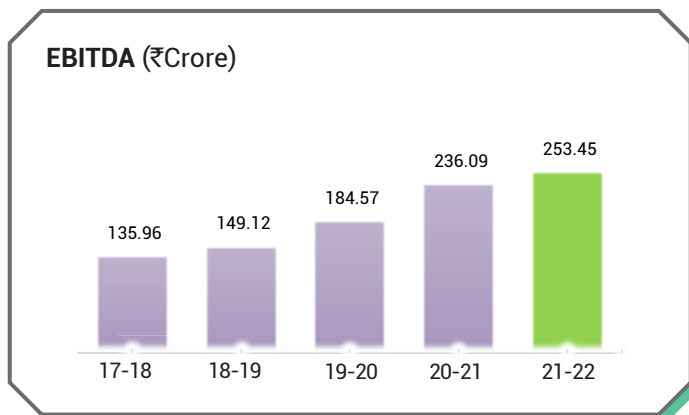
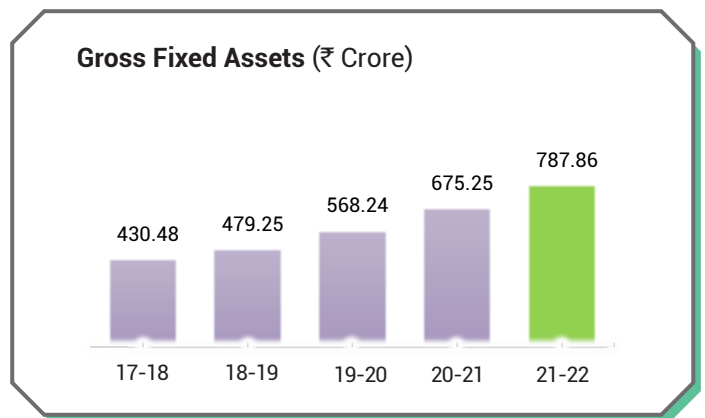
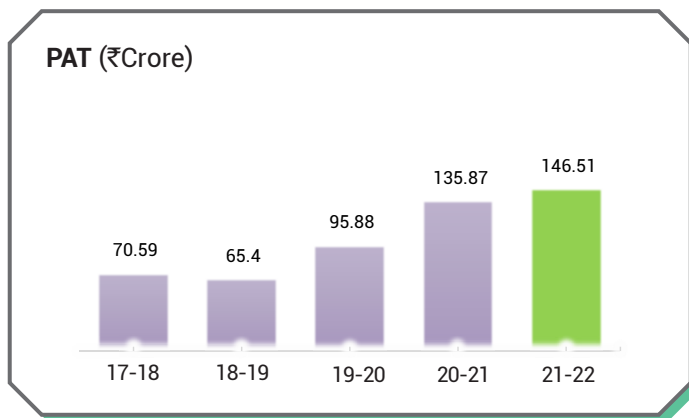
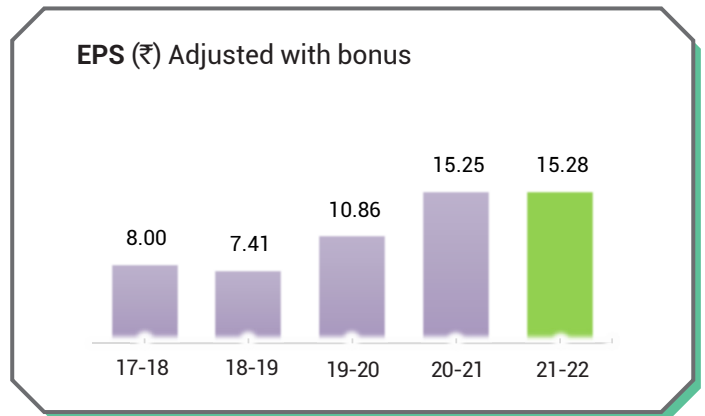
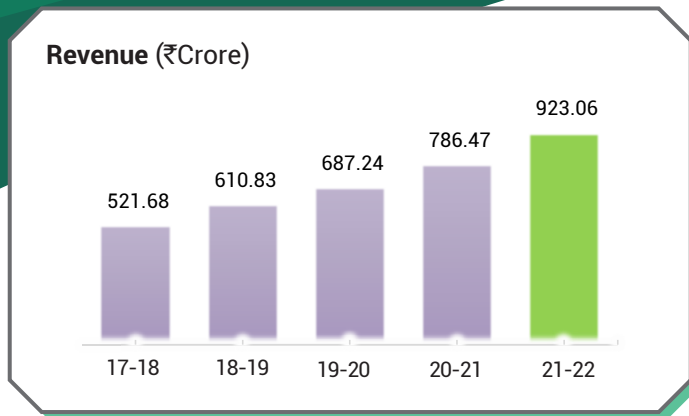


## INSIDE THIS REPORT:

<b>COMPANY OVERVIEW</b>	<b>Key Performance Indicator</b>	4
	Awards and Recognitions	5
	Clinical Engagement Programme conducted in various Hospitals in India	7
	Participation in Various Exhibitions and Conference in India and abroad	8
	New Product Launces	9
	Highlight of CSR Initiatives and Projects	11
	Financial Highlights	13
	Letter to Shareholders	14
<b>STATUTORY REPORTS</b>	Notice of Annual General Meeting	16
	Directors' Report	26
	Management Discussion and Analysis	42
	Report on Corporate Governance	52
<b>FINANCIAL STATEMENTS</b>	<b>Standalone Financial Statements</b>	
	Independent Auditor's Report	63
	Balance Sheet	69
	Statement of Profit and Loss	71
	Cash Flow Statement	72
	Statement of Changes in Equity	74
	Notes forming part of Standalone Financial Statements	77
	<b>Consolidated Financial Statements</b>	
	Independent Auditor's Report	118
	Balance Sheet	123
	Statement of Profit and Loss	125
	Cash Flow Statement	127
	Statement of Changes in Equity	129
	Notes forming part of Consolidated Financial Statements	132
Statement of Salient features of the Financial Statements of Subsidiaries and Associate Companies	174	



## Key Performance Indicators (Consolidated):




## Awards and Recognitions



"Indian Medical Device Leader of the Year" by Government of India (GOI) for year 2021





**"Most Promising Company" by Medgate Today**



**"Export Excellence Award" by Faridabad Industries Association (FIA)**



**"Most Influential Leader" in MedTech Company**



**"Iconic Personality of the Year" by 11th MT India Healthcare Awards, 2021**



# Clinical Engagement Programme Conducted in Various Hospitals in India



Andhra Hospital



GANGA Anaesthesia Refresher Course 2022



Confident 2 Cannulate @Apollo, Chennai



Infection Prevention Week @Medanta, Gurugram



RENAL CMEs Technician Awareness Programs across various Dialysis Centers



INS Fundamental workshop at Medanta, Gurugram



RENAL Technician Awareness Program at Holy Family Hospital, Delhi



RENAL Technician Awareness Program at Sidhu Hospital, Bhatinda



## Participation in various Exhibitions and Conference in India and Abroad



India Medical Device, 2022 Conference



India Medical Device, 2022 Conference



Arab Health, Dubai in January 2022




Medica, Germany in November 2021



# New Product Launches



Covid 19 Antigen



Dengue NS1



HBV Antigen



HIV12 Antibody



Malaria Ag p.f.



S.typhi IgG.IgM



Arterial Blood Collection Syringe



Swab Caps



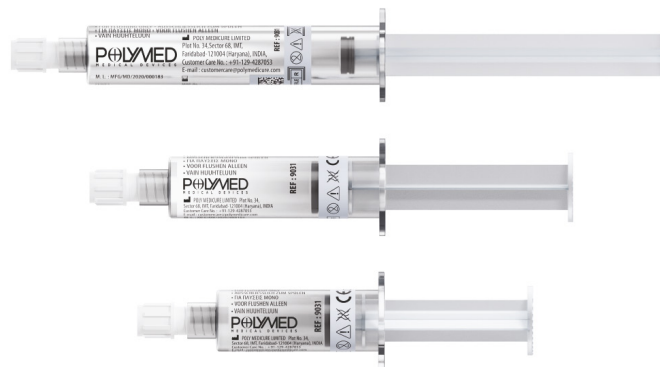
Mini Mid Line



**Blood Control Ported IV Catheter**



**Vial access valved spikes**



**Prefilled Syringes**

## Highlights of CSR Initiatives and Projects



Benches donated to Various Hospitals



Computer distribution to government Schools



Mask and Sanitizer Distribution in Schools



Notebook Distribution in Government Schools





Sanitary Napkin Disposable Machine to Govt. Schools



Contributions for Eye Operations in Rajasthan



Tree Plantation in Government Schools



Sanitizer and Mask Distribution in Schools

## Financial Highlights (Standalone)

(₹ in lacs)

Particulars	2021-22	2020-21	2019-20	2018-19	2017-18
Revenue from Operations (Net)	87,935.76	74,738.24	64,616.24	58,669.05	50,969.93
Total Revenue	91,808.63	76,667.06	66,474.62	60,253.03	52,406.88
Earnings Before Depreciation, Finance Cost and Tax Expenses (EBDIT)	25,086.22	22,760.91	17,872.27	14,814.93	13,425.76
Depreciation and Amortisation	5,254.01	4,631.42	3,928.43	3,636.39	2,840.66
Profit For the Year (PAT)	14,601.71	12,951.17	9,238.28	6,628.39	7,019.83
Equity Dividend %	50%	50%	40%	40%	40%
Dividend (including tax)	2,397.51	2,397.01	2,127.57	2,127.57	2,127.24
Equity Share Capital	4,795.02	4,794.03	4,412.35	4,411.85	4,411.34
Reserves and Surplus	1,02,902.42	90,606.91	38,516.08	33,566.14	29,039.90
Net Worth	1,07,697.44	95,400.94	42,928.43	37,977.99	33,451.24
Gross PPE	76,245.46	65,218.47	54,730.78	46,090.17	41,728.70
Net PPE	44,630.34	38,279.93	32,106.80	26,854.00	25,608.79
Total Assets	1,33,396.23	1,18,741.19	73,995.36	63,315.23	55,463.35
Number of Employees	2,140	2,039	2,034	1,952	1,926

## Key Indicators

Particulars	2021-22	2020-21	2019-20	2018-19	2017-18
Earnings Per Share - (₹)	15.23	14.54	10.47	7.51	7.96
Cash from Operations per share (₹)	13.17	12.14	14.38	12.83	8.55
Book Value Per Share - (₹)	112.30	99.50	48.65	43.04	37.92
Debt : Equity Ratio	0.10:1	0.13:1	0.44:1	0.40:1	0.38:1
EBDIT/ Net Turnover %	27.32%	29.69%	26.89%	24.59%	25.62%
Net Profit Margin %	15.90%	16.89%	13.90%	11.00%	13.39%
RONW %	13.56%	13.58%	21.52%	17.45%	20.99%



## CHAIRMAN MESSAGE



### Dear Shareholders,

As I write my annual address to you all, a year again with growth despite of market unambiguity and challenges. We all had our fair share of hard work and dedication. Although we witnessed major risks in the market from procurement of raw material to sales execution, but due to our well trained and skilled employees, strong management, experienced leadership we maintained our position in Indian medical devices industry.

With these endeavours, I am extremely delighted to showcase our performance figures. At the consolidated level, Your Company has achieved a net sales of Rs. 923.06 Crores, EBITDA of Rs. 253.45 Crores and profit after tax of Rs. 146.51 Crores as compared to previous year net sales of Rs. 786.47 Crores, EBITDA of Rs. 236.09 and profit after tax 135.87 Crores.

I am happy to share with you that your Company have made it to the highly converted Fortune "The Next 500" Companies list for 2022, and also bagged the "India Medical Device Leader of the Year" award, conferred by Department of Pharmaceuticals, Under the Ministry of Chemicals & Fertilizers, Govt. of India. We have also received "Export Excellence Award" by PLEXCONCIL as the largest exporter of disposable medical devices from India, and now its 9 years in a row.

With this, we also assumes Our Corporate Social Responsibility in a way to make our Company Economically, Environmentally and socially sustainable Company. We have incorporated ESG moral Principles in our core goals, ethics and strategy. To fulfil this responsibility towards society we are supporting many social unserved or underserved causes and reaching to needy peoples. We are working in the area of Food, sanitation, education, malnutrition, women safety, healthcare for providing benefits to underprivileged society members.

We are spending, also spent in previous year the more amount than it is required as per law on such causes. We are doing responsibility beyond the true letter and spirit. And it was always the goal of POLYMED to serve the mankind through any possible measures.

Apart of this we are working on environmental sustainability, company has taken rapid strides in this journey. Over the last few years we reduced to minimum level of water reduction, effluent reduction, energy consumption reduction. We will also continue to reduce our carbon footprints on planet earth. Besides, maximum water is recycled and reused in toilets, gardening among other stuff.

The coming years would be more exciting. Though there could be challenges, your Company will overcome the downtrends by maintaining deep relationships with customers, suppliers and other stakeholders. As we look to the year ahead, I have confidence that POLYMED will continue to be admired as a reliable and trusted Company for supply of Medical Devices.

The members of the Board continue to be a great source of encouragement and support to the Company's management team. I thank them for their involvement, support and guidance.

On a concluding note, I would like to take this opportunity to express my gratitude to you, our shareholders, and other stakeholders, for your continued trust and confidence in us. Also, I would like to express my gratitude to senior management and all staff who have worked diligently to help the Company meet its objectives and their support in taking us into the next leg of our journey-the journey, which shall be embodied by Diversification, Expansion and Progression.

With regards,

**D.R. Mehta**  
Chairman



## MANAGING DIRECTOR MESSAGE

### Dear Shareholders,

On behalf of Board of Directors, I present the 27th Annual Report summarizing Polymed's performance, our preparedness to tackle every situation as well as achievement of a fundamental milestone this year.

We are extremely proud to be commemorating Polymed's 25th anniversary – a significant milestone. For all of us, this milestone is both memorable and momentous.

Demand for indigenously manufactured medical devices continues to grow, and Polymed is at the forefront adapting new technologies & exploring dynamic markets for our products around the globe.

We are striving to create & maintain a culture full of opportunities, motivated workforce, and new talents to conquer all challenges. This will guarantee our ultimate success in performing beyond normal.

Polymed today has evolved into a global partner of choice, transforming vision into value. The future of our business is extremely positive, and we see our future expansion and growth in new products and new regions, constantly diversifying and making sustainable contributions to our customers.

Like always, the last year too has taught us important lessons. And it is these lessons- agility, resilience, upskilling, digital acceleration- that will make us stronger and be better prepared to leverage the learnings for further growth and expansion.

Your company is also committed to transitioning to a more sustainable way of doing business. Our eco-friendly practices will certainly help us to make an impact.

### Financial Review and Business Prospects

I would like to share with you the financial performance of your Company for the financial year ending March 31, 2022.

Your Company has achieved net sales of ₹923.06 Crores as against the net sales of ₹786.47 Crores in the previous financial year which translates into a rise of 17.37%. EBITDA improved to ₹253.45 Crores from ₹236.09 Crores in the preceding year. Profit before Tax is ₹195.24 Crores as against ₹180.05 Crores representing a growth of 8.44% over the previous year.

### Business Outlook

We have encountered the challenges related to market changes, government regulations, health situations, growing cost, and increased customer expectations. At your company, we consider challenges as opportunities rather than risks. With our strategy, values and vision, challenges just push us to demonstrate our best results, and allow us to progress, no matter what.

Indian medical devices sector has the potential to establish itself as a global hub for manufacturing and exports backed by capabilities to innovate,

produce high quality devices at competitive prices, supported by a robust regulatory regime.

To realise the vision, specific interventions are needed which can support the medical devices sector, its ecosystem and the macro environment like:

- Establish a predictable regulatory environment
- Harmonise quality standards to match global requirements
- Align public procurement policy to local production capabilities
- Promote innovation in medical devices sector
- Build supplier ecosystem to support local manufacturing
- Build skilled talent pool
- Establish brand 'India' as a global hub for manufacturing and innovation

A clear long term vision for the sector along with focused implementation of identified actions can drive collaboration among stakeholders and set the medical devices industry on a rapid-growth trajectory.

### Dividend Outlook

The Company has a robust track record of rewarding its shareholders with a generous dividend pay-out. In view of the strong operational and financial performance during the year under review, the Board of Directors is pleased to recommend a dividend of ₹2.50 per share (50%) for the year ended March 31, 2022, subject to shareholders approval in the forthcoming Annual General Meeting of the Company.

### Acknowledgement

To our customers: Thank you for trusting us for many years and making us the leader in our industry. We are honoured to have your trust.

To our investors: On behalf of our leadership team and all employees, we thank you for your trust and ongoing support. Even though the world is changing rapidly, we will continue to aim for a model which creates value for all our investors.

To our channel partners: To be in business for 25 years, we recognize the importance of establishing collaborative partnerships that bring extraordinary value to both us and our customers. We thank our channel partners for their expertise and skills in helping us serve our customers around the globe.

To our employees: Your commitment to put our customers first and to live our corporate values have been integral to Polymed's success.

I take this opportunity to thank each one of you for continuing to believe in our vision. I would also like to express my gratitude to management and all staff who have worked diligently to help the Company meet its objective and their support in taking us into the next leg our journey, which shall be embodied by Expansion and Progression.

I look forward to sharing with you more milestones in this journey in the coming years. On behalf of the Board of Directors, I want to thank you for your continued trust, confidence, and support.

**Himanshu Baid**  
Managing Director

New Delhi  
4th August 2022

## NOTICE

Notice is hereby given that the 27<sup>th</sup> Annual General Meeting (AGM) of the members of "Poly Medicure Limited" will be held on Monday, the 26<sup>th</sup> September, 2022 at 10:00 a.m. (IST) through Video Conferencing ("VC") or Other Audio Visual Means ("OAVM") to transact the following businesses:

### Ordinary Business

1. To receive, consider and adopt
  - the Audited Standalone Financial Statement for the Financial Year ended 31<sup>st</sup> March, 2022 together with the reports of the Board of Directors and Auditors thereon; and
  - the Audited Consolidated Financial Statements for the Financial Year ended 31<sup>st</sup> March, 2022 together with the report of Auditors thereon.
2. To declare dividend on Equity Shares for the financial year 2021-22.
3. To appoint a Director in place of Mr. Jugal Kishore Baid (DIN: 00077347) who retires by rotation and being eligible offers himself for re-appointment.

### Special Business

4. To consider and if thought fit, to pass with or without any modification(s) the following Resolution as a **Special Resolution**:

**RESOLVED THAT** pursuant to the provisions of Sections 149, 150, 152 read with Schedule IV and other applicable provisions, if any, of the Companies Act, 2013 ("the Act") and the Companies (Appointment and Qualification of Directors) Rules, 2014 (including any statutory modification(s) or re-enactment thereof, for the time being in force), and pursuant to the applicable provisions of Securities and Exchange Board of India (Listing Obligations and Disclosure Requirements) Regulations, 2015, including any modification or amendment thereof, Dr. Ambrish Mithal (DIN No. 0009618459) who was appointed as an Additional Director of the Company with effect from 4<sup>th</sup> August, 2022 under Section 161 of the Act, whose term of office expires on the date of this Annual General Meeting, and the Company has received a notice from a shareholder proposing his candidature for appointment as a director under Section 160, of the Companies Act 2013 be and is hereby appointed as a Director of the Company.

**RESOLVED FURTHER THAT** Dr. Ambrish Mithal (DIN No. 0009618459), be and is hereby appointed as an independent Director of the Company, to hold office for 5 (five) consecutive years for a term up to the conclusion of 32<sup>nd</sup> Annual General Meeting of the Company.

5. To consider and if thought fit, to pass with or without modification, the following resolution as a **Special Resolution**:

**RESOLVED THAT** pursuant to applicable provisions of the Companies Act, 2013 and rules made thereunder including any statutory modification(s) or re-enactment thereof, Regulation 17(1A) of the SEBI (Listing Obligations and Disclosure Requirements) Regulations, 2015 and in accordance with the provisions of SEBI (Listing Obligations and Disclosure Requirements) (Amendment) Regulations, 2018, Mr. Jugal Kishore Baid, (DIN:00077347), who has already attained the Age of 75 years to continue as a Non-Executive Non- Independent Director of the Company liable to retire by rotation.

6. To re-appoint Shri Vishal Baid as Sr. President (Sales and Marketing) and in this regard to consider and if thought fit to pass, with or without modification(s), the following resolution as an **Ordinary Resolution**:

**"RESOLVED THAT** in accordance with the provisions of Section 188 and all other applicable provisions of the Companies Act, 2013, and the Companies (Meetings of Board and its Powers) Rules, 2014 (including any statutory modification(s) or re-enactment thereof for the time being in force), approval of the Company be and is hereby accorded to the re-appointment of Shri Vishal Baid as Sr. President (Sales & Marketing) of the Company, for a period of 5 (Five) years with effect from 1<sup>st</sup> April, 2022 on the following term(s) & condition(s) Basic Salary: ₹ 1,00,00,000 p.a. (Rupees One Hundred Lacs p.a. only), with annual increment of 10 % p.a. Perquisite and Allowance House Rent Allowance: 60% of basic salary The Company's contribution to provident fund, to the extent not taxable under the Income Tax law, gratuity payable and encashment of leave, as per the rules of the Company and to the extent not taxable under the Income Tax law.

**RESOLVED FURTHER THAT** the Board be and is hereby authorised to do all such acts and take all such steps, as may be necessary, proper or expedient to give effect to this resolution."

7. To approve payment of remuneration to Non-Executive Directors and in this regard to consider and if thought fit, to pass, with or without modification(s), the following resolution as a **Special Resolution**:

**"RESOLVED THAT** pursuant to the provisions of Sections 197, 198 and all other applicable provisions of the Companies Act, 2013 and the Companies (Appointment and Remunerations of Managerial Personnel) Rules, 2014, (including any statutory modification(s) or re-enactment thereof for the time being in force), the Non-Executive directors of the Company (i.e. directors other than the Managing Director and/or Executive Director) be paid, remuneration, in addition to sitting fees for attending the meetings of the Board of Directors or committees thereof, as the Board of Directors may from time to time determine, not exceeding ₹ 12,00,000/- p.a. to each of the Non-Executive Directors of the Company with effect from the Financial Year 2022-2023, subject to overall ceiling as per the Companies Act, 2013 for each Financial Year, as computed in the manner laid down in section 198 of the Companies Act, 2013 or any statutory modification(s) or re-enactment thereof.

**RESOLVED FURTHER THAT** the Board of Directors of the Company (including Nomination & Remuneration Committee) be and is hereby authorized to do all such act(s) and take all such steps as may be necessary, proper or expedient to give effect to this resolution."

8. To consider and if thought fit, to pass with or without any modification(s) the following Resolution as **Ordinary Resolution**:

**Ratification of Remuneration to M/s. Jai Prakash & Company, Cost Accountants appointed as Cost Auditors of the Company for the Financial Year 2022-23.**

**"RESOLVED THAT** pursuant to the provisions of Section 148 of the Companies Act, 2013, read with Rule 14 of the Companies (Audit and Auditors) Rules, 2014, and other applicable provisions, if any, payment of Remuneration of ₹ 50,000/- (plus applicable taxes) to M/s. Jai Prakash & Company, Cost Accountants, who were appointed by the Board of Directors in their Meeting held on 4<sup>th</sup>, August, 2022 for conducting the audit

of cost records of the Company for the financial year ending 31<sup>st</sup> March 2023, be and is hereby approved and ratified;

**RESOLVED FURTHER THAT** the Board of Directors of the Company be and is hereby authorised to do all acts, deeds, matters, things and take all steps as may be necessary, proper or expedient to give effect to this resolution."

By order of the Board  
Avinash Chandra  
Company Secretary

Date: 4<sup>th</sup> August, 2022

Registered Office:

232-B, 3rd Floor, Okhla Industrial Estate, Phase III,

New Delhi - 110020.

CIN: L40300DL1995PLC066923

#### Notes:

1. Pursuant to General Circular Nos. 14/2020, 17/2020, 20/2020, 02/2021, 19/2021, 21/2021 and 02/2022 dated April 8, 2020, April 13, 2020, May 5, 2020, January 13, 2021, December 08, 2021, December 14, 2021 and May 05, 2022 respectively issued by the Ministry of Corporate Affairs ('MCA') (collectively referred to as 'MCA Circulars') and Circular Nos. SEBI/HO/CFD/ CMD1/ CIR/ P/2020/79 , SEBI/HO/CFD/CMD2/ CIR/P/2021/11 and SEBI/HODDHS/P/CIR/2022/0063 dated May 12, 2020, January 15, 2021 and May 13, 2022, respectively issued by the Securities and Exchange Board of India (collectively referred to as 'SEBI Circulars'), holding of the Annual General Meeting ('AGM') through VC/OAVM, without the physical presence of the Members, is permitted. In compliance with the provisions of the Companies Act, 2013 ('the Act'), SEBI (Listing Obligations and Disclosure Requirements) Regulations, 2015, as amended ('the Listing Regulations'), MCA Circulars and SEBI Circulars, the AGM of the Company is being held through VC/ OAVM which does not require physical presence of members at a common venue. The proceedings of the AGM will be deemed to be conducted at the Registered Office of the Company which shall be the deemed Venue of the AGM.
2. Pursuant to the Circular No. 14/2020 dated April 08, 2020, issued by the Ministry of Corporate Affairs, the facility to appoint proxy to attend and cast vote for the members is not available for this AGM. However, the Body Corporates are entitled to appoint authorised representatives to attend the AGM through VC/OAVM and participate there at and cast their votes through e-voting.
3. The Members can join the AGM in the VC/OAVM mode 15 minutes before and after the scheduled time of the commencement of the Meeting by following the procedure mentioned in the Notice. The facility of participation at the AGM through VC/ OAVM will be made available for 1000 members on first come first served basis. This will not include large Shareholders (Shareholders holding 2% or more shareholding), Promoters, Institutional Investors, Directors, Key Managerial Personnel, the Chairpersons of the Audit Committee, Nomination and Remuneration Committee and Stakeholders Relationship Committee, Auditors etc. who are allowed to attend the AGM without restriction on account of first come first served basis.
4. The attendance of the Members attending the AGM through VC/OAVM will be counted for the purpose of reckoning the quorum under Section 103 of the Companies Act, 2013.
5. Pursuant to the provisions of Section 108 of the Companies Act, 2013 read with Rule 20 of the Companies (Management and Administration) Rules, 2014 (as amended) and Regulation 44 of SEBI (Listing Obligations & Disclosure Requirements) Regulations 2015 (as amended), and the Circulars issued by the Ministry of Corporate Affairs dated April 08, 2020, April 13, 2020 and May 05, 2020 the Company is providing facility of remote e-Voting to its Members in respect of the business to be transacted at the AGM. For this purpose, the Company has entered into an agreement with National Securities Depository Limited (NSDL) for facilitating voting through electronic means, as the authorized agency. The facility of casting votes by a member using remote e-Voting system as well as venue voting on the date of the EGM/AGM will be provided by NSDL.
6. In line with the Ministry of Corporate Affairs (MCA) Circular No. 17/2020 dated April 13, 2020, the Notice calling the AGM has been uploaded on the website of the Company at [www.polymedicure.com](http://www.polymedicure.com). The Notice can also be accessed from the websites of the Stock Exchanges i.e. BSE Limited and National Stock Exchange of India Limited at [www.bseindia.com](http://www.bseindia.com) and [www.nseindia.com](http://www.nseindia.com) respectively and the AGM Notice is also available on the website of NSDL (agency for providing the Remote e-Voting facility) i.e. [www.evoting.nsd.com](http://www.evoting.nsd.com).
7. In case of joint holders attending the Meeting, only such joint holder who is higher in the order of names will be entitled to vote.
8. For ease of conduct, members who would like to ask questions/ express their views on the items of the business to be transacted at the meeting can send in their questions/ comments in advance mentioning their name, demat account number/ folio number, email id, mobile number at [cs@polymedicure.com](mailto:cs@polymedicure.com). The same will be replied by the Company suitably. Those Members who have registered themselves as a speaker will only be allowed to express their views/ask questions during the AGM. The Company reserves the right to restrict the number of speakers depending on the availability of time for the AGM.
9. Dividend on Company's Equity Shares for the year ended 31<sup>st</sup> March, 2022, as recommended by the Board of Directors, if approved at the AGM, payment of such dividend subject to deduction of tax at source will be made as under:
  - (i) To all Beneficial Owners in respect of shares held in dematerialized form as per the data as may be made available by the National Securities Depository Limited ("NSDL") and the Central Depository Services (India) Limited ("CDSL"), collectively "Depositories", as of the close of business hours on **Monday, September 19, 2022**.
  - (ii) To all Members in respect of shares held in physical form after giving effect to valid transfer, transmission or transposition requests lodged with the Company as of the close of business hours on **Monday, September 26, 2022**.

The Dividend, if approved, will be payable by **Tuesday, October 25, 2022**.
10. In accordance with SEBI LODR (Listing Obligations and Disclosure Requirements) (4th amendment) Regulations, 2018 notified on June 07, 2018 and further notification dated 30/11/2018 any request for physical transfer of shares shall not be processed w.e.f. April 01, 2019

Further, in compliance with SEBI vide its circular SEBI/HO/ MIRSD/MIRSD\_RTAMB/P/CIR/2022/8 dated 25th January 2022, the following requests received by the Company in



physical form will be processed and the shares will be issued in dematerialization form only:-

- i. Issue of duplicate share certificate
- ii. Claim from unclaimed suspense account
- iii. Renewal/Exchange of securities certificate
- iv. Endorsement
- v. Sub-division / splitting of securities certificate
- vi. Consolidation of securities certificates/folios
- vii. Transmission
- viii. Transposition

For this purpose, the securities holder/claimant shall submit a duly filled up Form ISR-4 which is hosted on the website of the company as well as on the website of MAS Services Ltd, Registrar and share transfer agent (RTA) The aforementioned form shall be furnished in hard copy form.

**Members holding shares in physical form are requested to dematerialize their holdings at the earliest.**

11. The Securities and Exchange Board of India ('SEBI') vide its circular dated November 03, 2021 read with circular dated December 14, 2021 has made it mandatory for the shareholders holding securities in physical form to furnish PAN, KYC (complete address with pin-code, bank detail with MICR-CODE & IFS CODE, Email-ID, Mobile Number) and Nomination details to the Registrar and Transfer Agent ('RTA') of the Company. Effective from 1st January 2022. Registrar will not process , any service requests or complaints received from the member until unless above KYC and nomination will not be completed by shareholder and such shareholders holding will be fridge by RTA on or after 1st April 2023.

The shareholders holding shares in physical form are requested to note that in case of failure to provide required documents and details as per aforesaid SEBI circular, all folios of such shareholders shall be frozen on or after April 01, 2023 by the RTA. In view of the above, shareholders of the Company holding securities in physical form are requested to provide following documents/details to RTA:

- i. PAN; (using ISR-1)
- ii. Nomination in Form No.SH-13 or submit declaration to 'Opt-out' in Form ISR-3;
- iii. Contact details including Postal address with PIN code, Mobile Number, E-mail address;
- iv. Bank Account details including Bank name and branch, Bank account number, IFS code;
- v. Specimen signature. (using ISR-2)  
Any cancellation or change in nomination shall be provided in Form No.SH-14

All of above required documents/details to be sent at the address of registered office of the RTA. The shareholders can download the forms mentioned in SEBI circular from the website of the Company or RTA website i.e www.masserv.com.

**A separate communication has already been sent to the respective shareholders.**

12. As per Regulation 40 of SEBI Listing Regulations, as amended, securities of listed companies can be transferred only in dematerialized form with effect from 1st April, 2019, except in case of request received for transmission or transposition of securities. In view of this and to eliminate all risks associated with physical shares and for ease of portfolio management, members holding shares in physical form are requested to consider converting their holdings to dematerialized form. Members can contact the Company Secretary or Mas Services

Limited, Company's Registrar and Share Transfer Agents ("RTA") (Tel. No. 011 26387281/82/83) for assistance in this regard.

13. In case a person has become a member of the Company after dispatch of the AGM Notice, but on or before the cur-off date for e-voting i.e. **Monday, September 19, 2022**, such person may obtain the User ID and Password from RTA by e-mail request on [investor@masserv.com](mailto:investor@masserv.com)
14. In terms of SEBI Circular dated 09/12/2020, the depository shall send SMS/email alerts regarding the details of the upcoming AGM to the demat holders atleast 2 days prior to the date of commencement of e-voting. Hence members are requested to update the mobile no./email ID with their respective depository participants.
15. SEBI has made it mandatory for all Companies to use the bank account details furnished by the Depositories and the bank account details maintained by the RTA for payment of dividend to Members electronically. The Company has extended the facility of electronic credit of dividend directly to the respective bank accounts of the Member(s) through Electronic Clearing Service (ECS)/National Electronic Clearing Service (NECS)/ Real Time Gross Settlement (RTGS)/ Direct Credit/NEFT etc. In the absence of ECS facilities, the Company will print the bank account details if available, on the payment instrument for distribution of dividend.

In order to receive the dividend without loss of time, the Members holding shares in physical form are requested to submit particulars of their bank accounts along with the original cancelled cheque bearing the name of the Member to the RTA, MAS Services Limited/Company to update their bank account details and all the eligible shareholders holding shares in demat mode are requested to update with their respective DPs, their correct Bank Account Number, including 9 Digit MICR Code and 11 digit IFSC Code, e-mail ID and Mobile No(s).

Members holding shares in physical form may communicate these details to the RTA viz. MAS Services Limited having address at RTA i.e. MAS Services Limited, having address at T-34 2nd Floor, Okhla Industrial Area, Phase-II, New Delhi 110020, by quoting the reference folio number and attaching photocopy of the cheque leaf of their active bank account and a self-attested copy of their Permanent Account Number ('PAN') card.

This will facilitate the remittance of the dividend amount as directed by SEBI in the bank account electronically. Updation of e-mail IDs and Mobile No(s) will enable the Company in sending communication relating to credit of dividend, un-encashed dividend, etc.

The Company or RTA cannot act on any request received directly from the Members holding shares in demat form for any change of bank particulars. Such changes are to be intimated only to the DPs of the Members.

16. Pursuant to Finance Act, 2020, dividend income will be taxable at the hands of shareholders w.e.f. 1<sup>st</sup> April, 2020 and the Company is required to deduct tax at source from dividend paid to members at prescribed rates. For the prescribed rates for various categories the members are requested to refer to the Finance Act, 2020 and amendments thereto. The members are requested to update their PAN with Registrar and Transfer Agents (in case of shares held in physical mode) and depository participants (in case shares held in demat mode). However, no tax shall be deducted on the dividend payable to a resident individual shareholder if the total dividend to be received during FY 21-22 does not exceed Rs.5,000/-.

A resident individual shareholder with PAN who is not liable to



pay income tax submit a yearly declaration in Form 15G/15H, to avail the benefit of non-deduction of tax at Company's RTA at investor@masserv.com. Shareholders are requested to note that in case their PAN is not registered, the tax will be deducted at a higher rate of 20%.

17. AGM has been convened through VC/OAVM in compliance with applicable provisions of the Companies Act, 2013 read with MCA Circular No. 14/2020 dated April 08, 2020 and MCA Circular No. 17/2020 dated April 13, 2020, MCA Circular No. 20/2020 dated May 05, 2020, MCA Circular No. 2/2021 dated January 13, 2021 and MCA Circular No. 02/2022 dated May 5, 2022.

18. Corporate members intending to attend the AGM through authorised representatives are requested to send a scanned copy of duly certified copy of the board or governing body resolution authorising the representatives to attend and vote at the Annual General Meeting. The said Resolution /Authorization shall be sent to the Scrutinizer by email through its registered email address to pkmishra59@yahoo.com with a copy marked to [evoting@nsdl.co.in](mailto:evoting@nsdl.co.in).

19. Explanatory Statement as required under Section 102(1) of the Companies Act, 2013 is annexed.

20. Additional information, pursuant to Regulation 36 (3), of the Listing Regulations, in respect of directors reappointing at the Annual General Meeting and Explanatory Statement as required under Section 102 of the Companies Act, 2013, is appended hereto and forms part of this Notice.

21. a) The Register of Members and Share Transfer Books of the Company will remain closed from Tuesday 20<sup>th</sup> September, 2022 to Monday 26<sup>th</sup> September, 2022 (both days inclusive).

b) The remote e-voting period commences on Friday, 23<sup>rd</sup> September, 2022 (09:00 am) and ends on Sunday, 25<sup>th</sup> September, 2022 (05:00 pm). No e-voting shall be allowed beyond the said date and time. During this period members of the Company, holding shares either in physical form or in dematerialized form, as on the cut-off date of 19<sup>th</sup> September, 2022, may cast their vote by remote e-voting.

22. Shareholders of the Company are informed that pursuant to the provisions of the Companies Act and the relevant rules the amount of dividend which remains unpaid/unclaimed for a period of 7 years is transferred to the 'Investor Education & Protection Fund (IEPF)' constituted by the Central Govt. Accordingly the amount of dividend which remained unpaid/unclaimed for a period of 7 years for the year 2013-14 has already been transferred to IEPF. Shareholders who have not encashed their dividend warrant(s), for the years 2014-15, 2015-16, 2016-17, 2017-18, 2018-19, 2019-20 and 2020-21 are requested to make claim with the Registrar & Share Transfer Agent of the Company immediately.

23. Members holding shares in physical form are requested to intimate immediately to the Registrar & Share Transfer Agent of the Company, MAS Services Limited, T-34, 2nd Floor, Okhla Industrial Area, Phase - II, New Delhi - 110 020 Ph:- 011-26387281/82/83 Fax:- 011-26387384 quoting registered Folio No. (a) details of their bank account/change in bank account, if any, and (b) change in their address, if any, with pin code number.

In case share are in demat form members are requested to update their bank detail with their depository participant.

The equity share capital of the company is held by 34,091 shareholders, out of which 34,055 shareholders holding 99.73 % of the capital are in dematerialised form and the balance 36 shareholders holding 0.27 % of the capital are in physical form. The shareholders having shares in physical form are requested to dematerialize the shares at the earliest.

24. In terms of Section 72 of the Companies Act, 2013 and the applicable provisions, the shareholders of the Company may nominate a person in whose name the shares held by him/them shall vest in the event of his/their death. Shareholders desirous of availing this facility may submit the requisite nomination form.

25. Any member requiring further information on the Accounts at the meeting is requested to send the queries in writing to CFO, atleast one week before the meeting.

26. In respect of the matters pertaining to Bank details, ECS mandates, nomination, power of attorney, change in name/address etc., the members are requested to approach the Company's Registrars and Share Transfer Agent, in respect of shares held in physical form and the respective Depository Participants, in case of shares held in electronic form. In all correspondence with the Company/Registrar and Share Transfer Agent, members are requested to quote their folio numbers or DP ID and Client ID for physical or electronic holdings respectively.

27. The documents referred to in the proposed resolutions are available for inspection at its Registered Office of the Company during normal business hours on any working day except Saturdays, upto the date of meeting.

28. SEBI has mandated the submission of Permanent Account Number (PAN) by every participant in securities market. Members holding shares in electronic form are, therefore, requested to submit their PAN to their Depository Participants with whom they are maintaining their demat account. Members holding shares in physical form can submit their PAN to the Company/Registrar.

29. Members who hold shares in multiple folios in identical names or joint holding in the same order of names are requested to send the share certificates to the Registrar, for consolidation into a single folio.

30. In compliance with the aforesaid MCA Circulars and SEBI Circular dated May 12, 2020, the Annual Report including audited financial statements for the financial year 2022 including notice of 27<sup>th</sup> AGM is being sent only through electronic mode to those Members who have not registered their e-mail address so far are requested to register their e-mail address for receiving all communication including Annual Report, Notices, Circulars, etc. from the Company electronically.

In case you have not registered your email id with depository or RTA you may registered your email id in following manner.

Physical Holding	Send a signed request to Registrar and Transfer Agents of the Company, MAS Services Limited at <a href="mailto:info@masserv.com">info@masserv.com</a> providing Folio number, Name of the shareholder, scanned copy of the share certificate (Front and Back), PAN( Self attested scanned copy of PAN Card), AADHAR (Self attested scanned copy of Aadhar Card) for registering email address.
------------------	--

Demat Holding	Please contact your Depository Participant (DP) and register your email address as per the process advised by DP.
---------------	---

31. Additional information, pursuant to SEBI (Listing Obligations and Disclosure Requirements) Regulations, 2015 in respect of the Directors seeking appointment/re-appointment is annexed to the notice.
32. Voting through electronic means: In compliance with the provisions of Regulation 44 of the Listing Regulations and Pursuant to the provisions of Section 108 of the Companies Act, 2013 read with Rule 20 of the Companies (Management and Administration) Rules, 2014 Company is offering e-voting facility to its members. Detailed procedure is given in the enclosed letter.

**THE INSTRUCTIONS FOR MEMBERS FOR REMOTE E-VOTING AND JOINING GENERAL MEETING ARE ASUNDER:-**

The remote e-voting period begins on Friday, 23<sup>rd</sup> September, 2022 at 09:00 A.M. and ends on Sunday, 25<sup>th</sup> September, 2022 at 5:00 P.M.

The remote e-voting module shall be disabled by NSDL for voting thereafter. The Members, whose names appear in the Register of Members / Beneficial Owners as on the record date (cut-off date) i.e. Monday, 19<sup>th</sup> September, 2022, may cast their vote electronically. The voting right of shareholders shall be in proportion to their share in the paid-up equity share capital of the Company as on the cut-off date, being Monday, 19<sup>th</sup> September, 2022.

**How do I vote electronically using NSDL e-Voting system?**

The way to vote electronically on NSDL e-Voting system consists of "Two Steps" which are mentioned below:

**Step 1: Access to NSDL e-Voting system**

A) Login method for e-Voting and joining virtual meeting for Individual shareholders holding securities in demat mode

In terms of SEBI circular dated December 9, 2020 on e-Voting facility provided by Listed Companies, Individual shareholders holding securities in demat mode are allowed to vote through their demat account maintained with Depositories and Depository Participants. Shareholders are advised to update their mobile number and email Id in their demat accounts in order to access e-Voting facility.

**Login method for Individual shareholders holding securities in demat mode is given below:**

Type of shareholders	Login Method
Individual Shareholders holding securities in demat mode with NSDL.	<ol style="list-style-type: none"> <li>1. If you are already registered for <b>NSDL IDEAS facility</b>, please visit the e-Services website of NSDL. Open web browser by typing the following URL: <a href="https://eservices.nsd.com/">https://eservices.nsd.com/</a> either on a Personal Computer or on a mobile. Once the home page of e-Services is launched, click on the "<b>Beneficial Owner</b>" icon under "Login" which is available under "<b>IDEAS</b>" section. A new screen will open. You will have to enter your User ID and Password. After successful authentication, you will be able to see e-Voting services. Click on "Access to e-Voting" under e-Voting services and you will be able to see e-Voting page. Click on options available against company name or <b>e-Voting service provider - NSDL</b> and you will be re-directed to NSDL e-Voting website for casting your vote during the remote e-Voting period or joining virtual meeting &amp; voting during the meeting.</li> </ol>
Individual Shareholders holding securities in demat mode with NSDL.	<ol style="list-style-type: none"> <li>2. If the user is not registered for IDEAS e-Services, option to register is available at <a href="https://eservices.nsd.com/">https://eservices.nsd.com/</a>. Select "<b>Register Online for IDEAS</b>" Portal or click at <a href="https://eservices.nsd.com/SecureWeb/IdeasDirectReg.jsp">https://eservices.nsd.com/SecureWeb/IdeasDirectReg.jsp</a></li> <li>3. Visit the e-Voting website of NSDL. Open web browser by typing the following URL: <a href="https://www.evoting.nsd.com/">https://www.evoting.nsd.com/</a> either on a Personal Computer or on a mobile. Once the home page of e-Voting system is launched, click on the icon "Login" which is available under 'Shareholder/Member' section. A new screen will open. You will have to enter your User ID (i.e. your sixteen digit demat account number held with NSDL), Password/OTP and a Verification Code as shown on the screen. After successful authentication, you will be redirected to NSDL Depository site wherein you can see e-Voting page. Click on options available against company name or <b>e-Voting service provider - NSDL</b> and you will be redirected to e-Voting website of NSDL for casting your vote during the remote e-Voting period or joining virtual meeting &amp; voting during the meeting.</li> </ol>
Individual Shareholders holding securities in demat mode with CDSL	<ol style="list-style-type: none"> <li>1. Existing users who have opted for Easi / Easiest, they can login through their user id and password. Option will be made available to reach e-Voting page without any further authentication. The URL for users to login to Easi / Easiest are <a href="https://web.cdslindia.com/myeasi/home/login">https://web.cdslindia.com/myeasi/home/login</a> or <a href="http://www.cdslindia.com">www.cdslindia.com</a> and click on New System Myeasi.</li> <li>2. After successful login of Easi/Easiest the user will be also able to see the E Voting Menu. The Menu will have links of <b>e-Voting service provider i.e. NSDL</b>. Click on <b>NSDL</b> to cast your vote.</li> <li>3. If the user is not registered for Easi/Easiest, option to register is available at <a href="https://web.cdslindia.com/myeasi/Registration/EasiRegistration">https://web.cdslindia.com/myeasi/Registration/EasiRegistration</a></li> <li>4. Alternatively, the user can directly access e-Voting page by providing demat Account Number and PAN No. from a link in <a href="http://www.cdslindia.com">www.cdslindia.com</a> home page. The system will authenticate the user by sending OTP on registered Mobile &amp; Email as recorded in the demat Account. After successful authentication, user will be provided links for the respective ESP i.e. <b>NSDL</b> where the e-Voting is in progress.</li> </ol>
Individual Shareholders (holding securities in demat mode) login through their depository participants	You can also login using the login credentials of your demat account through your Depository Participant registered with NSDL/CDSL for e-Voting facility. Once login, you will be able to see e-Voting option. Once you click on e-Voting option, you will be redirected to NSDL/CDSL Depository site after successful authentication, wherein you can see e-Voting feature. Click on options available against company name or <b>e-Voting service provider-NSDL</b> and you will be redirected to e-Voting website of NSDL for casting your vote during the remote e-Voting period or joining virtual meeting & voting during the meeting.

**Important note: Members who are unable to retrieve User ID/ Password are advised to use Forget User ID and Forget Password option available at abovementioned website.**

**Helpdesk for Individual Shareholders holding securities in demat mode for any technical issues related to login through Depository i.e. NSDL and CDSL.**

Login type	Helpdesk details
Individual Shareholders holding securities in demat mode with NSDL	Members facing any technical issue in login can contact NSDL helpdesk by sending a request at <a href="mailto:evoting@nsdl.co.in">evoting@nsdl.co.in</a> or call at toll free no.: 1800 1020 990 and 1800 22 44 30
Individual Shareholders holding securities in demat mode with CDSL	Members facing any technical issue in login can contact CDSL helpdesk by sending a request at <a href="mailto:helpdesk.evoting@cdslindia.com">helpdesk.evoting@cdslindia.com</a> or contact at 022- 23058738 or 022-23058542-43

**B) Login Method for shareholders other than Individual shareholders holding securities in demat mode and shareholders holding securities in physical mode.**

**How to Log-in to NSDL e-Voting website?**

- Visit the e-Voting website of NSDL. Open web browser by typing the following URL: <https://www.evoting.nsdl.com/> either on a Personal Computer or on a mobile.
- Once the home page of e-Voting system is launched, click on the icon "Login" which is available under 'Shareholder/Member' section.
- A new screen will open. You will have to enter your User ID, your Password/OTP and a Verification Code as shown on the screen.  
**Alternatively, if you are registered for NSDL eservices i.e. IDEAS, you can log-in at <https://eservices.nsdl.com/> with your existing IDEAS login. Once you log-in to NSDL eservices after using your log-in credentials, click on e-Voting and you can proceed to Step 2 i.e. Cast your vote electronically.**

**4. Your User ID details are given below :**

Manner of holding shares i.e. Demat (NSDL or CDSL) or Physical	Your User ID is:
a) For Members who hold shares in demat account with NSDL.	8 Character DP ID followed by 8 Digit Client ID For example if your DP ID is IN300*** and Client ID is 12***** then your user ID is IN300***12*****.
b) For Members who hold shares in demat account with CDSL.	16 Digit Beneficiary ID For example if your Beneficiary ID is 12***** then your user ID is 12*****.
c) For Members holding shares in Physical Form.	EVEN Number followed by Folio Number registered with the company For example if folio number is 001*** and EVEN is 101456 then user ID is 101456001***

- Password details for shareholders other than Individual shareholders are given below:
  - If you are already registered for e-Voting, then you can use your existing password to login and cast your vote.
  - If you are using NSDL e-Voting system for the first time, you will need to retrieve the 'initial password' which was communicated to you. Once you retrieve your 'initial password', you need to enter the 'initial password' and the system will force you to change your password.
  - How to retrieve your 'initial password'?
    - If your email ID is registered in your demat account or with the company, your 'initial password' is communicated to you on your email ID. Trace the email sent to you from NSDL from your mailbox. Open the email and open the attachment i.e. a .pdf file. Open the .pdf file. The password to open the .pdf file is your 8 digit client ID for NSDL account, last 8 digits of client ID for CDSL account or folio number for shares held in physical form. The .pdf file contains your 'User ID' and your 'initial password'.
    - If your email ID is not registered, please follow steps mentioned below in **process for those shareholders whose email ids are not registered**
- If you are unable to retrieve or have not received the " Initial password" or have forgotten your password:
  - Click on "Forgot User Details/Password?"(If you are holding shares in your demat account with NSDL or CDSL) option available on [www.evoting.nsdl.com](http://www.evoting.nsdl.com).
  - Physical User Reset Password?" (If you are holding shares in physical mode) option available on [www.evoting.nsdl.com](http://www.evoting.nsdl.com).
  - If you are still unable to get the password by aforesaid two options, you can send a request at [evoting@nsdl.co.in](mailto:evoting@nsdl.co.in) mentioning your demat account number/folio number, your PAN, your name and your registered address etc.
  - Members can also use the OTP (One Time Password) based login for casting the votes on the e-Voting system of NSDL.
- After entering your password, tick on Agree to "Terms and Conditions" by selecting on the check box.
- Now, you will have to click on "Login" button.
- After you click on the "Login" button, Home page of e-Voting will open.

**Step 2: Cast your vote electronically and join General Meeting on NSDL e-Voting system.**

**How to cast your vote electronically and join General Meeting on NSDL e-Voting system?**

- After successful login at Step 1, you will be able to see all the companies "EVEN" in which you are holding shares and whose voting cycle and General Meeting is in active status.
- Select "EVEN" of company for which you wish to cast your vote during the remote e-Voting period and casting your vote during the General Meeting. For joining virtual meeting, you need to click on "VC/OAVM" link placed under "Join General Meeting".
- Now you are ready for e-Voting as the Voting page opens.
- Cast your vote by selecting appropriate options i.e. assent or dissent, verify/modify the number of shares for which you wish to cast your vote and click on "Submit" and also "Confirm" when prompted.

5. Upon confirmation, the message "Vote cast successfully" will be displayed.
6. You can also take the printout of the votes cast by you by clicking on the print option on the confirmation page.
7. Once you confirm your vote on the resolution, you will not be allowed to modify your vote.

#### **General Guidelines for shareholders**

1. Institutional shareholders (i.e. other than individuals, HUF, NRI etc.) are required to send scanned copy (PDF/JPG Format) of the relevant Board Resolution/ Authority letter etc. with attested specimen signature of the duly authorized signatory(ies) who are authorized to vote, to the Scrutinizer by e-mail to [pkmishra59@yahoo.com](mailto:pkmishra59@yahoo.com) with a copy marked to [evoting@nsdl.co.in](mailto:evoting@nsdl.co.in).
2. It is strongly recommended not to share your password with any other person and take utmost care to keep your password confidential. Login to the e-voting website will be disabled upon five unsuccessful attempts to key in the correct password. In such an event, you will need to go through the "[Forgot User Details/Password?](#)" or "[Physical User Reset Password?](#)" option available on [www.evoting.nsdl.com](http://www.evoting.nsdl.com) to reset the password.
3. In case of any queries, you may refer the Frequently Asked Questions (FAQs) for Shareholders and e-voting user manual for Shareholders available at the download section of [www.evoting.nsdl.com](http://www.evoting.nsdl.com) or call on toll free no.: 1800 1020 990 and 1800 22 44 30 or send a request to Mr. Amit Vishal at [evoting@nsdl.co.in](mailto:evoting@nsdl.co.in)

#### **Process for those shareholders whose email ids are not registered with the depositories for procuring user id and password and registration of e mail ids for e-voting for the resolutions set out in this notice:**

1. In case shares are held in physical mode please send signed request with Folio No., Name of shareholder, scanned copy of any one share certificate (front and back), PAN (self-attested scanned copy of PAN card), AADHAR (self-attested scanned copy of Aadhar Card) by email to [info@masserv.com](mailto:info@masserv.com).
2. In case shares are held in demat mode, please update your email id with your depository. If you are an Individual shareholders holding securities in demat mode, you are requested to refer to the login method explained at **step 1 (A)** i.e. [Login method for e-Voting and joining virtual meeting for Individual shareholders holding securities in demat mode.](#)
3. Alternatively shareholder/members may send a request to [evoting@nsdl.co.in](mailto:evoting@nsdl.co.in) for procuring user id and password for e-voting by providing above mentioned documents.
4. In terms of SEBI circular dated December 9, 2020 on e-Voting facility provided by Listed Companies, Individual shareholders holding securities in demat mode are allowed to vote through their demat account maintained with Depositories and Depository Participants. Shareholders are required to update their mobile number and email ID correctly in their demat account in order to access e-Voting facility.

#### **THE INSTRUCTIONS FOR MEMBERS FOR e-VOTING ON THE DAY OF THE EGM/AGM ARE AS UNDER:-**

1. The procedure for e-Voting on the day of the EGM/AGM is same as the instructions mentioned above for remote e-voting.
2. Only those Members/ shareholders, who will be present in the EGM/AGM through VC/OAVM facility and have not casted their vote on the Resolutions through remote e-Voting and are otherwise not barred from doing so, shall be eligible to vote

through e-Voting system in the EGM/AGM.

3. Members who have voted through Remote e-Voting will be eligible to attend the EGM/AGM. However, they will not be eligible to vote at the EGM/AGM.
4. The details of the person who may be contacted for any grievances connected with the facility for e-Voting on the day of the EGM/AGM shall be the same person mentioned for Remote e-voting.

#### **INSTRUCTIONS FOR MEMBERS FOR ATTENDING THE EGM/AGM THROUGH VC/OAVM ARE AS UNDER:**

1. Member will be provided with a facility to attend the EGM/AGM through VC/OAVM through the NSDL e-Voting system. Members may access by following the steps mentioned above for **Access to NSDL e-Voting system**. After successful login, you can see link of "VC/OAVM link" placed under "**Join General meeting**" menu against company name. You are requested to click on VC/OAVM link placed under Join General Meeting menu. The link for VC/OAVM will be available in Shareholder/Member login where the EVEN of Company will be displayed. Please note that the members who do not have the User ID and Password for e-Voting or have forgotten the User ID and Password may retrieve the same by following the remote e-Voting instructions mentioned in the notice to avoid last minute rush.
2. Members are encouraged to join the Meeting through Laptops for better experience.
3. Further Members will be required to allow Camera and use Internet with a good speed to avoid any disturbance during the meeting.
4. Please note that Participants Connecting from Mobile Devices or Tablets or through Laptop connecting via Mobile Hotspot may experience Audio/Video loss due to Fluctuation in their respective network. It is therefore recommended to use Stable Wi-Fi or LAN Connection to mitigate any kind of aforesaid glitches.

Shareholders who would like to express their views/have questions may send their questions in advance mentioning their name demat account number/folio number, email id, mobile number at ([cs@polymedicure.com](mailto:cs@polymedicure.com)). The same will be replied by the company suitably.

#### **General Instructions**

- i. A person, whose name is recorded in the register of members or in the register of beneficial owners maintained by the depositories as on the cut-off date only shall be entitled to avail the facility of remote e-voting as well as voting at the AGM through ballot paper.
- ii. Shri Pawan Kumar Mishra, Practicing Company Secretary (Membership No. FCS-4305 & CP No. 16222), has been appointed for as the Scrutinizer for providing facility to the members of the Company to scrutinize the voting and remote e-voting process in a fair and transparent manner.
- iii. The Chairman shall, at the AGM, at the end of discussion on the resolutions on which voting is to be held, allow voting with the assistance of scrutinizer, for all those members who are present VC / OAVM at the AGM but have not cast their votes by availing the remote e-voting facility.
- iv. The Scrutinizer shall after the conclusion of voting at the AGM,



will first count the votes cast at the meeting and thereafter unblock the votes cast through remote e-voting in the presence of at least two witnesses not in the employment of the Company and shall make, not later than three days of the conclusion of the AGM, a consolidated scrutinizer's report of the total votes cast in favour or against, if any, to the Chairman or a person authorized by him in writing, who shall countersign the same and declare the result of the voting forthwith.

- v. The Results declared along with the report of the Scrutinizer shall be placed on the website of the Company [www.polymedicure.com](http://www.polymedicure.com) and on the website of NSDL immediately after the declaration of result by the Chairman or a person authorized by him in writing and communicated to the BSE Limited (BSE) and National Stock Exchange of India Limited (NSE).

#### **Explanatory Statement pursuant to Section 102 of the Companies Act, 2013:**

In conformity with Section 102 of the Companies Act, 2013, the following explanatory statement sets out all material facts relating to the special business mentioned in the accompanying notice and should be taken as forming part of the Notice.

#### **Item No. 4 Regularization of appointment of Dr. Ambrish Mithal**

Based on the recommendation of the Nomination and Remuneration Committee, the Board of Directors of the Company have appointed Dr. Ambrish Mithal as an Additional Director (Independent) of the Company to hold office for a period of five consecutive years, not liable to retire by rotation, subject to consent by the Members of the Company at the ensuing Annual General Meeting ("AGM"). As an Additional Director, Dr. Ambrish Mithal holds office till the date of the AGM and is eligible for being appointed as an Independent Director. The Company has received a notice pursuant to Section 160 of the Companies Act, 2013 (the "Act") together with the requisite amount of deposit from a Member signifying his intention to propose the appointment of Dr. Ambrish Mithal as a Director of the Company. The Company has also received a declaration from Dr. Ambrish Mithal confirming that he meets the criteria of independence as prescribed under the Act and Securities and Exchange Board of India (Listing Obligations and Disclosure Requirements) Regulations, 2015 ("Listing Regulations"). Dr. Ambrish Mithal is also not disqualified from being appointed as a Director in terms of Section 164 of the Act and has given his consent to act as a Director of the Company.

In the opinion of the Board, Dr. Ambrish Mithal fulfils the conditions for his appointment as an Independent Director as specified in the Act and the Listing Regulations and he is independent of the management.

Dr. Ambrish Mithal (Padma Bhushan & B. C. Roy Awardee) - is the Chairman and Head of Endocrinology and Diabetes Department at Max Healthcare (pan Max), a group of 16 hospitals. He is the domain expert on the Governing Board of National Health Authority (2019) of India and President of AIIMS Gorakhpur. Recently was presented the Laureate Award from Endocrine Society of US for International Excellence.

Dr. Ambrish Mithal has been the recipient of the Fogarty Fellowship (Harvard Medical School), Japan International Cooperation Agency Fellowship, Boy Frame award of the ASBMR, IOF Amgen Health Professionals Award and the Springer citation prize for his paper on "Global Vitamin D Status" 2013. He has received the IOF President's Award (2016). His current research interests include vitamin D nutrition, primary hyperparathyroidism, osteoporosis, cardiovascular outcome trials in diabetes and NAFLD.

A copy of the draft letter of appointment for Independent Directors, setting out the terms and conditions for appointment of Independent

Directors is available for inspection by the Members at the registered office of the Company during business hours on any working day and is available on the website of the Company [www.polymedicure.com](http://www.polymedicure.com). Dr. Ambrish Mithal is not related to any other Director and Key Managerial Personnel of the Company. None of the Directors, Key Managerial Personnel and their relatives, except Dr. Ambrish Mithal and his relatives, are in anyway, concerned or interested in the said resolution. The resolution as set out in item No. 4 of this Notice is accordingly commended for your approval.

#### **Item No. 5 Re-appointment of Shri Jugal Kishore Baid**

As per Regulation 17(1A) of the SEBI (Listing Obligations and Disclosure Requirements) Regulations, 2015 (hereinafter referred to as 'Listing Regulations') as amended vide SEBI (Listing Obligations and Disclosure Requirements) (Amendment) Regulations, 2018, with effect from 1st April, 2019, no listed Company shall appoint or continue the Directorship of a Non-Executive Director who has attained the age of 75 years, unless a special resolution is passed to that effect and justification thereof is indicated in the explanatory statement annexed to the Notice for such appointment.

Shri Jugal Kishore Baid, aged 80 years, is a non-executive Director of the Company. He holds a bachelor's degree in Science (Mechanical Engineering) from Birla Institute of Technology, Mesra, Ranchi. He has over 53 years of experience in engineering and has undertaken various industrial training programmes with engineering companies. Prior to joining the Board, he was associated with Hyderabad Allwyn Metal Works and Jai Polypan Private Limited. He was involved in setting up the rotational molding technology in Rajasthan for the manufacture of multi layered and foam filled water storage containers under the brand name "Polycon". He has been associated with the Company since its incorporation.

The Board of Directors is of the opinion that Shri Jugal Kishore Baid is a person of integrity; possess relevant expertise and vast experience. In line with the provisions of SEBI (Listing Obligations and Disclosure Requirements) Regulations (Amendment), 2018 read with SEBI (Listing Obligations and Disclosure Requirements) Regulations, 2015, your directors recommend their continued association beyond September 30, 2022 and until expiry of his term. The brief resume of said Director, nature of his expertise in functional areas, disclosure of relationships between Directors, Directorships and Memberships of Committees of the Board of Listed entities and shareholding as required under Regulation 36(3) of the SEBI (Listing Obligations and Disclosure Requirements) Regulations, 2015 as amended is set out in this Notice as Annexure. The Board of Directors accordingly recommends the Special Resolution as mentioned at item no. 5.

Shri Himanshu Baid, Shri Rishi Baid and Smt. Mukulika Baid, directors of the Company may be deemed to be interested, financially or otherwise, in the resolutions as set out at item No. 5 of the Notice with regard to continuance of his respective Directorship.

None of the other Directors and key managerial personnel are deemed to be concerned or interested, financially or otherwise in the proposed special resolution, except to the extent of their shareholding in the company.

#### **Item No. 6**

#### **Approval for reappointment of Shri Vishal Baid as Sr. President (Sales and Marketing)**

- a) **Name of the Related Party:** Shri Vishal Baid
- b) **Nature of Transactions:** Re-appointment as Sr. President (Sales and Marketing) for a term of Five years w.e.f 1<sup>st</sup> April, 2022



- c) **Name of the director or Key Managerial Personnel who is related, if any:-** Sh. Jugal Kishore Baid, Smt. Mukulika Baid, Sh. Himanshu Baid, Sh. Rishi Baid are related party being directors of the Company.
- d) **Nature of Relationship:** The persons named in (c) above are directors of the Company and they are relatives of Shri Vishal Baid.
- e) **Experties in Specific Functional Areas:** Mr. Vishal Baid aged 48 years is a Chartered Accountant by profession. He has total experience of about 26 years in corporate finance, marketing, manufacturing and R&D Activities.

**Memorandum of Interest:** Shri Jugal Kishore Baid, Smt. Mukulika Baid, Shri Himanshu Baid and Shri Rishi Baid, are relative of Shri Vishal Baid and concerned and interested in the Resolution. They did not participate in the Board Meeting when this matter was discussed.

**Item No. 7  
Approval for payment of remuneration to Non-Executive Directors**

The presence of the Non-Executive Directors on the Board of Directors of your Company has helped your Company to achieve multifold growth. Each Non-Executive Director brings to the Board vast experience and intellect in multifarious fields relevant to unique requirements of your Company.

In the light of services rendered by the Non-Executive Directors for the business of the Company and in keeping with best corporate principles, it is considered desirable that Non-Executive Directors are remunerated for their contribution.

In terms of the proviso to Section 197(1) of the Companies Act, 2013, a Company can remunerate/ make payment by way of commission to its Non-Executive Directors for a sum not exceeding 1% of the Profits as computed as per provision of the Act, if the Company has a Managing Director or Executive Director. Further pursuant to regulations of SEBI (LODR) Regulations, 2015, all fees/compensation, if any, paid to Non-Executive Directors of the Company, shall be fixed by the Board of Directors and shall require the prior approval of the Shareholders at a General Meeting.

Based on the recommendations of the Nomination & Remuneration Committee in its meeting held on 04<sup>th</sup> August, 2022, the Board of Directors in its meeting held on 04<sup>th</sup> August, 2022, subject to the approval of the Shareholders, has approved the payment of Annual Commission of ₹12,00,000 to each Non-Executive Director of the Company with effect from 1st April, 2022 subject to the ceiling as per Companies Act 2013, in addition to the sitting fees payable to such directors for attending the Board and Committee meetings and reimbursement of expenses, if any. All the Directors of the Company and their relatives, may be deemed to be concerned or interested in this Resolution to the extent of commission that may be payable to them from time to time.

**Item No. 8  
Approval of remuneration payable to M/s. Jai Prakash & Company, Cost Accountants, the Cost Auditor of the Company**

The Board of Directors of the Company, on the recommendation of the Audit Committee, approved the appointment and remuneration of M/s. Jai Prakash & Company, Cost Accountants, to conduct the audit of the cost records of the Company for the financial year ending 31<sup>st</sup> March, 2023.

In accordance with the provisions of Section 148 of the Companies Act, 2013, read with the Companies (Audit and Auditors) Rules, 2014, the remuneration payable to the Cost Auditors is required to be ratified by the Members of the Company.

Accordingly, consent of the Members is sought for passing an

Ordinary Resolution as set out at Item No. 8 of the Notice, to ratify the remuneration payable to the Cost Auditors for the financial year ending 31<sup>st</sup> March 2023.

None of the Directors and Key Managerial Personnel or their relatives is, in any way, concerned or interested, financially or otherwise, in the resolution set out at Item No. 8 of the Notice.

By order of the Board  
**Avinash Chandra**

Company Secretary

Date: 4<sup>th</sup> August, 2022  
Registered Office:  
232-B, 3<sup>rd</sup> Floor, Okhla Industrial Estate, Phase III,  
New Delhi - 110020.  
CIN: L40300DL1995PLC066923  
E-mail: [investorcare@polymedicure.com](mailto:investorcare@polymedicure.com)

**Annexure**  
**Details of Directors seeking appointment/re-appointment at the Annual General Meeting**  
(Pursuant to Regulation 36 of the SEBI (Listing Obligations and Disclosure Requirements) Regulations, 2015 and SS-2 on General Meeting)

<b>Name of the Director</b>	<b>Shri Jugal Kishore Baid (DIN: 00077347)</b>	<b>Dr. Ambrish Mithal (DIN No. 0009618459)</b>
Date of Birth and Age	30th March, 1942, 80 years	29 <sup>th</sup> March, 1958, 64 Years
Date of Appointment	30 <sup>th</sup> March, 1995	29 <sup>th</sup> July, 2022
Qualifications	Mechanical Engineer	MBBS (1980) and MD (1984) from Kanpur University and Master's degree (DM-1987) in Endocrinology from All India Institute of Medical Sciences (AIIMS)
Expertise in Specific functional areas	Around 53 years of experience in Molding Technology	Around 34 years of experience in Medical Science
No. of Board Meetings attended during the Financial Year 2021-22	4	Not Applicable
Remuneration last drawn	He is not entitled for any remuneration from the Company	Not Applicable
Relationship with any Director(s) and Key Managerial Personnel of the Company	Shri Jugal Kishore Baid, is a promoter director and related to Shri Himanshu Baid, Managing Director, Shri Rishi Baid, Joint Managing Director, Smt. Mukulika Baid, Director and Shri Vishal Baid, Sr. President (Corporate Sales & Marketing).	Not Related to any Director and KMP
Directorship of other Companies as on 31 <sup>st</sup> March, 2022	M/s. Polycure Martech Limited	None
Chairmanship(s)/Membership(s) of Committees of other Companies as on 31 <sup>st</sup> March, 2022	None	None
Number of Shares held in the Company	22,79,376 (2.38 %)	Nil

For other details such as number of shares held, number of meetings of the Board attended during the year remuneration drawn in respect of the aforesaid Director; please refer to the Corporate Governance Report.

## DIRECTORS' REPORT

Your Directors take immense pleasure in presenting the 27th Annual Report on the business and operations of the Company along with the Audited Financial Statements for the year ended 31<sup>st</sup> March, 2022.

### Financial Results

(₹In lacs)

Parameters	Standalone		Consolidated	
	2021-22	2020-21	2021-22	2020-21
Revenue from Operations (Net)	87,935.76	74,738.24	92,306.26	78,646.96
Add: Other Income	3,872.87	1,928.82	3,790.25	1,841.50
<b>Total Revenue</b>	<b>91,808.63</b>	<b>76,667.06</b>	<b>96,096.51</b>	<b>80,488.46</b>
Profit before Interest, Tax, Depreciation and Amortization (EBITDA)	25,086.22	22,760.91	25,100.46	23,277.71
Less: Depreciation & Amortization Expenses.	5,254.01	4631.42	5,395.22	4,752.20
Less: Financial Costs	360.70	791.17	425.48	851.18
<b>Profit Before Tax (PBT)</b>	<b>19,471.51</b>	<b>17,338.32</b>	<b>19,279.76</b>	<b>17,674.33</b>
Add: Share of Profit from Associates			244.73	331.07
Profit Before Tax (after Share of Profit from Associates)	19,471.51	17,338.32	19,524.49	18,005.40
Less: Tax provision	4,869.80	4,387.15	4,873.89	4,417.96
<b>Profit after Tax</b>	<b>14,601.71</b>	<b>12,951.17</b>	<b>14,650.60</b>	<b>13,587.44</b>
Add: Balance brought forward	30,158.41	19,707.24	30,416.53	19,498.98
<b>Profit available for appropriation</b>	<b>44,760.12</b>	<b>32,658.41</b>	<b>45,067.13</b>	<b>33,086.42</b>

Briefly, during the year under report, the Company's consolidated total income increased to ₹96,096.51 lacs from ₹80,488.46 lacs in the previous year, registering a growth of 19.39%. EBITDA improved to ₹25,100.46 lacs as from ₹23,277.71 lacs in the previous year which translates into a rise of 7.83%. Profit before Tax (PBT) is ₹19,279.76 lacs as against ₹17,674.33 lacs in previous year which translates into a rise of 9.08%.

Highlights of performance are discussed in detail in the Management Discussion and Analysis Report which forms part of the Directors' Report.

#### Share Capital

During the year under report, the paid-up share capital of your Company has been increased by ₹ 98,875 due to the allotment of 19,775 equity shares of ₹ 5 each on exercise of stock options by the eligible employees under the Employee Stock Options Scheme, 2016.

#### ESOP issuance

The Company has framed an ESOP Scheme 2016 for the benefit of its employees under which it has issued 19,775 equity shares. The Nomination and Remuneration Committee of the Board of Directors of the Company, inter alia, administers and monitors the Employees' Stock Option Scheme of the Company, in accordance with the SEBI (Share Based Employee Benefits) Regulations, 2014.

#### Dividend

In keeping with the Company's tradition of rewarding the Shareholders, your directors are pleased to recommend a dividend of ₹ 2.50/- per equity share of the face value of ₹5/- each for the financial year ended on 31<sup>st</sup> March, 2022. The proposal is subject to the approval of the shareholders at the forthcoming Annual General Meeting. The final dividend on equity shares, if approved by the members would involve a cash outflow of ₹ 2,397.50 lacs. The dividend would be payable to all Shareholders whose names appear in the Register of Members and in respect of shares held in dematerialized form, to the members whose names are furnished by the National Securities Depository Limited and Central Depository Services (India) Limited on book closure date.

The aforesaid dividend paid for year under review is in accordance with the Company's policy on Dividend Distribution which is linked to long term growth objectives of your Company to be met by internal cash accruals. The Dividend Distribution Policy of the Company can be viewed on the Company's website at [www.polymed.com](http://www.polymed.com).

#### Transfer to Reserves

The Board of Directors has proposed to transfer ₹ 2,500.00 lacs to General Reserves out of the profit available for appropriation.

#### Subsidiaries and Associate

The subsidiary companies performed as follows:

- **Poly Medicure (Laiyang) Co. Ltd, China** - The wholly owned subsidiary Company has achieved a turnover of ₹1,536.69 lacs for the year ending 31<sup>st</sup> March, 2022 against ₹ 1,512.60 lacs in the previous year.
- **Poly Medicure B.V., Amsterdam, Netherlands** - During the year under review the Company has not done any business operations.
- **Plan1 Health s.r.l., Italy**, a step-down Subsidiary – The wholly owned subsidiary Company has achieved a turnover of ₹ 3,392.22 lacs for the year ending 31<sup>st</sup> December, 2021 against ₹2,812 lacs in the previous year. The Performance during the year was impacted due to CoVID-19 pandemic in Italy and other European Countries.
- **Plan1 Health India Pvt. Ltd., India** – During the year under review the Company has not done any business operations.
- **Poly Health Medical Inc.,(USA)**, a step-down Subsidiary- During the year under review the Company has not done any business operations.

The Company has one Associate in Egypt, viz.

**Ultra for Medical Products Company (ULTRA MED), Egypt** – The Associate has achieved sales of ₹9,392.19 lacs during the year ending 31<sup>st</sup> December 2021, as compared to ₹11,166.02 lacs in the

previous year.

Audited financial statements of the subsidiaries of the Company are available on the website of the Company. The shareholders, who wish to receive a copy of Annual Accounts of the Subsidiary Companies, may request the Company Secretary for the same.

Pursuant to Section 129(3) of the Companies Act, 2013 read with the Companies (Accounts) Rules, 2014, a statement containing salient features of the financial statements of the subsidiary companies in prescribed Form AOC-1 is given in the Consolidated Financial Statements of Company and forms part of this Annual Report

#### **Transfer of Unpaid/Unclaimed Dividend Amounts to Investor Education and Protection Fund**

During the Year under review, the Company has transferred ₹ 81,740 lying in the unpaid/unclaimed dividend account, to the Investor Education and Protection fund (IEPF) in compliance with Section 205C of the Companies Act, 1956, read with Investor Education & Protection Fund (Awareness and Protection of Investors) Rules, 2001. The said amount represents the dividend for the financial year 2013-14 which remained unclaimed by the shareholders of the Company for a period of seven years from due date of payment.

#### **Directors and Key Managerial Personnel**

In view of the provisions of the Companies Act, 2013, Mr. J. K. Baid is liable to retire by rotation at the ensuing Annual General Meeting, and he offers himself for re-appointment. The information as required to be disclosed under Regulation 36(3) of the Securities and Exchange Board of India (Listing Obligations and Disclosure Requirements) Regulations, 2015, in case of re-appointment of directors is provided in the Notice of the ensuing Annual General Meeting of the Company.

Pursuant to Section 149(4) of the Companies Act, 2013, every Listed Company is required to appoint one third of its Directors as Independent Directors. The Board has six Independent Directors in terms of the provisions of Regulation 17(b) of the SEBI (LODR) Regulations, 2015. Necessary details in respect of the directors are given in the Corporate Governance Report.

The Independent Directors have submitted their respective declarations of Independence, as required pursuant to Section 149(7) of the Companies Act, 2013 confirming that they meet the criteria of Independence specified in the Act and the Rules made there under as also under Regulation 25 of the SEBI (LODR) Regulations, 2015.

Pursuant to the provisions of Section 203 of the Companies Act, 2013, the key managerial personnel of the Company are Shri Himanshu Baid, Managing Director, Shri Rishi Baid, Joint Managing Director, Shri Naresh Vijayvergiya, Chief Financial Officer, Shri Avinash Chandra, Company Secretary and Shri Ravi Prakash, Deputy Company Secretary (appointed w.e.f. 24<sup>th</sup> May, 2022).

#### **Board Evaluation**

Pursuant to the applicable provisions of the Companies Act, 2013 and SEBI (Listing Obligations and Disclosure Requirements) Regulations, 2015, the Board has carried out an annual evaluation of its own performance, performance of the Directors as well as the evaluation of the working of its Committees.

The Nomination and Remuneration Committee has defined the evaluation criteria for the Board, its Committees and Directors.

The Board's functioning was evaluated on various aspects, including inter alia degree of fulfillment of key responsibilities, Board structure, composition, establishment and delineation of responsibilities to various Committees, effectiveness of Board processes, information and functioning.

Directors were evaluated on aspects such as attendance and contribution at Board/Committee Meetings and guidance/support to the management outside Board/Committee Meetings. In addition, the Chairman was also evaluated on key aspects of his role, including setting the strategic agenda of the Board, encouraging active engagement by all Board members.

Areas on which the Committees of the Board were assessed included degree of fulfillment of key responsibilities, adequacy of Committee composition and effectiveness of meetings.

The performance evaluation of the Independent Directors was carried out by the entire Board, excluding the Director being evaluated. The performance evaluation of the Chairman and the Non Independent Directors was carried out by the Independent Directors who also reviewed the performance of the Board as a whole. The Nomination and Remuneration Committee also reviewed the performance of the Board, its Committees and of the Directors.

#### **Secretarial Standards**

The Company has complied with the provisions of Secretarial Standards on Meetings of the Board of Directors (SS-1) and on General Meetings (SS-2).

#### **Directors' Responsibility Statement**

Pursuant to Section 134(3)(c) of the Companies Act, 2013, the Board of Directors, to the best of their knowledge hereby state and confirm that:

- a) in the preparation of the annual accounts, the applicable accounting standards have been followed and there are no material departures.
- b) the directors have selected such accounting policies and applied them consistently and made judgments and estimates that are reasonable and prudent so as to give a true and fair view of the state of affairs of the company at the end of the financial year and of the profit of the company for that period.
- c) the directors have taken proper and sufficient care for the maintenance of adequate accounting records in accordance with the provisions of this Act for safeguarding the assets of the company and for preventing and detecting fraud and other irregularities.
- d) the directors have prepared the annual accounts on a going concern basis.
- e) the directors have laid down internal financial controls to be followed by the company and such internal financial controls are adequate and are operating effectively.
- f) the directors have devised proper systems to ensure compliance with the provisions of all applicable laws and that such systems are adequate and operating effectively.

#### **CASH FLOW AND CONSOLIDATED FINANCIAL STATEMENTS**

As required under the regulation 34 (2)(c) of the SEBI (Listing Obligations and Disclosure Requirements) Regulations, 2015, a cash flow statement is part of the Annual Report 2021 - 2022. Further, the Consolidated Financial Statements of the Company for the financial year 2021 - 2022 are prepared in compliance with the applicable provisions of the Act, Accounting Standards and as prescribed by SEBI (Listing Obligations and Disclosure Requirements) Regulations, 2015. The said Financial Statements have been prepared on the basis



of the audited financial statements of the Company, its subsidiaries and joint venture companies as approved by their respective Boards of Directors.

#### **Policy on Directors' Appointment and Remuneration**

The policy of the Company on directors' appointment and remuneration, including criteria for determining qualifications, positive attributes, independence of a director and other matters provided under section 178(3) of the Companies Act, 2013, adopted by the Board are covered in Corporate Governance Report as **Annexure – 1**, which forms part of this Report.

Further, the policy also indicates the manner of performance evaluation of Independent Directors, Board committees and other individual directors which include criteria for performance evaluation of the non-executive and executive directors.

#### **Annual Return**

In terms of Section 93(3) of the Companies Act, 2013, as amended the Annual Return of the Company is placed on the website of the Company [www.polymedicure.com](http://www.polymedicure.com)

#### **Auditors and Auditors' Report**

##### **Statutory Auditors**

At the 24<sup>th</sup> Annual General Meeting held on September 23, 2019 M/s. M. C. Bhandari & Company, Chartered Accountants (Firm Registration No. 303002E), were appointed as Statutory Auditors of the Company to hold office till the conclusion of the 29<sup>th</sup> Annual General Meeting of the Company to be held in the year 2024.

Your Company has received a certificate from M/s. M. C. Bhandari & Company, Chartered Accountants (Firm Registration No. 303002E) confirming their eligibility to continue as the Auditors of the Company in terms of the provisions of the Act and the Rules framed thereunder and also a copy of the certificate issued by the Peer Review Board (ICA) as required under Regulation 33 of the Listing Regulations.

The observations of the Auditors and the relevant notes on the accounts are self-explanatory and therefore do not call for any comments. The Auditors' Report does not contain any qualification, reservation or adverse remarks.

Further, during the year, in the course of the performance of their duties as auditor, no frauds were reported by them.

##### **Cost Auditor**

The Board had appointed M/s. Jai Prakash & Co., Cost Accountants as Cost Auditor for the financial year 2021-22. M/s. Jai Prakash & Co., Cost Accountants have been re-appointed as Cost Auditor for conducting the audit of cost records of the Company for the financial year 2022-23 and approval of the members is being sought for ratification of their remuneration.

##### **Secretarial Auditor**

The Board of Directors have appointed M/s. P.K. Mishra & Associates (Certificate of Practice No. - 16222), Company Secretaries in Practice to conduct Secretarial Audit for the financial year 2021-22. The Secretarial Audit Report for the financial year ended 31<sup>st</sup> March, 2022 is annexed this Report as **Annexure – 2**.

The Board of Director has appointed M/s. P.K. Mishra & Associates, Company Secretaries in Practice to conduct Secretarial Audit for the financial year 2022-23.

##### **Business Responsibility Report**

A detailed Business Responsibility (BRR) is prepared. As a green initiative the BRR is placed on website of your Company and can be

accessed at the website of the Company [www.polymedicure.com](http://www.polymedicure.com)

#### **Particulars of Loans, Guarantees or Investments under Section 186**

The Particulars of Loans, Investments and guarantees made/given by the Company, under Section 186 of the Companies Act, 2013, are furnished in **Annexure - 3** and forms part of the Report.

#### **Particulars of Contracts or Arrangements with Related Parties**

The particulars of every contract and arrangement entered into by the Company with related parties referred to in sub-section (1) of Section 188 of the Companies Act, 2013 including certain arm's length transactions under third proviso thereto are disclosed in Form No. AOC - 2 in **Annexure - 4** and form part of this Report.

#### **Fixed Deposits**

Your Company has not accepted/or invited any Fixed Deposits within the meaning of Section 58A of the Companies Act, 1956 and Section 73 or 76 of the Companies Act, 2013.

#### **Corporate Social Responsibility**

As per the Companies Act, 2013, all companies having a net worth of ₹ 500 Crore or more, or a turnover of ₹ 1,000 Crore or more or a net profit of ₹ 5 Crore or more during any financial year are required to constitute a CSR Committee of the Board of Directors comprising three or more directors, at least one of whom should be an independent director. All such Companies are required to spend at least 2% of the average net profits of their immediately preceding three financial years on CSR related activities. Accordingly, the Company was required to spend ₹ 263.16 lacs towards CSR activities. The Company overall spends ₹ 264.94 lacs for activities specified in schedule VII of the Companies Act, 2013. Details of CSR policy and the initiatives adopted by the Company on CSR during the year are available on the website of the Company at [http://www.polymedicure.com/wp-content/uploads/2015/03/CSR\\_Policy\\_2015.pdf](http://www.polymedicure.com/wp-content/uploads/2015/03/CSR_Policy_2015.pdf). The Annual Report on CSR as per Companies (Corporate Social Responsibility Policy) Rules, 2014 is annexed herewith as **Annexure – 5** to this Report in the prescribed format.

#### **Vigil Mechanism/ Whistle Blower Policy:**

The Company has a "Policy on Whistle Blower and Vigil Mechanism" to deal with instance of fraud and mismanagement, if any. In staying true to our values of Strength, Performance and Passion, the Company is committed to the high standards of Corporate Governance and stakeholder responsibility

#### **Prevention of Sexual Harassment at Workplace**

The Company has a detailed Policy on Prevention of Sexual Harassment (POSH Policy) in place in line with the requirements of The Sexual Harassment of Women at Workplace (Prevention, Prohibition and Redressal) Act, 2013 (Act). Internal Complaints Committees (ICC) have been set up to redress complaints received regarding sexual harassment and the Company has complied with provisions relating to the constitution of ICC under the Act. All employees (permanent, contractual, temporary, trainees) are covered under this Policy. The POSH Policy is gender inclusive, and the framework ensures complete anonymity and confidentiality. During the year under review, no complaints were received by the Committee for Redressal.

#### **Details in respect of Adequacy of Internal Financial Controls with reference to the financial statements**

The Company has an internal financial control system commensurate with the size and scale of its operations and the same has been operating effectively. The Internal Auditor evaluates the efficacy and adequacy of internal control system, accounting procedures and policies adopted by the Company for efficient conduct of its business, adherence to Company's policies, safeguarding of Company's assets, prevention and detection of frauds and errors and timely preparation

of reliable financial information etc. Audit Committee of the Board reviews reports submitted by the independent internal auditors and monitors follow-up and corrective actions.

#### Particulars of Employees pursuant to Section 197(12)

Details pursuant to Section 197(12) of the Companies Act, 2013 read with the Companies (Appointment and Remuneration of Managerial Personnel) Rules, 2014 form part of this Report and are annexed herewith as **Annexure-6**.

#### Quality and Certification

POLYMED delivers products confirming to strict global quality standards, which is core to our Quality Management system. The products comply with international standard and regulatory requirements. The Company is committed to continuous improvements and implementation of world class processes. Our products pass through stringent quality tests, and our quality assurance team monitors at various stages of the manufacturing process and performs finished product inspections to ensure the quality of our products.

All products are manufactured in accordance with current Good Manufacturing Practices (GMP). We are also subject to routine internal and external quality audits for GMP compliance that assure our quality systems are consistent with current international standards. Our various manufacturing facilities are also certified by independent and reputed external agencies. These certifications include quality management system ISO 9001: 2015 by DNV GL Business Assurance, EN ISO 13485:2016 and CE Certification by TUV SUD Product Service GmbH, Germany. Some of our plants are also certified for Medical Device Single Audit Program (MDSAP) for USA, CANADA and BRAZIL, and also for ISO 14001 for Environmental Management System (EMS).

#### Human Resources

Polymed aims to create sustainable value for its stakeholders with 3Ps-People, Planet, and Profits. 3Ps unites us together and help us achieve long-term success and relevance in line with our core values. We acquire, develop, and retain the best talent by offering a stimulating environment and value-oriented leadership. Lifelong learning and digital upskilling help our employees stay engaged and motivate them to use their skills to contribute to the company's success.

COVID-19 pandemic pressed us to engage digitally with our community, both internally and externally. Instead of face - to - face meetings with employees, customers and partners, we use video-conferencing and webinars. These save us time and efforts while letting even more people participate.

We foster an inclusive culture where all talent from diverse backgrounds can work together, sharing perspectives and capabilities, and delivering their best to forward the business. We are proud of our 46% female workforce.

We have been using these virtual avenues to build online learning events and impart knowledge and skills to healthcare professionals with varying backgrounds. We will keep investing in our digital transformation, even post-COVID, to maintain our edge and continue our operations.

#### Credit Rating

CRISIL continue to accord the Company, the ratings on the bank facilities of the Company as under:

Long-Term Rating	CRISIL AA-/ Stable
Short Term Rating	CRISIL A1+

#### Global Economic Volatility Risk

Global economic, political and financial uncertainty have caused significant supply chain disruption and currency volatility. This has also led to increase in inflation and increase in commodity prices.

We procure our raw materials from both domestic and international suppliers based on purchase orders. Increased crude oil prices have impacted raw material prices and transportation costs, which has resulted in decrease in our margins.

European Union contributes to approximately one-third of our revenue and any geo-political issue in this region can impact our business.

#### Regulatory Risk

Polymed's products and manufacturing processes are subject to extensive and rigorous regulation by authorities across geographies. Global regulatory environment will continue to evolve. Failure to comply with regulatory requirements could have a materially adverse effect on the company's business and financial condition.

#### Foreign Exchange Risk

The Financial Year 2021-22 witnessed a sharp rise in prices of all the commodities with major increase in chemical prices, packing material prices, fuel prices and plastic raw material prices on account of supply disruption due to lock downs and sharp recovery thereafter. Despite these increases, your Company stayed focused on cost reduction through measures like negotiation with suppliers, increasing indigenous procurement, improved productivity etc. Your Company continues to monitor the market situation closely and continues to focus on mitigating these costs.

The Company's exposure to currency risk relates primarily to the Company's operating activities including anticipated sales, purchases and borrowings where the transactions are denominated in a currency other than the Company's functional currency. Hedging of currencies and commodities are being governed in accordance with the Foreign Exchange Risk Management Policy and Commodity Risk Management Policy, approved by the Board of Directors of your Company.

#### Corporate Governance

Corporate governance for us is pivotal to drive our growth and development. It acts as catalyst to realise our vision and mission across the organisation and implement set of process and procedures of achieving our goals. Since our inception, we believed in adopting good governance practices for fulfilling our vision and mission. The Corporate Governance Report forms an integral Part of this Report and is set out separately in this Annual Report.

All Board Members and Senior Management Personnel have affirmed compliance with Code of Conduct as applicable to them for the year ending on 31<sup>st</sup> March, 2022 as per Regulation 26(3) of SEBI (LODR) Regulations, 2015. A declaration to this effect as signed by the Managing Director is annexed with this Report.

#### Management Discussion and Analysis Report

The Management Discussion and Analysis Report on the operations of the Company, as required under the provision of Regulation 34 of the Listing Regulation is provided in "Annexure-7" forming part of Directors' Report.

#### Listing

The Shares of your Company are listed on the BSE Limited (BSE), Mumbai and National Stock Exchange of India Limited, (NSE), Mumbai. The Listing fees to the Stock Exchanges for the year 2022-23 have been paid.

## Particulars of Conservation of Energy, Technology Absorption and Foreign Exchange Earnings and Outgo

The information pertaining to conservation of energy, technology absorption, foreign exchange earnings and outgo as required under Section 134(3) (m) of the Companies Act, 2013 read with Rule 8(3) of the Companies (Accounts) Rules, 2014 are given in "Annexure - 8" and forming an integral part of this Report.

### Green Initiatives

As part of the Green Initiative, we propose to send documents such as Notices of General Meeting(s), Annual Reports and other shareholders communications for the year ended 31<sup>st</sup> March 2022 in electronic form, to the email addresses provided by you and/or made available to the Company by the Depositories. The copy of annual report shall be available on the website of the Company and for inspection at the registered office of the Company, during office hours. In case any member wishes to get Annual Report and other communication in physical form, he may write to the company and the same will be provided free of cost.

Electronic copies of the Annual Report 2021-22 and Notice of the 27<sup>th</sup> Annual General Meeting would be sent to all members whose email addresses are registered with the Company/Depository Participant(s).

### Significant and material orders passed by the Regulators or Courts

There are no significant material orders passed by the Regulators / Courts which would impact the going concern status of the Company's operations in future.

### Acknowledgements & Appreciation

The Directors take this opportunity to express their deep sense of gratitude to its Central and State Governments and local authorities for their continued co-operation and support.

They also would like to place on record their sincere appreciation for the commitment, hard work and high engagement level of every employee of the Company.

The Directors would also like to thank various stakeholders of the Company including customers, dealers, suppliers, lenders, transporters, advisors, local community, etc. for their continued committed engagement with the Company.

The Directors would also like to thank the Members of the Company for their confidence and trust reposed in the management team of the Company.

For and on behalf of **Board of Directors**

4<sup>th</sup> August, 2022  
New Delhi

D. R. Mehta  
Chairman

Himanshu Baid  
Managing Director

## REMUNERATION POLICY

Annexure-1

### Preamble:

Pursuant to the provisions of section 178 of the Companies Act, 2013, read with rule 6 of Companies (Meeting of Board and its powers) rules, 2014, the Board of Directors of every listed Company shall constitute the Nomination and Remuneration Committee consisting of three or more Non-Executive Directors out of which not less than one half shall be Independent Directors. The Board has already constituted its Remuneration Committee comprising of Non-Executive Independent Directors. In order to align with the provisions of the Companies Act, 2013 and rules made there under the Board in its meeting held on 15<sup>th</sup> May, 2014 has changed the nomenclature of the Remuneration Committee to Nomination and Remuneration Committee. The Nomination and Remuneration Committee shall determine the criteria of appointment to the Board and is vested with authority to identify candidates for appointment to the Board and evaluate their performance. This policy has been formulated by Nomination and Remuneration Committee and approved by the Board of Directors in compliance with section 178 of the Companies Act, 2013 read with rule 6 of Companies (Meeting of Board and its powers) rules, 2014.

### Objectives:

The primary objective of the policy is to provide a framework and set standards for nomination, remuneration and evaluation of Directors, Key Managerial Personnel and Officers comprising the Senior Management. The Company aims to achieve a balance of merit, experience and skills amongst its Directors, Key Managerial Personnel and Senior Management.

The main objective of the policy and committee includes the following:

- To guide and recommend to the Board in relation to appointment and removal of Directors, Key Managerial Personnel and Senior Management Personnel.
- To formulate the criteria for determining qualification, positive attributes and independence of a Director and recommendation to the Board on the remuneration payable to Directors, Key Managerial Personnel and officials in Senior Management of the Company.
- Formulating the criteria for evaluation of the performance of Directors, as well as Key Managerial and Senior Management Personnel.
- To guide on providing reward to Directors, Key Managerial Personnel and Senior Management directly linked to their efforts, performance, dedication and achievement relating to the Company's operations.
- To retain, motivate and promote talent and to ensure long term sustainability of talented Managerial Personnel and create competitive advantage.
- To develop a succession plan for the Board Members, Key Managerial Personnel and Senior Management and to regularly review the plan.

### Constitution and Composition of Nomination and Remuneration Committee:

- I. Membership of the Committee:
  - a) The Nomination and Remuneration Committee shall consist of a minimum 3 Non-Executive Directors, provided one half shall be Independent Directors.
  - b) Minimum two (2) members shall constitute a quorum for the Committee meeting.
  - c) Membership of the Committee shall be disclosed in the Annual Report.



- d) Term of the Committee shall be continued unless terminated by the Board of Directors.
- II. Chairman of the Committee:
- a) Chairman of the Committee shall be an Independent Director.
- b) Chairperson of the Company may be appointed as a member of the Committee but shall not be a Chairman of the Committee.
- c) In the absence of the Chairman, the members of the Committee present at the meeting shall choose one amongst them to act as Chairman.
- d) Chairman of the Nomination and Remuneration Committee meeting could be present at the Annual General Meeting.
- III. Frequency of meetings:
- The meeting of the Committee shall be held annually or as may be decided by the Chairman.
- IV. Committee members' interests:
- a) A member of the Committee is not entitled to be present when his or her own, remuneration is to be discussed at a meeting or when his or her performance is being evaluated.
- b) The Committee may invite such executives, as it considers appropriate, to be present at the meetings of the Committee.
- V. Secretary:
- The Company Secretary of the Company shall act as Secretary of the Committee.
- VI. Voting:
- a) Matters arising for determination at Committee meetings shall be decided by a majority of votes of Members present and voting and any such decision shall for all purposes be deemed a decision of Committee.
- b) In the case of equality of votes, the Chairman of the meeting will have a casting vote.
- VII. Minutes of Committee Meeting:
- Proceedings of all meetings must be recorded in minutes and signed by the Chairman of the Committee at the subsequent meeting. Minutes of the Committee meetings will be tabled at the subsequent Board and Committee meeting.

#### Definitions:

**"Board"** means Board of Directors of the Company.

**"Company"** means 'Poly Medicare Limited.'

**"Independent Director"** means a director referred to in Section 149(6) of the Companies Act, 2013.

**"Key Managerial Personnel"** (KMP) means:

- (i) Managing Director or Chief Executive Officer or Manager
- (ii) Whole Time Director
- (iii) Company Secretary
- (iv) Chief Financial Officer

**"Nomination and Remuneration Committee"** shall mean a Committee of Board of Directors of the Company, constituted in accordance with the provisions of Section 178 of the Companies Act, 2013.

**"Policy"** shall mean **Nomination and Remuneration Policy**.

**"Remuneration"** means any money or its equivalent given or passed to any person for services rendered by him and includes perquisites as defined under the Income Tax Act, 1961.

**"Senior Management"** mean personnel of the Company who are members of its core management team excluding Board of Directors. This would include all members of management one level below the Executive Directors, including all the functional heads.

#### Applicability:

The Policy shall be applicable to all the Directors (Executive and Non-Executive), Key Managerial Personnel and Senior Management Personnel of the Company.

#### Policy for appointment and removal of Director, KMP and Senior Management:

- I. Appointment Criteria and Qualifications:
- a) The Nomination and Remuneration Committee ("Committee") shall identify and ascertain the integrity, qualification, expertise and experience of the person for appointment as Director, KMP and at Senior Management level and recommend to the Board his/her appointment.
- b) A person should possess adequate qualification, expertise and experience for the position he/she is considered for appointment. The Committee has discretion to decide whether qualification, expertise and experience possessed by a person are sufficient / satisfactory for the concerned position.
- c) The Company shall not appoint or continue the employment of any person as Managing Director/Whole Time Director who has attained the age of seventy years. Provided that the term of the person holding this position may be extended beyond the age of seventy years with the approval of shareholders by passing a special resolution based on explanatory statement annexed to the notice for such motion including the justification for extension of appointment beyond the seventy years.
- II. Term/Tenure
- a) Managing Director, Whole Time Director and Executive Director
- The Company shall appoint or re-appoint any person as its Executive Chairman, Managing Director, Whole Time Director or Executive Director for a term not exceeding five years at a time. No re-appointment shall be made earlier than one year before the expiry of term.
- b) An Independent Director shall hold office for a term upto five consecutive years on the Board of the Company and will be eligible for re-appointment on passing of a special resolution by the Company and disclosure of such appointment in the Board Report.

No Independent Director shall hold office for more than two consecutive terms of maximum of 5 years each, but such Independent Directors shall be eligible for appointment after expiry of three years of ceasing to become an Independent Director.

Provided that an Independent Director shall not during the said period of three years be appointed in or be associated with the Company in any other capacity, either directly or indirectly.

#### Evaluation/Assessment of Directors/KMPs/Senior Officials of the Company:

The evaluation/assessment of Directors, KMPs and the Senior Officials of the Company is to be conducted on an annual basis by the Committee.

The following criteria may assist in determining how effective the performances of Directors/KMPs/Senior Officials have been:

- Leadership & Stewardship abilities.
- Contributing to clearly define corporate objectives & plans.
- Communication of expectations & concern clearly with subordinates.
- Obtain adequate, relevant & timely information from external sources.
- Review & approval of achievement of strategic and operational plans, objectives, budgets.
- Regular monitoring of corporate results against projections.
- Identify, monitor & mitigate significant corporate risks.
- Assess corporate policies, structure & procedures.
- Director, monitor & evaluate KMP's, Senior Officials.
- Review management's succession plan.
- Effective meetings for corporate purposes.
- Assuring appropriate board size, composition, independence, structure
- Clearly defining roles & monitoring activities of committees.
- Review of corporation's ethical conduct.

Evaluation on the aforesaid parameters will be considered by the Independent Directors for each of the Executive/Non Executive/ Non Independent Director in a separate meeting of the Independent Director.

The Executive Director/Non Independent Director alongwith the Independent Directors will evaluate/ assess each of the Independent Directors on the aforesaid parameters. Only the Independent Director being evaluated will not participate in the said evaluation discussion.

**Removal:**

Due to reasons for any disqualification mentioned in the Act or under any other applicable Act, rules and regulations thereunder, the Committee may recommend to the Board with reasons the removal of Director, KMPs subject to the provisions and compliance of the Company's Act, rules and regulations.

For Senior Management Personnel, the removal will be governed by Company's HR Policy and the subsequent approval of Managing Director.

**Retirement:**

The Director, KMPs and Senior Management Personnel shall retire as per the applicable provisions of the Act and the prevailing HR Policy of the Company. The Board will have the discretion to retain the Director, KMPs, Senior Management Personnel in the same position/ remuneration or otherwise even after attaining the retirement age, for the benefit of the Company, subject to applicable laws.

**Remuneration:**

The guiding principle is that the level and composition of remuneration shall be reasonable and sufficient to attract, retain and motivate Directors, Key Managerial Personnel and other Senior Management Officials.

The Directors, Key Managerial Personnel and other Senior Management Official's salary shall be based & determined on the basis of person's responsibilities and performance and in accordance with the limits as prescribed statutorily, if any.

The Nominations and Remuneration Committee determines remuneration packages for Directors, KMP's and Senior Management Officials of the Company taking into account factors it deems relevant, including but not limited to market conditions, business performance, prevailing laws and other guidelines.

- i. Remuneration to Executive Directors:
  - Section 197 of the Companies Act, 2013 provides for the total managerial remuneration payable by the Company to its Directors, including Managing Director and Whole Time Director, and its Manager in respect of any financial year shall not exceed eleven percent of the net profits of the Company computed in the manner laid down in section 198 of the Companies Act, 2013.
  - The Company with the approval of the shareholders and Central Government may authorize the payment of remuneration exceeding eleven percent of the net profits of the Company, subject to the provisions of schedule V.
  - The Company with the approval of the shareholders, may authorise the payment of remuneration upto five percent of the net profit of the Company to anyone of its Managing Director/ Whole Time Director/Manager and ten percent in case more than one such official.
  - The Company may pay remuneration to its Directors, other than Managing Director and Whole Time Director upto one percent of the net profit of the Company, if there is a Managing Director or Whole Time Director or Manager and three percent of the net profits in any other cases.
  - The net profit for the purpose of the above remuneration shall be computed in the manner referred to in section 198 of the Companies Act, 2013.
- ii. Remuneration/Sitting Fee to Non-Executive / Independent Director:
 

The Independent Directors shall not be entitled to any stock option of the Company. The Non- Executive/Independent Directors may receive remuneration by way of fee for attending meetings of the Board or Committee thereof or for any other purposes as may be decided by the Board and profit related commission as may be approved by the shareholders.
- iii. Remuneration to Key Managerial Personnel and Officials in Senior Management
 

The remuneration payable to Key Managerial Personnel and to the officials in Senior Management shall be decided by the Board/Committee having regard to the provisions of Act, Policy of the Company and their experience, Leadership abilities, initiative taking abilities and knowledge base.

**Duties of the Committee in relation to Nomination matters:**

- Ensuing that on appointment to the Board, Non-Executive/ Independent Directors receive a formal letter of appointment as per the provisions of the Companies Act, 2013.
- Identifying and recommending Directors who are to be put forward for retirement by rotation.
- Determining the appropriate size, diversity and composition of the Board as per the provisions of the Companies Act, 2013.
- Setting a formal and transparent procedure for selecting new Directors for appointment to the Board
- Developing a succession plan for the Board and Senior Management and reviewing the plan from time to time.

- Evaluating the performance of the Board members and Senior Management in the context of the Company's performance from business and compliance perspective.
- Recommend necessary changes to the Board
- Considering any other matters as may be assigned by the Board.

**Duties of the Committee in relation to Remuneration matters:**

- To consider and determine the remuneration based on the principles of (a) pay for responsibilities (b) pay for performance and potential.
- To pay for growth and ensure that the remuneration fixed is reasonable and sufficient to attract, retain and motivate the Directors, KMP's and Officials in Senior Management
- To take into account financial position of the Company, qualification, experience, past performance, past remuneration etc.
- To consider other factors as the Committee shall deem appropriate for elements of the remuneration of the members of the Board and ensure compliance of provisions of Companies Act and other applicable laws.
- To ensure that a balance is maintained between fixed and variable pay reflecting short and long term performance objectives appropriate to the working of the Company in the remuneration of Directors, KMP's and Senior Management.
- To consider any other matters as may be assigned by the Board.

**Review and Amend**

- The Committee or the Board may review the policy as and when it deems necessary.
- The Committee may issue the guidelines, procedures, format, reporting mechanism and manual in supplement and better implementation to this policy, if it things necessary.
- The Company reserves the rights to modify, add, or amend any of these Policy Rules/Guidelines any time.

**Evaluation of Director(s), KMP's etc.**

The evaluation of Director(s), Key Managerial Personnel and president level employees of the Company is to be conducted on an annual basis by the committee. Below mention criteria may be assisted in determining the effective of the performance:

**Executive Directors:**

1. Performance Criteria:
  - Management qualities
  - Results/Achievements
  - Domain Knowledge
  - Decision making
2. Personal Attributes:
  - Leadership qualities
  - Motivation and Commitment
  - Vision
  - Strategic Planning
  - Principles and Values

**Non Executive Independent Directors and Non Executive Non Independent Directors**

- Engagement
- Strategic Planning
- Team spirit
- Knowledge and Skills



**Form No. MR-3  
SECRETARIAL AUDIT REPORT**

**FOR THE FINANCIAL YEAR ENDED MARCH 31, 2022**

(Pursuant to Section 204(1) of the Companies Act, 2013 and Rule no.9 of the Companies (Appointment and Remuneration Personnel) Rules, 2014)

To,  
The Board of Directors,  
**Poly Medicare Limited,**  
Property no. 232B, Third Floor,  
Okhla Industrial Estate Phase – III,  
New Delhi 110020

I have conducted the Secretarial Audit of the compliance of applicable statutory provisions and the adherence to good corporate practice by Poly Medicare Limited, (hereinafter called the company). Secretarial Audit was conducted in a manner that provided me a reasonable basis for evaluating the corporate conducts/statutory compliances and expressing my opinion thereon I report that:-

- a) Maintenance of Secretarial records is the responsibility of the management of the company. Our responsibility is to express an opinion on these secretarial records based on my audit.
- b) I have followed the Audit Practices and processes as were appropriate to obtain reasonable assurance about the correctness of the contents of the secretarial records. The verification was done on test basis to ensure that correct facts are reflected in the secretarial records. I believe that the process and practices, I followed provide a reasonable basis for my opinion.
- c) I have not verified the correctness and appropriateness of financial records and books of accounts of the Company.
- d) Wherever required, I have obtained the management representation about the compliance of law, rules and regulations and happening of events etc.
- e) The Compliance of the provisions of the corporate and other applicable laws, rules and regulations, standards is the responsibility of the management. My examination was limited to verification of procedures on test basis.
- f) The Secretarial Audit Report is neither an assurance as to future viability of the company nor of the efficacy or effectiveness with which the management has conducted the affairs of the company.

Based on my verification of the Poly Medicare Limited books, papers, minute books, forms and returns filed and other records maintained by the company and also the information provided by the Company, its officers, agents and authorized representatives during the conduct of secretarial audit, I hereby report that in my opinion, the company has, during the audit period covering the Financial Year ended on March 31, 2022, complied with the statutory provisions listed hereunder and also that the Company has proper Board-processes and compliance mechanism in place to the extent, in the manner and subject to the reporting made hereinafter:

I have examined all the documents and books, papers, minute books, forms and returns filed and other records maintained by Poly Medicare Limited ("the Company") for the Financial Year ended on 31.03.2022 according to the provisions of:

**Annexure-2**

- (i) The Companies Act, 2013 (the Act) and the rules made there under;
- (ii) The Securities Contracts (Regulation) Act, 1956 ('SCRA') and the rules made there under were duly complied for the period from 1st April 2021 to 31st March 2022.
- (iii) The Depositories Act, 1996 and the Regulations and Bye-laws framed there under were duly complied for the period from 1st April 2021 to 31st March 2022.
- (iv) Foreign Exchange Management Act, 1999 and the rules and regulations made there under to the extent of Foreign Direct Investment, Overseas Direct Investment and External Commercial Borrowings the Company has complied with for the period from 1st April 2021 to 31st March 2022 as disclosed by the management of the Company.
- (v) The following Regulations and Guidelines prescribed under the Securities and Exchange Board of India Act, 1992 ('SEBI Act') to the extent applicable to the Company:-
  - a) The Securities and Exchange Board of India (Substantial Acquisition of Shares and Takeovers) Regulations, 2011; Not Applicable as the Company was not required to file the disclosure under SEBI (SAST) Regulations, 2011 except annual disclosure which has been filed as stipulated as disclosed by the management of the Company.
  - b) The Securities and Exchange Board of India (Prohibition of Insider Trading) Regulations, 2015; The Company has filed all disclosure within prescribed time and duly complied all the provisions as disclosed by the management of the company.
  - c) The Securities and Exchange Board of India (Issue of Capital Disclosure Requirements) Regulations, 2018. **(The Company has issued 19,775 Equity shares of Rs.5/- each on ESOP basis on 01.11.2021 pursuant to Employees Stock Option Scheme in compliance with provisions of ICDRA, Regulations, 2018).**
  - d) The Securities and Exchange Board of India (Share Based Employee Benefit) Regulations, 2014 (as amended up to date); **(Applicable, the company has received approval from shareholders at the Annual General Meeting held on 29.09.2020 with respect to Poly Medicare Employees Stock Option Scheme 2020. Moreover, 19,775 Equity shares of Rs.5/- each on ESOP basis on 01.11.2021 pursuant to Employees Stock Option Scheme during the period under Audit as disclosed by the Management).**
  - e) The Securities and Exchange Board of India (Issue and Listing of Debt Securities) Regulations, 2008; (Not Applicable as the company has not issued and listed any debt securities under the regulations during the period under review).
  - f) The Securities and Exchange Board of India (Registrars to an Issue and Share Transfer Agents) Regulations, 1993 regarding the Companies Act and dealing with client; (Not Applicable as the company is not registered as Registrar to issue and Share Transfer Agent during the period under review).

- g) The Securities and Exchange Board of India (Delisting of Equity Shares) Regulations, 2009. (Not Applicable as the company is still listed on BSE and NSE and not applied for delisting during the period under review.)
- h) The Securities and Exchange Board of India (Buyback of Securities) Regulations, 2018; (Not Applicable as the company has not bought back / proposed to buy-back any of its securities during the financial year ended on 31.03.2022 under review.)
- i) The company has complied with the requirements under the Equity Listing Agreements entered with the Bombay Stock Exchange Limited (BSE), NSE and the Securities and Exchange Board of India (Listing Obligations and Disclosure Requirements) Regulations, 2015; **(The Company has filed all disclosure within prescribed time and duly complied all the provisions as disclosed by the management of the company).**
- j) Drugs and Cosmetics Act, 1940 and applicable labour laws.
- k) The Memorandum and Articles of Association.

notices received from various statutory / regulatory authorities including initiating actions for corrective measures, wherever found necessary.

I further report that during the audit period, there was no other event/ action having major bearing on the affairs of the Company.

**FOR P.K. MISHRA & ASSOCIATES  
COMPANY SECRETARIES**

**PAWAN KUMAR MISHRA  
PROPRIETOR  
Membership No.FCS-4305  
COP No.16222  
Date: 18-05-2022  
Place: New Delhi  
UDIN- F004305D000341367**

**I have also examined compliance with the applicable clauses of the following:**

During the period under review the Company has complied with the provisions of the Act, Rules, Regulations, Guidelines, Secretarial Standards issued by the Institute of Company Secretaries of India (SS-1 and SS-2), Listing Agreements etc mentioned above.

I further report that:

- The Board of Directors of the Company is duly constituted with proper balance of Executive Directors, Non-Executive Directors, Independent Directors and Woman Director. The changes in the composition of the Board of Directors that took place during the period under review were carried out in compliance with the provisions of the Act.
- Adequate notices were given to all directors to schedule the Board / Committee Meetings, agenda and detailed notes on agenda items were sent at least seven days in advance, and system exists for seeking and obtaining further information and clarifications on the agenda items before the meeting and for meaningful participation at the meeting.
- Majority decisions are carried through while the dissenting members' views are captured and recorded as part of the minutes.

The Company has obtained all necessary approvals under the various provisions of the Act; and there was no prosecution initiated and no fines or penalties were imposed during the period under review under the Act, SEBI Act, SCRA, Depositories Act, Listing Agreement and Rules and Regulations and Guidelines framed under these Acts against / on the Company, its Directors and Officers.

I further report that there are adequate systems and processes in the company commensurate with the size and operations of the company to monitor and ensure compliance with applicable laws, rules, regulations and guidelines:-

- As informed, the Company has responded appropriately to

## Annexure-3

## Particulars of Loans, Guarantees or Investments under Section 186

❖ Details of Investments as on 31<sup>st</sup> March, 2022

S. No.	Name of Company	Relationship	Amount (INR) (in Lakhs)
1	Plan1 Health India Private Limited*	Subsidiary	1.00
2	Poly Medicure (Laiyang) Co. Ltd. China*	Subsidiary	472.39
3	Poly Medicure B.V., Netherlands*	Subsidiary	4131.85
4	Ultra for Medical Products Company (ULTRAMED), Egypt*	Associate	88.67

\*Exempt under section 186 of the Companies, Act, 2013

❖ Details of Loans outstanding during the year ending 31<sup>st</sup> March, 2022  
The Company has no outstanding Loans as on 31<sup>st</sup> March, 2022.

❖ Details of Guarantees as on 31<sup>st</sup> March, 2022 The Company has not issued any Corporate Guarantee.



## Form No. AOC-2

(Pursuant to clause (h) of sub-section (3) of section 134 of the Act and Rule 8(2) of the Companies (Accounts) Rules, 2014)

**Form for disclosure of particulars of contracts/arrangements entered into by the company with related parties referred to in sub-section (1) of section 188 of the Companies Act, 2013 including certain arm's length transactions under third proviso thereto**

**1. Details of contracts or arrangements or transactions not at arm's length basis: NOTE**

**DURING THE REPORTING PERIOD, ALL TRANSACTIONS WERE AT ARM'S LENGTH BASIS**

- (a) Name(s) of the related party and nature of relationship: **NA**
- (b) Nature of contracts/arrangements/transactions: **NA**
- (c) Duration of the contracts / arrangements / transactions: **NA**
- (d) Salient terms of the contracts or arrangements or transactions including the value, if any: **NA**
- (e) Justification for entering into such contracts or arrangements or transactions: **NA**
- (f) Date(s) of approval by the Board: **NA**
- (g) Amount paid as advances, if any: **NA**
- (h) Date on which the special resolution was passed in general meeting as required under first proviso to section 188: **NA**

**2. Details of material\* contracts or arrangement or transactions at arm's length basis:**

(\*As defined under SEBI (Listing Obligations and Disclosure Requirements) Regulations, 2015 and adopted by the Board of Directors in the Related Party Transactions Policy of the Company, "Material Related Party Transaction" means a transaction with a related party if the transaction/ transactions to be entered into individually or taken together with previous transactions during a financial year, exceeds 10% of the annual consolidated turnover of the Company as per the last audited Financial Statements of the Company.)

- (a) Name(s) of the related party and nature of relationship: **M/s. Vitromed Healthcare, Jaipur**
- (b) Nature of contracts/arrangements/transactions: **Job work Contract**
- (c) Duration of the contracts / arrangements / transactions: **3 (Three) Years i.e. F.Y. 2021-22 to 2022-24.**
- (d) Salient terms of the contracts or arrangements or transactions including the value, if any: **The Company hereby agrees for job work contracts for some of the products and components of Medical Devices and their components to M/s Vitromed Healthcare (The Firm) and the Firm agrees to manufacture the same on Job work basis. The maximum amount of the Contract shall be Rs. 60 Crore in Financial Year 2021-22, Rs. 70 Crore in Financial Year 2022-23 and Rs. 80 Crore in Financial Year 2023-24.**
- (e) Date(s) of approval by the Board, if any: **1<sup>st</sup> October, 2021.**
- (f) Amount paid as advances, if any: **No Advance**

For and on behalf of **Board of Directors**

**New Delhi  
4th August, 2022**

**D. R. Mehta  
Chairman**

**Himanshu Baid  
Managing Director**

**Annexure-5**

1. **Brief outline of the Company's CSR policy including overview of projects or programs proposed to be undertaken and a reference to the web-link to the CSR policy and projects or programs.**

In adherence to section 135 of the Companies Act, 2013 read with the Companies (Corporate Social Responsibility Policy) Rules, 2014, the Board of Directors upon the recommendation of CSR Committee, in its meeting held on 15<sup>th</sup> May, 2014, has approved a CSR Policy of the Company.

In accordance with the primary CSR philosophy of the Company and the specified activities under Schedule VII to the Companies Act, 2013, the CSR activities of the Company cover certain thrust areas such as Eradicating hunger, poverty and malnutrition, Promoting Health Care, Promoting gender equality and empowering women, supporting education and healthcare.

The Corporate Social Responsibility Policy of the Company is available on the website of the Company [http://www.polymedicure.com/wp-content/uploads/2015/03/CSR\\_Policy\\_2015.pdf](http://www.polymedicure.com/wp-content/uploads/2015/03/CSR_Policy_2015.pdf).

2. **Composition of the CSR Committee:**

Sl No.	Name of Director	Designation/Nature of Directorship	Number of meetings of CSR Committee held during the year	Number of meetings of CSR Committee attended during the year
1.	Shri Devendra Raj Mehta	Chairman -Independent Director	1	1
2.	Shri Jugal Kishore Baid	Member - Non Executive Director	1	1
3.	Smt. Mukulika Baid	Member - Non Executive Director	1	1

3. **Provide the Web link where Composition of the CSR Committee, CSR Policy and CSR Projects approved by the board are disclosed on the website of the Company. Web link are as under:** [http://www.polymedicure.com/wp-content/uploads/2015/03/CSR\\_Policy\\_2015.pdf](http://www.polymedicure.com/wp-content/uploads/2015/03/CSR_Policy_2015.pdf).
4. **Impact Assessment of CSR projects carried out in pursuance of sub rule (3) of Rule 8 of the Companies (Corporate Social Responsibility Policy) Rules, 2014, if any-** Not Applicable
5. **Amount required for set off for the financial year 2021-22, in pursuance of sub rule (3) of Rule 7 of the Companies (Corporate Social Responsibility Policy) Rules, 2014:** Not Applicable
6. **Average net profit of the Company for the last three financial years:** Average net profit: Rs. 13,157.89 Lacs
7. (a) **Two percent of average net profit of the Company as per Section 135(5):** Rs. 263.16 Lacs/-  
 (b) **Surplus arising out of the CSR projects or programmes or activities of the previous financial years:** Nil  
 (c) **Amount required to be set off for the financial year 2021-22:** Not Applicable  
 (d) **Total CSR obligation for the financial year 2021-22:** Rs. 263.16 Lacs/-
8. (a) **CSR Amount spent or unspent for the financial year:**

Total Amount spent for the financial year (In Rs.)	Amount unspent (In Rs.)				
	Total Amount transferred to unspent CSR Account as per Section 135 (6)		Amount transferred to any fund specified under Schedule VII as per second proviso to Section 135 (5)		
	Amount	Date of transfer	Name of the Fund	Amount	Date of transfer
Rs. 264.94 Lacs	Not Applicable				

- (b) **Details of CSR amount spent against ongoing projects for the financial year:** Not Applicable
- (c) **Details of CSR amount spent against other than ongoing projects for the financial year:** Rs. 264.94 Lacs

Sl. No.	Name of Project	Item from the list of activities in schedule VII to the Act	Local Area (Yes/No)	Location of Project		Amount Spent for the Project (In Rs.)	Mode of Implementation-Direct (YES/NO)	Mode of implementation-Through implementation agency
				State	District			
1	On Providing food and related services	(i)	YES	HARYANA (Faridabad) RAJASTHAN (Jaipur) UTTARAKHAND (Haridwar)		-		
2	On Promotion of Healthcare	(i)	YES			73.66	NO	BHAGIRATHI SEVA PRANYAS, TERAPANTH YUAK PARISAD TRUST, LUNG CARE FOUNDATION
3	On Promotion of Education	(ii)	YES			142.87	NO	ROTARY CLUB, JAIPUR, SHRI JAIN SHEWTAMBER TERAPANTH SHIKSHA SAMITI, PRAKRAT BHARATI ACADMEY
4	On Welfare for disabled person and social welfare	(ii)	YES			48.41	NO	SHRI BHAGWAN MA-HAVEER VIKLANG SAHA-YATA SAMITI, SAMARPAN SANSTHAN
5	Animal Protection	(iv)	YES			-		
		<b>TOTAL</b>				<b>264.94</b>		

- (d) Amount spent in Administrative Overheads: Nil
- (e) Amount spent on Impact Assessment: Not applicable
- (f) Total amount spent for the financial year 2021-22 (8b+8c+8d+8e): Rs. 264.94 Lacs
- (g) Excess amount for set off, if any: Nil

Sl no.	Particulars	Amount (in Rs.)
1.	Two percent of average net profit of the Company as per Section 135(5)	Rs. 263.16 Lacs
2.	Total amount spent for the F.Y. 2021-22	Rs. 264.94 Lacs
3.	Excess amount spent for the F.Y. 2021-22	Nil
4.	Surplus arising out of the CSR projects or programmes or activities of the previous financial years	Nil
5.	Amount available for set off in succeeding financial years (iii-iv)	Nil

9. (a) Details of Unspent CSR amount for the preceding three financial years: Nil  
(b) Details of CSR amount spent in the F.Y. 2021-22 for ongoing projects of the preceding financial year(s): Not Applicable
10. In case of creation or acquisition of capital asset, the details relating to the asset so created or acquired through CSR spent in the F.Y. 2021-22- Not Applicable
11. The reason for failure to spend two percent of the average net profit as per Section 135(5): Not applicable

#### Responsibility Statement by the Corporate Social Responsibility Committee:

The responsibility statement of the CSR Committee that the implementation and monitoring of CSR Policy is in compliance with CSR objectives and Policy of the Company.

**Shri Devendra Raj Mehta**  
(Chairman CSR Committee)

**Himanshu Baid**  
(Managing Director)

## Annexure-6

**(A) DETAILS PURSUANT TO THE PROVISIONS OF SECTION 197(12) OF THE COMPANIES ACT, 2013 READ WITH RULE 5(1) OF THE COMPANIES (APPOINTMENT AND REMUNERATION OF MANAGERIAL PERSONNEL) RULES, 2014**

Relevant Clause u/r 5(1)	Prescribed Requirement	Particulars
(i)	Ratio of the remuneration of each director to the median remuneration of the employees of the company for the financial year	<ul style="list-style-type: none"> <li>- Ratio of the remuneration of Shri Himanshu Baid, Managing Director to the median remuneration of the employees – 358 : 1</li> <li>- Ratio of the remuneration of Shri Rishi Baid, Joint Managing Director to the median remuneration of the employees – 348: 1</li> <li>- Ratio of the remuneration of Shri Jas Karan Oswal, CFO – 9 : 1</li> <li>- Ratio of the remuneration of Shri Naresh Vijayvergiya, CFO – 27 : 1</li> <li>- Ratio of the remuneration of Shri Avinash Chandra, CS – 5 : 1</li> </ul>
(ii)	Percentage increase in remuneration of each Director, Chief Financial Officer, Chief Executive Officer, Company Secretary or Manager, if any, in the financial year	<ul style="list-style-type: none"> <li>- Shri Himanshu Baid, MD – 17.14%</li> <li>- Shri Rishi Baid, JMD – 16.58%</li> <li>- Shri Jas Karan Oswal, C.F.O (retired on 30<sup>th</sup> June 2022) – N.A.</li> <li>- Shri Naresh Vijayvergiya C.F.O. (w.e.f. 1<sup>st</sup> July 2022) – N.A.</li> <li>- Shri Avinash Chandra, CS – 7.23 %</li> </ul>
(iii)	Percentage increase/(decrease) in the median remuneration of employees in the financial year	4.57 %
(iv)	Number of permanent employees on the rolls of company	2,140 Employees
(v)	Affirmation that the remuneration is as per the remuneration policy of the company	The remuneration is as per the Nomination and Remuneration Policy for the Directors, Key Managerial Personnel and Other Employees of the Company, formulated pursuant to the provisions of section 178 of the Companies Act, 2013.

**(B) STATEMENT SHOWING PARTICULARS OF EMPLOYEES PURSUANT TO THE PROVISIONS OF SECTION 197(12) OF THE COMPANIES ACT, 2013 READ WITH RULE 5(2) OF THE COMPANIES (APPOINTMENT AND REMUNERATION OF MANAGERIAL PERSONNEL) RULES, 2014**

During the year under review following were the top ten employees in terms of remuneration drawn.

S. No.	Name/ Designation		Qualification & Experience (in Years)	Date of commencement of Employment	Nature of Employment	Remuneration received	Last Employer & Designation Head	%age of Equity share-holding	Whether, employee is the relative of other Director(s), if so, name of such Director
1	Shri Vishal Baid, President (Corporate Sales & Marketing)	48	CA 21 years	01.06.2011	Contractual	1,24,01,232/-	Self-Employment	2.99 % (includes wife share-holding)	Shri J.K. Baid Smt. MukulikaBaid Shri Himanshu Baid Shri Rishi Baid
2	Shri Manish Sardana, President (Sales & Marketing - India)	50	B. Pharma, MBA, 24 years	02.01.2019	Non Contractual	86,12,709/-	Terumo India Pvt. Ltd., as Director	-	No
3	Shri Naresh Vijayvergiya (CFO)	55	Master of Financial Administration (MFA), 33 years	20.04.2020	Non Contractual	80,49,200/-	MMTC PAMP India Pvt. Ltd	-	No
4	Shri Dhruv Baid (Manager -Business Development)	27	2 Years	01.02.2021	Contractual	79,46,400	IBM	0.38	Shri J.K. Baid Smt. MukulikaBaid Shri Himanshu Baid Shri Rishi Baid
5	Shri Sujit Kumar Gupta  AVP. SALES & MARKETING (INTERNATIOAL)	48	B Com. PGDIB, EMBA  23 Years	13.09.1999	Non Contractual	63,06,792/-	-	-	No



6	Shri ARHAM BAID (Manager - Corporate Strategy)	22	Bachelor of Science with a major in Industrial Engineering and operations Research	01.07.2021	Contractual	59,59,800	-	2,80,000	Shri J.K. Baid Smt. Mukulika Baid Shri Himanshu Baid Shri Rishi Baid
7	Shri Hemant Bhalla Sr. V.P (Sales & Marketing) (Domestic)	63	BSc., Dip. in Business Management & Ind. dmn.) 41 Years	06.09.2006	Non Contractual	57,87,008/-	Self-Employment	-	No
8	Shri Pankaj Kumar Gupta President (R&D)	55	BE (Tool Engg.) 33 Years	18.02.2008	Non Contractual	56,07,698/-	Eastern Medikit Ltd., as Manager	-	No
9	Shri Aaryaman Baid (Manager - Corporate Strategy)	23	Bachelor of Science in Industrial Engineering with honors, University of Illinois	19.07.2021	Contractual	55,75,297	-	280258	Shri J.K. Baid Smt. Mukulika Baid Shri Himanshu Baid Shri Rishi Baid
10.	Shri S.S. Rawat VP (QA)	57	B.Sc. and MBA 36 Years	06.07.2009	Non Contractual	51,56,891/-	Ind-Swift Ltd, as Senior Manager (QA)	-	No

Persons employed for the full year ended 31<sup>st</sup> March 2022 who were in receipt of the remuneration which in the aggregate was not less than ₹1,02,00,000/- p.a.

S. No.	Employee Name	Designation	Gross Remuneration (₹ In Lacs)	Qualification	Total Experience in Years	Date of commencement of Employment	Age in years	Last Employer & Designation Head
1	Shri Himanshu Baid	Managing Director	1072.08	Electronics Engineer	34	20 <sup>th</sup> September, 1995	54	Hanuman Tin Factory as Manager
2	Shri Rishi Baid	Joint Managing Director	1042.59	BSME, MSME	29	1 <sup>st</sup> August, 1997	50	Miles Pharma Inc. USA as Engineer

Persons employed for part of the year ended 31<sup>st</sup> March, 2022 who were in receipt of the remuneration which in the aggregate was not less than ₹ 8,50,000/- p.m.

S. No.	Employee Name	Designation	Gross Remuneration	Qualification	Total Experience in Years	Date of commencement of Employment	Age in years	Last Employer & Designation Head
1	Shri Vishal Baid	President (Corporate Sales & Marketing)	1,24,01,232/-	C.A.	21 Years	01.06.2011	48	Self Employee

**Notes:**

- Remuneration includes salary, allowances, Company's contribution to provident fund, commission, retirement benefits and monetary value of perquisites. The term remuneration has the meaning assigned to it in the Explanation to Section 198 of the Companies Act, 2013.
- The nature of employment in all cases is contractual. The other items and conditions are as per the companies rule.
- Shri Himanshu Baid, Managing Director is related to Shri Jugal Kishore Baid, Director, Smt. Mukulika Baid, Director and Shri Rishi Baid, Joint Managing Director.
- Shri Rishi Baid, Joint Managing Director is related to Shri Jugal Kishore Baid, Director, Smt. Mukulika Baid, Director and Shri Himanshu Baid, Managing Director.

## Annexure-7

## MANAGEMENT'S DISCUSSION AND ANALYSIS

The Covid-19 pandemic, which hit the world two years ago, has taken a toll of more than 5.5 million lives and the world still seems to be struggling to find new ways of working, collaborating and building resilience. India has learnt about the challenges of its healthcare system ranging from the paucity of hospital infrastructure, acute shortage of trained medical staff, erratic supply chains in procurement of life-saving equipment and the lack of technology in making quality healthcare accessible to and affordable for all.

Despite these challenges, the country through its robust vaccine manufacturing capabilities ensured vaccinating majority of adults in a record time, which helped in curbing and controlling the pandemic to a large extent. Tele-medicine, digital health initiatives, focus on local manufacturing of medical devices, testing kits and diagnostic products also helped in screening more people at an affordable cost and prevent the spread of the pandemic. Health care professionals played a very important role by working tirelessly round the clock and serving the population.

Covid-19 still continues to be a challenge and guard cannot be lowered at this stage. The population needs to be vaccinated for booster dose at the same intensity as the first and second dose.

The Healthcare system of the country needs an overhauling and re-assessment of infrastructure, technologies and human capital to be better prepared for such eventualities in future.

**Healthcare Sector: A Snapshot**

India's healthcare industry has been growing at a Compound Annual Growth Rate of around 22% since 2016. Healthcare has become one of the largest sectors of the Indian economy, in terms of both revenue and employment.

India's healthcare industry comprises hospitals, medical devices and equipments, diagnostic labs, health insurance, clinical trials, telemedicine and medical tourism. These market segments are expected to diversify as an ageing population with a growing middle class increasingly favours preventive healthcare. Moreover, the rising proportion of lifestyle diseases caused by high cholesterol, high blood pressure, obesity, poor diet and alcohol consumption in urban areas is boosting demand for specialised care services.

In addition to these demographic and epidemiological trends, COVID-19 is likely to catalyse long-term changes in attitudes towards personal health and hygiene, health insurance, fitness and nutrition as well as health monitoring and medical check-ups. The pandemic has also accelerated the adoption of digital technologies, including telemedicine.

This phenomenal growth rate is being powered by new innovative technologies attracting more investors to this sector.

- **Rise of disposable income and demand for healthcare:** The number of people joining the Indian middle-class group has been on a constant rise. As the living standards of people rise, their demand for better health facilities also increases. This benefits the healthcare eco-systems as more no. of people demand for quality healthcare.
- **Low penetration of healthcare services:** Although India's Tier-1 cities have reasonable healthcare infrastructure constituting of both government and the private players, things are not the same as we move to Tier-2 to Tier-4 cities. There is a huge potential to build secondary and tertiary care healthcare

services in these cities. The earlier tax exemption given by the government led to increase in healthcare facilities in these cities but to bring healthcare facilities at par with Tier-1 cities, the government needs to extend the tax benefits to healthcare infrastructure creating companies for another five to ten years.

- **Huge medical tourism industry:** India has a huge potential to attract foreign patients due to lower cost of treatments as compared to the west. Our healthcare facilities and healthcare professionals are best in class in major cities of the Country. Pre-Covid19 the medical tourism industry in India was growing at healthy rate of over 20% and was around USD 9 billion. During pandemic this industry took a big hit due to travel restrictions imposed by various countries. This industry has a potential to grow multi fold in the next decade as India's healthcare infrastructure and capabilities of healthcare professional continues to rise and be best in class.
- **Government initiatives:** The government of India has been continuously taking revolutionary steps to make quality healthcare accessible and affordable for every Indian. To realise its goal, the government has been partnering with various private players in the sector. The Ayushman Bharat Healthcare Scheme has been further expanded to more treatments, which will benefit almost 500 million people covered under the scheme. Government has also launched national digital health policy which will help to digitize patient records. The free covid-19 vaccination programme has greatly benefitted the citizens of the country and through the Cowin app, digital vaccination certificates were issued to almost 1 billion people in the country. The government also plans to increase its spending on creation of additional healthcare infrastructure in tier-2 to tier-4 cities. Through various PLI schemes, the government has incentivized the industry to invest more in manufacturing and reduce dependence on import.
- **The advent of new technologies:** New technologies are being developed in healthcare at a more rapid pace over the last decade. These technologies are not only making healthcare more effective and affordable but also opening up new avenues for investments. Digital health, telemedicine, application of AI, ML, AR etc, robotics and several other new fields have emerged in recent years. The success and acceptance of these technologies has resulted in phenomenal growth of start-up companies which are engaged in developing cutting edge technologies with fraction of investments as compared to the western eco-system.
- **The burden of new diseases:** Many new diseases have emerged in recent years. Besides COVID-19, India has seen cases of Nipah Virus and Zika virus among others which have affected the population at large. COVID-19 has shown the world the vulnerability of the current health care services. The government of India is partnering with private players for preparedness against any future COVID-19 like situation.

India's healthcare industry is rapidly growing. Analysing the trends of growth in living standards and economic status of the citizens, one can easily deduce that this growth is here to stay. This growth coupled with the favourable investment climate created by the government has been driving the investments in the healthcare sector in India.

Further, there is a growing emphasis on and emergence of Public-Private Partnership models in India's healthcare sector. The country's relative cost competitiveness and availability of skilled labour are also making it an increasingly favoured destination for Medical Value Travel.

On the policy front, the Indian Government is undertaking deep

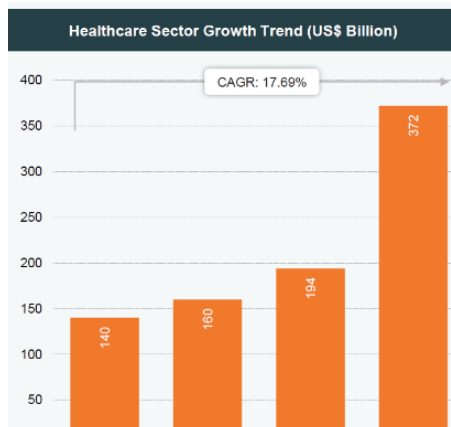
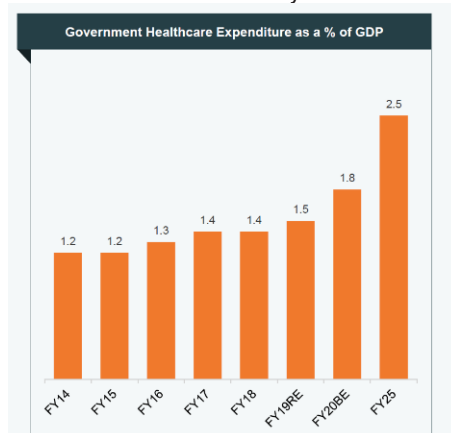
structural and sustained reforms to strengthen the healthcare sector; it has also announced conducive policies for encouraging Foreign Direct Investment (FDI). In fact, India's FDI regime has been liberalised extensively. Currently, FDI is permitted up to 100% under the automatic route (i.e., the non-resident investor or Indian company does not require approval from the Government of India for the investment) in the hospital sector and in the manufacture of medical devices. In the pharmaceutical sector, FDI is permitted up to 100% in greenfield projects and 74% in brownfield projects under the automatic route.

India has emerged as one of the fastest-growing economies over the last two decades, receiving large FDI inflows, which have grown from USD 2.5 Billion in 2000-01 to USD 50 Billion in 2019-20. The healthcare sector, in particular, has received heightened interest from investors over the last few years.

Currently, India has 1.3 hospital beds per 1,000 population, and around 65 percent of hospital beds in India cater to almost 50 percent of the population concentrated in states like Uttar Pradesh, Telangana, Maharashtra, Karnataka, West Bengal, Tamil Nadu, and Kerala. The other 50 percent of the country's population has access to only 35 percent of hospital beds.

In the hospital segment, the expansion of private players to Tier 2 and Tier 3 locations, beyond metropolitan cities, offers an attractive investment opportunity. According to Invest India's Investment Grid, there are nearly 600 investment opportunities worth USD 32 Billion (INR 2.3 Lakh Crore) in the country's hospital/medical infrastructure sub-sector.

All these factors together create several opportunities for investment in India's healthcare industry.

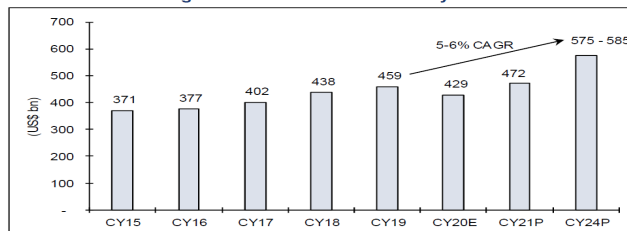


### Medical Device Sector: Overview and Opportunities

Medical devices are critical to the delivery of healthcare for prevention, diagnosis and treatment of diseases. A medical device

can be any instrument, apparatus, equipment, appliance, machine, implant and reagent for vitro use, software, material or other similar or related article, intended by the manufacturer to be used, alone or in combination, for a medical purpose. As per industry estimates, there are 2mn different kinds of medical devices in the global market, categorised into >22,000 types of generic devices. The global medical device industry reported a CAGR of 4.7% from US\$371 to US\$459bn over CY15-CY19. It contracted in FY20 to US\$429bn due to the pandemic; however, **it is expected to grow at a CAGR of 5-6% over CY19-CY24 and reach US\$575bn-585bn.**

Chart 1: Size of the global medical device industry

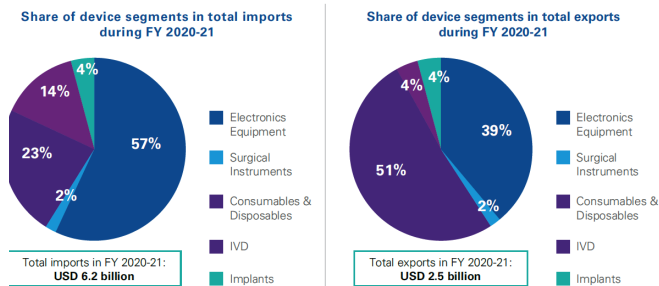


Source: Industry data, I-Sec research

### Key segments of medical devices sector in India

The Indian medical devices sector is broadly classified into 5 segments – Electronics equipment, Surgical instruments, Implants, IVD (In-vitro Diagnostic) devices / reagents and Consumables & Disposables.

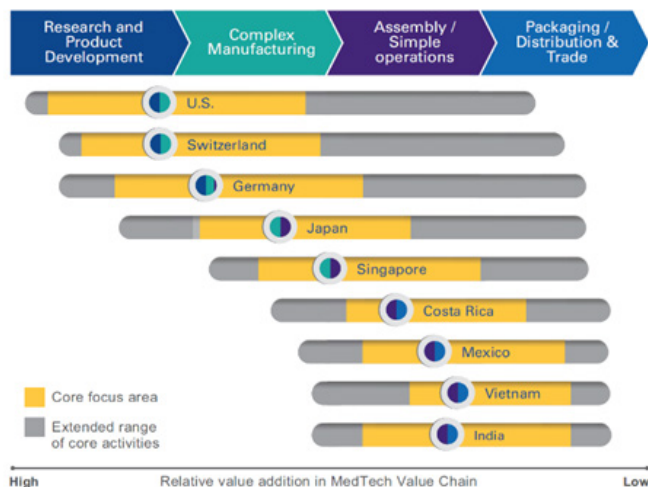
The device market is highly import-dependent. Imports constitute ~70-80 per cent of the market. Import-dependence is higher in high-end sophisticated device-segments. Domestic manufacturing is largely focused on low cost- high volume segment (like Consumables and Disposables).



### India's presence in the medical devices value chain

Majority of R&D and manufacturing activities for global medical devices is done in the U.S. and the EU regions. They have an evolved medical devices sector with access to the latest technology, established infrastructure and trained workforce. Medical device companies in India are primarily engaged in sales and distribution, with limited presence in R&D and manufacturing.

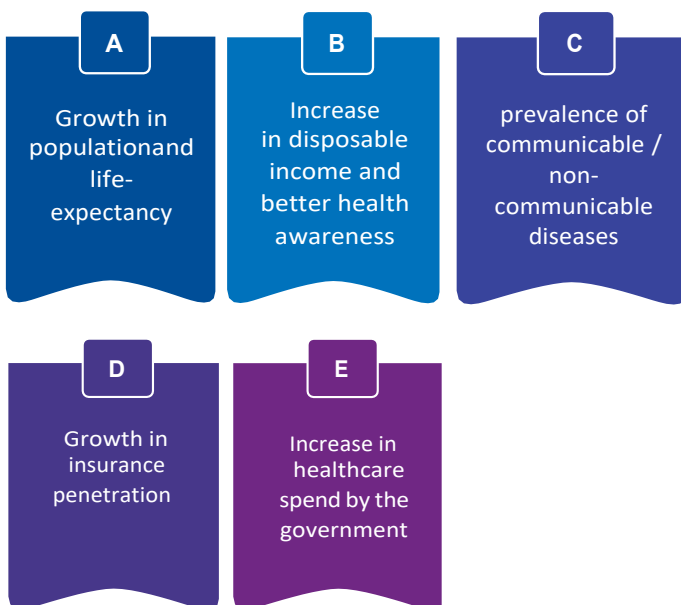
Over the years, measures taken by the government, such as PLI schemes, medical device parks, single window clearance, perpetual licenses, etc. have attracted investments in R&D and manufacturing of high-end devices and components.



### Key trends driving growth in medical devices sector in India

India is poised to become the 3rd largest economy by 2030. Its GDP is expected to grow at 7.8 per cent in FY 23. This growth in its GDP is expected to percolate to some of the priority sectors like healthcare and medical devices. The medical devices sector has seen some tailwinds owing to structural changes in the economy over the years.

Key trends driving growth in this sector are:



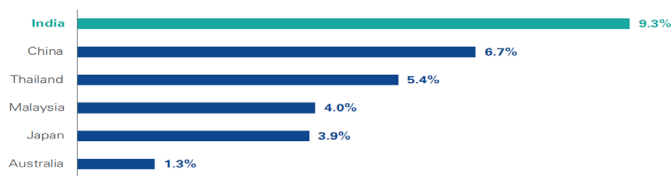
#### A. Growth in population and life-expectancy driving healthcare needs

- India's population is set to touch 1.4 billion by 2025. The average life expectancy is expected to increase to 70+ years in 2022 from 67 years in 2015. The growth in >65 years population-segment implies increased healthcare requirements for geriatric care and treatment.

#### B. Increase in disposable income and better health awareness

- The per capita income of the Indian population is expected to increase to USD 2,730 by 2025 from USD 1,875 in 2016. The rising income levels have led to increased spends percolating to healthcare & medical devices sector. The growing prevalence of lifestyle related diseases has resulted in better health awareness among the Indian population. With better availability of medical technology and access to healthcare services, the number of consultations, diagnosis and medical procedures

have increased resulting in increased per capita spend on healthcare.



India is projected to have the highest growth rate in healthcare spend per capita as compared to other APAC countries.

#### C. Rise in prevalence of communicable / non-communicable diseases

- Non-communicable diseases like diabetes, high blood pressure, cardiac conditions, cancer, etc. in India are on the rise. In 2006, about 46 per cent of the disease burden was due to communicable / non-communicable diseases. These diseases are expected to increase by 57 per cent by 2051.
- In case of chronic diseases, medical diagnostics and care are necessary at a very early stage and remain a continuous requirement throughout the patient's life.
- The prevalence of non-communicable diseases is higher amongst the population-segment with >65 years age. With this segment growing, the prevalence of non-communicable diseases is expected to increase.

#### D. Increase in health insurance penetration

- In India, the population covered under various health insurance schemes has increased from 17 per cent in 2014 to 47 per cent in 2020.
- Government sponsored schemes like Ayushman Bharat (universal healthcare scheme), Rashtriya Swasthya Bima Yojna (RSBY), etc. have been instrumental in increasing health insurance penetration especially in the low-income segments and rural population.
- India has witnessed a 24 per cent reduction in citizens' out of pocket expenditure (OOPE) on healthcare during 2014-18 compared to 7.5% during 2004-14 under the National Health Mission. However, the share of OOPE in India (as a percentage of total healthcare spends) is about 55 per cent, which is the highest amongst the BRICS nations.

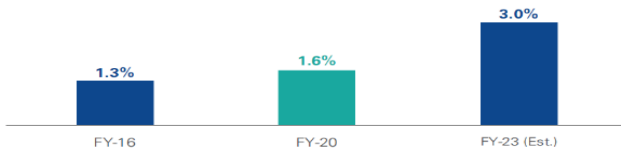
By increasing the population covered under health insurance, healthcare services can be made more affordable to the larger population, thereby increasing the demand for medical devices.

#### E. Increase in healthcare spend by the government

- Healthcare has assumed prominence as one of the focus sectors post the COVID 19 pandemic. The government's healthcare focus has been aimed at improving primary, secondary and tertiary healthcare systems, strengthening existing health institutions, creating new facilities to cater to detection and cure of new and emerging diseases.
- As part of the budget announced for FY 22-23, the government has proposed a 614% growth in allocation for PM Ayushman Bharat Health Infrastructure. INR 86,200 Crore has been allocated to the Healthcare sector with a special focus on Mental Health. The government has also proposed launch of the National Tele Mental Health Programme with a network of 23 centres for quality counselling & care services to be launched.
- The government's expenditure on healthcare has increased to 1.6 per cent of the GDP in FY20 from 1.3 per cent in FY16 and is estimated to be 3 per cent of the country's GDP by 2023.



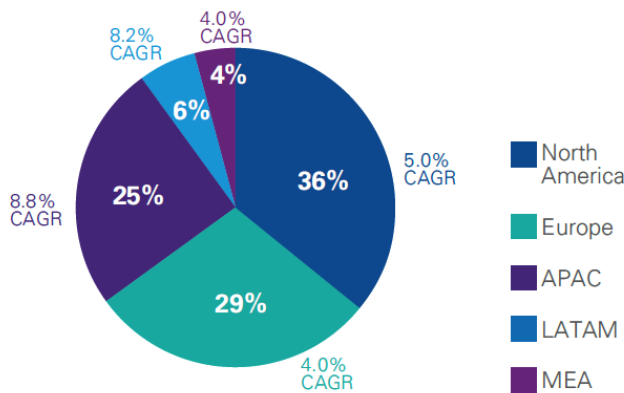
- Healthcare's share of GDP is expected to rise by 19.7 per cent by 2027.



### Market opportunity

The global Medical Devices industry was valued at USD 455.3 billion in 2021 and is expected to grow at a CAGR of 6 per cent. The APAC (Asia Pacific) region constitutes 25 per cent share in the global medical devices market and is projected to grow at 8.8 per cent CAGR.

**Figure 1: Global medical devices sector - Region-wise market share and growth rate**



Note: CAGR is from FY 18 to FY 23

**Table 1: Market growth potential in medical devices sector – India vs. other emerging markets<sup>3</sup>**

India is the fastest growing medical devices market amongst the emerging markets		
Country	Est. medical device market (USD billion)	Estimated CAGR
India	12.0	15.0%
Singapore	1.8	11.1%
Philippines	0.2	10.7%
China	32.0	9.3%
Brazil	10.3	8.8%
Thailand	1.2	8.5%
Vietnam	0.8	8.0%

The Indian medical devices industry was estimated to be USD 12 billion in 2020 and is expected to grow at a CAGR of 15 per cent which is 2.5x the global growth rate. India is among the top 20 medical device markets and is the fourth largest medical device market in Asia after Japan, China, and South Korea.

The medical devices sector in India has the potential to grow 4x the

current market size by FY30, backed by growing healthcare needs and government's commitment to facilitate growth.

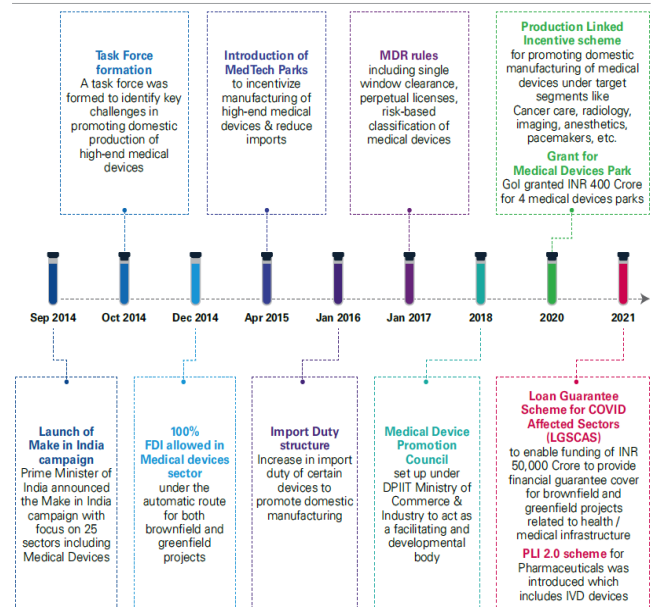
The Indian medical device industry was given the status of an independent industry in 2014 and accorded the status of 'Sunrise' sector under the Make in India campaign in 2014.

### Key Policy Interventions

The government has been proactively taking steps to attract investments from manufacturers across the globe for setting up innovation and manufacturing base in India.

Policies have evolved over the years reflecting the government's intention to provide an enabling business environment to the players in the medical device sector.

**Figure 14: Evolving regulatory policies in India – key government interventions<sup>11</sup>**



Policies have evolved over the years reflecting the government's intention to provide an enabling business environment to the players in the medical devices sector.

### Key highlights of regulatory policies:

- Simplification of licensing requirements:** Licenses for import, manufacturing or sale of medical devices have been made perpetual in nature, i.e., medical device licenses that are granted have been made valid in perpetuity, if license fees are paid every five years from the date of issue, unless the license is suspended or cancelled by the licensing authority.
- Affordable healthcare pricing:** The MRPs (Maximum Retail Price) of all the medical devices are monitored by the government under the provisions of the Drug Prices Control Order (DPCO), 2013 to ensure that no manufacturer / importer increases the MRP of a drug more than 10 per cent of MRP during preceding 12 months.

Some of the key interventions done recently by the government to facilitate availability & affordability:

- NPPA (National Pharmaceutical Pricing Authority) capped the trade margin at 70% on Price to Distributor (PTD) for pulse oximeters, digital thermometers, BP monitoring machines, glucometers, nebulizers, and oxygen concentrators.
- The Government has notified the ceiling prices of non-scheduled Medical Devices Orthopedic knee implants.
- NPPA has also fixed ceiling prices for scheduled Medical Devices such as drug eluting stents, coronary stents, condoms and Intra Uterine Devices (IUD).

- **Harmonisation with global standards for medical device regulation:** The government of India has approved Memorandum of Understanding (MoU) to be signed between Central Drugs Standard Control Organisation (CDSCO) and the United Kingdom Medicines and Healthcare Products Regulatory Agency (U.K. MHRA) on cooperation in the field of medical product regulation.

#### Other major initiatives

- **Dedicated project development cells:** Empowered Group of Secretaries and Project Development Cells have been set up across the ministries / departments of Government of India for attracting investments into the country. The project development cells expedite investments through focused coordination between the central government and state governments supporting the pipeline of investible projects in India and support faster issue resolution.
- **Medical Device Parks:** Under the umbrella for Development of Pharmaceutical Industry by the central government, a sub-scheme termed as "Assistance to Medical Device Industry for Common Facility Centre" has been rolled out with a financial outlay of INR 100 crore for 2018- 2020. The sub-scheme provided a one-time grant-in-aid of INR 25 crore or 70% of the project cost, whichever was less, to be released for creation of identified infrastructure and common facilities to a State Implementing Agency (SIA) set up for the purpose. The Department of Pharmaceuticals (DoP) had approved the proposal of Andhra Pradesh Medtech Zone Ltd. (AMTZ), Andhra Pradesh, for the establishment of Common Facility Centre for testing & research of Superconducting Magnet Coils of MRI.

Recognizing the need for higher levels of investments for the creation of testing and laboratory facilities, the sub-scheme "Assistance to Medical Device Industry for Common Facility Centre" was revised and renamed as "Promotion of Medical Device Parks" and was approved by the Government of India on 20<sup>th</sup> March 2020. These parks intend to provide common testing and laboratory facilities/centre at one place reducing the manufacturing cost significantly and help in creating a robust ecosystem for medical device manufacturing in the country. The total financial outlay of the scheme is INR 400 crores. Under the scheme, final approvals have been provided to the proposals from Himachal Pradesh, Uttar Pradesh, Madhya Pradesh and Tamil Nadu.

- **Phased manufacturing programme (PMP):** In 2021, the government launched Phased manufacturing programme (PMP) to promote domestic manufacturing of medical X ray machines and specific sub-assemblies, parts and sub-parts by notifying enhanced Basic Custom Duty for next three financial years.
- **Production Linked Incentive scheme for Medical Devices:** In March 2020, the government approved Production-Linked Incentive (PLI) scheme to encourage domestic manufacturing of medical devices with financial implications worth INR 3420 Crore for the period FY21-FY28. As part of this scheme, an incentive at 5 per cent of incremental sales over the base year 2019-2020 will be provided to segments of medical devices such as cancer- care, radiotherapy, radiology, imaging devices, anaesthetics, cardio-respiratory devices (including catheters of cardio-respiratory category and renal care devices and implants including implantable electronic devices such as cochlear implants and pacemakers). The PLI scheme received 28 applications in the 1<sup>st</sup> round of which 13 were approved by the government with a total committed investment of INR 798.93 Crore (USD 106.3 Mn). In the 2<sup>nd</sup> round, 14 applications were received of which 8 have been approved with a total committed investment of INR 260.40 Crore (USD 34.66 Mn). Commissioning of the approved projects will seminally help in strengthening the domestic supply chains, provide adequate infrastructure for the healthcare sector, reduce the cost of manufacturing and focus on bolstering R&D and skill development within the sector. The expected employment generation from this scheme is about 4212 personnel.

- **Production Linked Incentive Scheme for Pharmaceuticals (PLI 2.0):** In the year 2021, the government announced PLI 2.0 scheme with a financial outlay of INR 15000 Crore for the period FY21-FY29. This scheme aims to enhance India's manufacturing capabilities by increasing investment and production in the pharmaceutical sector. It includes a broad range of product segments ranging from biopharmaceuticals, APIs, and in vitro diagnostic devices. The scheme received 278 applications against which 55 (5 in vitro diagnostic devices) applicants have been selected, leading to investments to the tune of INR 15,000 Crore (USD 2 Bn). Commissioning of the approved projects is estimated to generate employment for 100,000 personnel. The scheme is also expected to contribute to product diversification of high value goods within Pharmaceuticals & Medical Devices, leading to incremental sales of INR 2,94,000 Crore (USD 39.13 Bn), and total incremental exports of INR 1,96,000 Crore (USD 26.09 Bn) during FY23- FY28.
- **Loan Guarantee Scheme for COVID Affected Sectors (LGSCAS):** The government launched LGSCAS to give financial guarantee cover of INR 50,000 crores for brownfield and greenfield projects related to health and medical infrastructure. This scheme has been rolled out in an effort to ramp up the nation's readiness to contain impact from COVID. Target projects include (1) hospitals / dispensaries / clinics / medical colleges / pathology / labs / diagnostic centers; (2) facilities for manufacturing of vaccines / oxygen / ventilators / priority medical devices; (3) public healthcare facilities. Maximum loan per project is capped at INR 100 crores. The interest rate for loans processed under the scheme will be capped at 7.95 per cent per annum till the availability of the guaranteed cover. The scheme will be applicable to all eligible loans sanctioned during the period from May 7, 2021, till March 31, 2022 or till guarantees for an amount of INR 50,000 crores are issued under the scheme, whichever is earlier.

#### Overcoming Key Challenges in R&D:

- One of the biggest challenges hindering the growth of R&D in India is the dearth of talent with the requisite training, expertise and skills across the entire research and development life cycle in the realm of the MedTech sector. To overcome this challenge, India's med-tech sector comprising global and domestic manufacturers have a key role to play in closing the demand supply gap. Some of these ways are:
  - o Integrating digital technologies to accelerate skill development through simulation-based training
  - o Building quality-based competencies in the manufacturing ecosystem with interdependence between local suppliers, manufacturers, and healthcare providers
  - o Investing in IT infrastructure, logistics and upskilling distribution partners for the last mile delivery of med-tech products into Tier II/III/rural India
  - o Collaborate with partners and stakeholders under Make in India and Innovate in India schemes to produce low-to-medium technology products to cater to the underpenetrated domestic markets

#### Trends and Future of medical device industry:

- **Shift from Institutional to Home Care:** We see that healthcare costs are always on a rise and institutional overheads contribute a lot to these costs. There is also a huge divide in the urban area itself between the affordable and non-affordable category. Given the connectivity, smart self-management systems and special connected bedside monitors or medical devices, there are several treatment and care which can be shifted to homes.

Globally, home healthcare is preferred, encouraged, and even incentivized due to its cost effectiveness and reach. Indian home care has also matured similarly with respect to its ability to deliver digitally enabled, reliable, and advanced care at home. This industry is one of the fastest growing segments.

Traditionally, 60–80% demand for home care has been driven by geriatric population seeking supportive long-term care at home. In fact, the second wave of the COVID-19 pandemic in India, has highlighted Indian Home Healthcare, as a sturdy pillar of support to the Indian Healthcare continuum, by providing advanced and safe care at home.

- **Digitisation of Healthcare:** Harnessing the power of digital technologies is essential for achieving universal health coverage. Emergence of health technologies such as wearable tech, telemedicine, genomics, virtual reality, artificial intelligence and machine learning are changing the landscape of the Indian healthcare system. Adaptive intelligent solutions can help lower the barriers between hospitals and patients, improving access to care and enhancing overall patient satisfaction, particularly in tier II and III cities in India.
- **Going from playing catch-up in 2022 to building a future-ready healthcare system by 2047:** The Union Budget 2022 lays special focus on the training of healthcare workforce, apart from digitization of the sector for it to become more efficient, real-time, and swift. In addition to the hospital infrastructure expansion, India is not only increasing the number of new healthcare workers being trained but has started to develop capacity for implementing new healthcare models, enabled by digital programs. The undergraduate medical seats have increased by 53%, post-graduate seats by 80%, Nursing by up to 25% when comparing admissions between 2014 and 2020. During this period, Auxiliary Nursing Midwifery (ANM) and General Nursing and Midwifery (GNM) capacity was also developed to build preventive screening, triage, home healthcare and post-hospitalization follow-ups—the building blocks of preventive, personalized and connected care.
- **Collaborating through Public Private Partnerships:** With launch of Ayushman Bharat and push to create a network of 1,50,000 Health and Wellness Centres (HWCs), India will see an upgrade in the current Sub Centres (SCs) and Primary Health Centres (PHCs) and a thrust on preventive and promotive care thus adding the crucial forth tier. That said, to realise these programs to their full potential, an active collaboration between the government and the industry would go a long way in addressing India's healthcare infrastructural gaps.

Indian medical devices sector has the potential to establish itself as a global hub for manufacturing and exports backed by capabilities to innovate, produce high quality devices at competitive prices, supported by a robust regulatory regime.

The current demand and supply dynamics provide tremendous opportunity for indigenous manufacturing of medical devices. India is set to become a major consumption location with high potential for exports.

Its near-term focus should be to become self-reliant and establish itself as an export-hub for the devices where it has evolved manufacturing capabilities.

A clear long-term vision for the sector along with focused implementation of identified actions can drive collaboration among stakeholders and set the medical devices industry on a rapid-growth trajectory.

## Overview of the Company

**Poly Medicure Ltd. (POLYMED)** is a leading player in the organized medical disposable devices market with strong brand positioning due to high quality products used in infusion therapy, blood management, surgery, dialysis, and other segments. **POLYMED is the largest exporter of medical devices from India. POLYMED is among the top three IV Cannula manufacturers in the world and the first indigenous dialyzer manufacturer.** 70% of the sales are from exports to the highly regulated developed markets like EU, LATAM, SE Asia etc., which is a **testament to POLYMED's superior quality products.**

The quality of products is maintained through automation and high degree of engineering in manufacturing process, skilled labor force and high technical expertise.

The company's product portfolio comprises of more than 130 SKUs of medical devices in the product verticals of infusion therapy, oncology, anesthesia and respiratory care, urology, gastroenterology, blood management and blood collection, surgery and wound drainage, dialysis, central venous access catheters, veterinary medical devices, and others. Owing to its R&D focus.

We have made it to the highly coveted Fortune **"The Next 500"** companies list for 2022, and also bagged the prestigious **"India Medical Device Leader of the Year"** award, conferred by Department of Pharmaceuticals, under the Ministry of Chemicals & Fertilizers, Govt. of India. It's a testimony of Polymed's global footprint that your company has also been honoured with **"Export Excellence Award"** by PLEXCONCIL as the largest exporter of disposable medical devices from India, and now it's "9 years in a row".

## Business Operations and Manufacturing Facilities

### India

We currently operate nine manufacturing facilities across India, China, Egypt and Italy. In India, we operate six manufacturing facilities, four of which are situated at Faridabad (Haryana), and one each in Jaipur (Rajasthan) and Haridwar (Uttarakhand). In addition, we are in the process of expanding the manufacturing capacities at our facilities situated in Faridabad (Haryana) and Jaipur (Rajasthan). We also propose to set-up two new manufacturing facilities in Faridabad (Haryana) in the coming years. Our Indian and international manufacturing facilities have been accredited with several international quality certifications. All our manufacturing facilities have been accredited with the EC certificates for quality assurance systems and EN ISO 13485:2016 certifications. Further, our Faridabad Facilities and Haridwar Facility, have also been accredited with management system certificates for compliance with ISO 9001:2015.

### Foreign Facilities

We also operate one manufacturing facility in China through our wholly-owned subsidiary Poly Medicure (Liyang) Company Limited that is certified to be compliant with Korea Good Manufacturing Practices by the Korea Food and Drug Administration, Ministry of Food and Drug Safety and has been accredited with a EC certificate for quality assurance system and EN ISO 13485:2016 for its quality management system. In addition, we operate one manufacturing facility in Assuit, Egypt, through our associate Ultra for Medical Products that is also accredited with EC certificates or quality assurance system. We also operate one manufacturing facility in Italy through our step-down subsidiary Plan 1 Health S.R.L., which is accredited with EC certification for quality assurance system and EN 13485:2016 for its quality management system by DEKRA Certification B.V. Netherlands.

## Manufacturing Process & Technology

We use different technologies for manufacturing different medical devices, including injection molding, extrusion, insert molding, blow molding, ultrasonic welding, UV bonding and laser welding and we have expertise in handling different kind of specialized plastic materials.

Through internal development and selective acquisitions, Polymed catapulted from a Vascular Access company into a diversified, global medical technology leader. We have achieved a unique position for ourselves as an Indian manufacturer to have a comprehensive range of products that are efficiently backed by a patient-centric



approach. It made a serious commitment to R&D, investing heavily to future efforts. To address the need of growing healthcare market and changing dynamics, Polymed continues to invest in newer technologies. Company will also focus on fast tracking its new product offerings and strengthening its manufacturing infrastructure to scale up faster. Currently, it holds more than 300 patents for its expansive range of product portfolio in the area of vascular access, renal care, transfusion & diagnostics system, and caters to a vast range of therapeutic segments covering infusion therapy, dialysis, respiratory care, cardiology, oncology, urology, gastroenterology, critical care, blood collection & management, anaesthesia, and surgery & wound drainage. Renal will be a growth driver for Polymed as this segment is growing at 15% CAGR and is expected to double in next 5 years. The high-quality standards of our products continue to make it one of the most preferred brands of healthcare professionals. Also, the wide range of Polymed's offerings enables to enhance our footprint.

### Research and Development

We rely on our R&D operations to keep pace with our technological developments and to remain competitive in the market. We operate the R&D Centre at Faridabad, Haryana which is approved by DSIR. Our R&D efforts are primarily focused on developing new products within our existing product verticals as well as introduce products to enter into new product verticals, particularly focusing on fluid management within non-communicable diseases segment, including oncology, nephrology and cardiology, and further improving existing processes and production cost efficiency. As a result of our intensive R&D activities, as of March 31, 2022, we have been granted over 342 patents and have also filed for grant of over 105 patents in India and worldwide, including in the United States of America, Europe and the United Kingdom, South Africa, Russia, China and Australia.

Our R&D Center is equipped to undertake rapid prototyping using 3D printers, process validation and customization of products. Through our R&D initiatives, we also seek to minimize process wastage and develop environmentally friendly products by using biodegradable materials.

### Sales and marketing network

We supplied our products to over 120 countries, in Europe, Africa, Americas, Australia, and Asia through a network of over 250 distributors in these jurisdictions. For many of our distributors, we offer local or regional exclusivity, which grants these distributors an area in which they are the only authorized distributors of our medical devices, subject to certain conditions.

We also have a country-wide sales and distribution network in India which enables us to have a wide market base. As of March 31, 2022, our distribution network included over 275 personnel in our sales and marketing teams, comprising product and clinically trained graduates, as well as supply chain management personnel. Our sales division is involved in the promotion of our products in private and government hospitals, including by conducting continuing medical education programmes in several hospitals. As of March 31, 2022, we distributed our products in over 6,500 private and government hospitals and nursing homes in India. We believe we have developed long-term relationships with a majority of our distributors.

### Financial Performance (Consolidated)

#### Income

The Company's total revenues comprise revenue from operations and other income.

Total revenue increased from ₹ 80,488.46 lacs in fiscal 2021 to ₹ 96,096.51 lacs in fiscal 2022 i.e. 19.39 % and this increase is primarily due to growth in our revenue from operations, for reasons described below.

### Revenue from Operations

The Company's net revenue from operations increased from ₹ 78,646.96 lacs in fiscal 2021 to ₹ 92,306.26 lacs in fiscal 2022, which was primarily due to increased sales of our products.

Sale of products increased from ₹ 77,503.53 lacs in fiscal 2021 to ₹ 91,688.79 lacs in fiscal 2022 primarily on account of increase in sales of our products, including from the continued sale of our medical devices Infusion therapy products and blood management products.

Other operating revenues decreased from ₹ 1,143.43 lacs in fiscal 2021 to ₹ 617.47 lacs in fiscal 2022.

### Other Income

Other income increased from ₹ 1,841.50 lacs in fiscal 2021 to ₹ 3,790.25 lacs in fiscal 2022 primarily on account of increase in unrealised gain on Mutual Fund and gains on net foreign exchange fluctuations.

### Expenses

The Company's total expenses increased from ₹ 62,814.13 lacs in fiscal 2021 to ₹ 76,816.75 lacs in fiscal 2022.

### Cost of raw materials including packing materials consumed and purchase of stock-in-trade

Cost of raw materials including packing materials consumed (which includes plastic granules, PVC sheets, boxes, medical paper and film) and purchase of stock-in-trade increased from ₹ 26,185.70 lacs in fiscal 2021 to ₹ 34,807.45 lacs in fiscal 2022 due to increased production.

### Employee Benefit Expenses

Employee benefit expenses increased from ₹ 14,175.70 lacs in fiscal 2021 to ₹ 16,361.99 lacs in fiscal 2022, primarily due to an increase in the salaries, wages and bonus, and on account of increase in the number of employees from 2,039 as on March 31, 2021 to 2,140 as on March 31, 2022.

### Research and development expenses

Research and development expenses increased from ₹ 1,314.45 lacs in fiscal 2021 to ₹ 1,877.11 lacs in fiscal 2022, primarily on account of increase in employee benefits expenses for research and development. As a percentage of our total revenue, research and development expenses increased from 1.63% in fiscal 2021 to 1.95 % in fiscal 2022.

### Other Expenses

Other expenses increased from ₹ 15,534.90 lacs in fiscal 2021 to ₹ 17,949.50 lacs in fiscal 2022.

### Earnings before interest, tax and depreciation

The Company's EBITD increased from ₹ 23,277.71 lacs in fiscal 2021 to ₹ 25,100.46 lacs in fiscal 2022. This is 26.12 % of total revenue as against 28.92 % in previous year.

### Depreciation and amortization expenses

The Company's depreciation expenses increased from ₹ 4,752.20 lacs in fiscal 2021 to ₹ 5,395.22 lacs in fiscal 2022 due to more capitalization in existing plant as well as new plant.

### Finance costs

The Company's finance costs decreased from ₹ 851.18 lacs in fiscal 2021, to ₹ 425.48 lacs in fiscal 2022, primarily on account of decrease in borrowings.

### Profit Before Tax

The Company's profit before tax increased from ₹ 18,005.40 lacs in fiscal 2021 to ₹ 19,524.49 lacs in fiscal 2022.



**Tax Expenses**

Tax expenses increased from ₹ 4,417.96 lacs in fiscal 2021 (which consist of current tax of ₹ 4,441.52 lacs, deferred tax of ₹ (8.34) lacs and Tax adjustment for earlier years ₹ (15.22) lacs to ₹ 4,873.89 lacs in fiscal 2022 (which consist of current tax of ₹ 4,632.27 lacs, deferred tax of ₹ 265.99 lacs and Tax adjustment for earlier years ₹ (24.37) lacs primarily due to increase in the profit for fiscal 2022.

**Share of profit from associates**

Share of profit from our associate Ultra for Medical Products Company (ULTRAMED) Egypt, decreased from ₹ 331.07 lacs in fiscal 2021 to ₹ 244.73 lacs in fiscal 2022.

**Profit for the Year**

For the various reasons discussed above, profit for the year increased from ₹ 13,587.44 lacs in fiscal 2021 to ₹ 14,650.60 lacs in fiscal 2022. This is 15.25% of total revenue as against 16.88% in previous year.

**RISK AND CONCERN**

Like every business, the Company faces risks, both internal and external, in the undertaking of its day-to-day operations and in pursuit of its longer-term objectives. A detailed policy drawn up and dedicated risk workshops are conducted for each business vertical and key support functions wherein risks are identified, assessed, analyzed and accepted / mitigated to an acceptable level within the risk appetite of the organization.

The Company faces the following Risks and Concerns:

**Credit Risk**

To manage its credit exposure, the Company has determined a credit policy with credit limit requests and approval procedures. Company does its own research of client's financial health and project prospects before bidding for a project. Timely and rigorous process is followed up with clients for payments as per schedule. The Company has suitably streamlined the process to develop a focused and aggressive receivables management system to ensure timely collections.

**Interest Rate Risk**

The Company has judiciously managed the debt-equity ratio. During the year, the Company paid of substantial debt and has been able to reduce its overall interest cost.

**Competition Risk**

This risk arises from more new players enter the same market. Like in most other industries, opportunity brings with itself competition. We face different levels of competition in each segment, from domestic as well as multinational companies. The Company has created strong differentiators in its products through R&D and investment in good manufacturing practices.

Furthermore, the Company continues to invest in technology and its people to remain ahead of the curve. While the Company is continuing to diversify into different product categories, a strong, stable client base consisting of large and mid-sized corporations further helps to insulate the Company from this risk. Our customer-centric approach and our ability to innovate customer specific solutions, timely and consistent delivery, focusing on pricing and aggressive marketing strategy, coupled with prudent financial and human resources management and better control over costs. Thus, we do not expect to be significantly affected by this risk.

**Input Cost Risk**

Our profitability and cost effectiveness is relatively more affected due to change in the prices of raw material costs, freight costs and other input costs. Some of the risks that are potentially significant in nature and need careful monitoring from time to time.

**Liability Risk**

This risk refers to our liability arising from any faulty or damaged

product which may result in patient or user injury. The company maintains sufficient insurance cover to mitigate such risk.

**Inventory Risk**

This risk refers to the problems with high and low inventory. In case of low inventory or out of stock situation, production cycle may be impacted which ultimately would result in loss of profitability. The Company reviews its stocks and inventories periodically and updates minimum stock level as per required trends in production.

**Risk Management Committee**

The Board of Directors have constituted a Risk Management Committee in Compliance with SEBI (LODR) Regulations. Following are the Members of the Committee:

1. Mr. Sandeep Bhargava
2. Mr. Himanshu Baid
3. Mr. Rishi Baid

**Internal Control System & Adequacy**

The Company implemented proper and adequate systems of internal control to ensure that all assets are safeguarded and protected against loss from any unauthorized use or disposition and all transactions are authorized, recorded and reported correctly. The Company also implemented effective systems for achieving highest level of efficiency in operations, to achieve optimum and effective utilization of resources, monitoring thereof and the compliance with provisions all laws including the Companies Act, 2013, Listing Agreement, directions issued by the Securities and Exchange Board of India, drugs and cosmetics laws, Medical and Pharma Laws, labour laws, tax laws etc.

The Internal control system also aims at improvement in financial management and the investments of the Company. The System ensures appropriate information flow to facilitate effective monitoring. The internal audit system also ensures formation and implementation of corporate policies for financial reporting, accounting, information security, project appraisal, and corporate governance. A qualified and independent Audit Committee of the Board of Directors also reviews the internal control system and its impacts on improvement of overall performance of the Company.

**Related party transactions**

The Company has formulated a Policy on Related Party Transactions and manner of dealing with related party transactions which is available on the Company's website at the link: [www.polymedicure.com](http://www.polymedicure.com). All related party transactions entered into during FY 2021-22 were on an arm's length basis and in the ordinary course of business. Accordingly, the disclosure of related party transactions as required under Section 134(3)(h) of the Act in Form AOC-2 is not applicable to the Company for FY 2021-22.

All transactions with related parties were reviewed and approved by the Audit Committee. Prior omnibus approval is obtained for related party transactions which are of repetitive nature and entered in the ordinary course of business and on an arm's length basis. The transactions entered into pursuant to the omnibus approval so granted are reviewed by the internal audit team. Thereafter, a statement giving details of all related party transactions, entered pursuant to omnibus approval so granted, is placed before the Audit Committee on a quarterly basis for its review.

Details of the transactions with Related Parties during the FY 2021-22 are provided in the accompanying financial statements.

**Sustainability**

Sustainability is a critical element of Polymed's ideology, and the company has made definitive strides in the same direction. As a technology leader with operations globally, we are focusing on those

areas which can make a big impact on the environment & society – enabling a low-carbon society by reducing greenhouse gas emissions, preserving natural resources and promoting social progress.

We also closely monitor our sustainability KPIs such as energy consumption, greenhouse gas emissions, water intake, and waste disposal to improve our performance in a data-driven way.

In line with our sustainability goals, we follow regulatory guidelines while using specific materials for production. Use of recycled paper in cartons is another effort in this direction. We use plastics within specified proportions and without disturbing the functionality of the product.

We take due cognizance of the environment in which we conduct our operations. Here are some of our practices that show our firm environmental, social and governance commitments:

#### Low-Carbon Footprint

We have adopted a low-carbon growth strategy with the increased use of renewable energy and reduced reliance on traditional sources. Gang machining has been adopted wherever possible in the mould manufacturing process to avoid reloading which results helping save electricity.

#### Waste Disposal & Reduction

We have strict policies in place for waste reduction, disposal, and recycling to reduce our ecological footprint. We send waste electronics, paper, cardboard, metal, plastics, and glass to recycling centres. The remaining hazardous and non-hazardous waste is sent for decomposing to authorized centers. We have adopted paper less manufacturing processes for mould manufacturing. Digital drawings are being used throughout the manufacturing and assembly process to avoid unnecessary paper printing & wastage.

#### Water Conservation

We use rainwater harvesting at our plants to improve nearby groundwater levels, reduce our consumption with water-efficient offices and factories, and reuse treated water with innovative wastewater treatment. Smart water metering helps us keep our usage in check, helping us become a water-sustainable business.

#### Opportunity and Future Prospects

India is becoming an increasingly important market for medical device outsourcing. Over the last decade, the industry has experienced enormous Growth Opportunities, and current development trends promise even more potential in the next years.

Indian Medical Devices Industry is Asia's fourth largest market and one of the top twenty in the world. According to a forecast by the Indian Brand Equity Foundation (IBEF), India's medical device market will expand at a 35.4 percent compound annual growth rate (CAGR), with a market value of \$11 billion in 2020 and \$50 billion by 2025.

India is among the top-20 markets for the medical devices in the world and the 4<sup>th</sup> largest market for medical devices in Asia. India is importing more than 70% of medical device. The domestic industry has a huge potential to ramp up indigenous manufacturing and invest in R&D and reduce dependence on imports.

#### Human Assets

The Company's HR philosophy is to establish and build a high performing organization, where each individual is motivated to perform to the fullest capacity, to contribute to developing and achieving individual excellence and departmental objectives and continuously improve performance to realize the full potential of our personnel.

As on 31st March, 2022, Company is giving employment to **2,140** permanent employees. Industrial relations are cordial and satisfactory.

Employees are backbone to our business. The Company internally assess its employees to periodically identify competency gaps and use development inputs (such as skill up gradation training) to address these gaps. The Company has implemented staff training policies and assessment procedures and intend to continue placing emphasis on attracting and retaining motivated employees.

The Company also plans to continue investing in training programmes and other resources that enhance employees' skills and productivity which will continue to help our employees develop understanding of the customer-oriented corporate culture and service quality standards to enable them to continue to meet the customers' changing needs and preferences.

Our deep understanding of local needs and our ability to adapt quickly to changing consumer preferences has helped our performance driven growth.

#### Insurance

The Company maintains insurance policies with reputed independent insurers in relation to our business and operations and our assets such as our buildings, equipment and inventories. Company carries a product Liability Insurance that covers major risks that may arise due to the nature of the Products. The company carries Marine Cargo Policy to cover Export products. The Company carries group medical insurance and personal accident policies for the eligible employees. Our Company fulfils all the parameters and precautions which are necessary to cover different risks in the business.

#### Our Strengths

Our core purpose is in our motto, "We care as we cure". Our business network is spread in over 120 countries. We consistently innovate to develop new products and improve existing products.

We have integrated capabilities to market and distribute our products. We also have team of experienced, highly professional and skilled personnel. We understand the customer needs, market trends and work closely with health care professionals to make further advancements to our products. Our diversified product portfolio enables us to cater a wide range of market segments.

#### Competition

The Competition amongst various stakeholders in the Disposable medical devices industry is increasing day by day. The Company faces competition from domestic as well as large Multi-national companies. The Company competes with them on technology, quality, price and performance of products time to time. We are continuously improving our production strategies to manage the increasing complex technologies and tough quality and regulatory challenges effectively. The Company recognizes that serving healthcare community requires thinking beyond products. We also look at how we can improve processes, break down barriers, and reduce healthcare costs to continually find more ways to help people live better and longer.

#### Cautionary Statement

**Statements in this report on Management Discussion and Analysis, describing the Company's objectives, projections, estimates, expectations or predictions may be "forward-looking statements" within the meaning of applicable laws and regulations. These statements are based on certain assumptions and expectations of future events. Actual results could differ materially from those expressed or implied since the Company's operations are influenced by many external and internal factors beyond its control. The Company assumes no responsibility to publicly amend, modify or revise any forward-looking statements, based on any subsequent developments, information or events. Readers are cautioned that the risks outlined here are not exhaustive. Readers are requested to exercise their judgment in assessing the risks associated with the Company.**

**Annexure-8****A. Conservation of Energy**

We strongly feel towards our responsibility and contribution to preserve our environment.

The Company has considered sustainability as one of the strategic priority across all process. The company has been consciously making efforts year on year towards energy conservation. Energy conservation initiatives have been implemented across all the Plants and Offices

**a) During the year, the Company has taken the following initiatives for conservation:**

- i. Reduction of water consumption, recycling of waste water and rain water harvesting.
- ii. Turbo Ventilators installed in place of electric exhaust fans to reduce energy consumption.
- iii. Adoption of higher cavitation molds to provide higher production output enabling lower energy consumption per unit of production
- iv. Replacing motorized feeds by gravity feeds to reduce energy consumption.
- v. Replacement of all conventional lamps/lights with LED lamps/lights
- vi. Voltage optimization and power factor improvements to reduce energy consumption.
- vii. Cycle time reduction in various manufacturing processes through introduction of new technology and Kaizens
- viii. Compressed air consumption reduced by conducting regular audits and process improvements.
- ix. Improving machine efficiency through continuous improvement in technology.
- x. Implementation of Solar panels to generate solar energy.
- xi. Sewage Treatment Plants (STP) for water recycling
- xii. Using recycled paper in cartons
- xiii. Fuel Saving by minimizing HT Line fault
- xiv. Increasing the use of renewable energy and reducing reliance on traditional source.

**b) Additional Investments and proposals, if any, being implemented for reduction of consumption of energy:**

- i. Purchasing of power from open access at Faridabad location to get steady power supply resulting in lower use of DG sets
- ii. Installation of energy efficient Chillers to reduce energy consumption
- iii. Inefficient pumps replaced with new generation energy saving pumps
- iv. Inefficient motors replaced with new generation energy saving motors
- v. Synchronization of DG panels for optimization of DG sets
- vi. Improving production efficiency through Standardization of processes across all plants.
- vii. Use of robots in manufacturing process to improve productivity.
- viii. Use of Gang machining wherever possible for mould manufacturing process to avoid reloading which results in helping save electricity

The company is using solar power at plants to harness energy directly from the Sun and reduce our carbon footprint. The Company has reduced the per unit carbon footprint by 3.8% during 2021 over the per unit carbon footprint during the year 2020 and recommendations for reduction of carbon emission by 7.1% over the benchmark year 2020.

**c) Impact of measures in (a) & (b) above for reduction of energy consumption and consequent impact on the cost of production of goods:**

The above measures helped in reduction of power, fuel, air and water consumption and made the company more sustainable.

**B. Technology Absorption  
Efforts made in technology absorption  
Research and Development****1. Specific Area in which R&D carried out by the Company**

During the year, the R&D Centre of the Company was engaged in supporting all the businesses. Following activities were conducted through the R&D Center:

- Development of new design, processes and products based on customer/market requirements.
- Development of new products.
- Carrying out ongoing research
- Research work to reduce plastic consumption for manufacturing of Medical devices and reduce cycle time of molds to make the products more cost effective
- Quality up-gradation of existing medical devices
- Optimization of products and processes to minimize waste generation and reduce safety concerns
- Development of new analytical tools & methods
- Import substitution and identification, testing and validation of new raw materials from indigenous suppliers

**2. Benefits derived as a result of the above R&D**

Some of the benefits derived as a result of Research and Development are as follows:

- Development and commercialization of new products,
- Constant up-gradation and adoption of new technology for better productivity, yield and quality
- Reduction of cycle time in manufacturing process and material consumption
- Filings of Patents for Protection of Intellectual Property
- Achieving competitive prices and better product quality
- Improving Productivity and Process efficiencies
- Significant quality improvement in existing products
- Enhanced Global presence/visibility

**3. Future plan of action**

In order to address the needs of the customers and in view of the changing market scenario, the Company will continue to strengthen its technical skills of its personnel. Some of the future plans are as follows:

- Expansion of R&D team
- Faster Commercialization of new products
- Strengthening the Research Infrastructure and capabilities and partnering with academic institutions
- Development of cost effective and environment friendly processes
- Augmenting R&D capabilities through technological innovation, use of modern scientific techniques, training and development
- Explore new area of technology for providing cost effective Devices to customers
- Enhance National and International Research networking and strategic alliances.
- Work closely with medical professionals to identify new product areas.

(₹in Lacs)

	Expenditure on Research & Development	Year Ended 31.03.2022	Year Ended 31.03.2021
(a)	Capital	-	-
(b)	Revenue	1,877.11	1,314.45
	<b>Total</b>	<b>1,877.11</b>	<b>1,314.45</b>



Total Research and Development Expenditure as percentage of total turnover.	1.95%	1.63%
---	-------	-------

**i. Technology Absorption, Adaption and Innovation Efforts in brief made towards technology absorption, adaption and innovation:**

The Company's Research and Development division is continuously engaged in Research and Development of new & existing products and processes. The Company has also developed indigenous technologies and testing protocols of products. It is the philosophy of the Company to continuously upgrade the technology and products in accordance with global standards.

**ii. Benefits derived as results of the above efforts:**

The Company has developed several new Products during the year and has made efforts in process optimization, cost reduction and cost competitiveness. Batch sizes and cycle times were optimized for better efficiency and for overall improved productivity.

**iii. In case of imported technology (imported during the last 5 years reckoned from the beginning of the Financial Year), following information may be furnished:**

a) Technology Imported.	No Imported Technology
b) Year of Import.	
c) Has the technology been fully absorbed.	
d) If not fully absorbed, areas where these has not being taken place, reasons thereof and future plans of action.	

**C. Foreign Exchange Earnings and Outgo**  
**Activities relating to export, Initiative taken to increase exports, development of new products and service and export plans:**

The Company continues to keep its focus on widening of new geographical area to augment its exports. The Company is regularly participating in major overseas conferences and trade shows, which are helpful in improving the visibility of various products in International markets and widening its customer base.

**Foreign Exchange used and earned**

(₹ in lacs)

	Particulars	2021-22	2020-21
(a)	Foreign Exchange Used	25,951.65	21,163.78
(b)	Foreign Exchange Earned	53,697.00	48,178.77

**REPORT ON CORPORATE GOVERNANCE**

**A brief statement on the Company's philosophy on Code of Governance**

The Company is committed to high standards of corporate governance and believes in compliance with the laws and regulations applicable to the Company in their true spirit. The Company provides in time, correct and complete information as required to all its stakeholders. The Company is constantly interacting with all the stakeholders; its borders are expanding, its environment is changing ever faster and its social responsibilities are growing. The Company firmly believes that good Corporate Governance can be achieved by maintaining transparency in its transactions and by creating robust policies and

practices for key processes. To achieve Corporate Governance to the utmost standards, the Company has adopted a comprehensive Corporate Governance policy.

The Company believes that any meaningful policy on Corporate Governance must provide empowerment to the executive management of the Company, and simultaneously create a mechanism of checks and balances which ensures that the decision making powers vested in the executive management are used with care and responsibility to meet stakeholders' aspirations and society's expectations.

In line with the above philosophy, your Company continuously strives for excellence through adoption of best governance and disclosure practices. The Company recognizes that good governance is a continuing exercise and thus reiterates its commitment to pursue highest standard of Corporate Governance in the overall interest of its stakeholders. The fundamental objective of the Company's Corporate Governance is "enhancement of the long-term shareholder value while at the same time protecting the interests of other stakeholders without compromising on compliances of any laws and regulations."

Your Company is in compliance with the requirements of the guidelines on Corporate Governance stipulated under Securities and Exchange Board of India (Listing Obligations and Disclosure Requirements) Regulations, 2015 ("Listing Regulations") and hereby presents the following Corporate Governance Report for the Financial Year 2021-22 based on the said requirements.

**1. BOARD OF DIRECTORS ("BOARD")**

**Composition of the Board of Directors**

As on 31<sup>st</sup> March, 2022, the Company has eleven Directors, of which nine are Non-executive Directors including six Independent Directors. The Board has two Women Directors and one of which is an Independent Woman Director. The Composition of the Board is in the conformity with Regulation 17(1) of SEBI (LODR) Regulations, 2015. None of the Directors on the Board is Member of more than ten committees or Chairman of more than five committees across all the companies as on 31<sup>st</sup> March, 2022 for which confirmations have been obtained from the Directors. Chairmanships/Memberships of the Board committees include only Audit Committee and Stakeholders' Relationship Committee.

The Company is managed and guided by the Board of Directors. The Board formulates the strategy and regularly reviews the performance of the Company. The Board has been entrusted with the requisite powers, authorities and duties to enable it to discharge its responsibilities and provide effective leadership to the Business.

The Company has an optimum combination of Executive, Non-Executive and Independent Directors who are eminent persons with professional expertise and valuable experience in their respective areas of specialization and bring a wide range of skills and experience to the Board.

Independent Directors are Non-Executive Directors as defined under Regulation 16(1)(b) of the Listing Regulations read with Section 149(6) of the Act. The maximum tenure of each Independent Director is in compliance with the Act. All the Independent Directors have confirmed that they meet the criteria as mentioned under Regulation 16(1)(b) of the SEBI Listing Regulations read with Section 149(6) of the Act.

Composition and category of Directors as on 31<sup>st</sup> March, 2022 is as under:



**Shri Devendra Raj Mehta**

Shri Devendra Raj Mehta, aged 85 years, is Chairman and a non-executive, Independent Director of our Company. He holds a bachelor's degree in economics and law and is a retired officer of the Indian Administrative Services. Further, he is an alumnus of MIT Sloan School of Management, Massachusetts Institute of Technology, Boston, USA and the Royal Institute of Public Administration, London, United Kingdom. He has over 51 years of experience in civil services. Prior to joining the Board of the Company, he has held positions including, chairman of SEBI, deputy governor of RBI and Director General of Foreign Trade, Government of India and has held various positions with the Government of Rajasthan and the Government of India. He has been on the Board since May 26, 2005.

**Shri Jugal Kishore Baid**

Shri Jugal Kishore Baid, aged 80 years, is a non-executive Director of the Company. He holds a bachelor's degree in Science (Mechanical Engineering) from Birla Institute of Technology, Mesra, Ranchi. He has over 53 years of experience in engineering and has undertaken various industrial training programmes with engineering companies. Prior to joining the Board, he was associated with Hyderabad Allwyn Metal Works and Jai Polypan Private Limited. He was involved in setting up the rotational molding technology in Rajasthan for the manufacture of multi layered and foam filled water storage containers under the brand name "Polycon". He has been associated with the Company since its incorporation.

**Smt. Mukulika Baid**

Smt. Mukulika Baid, aged 72 years, is a non-executive Director of the Company. She holds a bachelor's degree in arts from Jodhpur National University. She has 21 years of experience in management and marketing. She is associated with several non-profit organisations. She has been on the Board since July 30, 2014.

**Shri Prakash Chand Surana**

Shri Prakash Chand Surana, aged 75 years, is a non-executive, Independent Director of the Company. He is a qualified chartered accountant and is a member of the Institute of Chartered Accountants of India. He has over 47 years of experience in the field of taxation and corporate laws. He has been on the Board since September 22, 1997.

**Dr. Shailendra Raj Mehta**

Dr. Shailendra Raj Mehta, aged 63 years is a non-executive, Independent Director of the Company. He holds a bachelor's degree and a master's degree in arts from Delhi University, an M.Phil. from Balliol College Oxford and a doctorate of philosophy in economics from Harvard University. He has 32 years of experience in the field of management and economics. His research on simulation resulted in the creation of Hi-tech Company that was granted a patent in the United States. He was responsible for setting up a collaboration between Indian Institute of Management, Ahmedabad and Duke Corporate Education and was a professor of economics and strategy at Purdue University. He was the vice chancellor of Ahmedabad University. He is currently the President, Director and Distinguished Professor for Innovation and Entrepreneurship at [MICA \(institute\)](#), The School of Ideas., Gujarat. He has been on the Board of the Company since May 28, 2012.

**Dr. Sandeep Bhargava**

Dr. Sandeep Bhargava, aged 54 years, is a Director of our company. He holds a bachelor degree as MBBS and Post Graduation Degree as MD. He was a Senior Consultant in Gastroenterology, Hepatology and Interventional Endoscopy Indraprastha Apollo Hospitals, New Delhi. He was also Staff Gastroenterologist and Hepatologist, Lourdes Medical Associates, Cherry Hill, USA. He has around 31 years of experience in medical field in India and abroad. He has worked as Clinical Instructor in Medicine and Gastroenterology, at Rhode

Island Hospital, USA. He has also worked as Clinical Instructor in Gastroenterology/Hepatology/Liver Transplantation at Columbia University, New York. He has worked as Assistant Professor of Medicine, at Saint Peters University Hospital, USA. Apart from this he is also guest faculty at various medical institutions in India and abroad and writer of various books on medical Sciences. He has been associated with our Company since February 25, 2017.

**Shri Amit Khosla**

Mr. Amit Khosla, aged 47 years, is a non-executive, Independent Director of the Company. He holds a Bachelor's degree in Economics (with honours) from Delhi University and a Master's degree in Business Administration (MBA) from Kellogg Graduate School of Management, Northwestern University, Illinois, USA. He has around 21 years of experience in financial advisory in India and abroad. With specialisation in financial institutions, Mr. Amit Khosla has worked in global investment banks JP Morgan Chase & Co and Fox-Pitt, Kelton in New York and Hong Kong. His experience in India includes working with CDC/Actis and advising offshore funds for their India investments. He has been associated with our Company since June 5, 2020.

**Ms. Sonal Mattoo**

Ms. Sonal Mattoo aged 47 years, is a non-executive, Independent Director. She holds a B.A.L.L.B. (Hons) degree from the National Law School of India University, Bangalore. She has 26 years of experience in compliance relating to workplace harassment and diversity issues. She supports various clients as an independent ombudsperson, handling employee complaints via the internal dispute redressal mechanism and as an independent IC member for the Prevention of sexual harassment at the workplace issues. She has been associated with our Company since August 29, 2020.

**Shri Himanshu Baid**

Shri Himanshu Baid, aged 53 years, is the Managing Director of the Company. He holds a bachelor's degree in engineering (electronics and communication) from Karnatak University, Dharwad, India. He has over 25 years of experience in manufacturing, sales and marketing of medical devices. He has been associated with the Company since its incorporation.

**Shri Rishi Baid**

Shri Rishi Baid, aged 49 years, is an Executive Director of the Company. He holds a Bachelor of Science degree in mechanical engineering and a master's degree of science in mechanical engineering from West Virginia University, USA. He has over 25 years of experience in manufacturing, operations and R&D of medical devices. He has been associated with the Company since its incorporation.

**Shri Alessandro Balboni**

Shri Alessandro Balboni, aged 60 Years, is a Non-Executive, Non-Independent Director of the Company, He is accomplished market driven executive, self-motivated and responsible individual with 21 years of experience in leading healthcare and sales. In his past career Mr. Balboni was Chairman & Chief Executive Officer at Delta Med SPA, Italy. He has a Master's degree from the University of Bologna, Italy.

**Number of Board Meetings**

The Board has the responsibility to monitor the Company's progress towards its goals and to revise and alter its direction in light of changing circumstances. Board Meetings are scheduled as required under the Listing Regulations and the Companies Act, 2013 and the Rules made thereunder. At every regularly scheduled meeting, the Board reviews recent developments if any, the regulatory compliance position and the proposals for business growth that impact the Company's strategy.

During the financial year ending 31<sup>st</sup> March 2022, the Board of Directors met Four times on 24<sup>th</sup> May, 2021, 29<sup>th</sup> July, 2021, 01<sup>st</sup> November, 2021 and 31<sup>st</sup> January, 2022. The maximum time gap between any two consecutive meetings did not exceed one hundred and twenty days. The names, designation & categories of the Directors on the Board, their attendance at respective Board Meetings held during the year and last Annual General Meeting and total number of Shares held by them in the Company are as under:

#### Details of the Board of Directors

Name of the Directors	Category of Directorship	No. of Board Meetings attended / held	Last AGM Attended	No. of Directorship in other Companies	Name of the Listed Company in which Directorship held alongwith category	Committee Positions*		No. of Shares as on 31 <sup>st</sup> March, 2022
						Member	Chairman	
Shri D.R. Mehta (DIN: 01067895)	Non-Executive Independent Director	4/4	Yes	8	1. GLENMARK PHARMACEUTICALS LIMITED (Independent Director) 2. JAIN IRRIGATION SYSTEMS LIMITED (Independent Director) 3. JMC PROJECTS (INDIA) LIMITED (Chairman, Independent Director)	6	4	NIL
Shri J.K. Baid (DIN: 00077347)	Non-Executive Director	4/4	Yes	1		1	-	22,79,376
Shri P.C. Surana (DIN: 00361485)	Non-Executive Independent Director	3/4	Yes	1		4	0	1,098
Dr. S.R. Mehta (DIN: 02132246)	Non-Executive Independent Director	4/4	Yes	6	1. JMC PROJECTS (INDIA) LIMITED (Independent Director)	3	2	NIL
Dr. Sandeep Bhargava (DIN:07736003)	Non-Executive Independent Director	4/4	Yes	-		1	1	NIL
Mr. Amit Khosla (DIN: 00203571)	Non-Executive Independent Director	4/4	Yes	4		1	-	NIL
Ms. Sonal Mattoo (DIN: 00106795)	Non-Executive Independent Director	4/4	Yes	3		8	2	NIL
Shri Himanshu Baid (DIN: 00014008)	Managing Director	4/4	Yes	7		3	2	79,07,624
Shri Rishi Baid (DIN: 00048585)	Executive Director	4/4	Yes	6		2	-	98,93,048
Smt. Mukulika Baid (DIN:02900103)	Non-Executive Director	4/4	Yes	-		1	-	30,62,400
Shri Alessandro Balboni (08119143)	Non-Executive Non Independent Director	4/4	Yes	-		-	-	NIL

**\*Chairmanship/Membership of Audit Committee and Stakeholder's Relationship Committee in Public Companies including Poly Medicare Limited has been considered.**

**Video/Tele-conferencing facilities are used to facilitate Directors travelling abroad, or present at other locations, to participate in the meetings.**

#### Relationship Inter-se

**Mr. Himanshu Baid, Managing Director, Mr. Rishi Baid, Joint Managing Director, Mr. Jugal Kishore Baid, Director and Mrs. Mukulika Baid, Director forms part of Promoter group and are related to each other. None of the other Directors are related to each other**

#### Institutionalized Decision-making Process

The Board of Directors is the apex body constituted by the shareholders for overseeing the Company's overall functioning. The Board provides and evaluates the Company's strategic direction, management policies and their effectiveness and ensures that the Stakeholders' long term interests are being served.

#### Board Independence

The definition of "Independence of Directors" is derived from Regulation 16 of the SEBI (Listing Obligations and Disclosure Requirements) Regulation, 2015 and Section 149(6) of the Companies Act, 2013. Based on the confirmation/disclosures received from the Directors and on the evaluation of the relationships disclosed, all the independent Directors are qualified as Independent Directors under Section 149(6) of the Companies Act, 2013.

### Scheduling and Selection of Agenda Items for Board Meetings

The Board is given presentations covering Finance, Sales, Marketing, the Company's major operations, overview of business operations of subsidiary companies, global business environment, the Company's business areas, including business opportunities and strategy and risk management practices before taking on record the Company's quarterly/annual financial results.

The information regularly furnished to the Board of Directors include amongst others the following:

- ❖ Annual Operating plans and budgets and updates.
- ❖ Quarterly results and performance of various units/divisions, subsidiaries and joint venture companies.
- ❖ Minutes of the meeting of all the committees.
- ❖ Minutes of Meetings of the Board of the subsidiaries
- ❖ Materially important litigations, show cause, demand, prosecution and penalty notices.
- ❖ Details of Joint Ventures, acquisition of companies or Collaboration Agreement.
- ❖ Developments on Human Resource of the Company.

### Board material distributed in advance

The agenda and notes on agenda are circulated to Directors in advance, and in the defined agenda format. All material information is incorporated in the agenda for facilitating meaningful and focused discussion at the meeting. Where it is not practicable to attach any document to the agenda, it is tabled before the meeting with specific reference to this effect. In special and exceptional circumstances, additional or supplementary item(s) are permitted.

### Recording minutes of proceedings at Board and committee meetings

The Company Secretary records the minutes of proceedings of each Board and Committee meeting. Draft Minutes are circulated to Board/Board Committee(s) members for their comments. The minutes are entered in the minute's book within 30 days from the conclusion of the meeting.

### Compliance

The Company Secretary, while preparing the agenda, notes on Agenda, minutes of the meeting(s), is responsible for and is required to ensure adherence to all applicable laws and regulations, including the Companies Act, 1956/2013, read with rules framed issued there under, as applicable and the Secretarial Standards recommended by the Institute of Company Secretaries of India.

### Familiarisation programme for Independent Directors

The Board/Committee members are provided with the necessary documents/brochures, reports and internal policies, codes of conduct to enable them to familiarize with the Company's procedure and practices. Directors are regularly updated on performance of the business of the Company, business strategy going forward and new initiative being taken/proposed to be taken by the Company through presentation. Deep Discussion are conducted by the Senior Executives including the Industry/Market (Domestic & International), competition, Company's performance, future outlook. Factory visits are organised as and when desirable/ expedient, for the Directors.

The details of the familiarization programme of the Independent Directors are available on the Company's website at [www.Polymedicare.com](http://www.Polymedicare.com).

## 2. Committees of the Board

The Board of Director's have constituted Board Committees to deal with specific areas and activities which concerns the Company and requires a closer view. The Board Committees are formed with approval of the Board. The Committees play an important role in the overall management of day-to-day affairs and governance of the Company.

### Procedure at Committee Meetings

The Board Committees play a crucial role in the governance structure of the Company and are constituted to deal with specific areas/activities which concern the Company and are considered to be performed by members of the Board. The Board supervises the execution of its responsibilities by the committees and is responsible for their action. The minutes of the meetings of all the committees are placed before the Board. The Board committees can request special invitees to join the meeting as appropriate.

The Board of Directors of the Company constituted the following committees in terms of the provisions of Companies Act, 2013 and Listing Regulations:

Committees as mandated under Companies Act, 2013 and Listing Regulations	Other Committees
1. Audit Committee	1. Selection Committee
2. Stakeholders' Relationship Committee	2. ESOP Compensation Committee
3. Nomination and Remuneration Committee	3. Allotment Committee
4. Corporate Social Responsibility Committee	

### Terms of reference and other details of Board Committees

#### Audit Committee

- i. The audit committee of the Company is constituted in line with the provisions of regulation 18 of SEBI (Listing Obligations and Disclosure Requirements) Regulation, 2015 read with Section 177 of the Act.
- ii. The terms of reference of the audit committee are broadly as under:
  - Oversight of the Company's financial reporting process and the disclosure of its financial information to ensure that the financial statement is correct, sufficient and credible;
  - Recommend the appointment, remuneration and terms of appointment of auditors of the Company;
  - Approval of payment to statutory auditors for any other services rendered;
  - Reviewing with the management, the annual financial statements and auditors' report thereon before submission to the board for approval, with particular reference to:
    - Matters required to be included in the director's responsibility statement to be included in the board's report in terms of clause (c) of sub-section 3 of section 134 of the Act
    - Changes if any, in accounting policies and practices and reasons for the same
    - Major accounting entries involving estimates based on the exercise of judgment by management
    - Significant adjustments made in the financial statements arising out of audit findings
    - Compliance with listing and other legal requirements relating to financial statements
    - Disclosure of any related party transactions
    - Qualifications/modified opinion(s) in the draft audit report
  - Reviewing with the management, the quarterly financial statements before submission to the board for approval;
  - Reviewing with the management, the statement of uses/application of funds raised through an issue (public issue, rights issue, preferential issue, etc.), the statement of

funds utilised for purposes other than those stated in the offer document / prospectus / notice and the report submitted by the agency monitoring the utilisation of proceeds of a public or rights issue, and making appropriate recommendations to the board;

- Review and monitor the auditors' independence and performance, and effectiveness of audit process;
- Approval or any subsequent modification of transactions with related parties;
- Scrutiny of inter-corporate loans and investments;
- Valuation of undertakings or assets of the Company, wherever it is necessary;
- Evaluation of internal financial controls and risk management systems;
- Reviewing with the management, performance of statutory and internal auditors, adequacy of the internal control systems;
- Reviewing the adequacy of internal audit function, if any, including the structure of the internal audit department, staffing and seniority of the official heading the department, reporting structure coverage and frequency of internal audit;
- Discussion with internal auditors of any significant findings and follow up there on;
- Reviewing the findings of any internal investigations by the internal auditors into matters where there is suspected fraud or irregularity or a failure of internal control systems of a material nature and reporting the matter to the board;
- Discussion with statutory auditors before the audit commences, about the nature and scope of audit as well as post-audit discussion to ascertain any area of concern;
- To look into the reasons for substantial defaults in the payment to the depositors, debenture holders, shareholders (in case of non-payment of declared dividends) and creditors;
- Establish a vigil mechanism for directors and employees to report genuine concerns in such manner as may be prescribed;
- To review the functioning of whistle blower mechanism.
- Approval of appointment of CFO;
- The audit committee may call for the comments of the auditors about internal control systems, the scope of audit, including the observations of the auditors and review of financial statement before their submission to the board and may also discuss any related issues with the internal and statutory auditors and the management of the Company;
- Carrying out any other function as is mentioned in the terms of reference of the audit committee;
- Oversee financial reporting controls and process for material subsidiaries;
- Oversee compliance with legal and regulatory requirements including the Polymed Code of Conduct ("PCoC") for the Company and its material subsidiaries;
- To mandatorily review the following information:
  - Management discussion and analysis of financial condition and results of operations;
  - Statement of significant related party transactions (as defined by the audit committee), submitted by management;
  - Management letters / letters of internal control weaknesses, if any, issued by the statutory auditors;
  - Internal audit reports relating to internal control weaknesses, if any; and
  - The appointment, removal and terms of remuneration of the chief internal auditor.

- iii. The Audit Committee invites executives, as it considers appropriate (particularly the head of the finance function), representatives of the statutory auditors and representatives of the internal auditors to be present at its meetings. The Company Secretary acts as the secretary to the Audit Committee.
- iv. The previous annual general meeting (AGM) of the Company was held on September 24, 2021.
- v. The composition of the audit committee and the details of meetings attended by its members are given below:

Name of the Member	Category/Position	No. of Meetings attended / held	Sitting Fees (₹)
Shri P.C. Surana	Independent Director/ Chairman	3/4	75,000
Dr. S. R. Mehta	Independent Director/ Member	4/4	1,00,000
Shri D. R. Mehta	Independent Director/ Member	4/4	1,00,000
Shri Amit Khosla	Independent Director/ Member	4/4	1,00,000

Four audit committee meetings were held during the year and the gap between two meetings did not exceed four months. The dates on which the said meetings were held are as follows:

24<sup>th</sup> May, 2021; 29<sup>th</sup> July, 2021; 01<sup>st</sup> November, 2021 and 31<sup>st</sup> January, 2022.

The necessary quorum was present for all the meetings.

#### Nomination & Remuneration Committee

##### Composition of the Committee

The Company had a Nomination and Remuneration Committee of directors. The Committee's constitution and terms of reference is in compliance with the provisions of the Act and Regulation 19 and 20 of SEBI (LODR) Regulations, 2015. The Committee comprises of 3 (three) members of the Board, the details of the member are as follows:

Name of the Member	Category/Position	No. of Meetings attended / held	Sitting Fees (₹)
Shri. D. R. Mehta	Independent Director / Member	1/1	25,000
Shri P.C. Surana	Independent Director / Member	1/1	25,000
Dr. Sandeep Bhargava	Independent Director / Member	1/1	25,000

During the year, under review, one meeting of Nomination and Remuneration Committee was held on the 24<sup>th</sup> May, 2021

##### Term of reference of the Committee, inter-alia, includes the following:

- To identify persons, who are qualified to become Directors and who may be appointed in Senior Management in accordance with the criteria laid down and to recommend to the Board their appointment and/or removal.
- To carry out evaluation of every Director's Performance.



- To formulate the criteria for determining qualifications, positive attributes and independence of a Director and recommend to the Board a Policy, relating to the remuneration for the Directors, Key Managerial Personnel.
- To formulate the criteria for evaluation of Independent Directors and the Board.
- To devise a Policy on Board Diversity.
- To recommend/review remuneration of the Managing Director(s) and Whole Time Director(s) based on their performance and defined assessment criteria.
- To carry out any other function as is mandated by the Board from time to time and/or enforced by any statutory notification, amendment or modification, as may be applicable.
- To perform such other functions as may be necessary or appropriate for the performance of its duties.

### Remuneration Policy

#### (i) Managing Director and Executive Director

The Managing Director and Executive Director are paid remuneration within the range recommended by the Remuneration Committee which is further approved by the Board of Directors and the Shareholders of the Company in General Meeting. The remuneration is decided considering various factors such as qualification(s), experience(s), expertise, and capability of the appointee, its contribution to the Company's growth, remuneration prevailing in the Industry, Financial Position of the Company etc.

#### (ii) Non-Executive Directors

The Non-Executive Directors are paid remuneration by way of sitting fees for attending each meeting of Board of Directors and Committee Meeting thereof and Commission. Each Non-Executive Directors was paid a sum of ₹ 50,000/- by way of sitting fee for attending each meeting of the Board of Directors and a sum of ₹ 25,000/- sitting fee for attending Committees meeting thereof.

Details of the sitting fees, commission and salary paid to all the Directors for the year ended on 31<sup>st</sup> March, 2022 are given hereunder:

(In ₹ lacs)

Name of the Member	Salary Perquisites	Commission	Sitting Fees	Total
Shri D.R. Mehta	-	9.00	3.50	12.50
Shri J.K. Baid	-	9.00	2.25	11.25
Smt. Mukulika Baid	-	9.00	2.25	11.25
Shri P.C. Surana	-	9.00	3.00	12.00
Dr. S.R. Mehta	-	9.00	3.25	12.25
Dr. Sandeep Bhargava	-	9.00	2.50	11.50
Shri Amit Khosla	-	9.00	3.00	12.00
Ms. Sonal Mattoo	-	9.00	2.00	11.00
Shri Himanshu Baid	492.08*	580.00	-	1,072.08
Shri Rishi Baid	462.59*	580.00	-	1,042.59

\*Includes allowances, perquisites, retirement benefits and contribution to Provident Fund.

### INDEPENDENT DIRECTOR MEETING

During the year under review, the independent Directors met on 24<sup>th</sup> May, 2021, inter-alia to discuss:

- Evaluation of performance of Non-Independent Directors

- Evaluation of the performance of the Chairman of the Company, taking into account the views of the Executive and Non-Executive Directors
- Evaluation of the quality, content and timeliness of flow of information between the management and the Board that is necessary for the Board to effectively and reasonably perform its duties.

### Stakeholders Relationship Committee

#### Composition of Committee

The Company had a Shareholders / Investors Grievance Committee of directors to look into the redressal of Complaints of investors such as transfer or credit of shares, non-receipt of dividend / notices / annual reports, etc. The nomenclature of the said committee was changed to Stakeholders' Relationship Committee in the light of provisions of the Act and Regulation 19 and 20 of SEBI (LODR) Regulations, 2015.

Name of the Member	Category/Position	No. of Meetings attended / held	Sitting Fees (₹)
Shri P. C. Surana	Independent Director / Chairman	1/1	25,000
Shri Himanshu Baid	Managing Director / Member	1/1	Nil
Shri Rishi Baid	Executive Director / Member	1/1	Nil

Mr. Avinash Chandra, Company Secretary, acting as a compliance officer of the Company. During the year, under review, a meeting of Stakeholders Relationship Committee was held on the 29<sup>th</sup> July, 2021.

**Terms of reference of the Committee, inter-alia, includes the following:**

- Overseeing and review all matters connected with the transfer of the Company's Securities.
- Approve issue of the Company's duplicate share certificates.
- Monitor redressal of investor's / Shareholder's / Security holders' grievances.
- Oversee the performance of the Company's Registrar and Transfer Agents.
- Recommend methods to upgrade the standard of service to investors.
- Monitor implementation of the Company's code of conduct for prohibition of Insider Trading.

Carry out any other functions as is referred by the Board from time to time or enforced by any statutory modification as may be applicable.

**Details of Investor Complaints received and redressed during the year 2021-22 are as follows:**

Opening balance	Received during the year	Resolved during the year	Closing Balance
NIL	NIL	NIL	NIL

No complaint was outstanding as on 31<sup>st</sup> March, 2022.

### Corporate Social Responsibility Committee Composition of Committee

The Company has a Corporate Social Responsibility Committee of directors to look into its CSR Activities, which strives to create value

in the society and in the community in which it operates, through its services, conduct & initiatives so as to promote sustained growth for the society and community. Develop meaningful and effective strategies for engaging with all the stakeholders'. The committee was formed under the provisions of Section 135 the Companies Act, 2013.

Name of Members	Position	Attendance and Meetings held	Sitting Fees (₹)
Shri D.R. Mehta	Chairman	1/1	25,000
Shri Jugal Kishore Baid	Member	1/1	25,000
Smt. Mukulika Baid	Member	1/1	25,000

During the year, under review, a meeting of Corporate Social Responsibility Committee was held on the 24<sup>th</sup> May, 2021.

**Terms of reference of the Committee, inter alia, include:**

- To formulate and recommend to the Board, a Corporate Social Responsibility (CSR) policy indicating initiatives to be undertaken by the Company in compliance with provisions of Companies Act, 2013 and rules there made under.
- To recommend the amount of expenditure to be incurred on the CSR initiatives.
- To monitor the implementation of the framework of the CSR policy.
- To approve the Corporate Social Responsibility Report and oversee the implementation of sustainability activities.
- To observe Corporate Governance Practices at all levels and to suggest remedial measures wherever necessary.

**Risk Management Committee**

In compliance with the requirement of Regulation 21 of the SEBI (LODR) Regulations, the Board has constituted Risk Management Committee at its Meeting held on 5th June, 2020.

During the year under review, the Committee met 2 times on 31st January, 2022 and 26th March, 2022.

Composition of Risk Management Committee and details of attendance of each Member at the Committee Meetings are as follows:

Name of the Member	Category/ Position	No. of Meetings attended/held	Sitting Fees (₹)
Dr. Sandeep Bhargava	Independent Director/Member	1/2	25,000
Mr. Himanshu Baid	Managing Director	2/2	N.A.
Mr. Rishi Baid	Joint Managing Director	2/2	N.A.

**3. General Body Meetings**

Annual General Meetings conducted during the last three years viz. FY 2018-19, FY 2019-20 and FY 2020-21 are as follows:

Meeting	Date and Time	Venue
24 <sup>th</sup> AGM	Monday, 23 <sup>rd</sup> September, 2019 at 10:00 a.m.	NCUI Auditorium, 3, Siri Institutional Area, August Kranti Marg, New Delhi, 110016.
25 <sup>th</sup> AGM	Tuesday, 29 <sup>th</sup> September, 2020 at 10:00 a.m.	Video Conferencing ("VC") or Other Audio Visual Means ("OAVM")
26 <sup>th</sup> AGM	Friday, 24 <sup>th</sup> September, 2021 at 10:00 a.m.	

**Special resolution passed in last three AGM:**

**24<sup>th</sup> AGM held on 23<sup>rd</sup> September, 2019**

- To appoint Shri Devendra Raj Mehta as an Independent Director upto the conclusion of 29<sup>th</sup> Annual General Meeting of the Company.
- To appoint Shri Prakash Chand Surana as an Independent Director upto the conclusion of 29<sup>th</sup> Annual General Meeting of the Company.
- To appoint Dr. Shailendra Raj Mehta as an Independent Director upto the conclusion of 29<sup>th</sup> Annual General Meeting of the Company.
- To appoint Dr. Sandeep Bhargava as an Independent Director upto the conclusion of 29<sup>th</sup> Annual General Meeting of the Company.
- To re-appoint Shri Himanshu Baid, (DIN: 00014008) as Managing Director for a period of 5 (Five) years with effect from 01<sup>st</sup> August, 2019.
- To re-appoint Shri Rishi Baid, (DIN: 00048585) as Joint Managing Director for a period of 5 (Five) years with effect from 01<sup>st</sup> August, 2019.
- To approve payment of remuneration to Non-Executive Directors.

**25<sup>th</sup> AGM held on 29<sup>th</sup> September, 2020**

Approval for Poly Medicare Employee Stock Option Scheme-2020 for the employees of the Company.

**26<sup>th</sup> AGM held on 24<sup>th</sup> September, 2021**

- To enter into job work contract with M/s. Vitromed Healthcare, Jaipur.

**There was no Extra-Ordinary General Meeting held during the year 2021-22 through Postal Ballot**

**4. Disclosures**

**a) Disclosure on materially significant related party transactions that may have potential conflict with the interests of the Company at large.**

All transactions entered with related parties for the year under review were on arm's length basis and in the ordinary course of business and was complied with provision of section 188 of the Companies Act, 2013. Thus disclosure in form AOC-2 is also provided. Further there are no material related party transactions during the year under review with the promoters, Directors or Key Managerial personnel. The details of the Related Party transactions during the year are given in the notes forming part of the financial statements.

**b) Details of non-compliance by the Company, penalties, and strictures imposed on the Company by Stock Exchange or SEBI or any Statutory Authority, on any matter related to capital markets, during the last three years.**

No penalty or stricture was imposed by the Stock Exchanges or SEBI or any other regulatory or statutory authorities.

**c) Whistle Bowler Policy/Vigil Mechanism**

Pursuant to Section 177(9) and (10), of the Companies Act, 2013, and Regulation 22 of the Listing Regulation, the Company has formulated whistle Bowler policy for vigil Mechanism of Directors and employee to report to the management about the unethical behavior, fraud or violation of Company's code of Conduct. The mechanism provides for adequate safeguards against victimization of employees and Directors who use such mechanism and makes provision for direct access to the chairperson of the Audit committee in exceptional cases. The whistle blower Policy is displayed on the Company's Website viz, www.polymedicare.com.

**d) Disclosure of Accounting Treatment**

In the preparation of the financial statements, the Company has followed the Accounting Standards referred in Section 133 of the Companies Act, 2013.

**e) Risk Management**

Business risk evaluation and management is an ongoing process within the Company. During the year under review, a detailed exercise on 'Risk Assessment and Management' was carried out covering the entire gamut of business operations and the Board was informed of the same.

**f) Management Discussion & Analysis Report**

As required by the Listing Agreement and regulation 34(2)(e) of the SEBI (Listing Obligation and Disclosure Requirements) Regulations, 2015, the Management Discussion & Analysis is provided separately in the Annual report.

**g) Code of Conduct and Corporate ethics**

As a responsible corporate citizen, the Company consciously follows corporate ethics in both business and corporate interactions. The Company has framed various codes and policies, which act as guiding principles for carrying business in ethical way.

Some of our policies are:

- Code of Conduct for Directors and Senior Management Personnel;
- Code of Conduct for Prevention of Insider Trading;
- Whistle Blower Policy

**h) CEO/CFO Certification**

The Compliance Certificate by CEO and CFO as required under Listing Agreement and Regulation 17(8) of SEBI (Listing Obligations and Disclosure Requirements) Regulations, 2015 is the same is annexed to the Corporate Governance Report.

**i) Disclosure of Compliance**

Your Company has complied with the requirements of the regulations 17 to 27 and Clause (b) to (i) of Sub-Regulation (2) of regulation 46 of SEBI (Listing Obligation and Disclosure Requirements) Regulations, 2015.

**j) Details of Compliance with Mandatory Requirements and adoption of the Non-Mandatory Requirements**

The Company has complied with all the mandatory requirements under the Listing Agreement and SEBI (LODR) Regulations, 2015.

**K) A certificate from Practicing Company Secretary (PCS) regarding declaration for Directors not debarred or disqualified****from being appointed**

A certificate has been received from M/s. P.K. Mishra & Company, Practicing Company Secretaries, that none of the Directors on the Board of the Company has been debarred or disqualified from being appointed or continuing as directors of companies by the Securities and Exchange Board of India, Ministry of Corporate Affairs or any such statutory authority.

l) The detail of the policy for determining "material" subsidiaries is available on the Company's website at [www.Poly Medicare.com](http://www.Poly Medicare.com).

m) The detail of the policy on dealing with related party transaction is available on the Company's website at [www.Poly Medicare.com](http://www.Poly Medicare.com).

**6. Means of Communication**

In accordance with Regulation 46 of SEBI (LODR) Regulations, 2015, the Company has maintained a functional website at [www.polymedicare.com](http://www.polymedicare.com) basic corporate information about the Company viz. details of its Business, Financial Information, Shareholding Pattern, compliance with code of conduct etc. The contents of the said website are updated from time to time. The quarterly, half yearly and Annual Results are published in "Financial Express" (English) and "Jansatta" (Hindi), newspapers and also displayed on the Company's website for the benefit of the public at large.

Further, the Company disseminates to the Stock Exchange, where its securities are listed, all material information, which in its opinion are material and/or have a bearing on its performance/operations, for the information of public at large.

**Audit Fees**

The same has been mentioned in note no. 32 of Standalone Financial Statement.

**Commodity Price Risk or Foreign Exchange Risk and hedging Activities**

Commodity Price Risk and Commodity Hedging Activities

The Company does not have any exposure hedged through commodity derivatives. In compliance with Regulation 34(3) read with clause 9(n) of Part C of Schedule V of SEBI (Listing Obligations and Disclosure Requirements) Regulations, 2015, the exposure of the listed entity to commodity and commodity risks faced by the entity throughout the year:

A: - Total exposure of the listed entity to commodities in - NIL

B: - Exposure of the listed entity to various

Commodity Name	Exposure in towards the particular commodity	Exposure in Quantity terms towards the particular commodity	% of such exposure hedged through commodity derivatives				
			Domestic market		International market		Total
			OTC	Exchange	OTC	Exchange	
NIL							

**7. General Shareholders Information:**

Annual General Meeting Day, Date and Time & Venue	Monday, 26 <sup>th</sup> Day of September, 2022 at 10 a.m. (IST) through Video Conferencing ("VC") or Other Audio Visual Means ("OAVM")
CIN No.	L40300DL1995PLC066923
Financial Year	1 <sup>st</sup> April, 2021 to 31 <sup>st</sup> March, 2022
Date of Book Closure	20 <sup>nd</sup> September, 2022 to 26 <sup>th</sup> September, 2022 (both days inclusive)

Listing of Equity Shares on Stock Exchange(s)	BSE Limited (BSE):- P. J. Towers, Dalal Street, Mumbai 400 001. National Stock Exchange of India Limited: - Exchange Plaza, Plot No. C-1, G Block, Bandra Kurla Complex, Bandra (East) Mumbai-400051
Stock Code	BSE Code: POLYMED, Scrip Code: 531768 NSE Code: POLYMED
Registrar and Transfer Agents	MAS Services Ltd. T-34, IIInd Floor, Okhla Industrial Area, Phase II, New Delhi -110020.
Dematerialization of Shares and Liquidity	The Shares of the Company are under compulsory D-MAT mode. Under the depository system the International Security Identification Number (ISIN) allotted to the Company. Respective ISIN is INE205C01021.
Plants Locations	<b>Unit-I</b> Plot No. 104-105, Sector -59, HSIIDC Industrial Area, Ballabhgarh, Faridabad-121004 (Haryana) India.
	<b>Unit-II (100% EOU)</b> Plot No. 115-116, Sector-59, HSIIDC Industrial Area, Ballabhgarh, Faridabad-121004 (Haryana) India.
	<b>Unit III</b> Plot No. 17, Sector-3, I.I.E SIDCUL Haridwar-249403, (Uttarakhand), India
	<b>Unit IV (SEZ)</b> Plot No. PA-010, P.O., Mahindra World City (Jaipur) Ltd., SEZ, Tehsil, Sanganer, Jaipur-302037 (Rajasthan), India.
	<b>Unit V</b> Plot No. 34, Sector-68, IMT, Faridabad-121004, (Haryana), India.
Address for Shareholders' correspondence	<b>Registrar and Transfer Agent</b> <b>Shri Sharwan Mangla</b> M/s. Mas Services Ltd. T-34, Okhla Industrial Area, Phase-II, New Delhi-110020 Phone No. 011-26387281, 26387282 Fax No. 011- 26387384 E-mail: mas_serv@yahoo.com, Website: <a href="http://www.masserve.com">www.masserve.com</a>
	<b>Registered Office of the Company</b> <b>The Company Secretary</b> M/s Poly Medicure Limited 232-B, IIIrd Floor, Okhla Industrial Estate Phase-III, New Delhi-110020 Phone No. 011-26321838 Fax No. 011-26321894 Email: investorcare@polymedicure.com Website: <a href="http://www.polymedicure.com">www.polymedicure.com</a>

#### Physical Share Transfer System

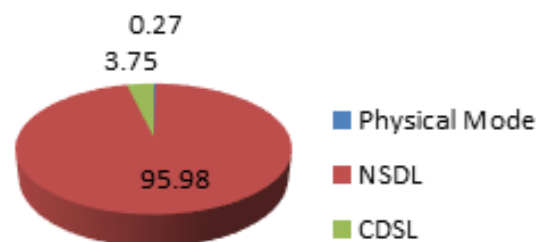
The Registrar and Transfer Agents (RTA) on receipt of transfer deed with respective Share Certificates, scrutinizes the same and verify signatures of transferors on the transfer deed with specimen signatures registered with the Company. A list of such transfers is prepared and checked thoroughly and then a transfer register is prepared. The transfer register is placed before the Share Transfer Committee meeting for approval. Share transfers are registered and share certificates are returned within 30 days from the date of lodgment if the documents are complete in all respects.

#### Dematerialization of Shares

The Company has set up requisite facilities for dematerialization of its Equity Shares in accordance with provisions of Depositories Act, 1996 with National Securities Depository Services (India) Limited and Central Depository Services (India) Limited. The Company has entered into agreements with both the Depositories for the benefit of the Shareholders. The status of Dematerialization of the Company's Shares as on 31<sup>st</sup> March, 2022 is as under:

Mode	No. of Shares	%age (Percentage)
Physical Mode	2,56,158	0.27
NSDL	9,20,48,493	95.98
CDSL	35,95,691	3.75
Total	9,59,00,342	100.00

#### Status of D-materilization of Shares



For guidance of Depository Services, Shareholders may write to the Company or to the respective Depositories.

National Securities Depositories Limited	Central Depository Services Limited
4th Floor, 'A' Wing, Trade World, Kamala Mills Compound, Senapati Bapat Marg, Lower Parel, Mumbai 400013. Telephone: 91-22-24994200, E-mail- info@nsdl.co.in, Website: www.nsdl.co.in	P. J. Towers, 17th Floor, Dalal Street, Fort, Mumbai- 400001, Telephone 91-22-22723333, E-mail: investor@cdslindia.com, Website: www.cdslindia.com.



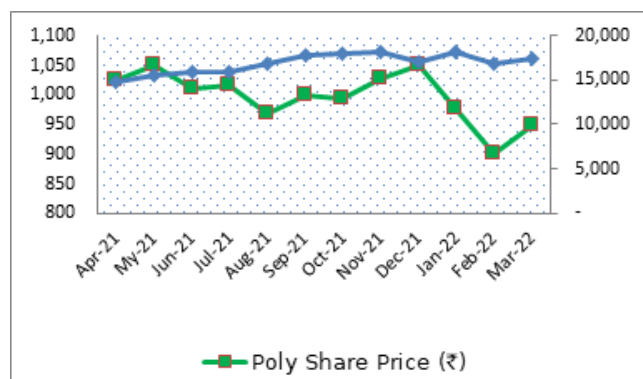
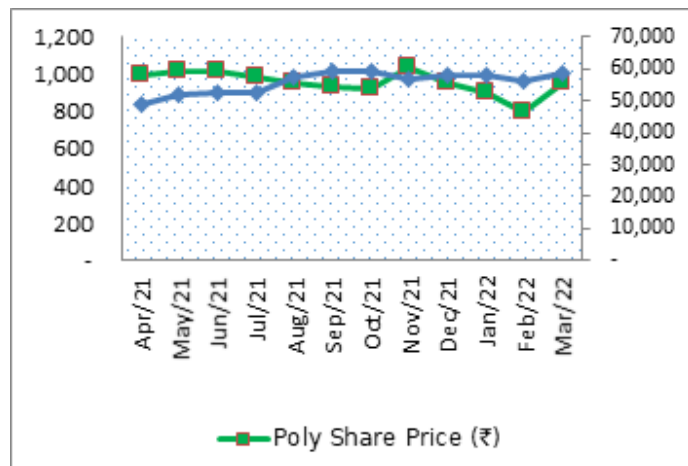
**Listed on Stock Exchange(s)**

Name of the Stock Exchange(s)	Stock Code
BSE Limited	531768
National Stock Exchange of India Limited	POLYMED

**Market Price Data:** Monthly High and Low prices of the Equity Shares of the Company traded on the Bombay Stock Exchange Limited (BSE) and National Stock Exchange of India (NSE) during the Financial Year are as follows

Month	BSE (In ₹)		NSE (In ₹)	
	High Price	Low Price	High Prices	Low Prices
Apr-21	1083.90	791.55	1085.15	815.00
May-21	1163.00	950.00	1165.00	950.00
Jun-21	1031.15	872.85	1033.45	872.40
Jul-21	1093.00	937.35	1094.25	936.10
Aug-21	990.95	821.25	990.45	821.00
Sep-21	1018.50	923.00	1020.00	922.00
Oct-21	1022.90	884.50	1024.00	768.00
Nov-21	1077.10	871.60	1078.00	870.00
Dec-21	1067.00	877.55	1060.00	877.60
Jan-22	992.70	819.70	994.00	818.05
Feb-22	909.00	688.55	909.90	685.60
Mar-22	976.00	782.00	975.00	775.05

(Source: This information is compiled from the data available from the websites of BSE and NSE)



**Distribution of Shareholding of Poly Medicare Limited as on 31<sup>st</sup> March, 2022**

Nominal value of each Share ₹ 5 each.

No of share holders	% to Total	Shareholding of nominal value of (in ₹)	No of Shares	% to Total
32479	96.004	1 to 2500	1416667	1.477
543	1.605	2501 to 5000	402754	0.42
298	0.881	5001 to 10000	439413	0.458
99	0.293	10001 to 20000	248000	0.259
73	0.216	20001 to 30000	259634	0.271
57	0.168	30001 to 40000	260685	0.272
114	0.337	40001 to 50000	836264	0.872
168	0.497	50001 AND ABOVE	92036925	95.971
<b>33831</b>	<b>100.00</b>	<b>Total</b>	<b>9,59,00,342</b>	<b>100.00</b>

Particulars	No.	No. of shares	% age
<b>(A) Shareholding of Promoter and Promoter group</b>			
1. Indian	17	4,26,01,352	44.42
2. Foreign	2	2,27,200	0.24
<b>Total Shareholdings of Promoter and Promoter Group</b>	<b>19</b>	<b>4,28,28,552</b>	<b>44.66</b>
<b>(B) Public Shareholding</b>			
1. Institution	85	1,76,41,479	18.40
2. Non Institution	33,727	3,54,30,311	36.94
<b>Total Public Shareholding</b>	<b>33,812</b>	<b>5,30,71,790</b>	<b>55.34</b>
<b>(C) Shares held by custodian and against which Depository Receipts have been issued</b>			
1. Promoter and Promoter Group	0	0	0
2. Public	0	0	0
<b>Total (A)+(B)+(C)</b>	<b>33,831</b>	<b>9,59,00,342</b>	<b>100</b>

**Unclaimed Dividend on Equity Shares**

Investors are requested to claim their preceding years' unclaimed dividends from the Company. They may correspond at Company's address or send e-mail at investorcare@polymedicure.com for clarifying any doubts. Any money transferred to the unpaid dividend account of the Company which remains unpaid or unclaimed for a period of seven years from the date of such transfer shall be transferred by the Company to Investor Education and Protection Fund (IEPF) as per the requirements of Section 205C of the Companies Act, 1956, and rule(s) made there under. No claim shall be entertained after unclaimed dividend is transferred to this fund.

**Review of Legal / Statutory Compliances Report**

The Board periodically reviews Statutory/Legal Compliance Reports with respect to the various laws applicable to the Company.

**Code for Prevention of Insider Trading Practices**

The Company has instituted a comprehensive code for prevention of Insider Trading, for its Directors and Designated Employees, in compliance with Securities Exchange Board of India (Prohibition of Insider Trading) Regulations, 2015, as amended from time to time.

The objective of this code is to prevent purchase and/or sale of Shares of the Company by an insider on the basis of unpublished Price Sensitive information. Under this code, Directors and Designated Employees are completely prohibited from the dealing in the Company's share during the closure of Trading Window. Further the code specifies the procedure to be followed and disclosures to be made by Directors and Designated Employees, while dealing with

the share(s) of the Company and enlists the consequences of any violations.

#### Risk Management Policy

The Company has established a well-documented and robust Risk Management framework. Under this framework, risks are identified across all business processes of the Company on continuous basis. These risks are systematically categorized as Strategic Risks, Business Risks or Reporting Risks.

To address these Risks in a comprehensive manner, each risk is mapped to the concerned department for further action. Based on this framework, the Company has set in place various procedure for Risk Management.

#### Subsidiary Companies

The subsidiary Companies are unlisted foreign Companies. These subsidiaries have their own Board of Directors having the rights and obligations to manage such companies in its best interest. The Company has its own representatives on the Board of subsidiary companies and monitors the performance of such companies regularly.

#### Non Mandatory Clauses

The Company has not adopted any of the non-mandatory requirements as in SEBI (LODR) Regulations, 2015.

#### Code of Conduct by CEO

The Board has laid down a Code of Conduct for all the Board Members and Senior Management Personnel consisting of members of the Board and heads of all departments.

As provided under regulation 26(3) of the SEBI (Listing Obligation and Disclosure Requirements) Regulations, 2015 all the Board members and Senior Management Personnel have affirmed compliance to the Code of Conduct of the Company for the period from 1<sup>st</sup> April, 2021 to 31<sup>st</sup> March, 2022. The declaration received from Shri Himanshu Baid, Managing Director, in this regard is also given in this report.

New Delhi  
4<sup>th</sup> August, 2022

D. R. Mehta  
Chairman

Himanshu Baid  
Managing Director

#### CERTIFICATION BY CHIEF EXECUTIVE OFFICER AND CHIEF FINANCIAL OFFICER OF THE COMPANY

To  
The Board of Directors  
Poly Medicure Limited

- We have reviewed the financial statements and the cash flow statement of Poly Medicure Limited for the year ended 31<sup>st</sup> March, 2022 and to the best of our knowledge and belief:-
  - These statements do not contain any materially untrue statement or omit any material fact or contain statement that might be misleading;
  - These statements together present a true and fair view of the company's affair and are in compliance with existing accounting standards, applicable laws and regulation.
- There are to the best of our knowledge and belief, no transaction entered into by the Company during the year ended 31<sup>st</sup> March, 2022, which are fraudulent, illegal or violate the Company's code of Conduct.
- We accept responsibility for establishing and maintaining internal controls for financial reporting and we have evaluated the effectiveness of Company's internal control systems pertaining to financial reporting.

We have not come across any reportable deficiencies in the design or operation of such internal controls.

- We have indicated to the Auditors and the Audit Committee:-
  - that there are no significant changes in internal controls over financial reporting during the year.
  - that there are no significant changes in accounting policies during the year and that the same has been disclosed in the notes to the financial statements; and
  - that there are no instances of significant fraud of which we have become aware involving management or any employee having a significant role in the Company's internal control system.

New Delhi  
4<sup>th</sup> August, 2022

Himanshu Baid  
Managing Director

Naresh Vijayvergiye  
CFO

#### DECLARATION BY CHIEF EXECUTIVE OFFICER

I hereby confirm and declare that all the Directors of the Company and all Senior Management Personnel as defined in the Code of Conduct of the Company have submitted Annual declaration confirming their compliance with the same.

New Delhi  
4<sup>th</sup> August, 2022

Himanshu Baid  
CEO/Managing Director

#### Certificate on Corporate Governance

To  
The Members of Poly Medicure Limited

I have examined the compliance of the conditions of Corporate Governance by Poly Medicure Limited ('the Company') for the year ended on March 31, 2022, as stipulated under Regulations 17 to 27, clauses (b) to (i) of sub regulation (2) of Regulation 46 and para C, D and E of Schedule V of the Securities and Exchange Board of India (Listing Obligations and Disclosure Requirements) Regulations, 2015 ("SEBI Listing Regulations")

The compliance of the conditions of Corporate Governance is the responsibility of the management of the Company. My examination was limited to the review of procedures and implementation thereof, as adopted by the Company for ensuring compliance with conditions of Corporate Governance. It is neither an audit nor an expression of opinion on the financial statements of the Company.

In my opinion and to the best of my information and according to the explanations given to us, and the representations made by the Management, I certify that the Company has complied with the conditions of Corporate Governance as stipulated in the SEBI Listing Regulations for the year ended on March 31, 2022.

We further state that such compliance is neither an assurance as to the future viability of the Company nor of the efficiency or effectiveness with which the management has conducted the affairs of the Company.

**For P.K. Mishra & Associates**  
Company Secretaries

**Pawan Kumar Mishra**  
Proprietor  
**Membership No. FCS-4305/C.P. No. 16222**

Place: New Delhi  
Date: 29<sup>th</sup> August, 2022

## INDEPENDENT AUDITORS' REPORT

### TO THE MEMBERS OF POLY MEDICURE LIMITED

#### Report on the Audit of the Standalone Financial Statements

##### Opinion

We have audited the accompanying standalone financial statements of POLY MEDICURE LIMITED ("the Company"), which comprise the Balance Sheet as at March 31, 2022, the Statement of Profit and Loss (including Other Comprehensive Income), the Statement of Changes in Equity and the Statement of Cash Flows for the year ended on that date, and a summary of the significant accounting policies and other explanatory information (hereinafter referred to as "the standalone financial statements").

In our opinion and to the best of our information and according to the explanations given to us, the aforesaid standalone financial statements give the information required by the Companies Act, 2013 ("the Act") in the manner so required and give a true and fair view in conformity with the Indian Accounting Standards prescribed under section 133 of the Act read with the Companies (Indian Accounting Standards) Rules, 2015, as amended, ("Ind AS") and other accounting principles generally accepted in India, of the state of affairs of the Company as at March 31, 2022, the profit and total comprehensive income, changes in equity and its cash flows for the year ended on that date.

##### Basis of Opinion

We conducted our audit of the standalone financial statements in accordance with the Standards on Auditing specified under section 143(10) of the Act (SAs). Our responsibilities under those Standards are further described in the **Auditor's Responsibilities for the Audit of the Standalone Financial Statements** section of our report. We are independent of the Company in accordance with the Code of Ethics issued by the Institute of Chartered Accountants of India (ICAI) together with the ethical requirements that are relevant to our audit of the standalone financial statements under the provisions of the Act and the Rules made thereunder, and we have fulfilled our other ethical responsibilities in accordance with these requirements and the ICAI's Code of Ethics. We believe that the audit evidence we have obtained is sufficient and appropriate to provide a basis for our audit opinion on the standalone financial statements.

##### Key Audit Matters

Key audit matters are those matters that, in our professional judgment, were of most significance in our audit of the standalone financial statements of the current period. These matters were addressed in the context of our audit of the standalone financial statements as a whole, and in forming our opinion thereon, and we do not provide a separate opinion on these matters. We have determined that there are no key audit matters to be communicated in our report.

##### Information Other than the Standalone Financial Statements and Auditors' Report Thereon

The Company's Management and Board of Directors are responsible for the preparation of the other information. The other information comprises the information included in the Management Discussion and Analysis, Board's Report including Annexures to Board's Report, Business Responsibility Report, Corporate Governance and Shareholder's Information, but does not include the standalone financial statements and our auditor's report thereon. The other information is expected to be made available to us after the date of this Auditor report.

Our opinion on the standalone financial statements does not cover the other information and we do not express any form of assurance conclusion thereon.

In connection with our audit of the standalone financial statements, our responsibility is to read the other information and, in doing so, consider whether the other information is materially inconsistent with the standalone financial statements or our knowledge obtained during the course of our audit or otherwise appears to be materially misstated.

If, based on the work we have performed, we conclude that there is a material misstatement of this other information, we are required to report that fact. We have nothing to report in this regard, as for the year ended March 31, 2022 the other information has not yet been prepared and not yet approved by Board of Directors.

##### Management's Responsibility for the Standalone Financial Statements

The Company's Management and Board of Directors are responsible for the matters stated in section 134(5) of the Act with respect to the preparation of these standalone financial statements that give a true and fair view of the financial position, financial performance, total comprehensive income, changes in equity and cash flows of the Company in accordance with the Ind AS and other accounting principles generally accepted in India. This responsibility also includes maintenance of adequate accounting records in accordance with the provisions of the Act for safeguarding the assets of the Company and for preventing and detecting frauds and other irregularities; selection and application of appropriate accounting policies; making judgments and estimates that are reasonable and prudent; and design, implementation and maintenance of adequate internal financial controls, that were operating effectively for ensuring the accuracy and completeness of the accounting records, relevant to the preparation and presentation of the standalone financial statements that give a true and fair view and are free from material misstatement, whether due to fraud or error.

In preparing the standalone financial statements, management is responsible for assessing the Company's ability to continue as a going concern, disclosing, as applicable, matters related to going concern and using the going concern basis of accounting unless management either intends to liquidate the Company or to cease operations, or has no realistic alternative but to do so.

The Board of Directors are responsible for overseeing the Company's financial reporting process

##### Auditor's Responsibilities for the Audit of the Standalone Financial Statements

Our objectives are to obtain reasonable assurance about whether the standalone financial statements as a whole are free from material misstatement, whether due to fraud or error, and to issue an auditor's report that includes our opinion. Reasonable assurance is a high level of assurance, but is not a guarantee that an audit conducted in accordance with SAs will always detect a material misstatement when it exists. Misstatements can arise from fraud or error and are considered material if, individually or in the aggregate, they could reasonably be expected to influence the economic decisions of users taken on the basis of these standalone financial statements.

As part of an audit in accordance with SAs, we exercise professional judgment and maintain professional skepticism throughout the audit. We also:

- Identify and assess the risks of material misstatement of the standalone financial statements, whether due to fraud or error, design and perform audit procedures responsive to those risks, and obtain audit evidence that is sufficient and appropriate to provide a basis for our opinion. The risk of not detecting a material misstatement resulting from fraud is higher than for one resulting from error, as fraud may involve collusion, forgery, intentional omissions, misrepresentations, or the override of

internal control.

- Obtain an understanding of internal financial controls relevant to the audit in order to design audit procedures that are appropriate in the circumstances. Under section 143(3)(i) of the Act, we are also responsible for expressing our opinion on whether the Company has adequate internal financial controls system in place and the operating effectiveness of such controls.
- Evaluate the appropriateness of accounting policies used and the reasonableness of accounting estimates and related disclosures made by management.
- Conclude on the appropriateness of management's use of the going concern basis of accounting and, based on the audit evidence obtained, whether a material uncertainty exists related to events or conditions that may cast significant doubt on the Company's ability to continue as a going concern. If we conclude that a material uncertainty exists, we are required to draw attention in our auditor's report to the related disclosures in the standalone financial statements or, if such disclosures are inadequate, to modify our opinion. Our conclusions are based on the audit evidence obtained up to the date of our auditor's report. However, future events or conditions may cause the Company to cease to continue as a going concern.
- Evaluate the overall presentation, structure and content of the standalone financial statements, including the disclosures, and whether the standalone financial statements represent the underlying transactions and events in a manner that achieves fair presentation.

Materiality is the magnitude of misstatements in the standalone financial statements that, individually or in aggregate, makes it probable that the economic decisions of a reasonably knowledgeable user of the standalone financial statements may be influenced. We consider quantitative materiality and qualitative factors in (i) planning the scope of our audit work and in evaluating the results of our work; and (ii) to evaluate the effect of any identified misstatements in the standalone financial statements.

We communicate with those charged with governance regarding, among other matters, the planned scope and timing of the audit and significant audit findings, including any significant deficiencies in internal control that we identify during our audit.

We also provide those charged with governance with a statement that we have complied with relevant ethical requirements regarding independence, and to communicate with them all relationships and other matters that may reasonably be thought to bear on our independence, and where applicable, related safeguards.

From the matters communicated with those charged with governance, we determine those matters that were of most significance in the audit of the standalone financial statements of the current period and are therefore the key audit matters. We describe these matters in our auditor's report unless law or regulation precludes public disclosure about the matter or when, in extremely rare circumstances, we determine that a matter should not be communicated in our report because the adverse consequences of doing so would reasonably be expected to outweigh the public interest benefits of such communication.

#### Report on Other Legal and Regulatory Requirements

1. As required by Section 143(3) of the Act, based on our audit we report that:

- a) We have sought and obtained all the information and explanations which to the best of our knowledge and belief were necessary for the purposes of our audit.
- b) In our opinion, proper books of account as required by law have been kept by the Company so far as it appears from our examination of those books.
- c) The Balance Sheet, the Statement of Profit and Loss including Other Comprehensive Income, Statement of Changes in Equity and the Statement of Cash Flow dealt with by this Report are in agreement with the relevant books of account.
- d) In our opinion, the aforesaid standalone financial statements comply with the Ind AS specified under Section 133 of the Act, read with Rule 7 of the Companies (Accounts) Rules, 2014.
- e) On the basis of the written representations received from the directors as on March 31, 2022 taken on record by the Board of Directors, none of the directors is disqualified as on March 31, 2022 from being appointed as a director in terms of Section 164 (2) of the Act.
- f) With respect to the adequacy of the internal financial controls over financial reporting of the Company and the operating effectiveness of such controls, refer to our separate Report in "Annexure A". Our report expresses an unmodified opinion on the adequacy and operating effectiveness of the Company's internal financial controls over financial reporting.
- g) With respect to the other matters to be included in the Auditor's Report in accordance with the requirements of section 197(16) of the Act, as amended:  
  
In our opinion and to the best of our information and according to the explanations given to us, the remuneration paid by the Company to its directors during the year is in accordance with the provisions of section 197 of the Act.
- h) With respect to the other matters to be included in the Auditor's Report in accordance with Rule 11 of the Companies (Audit and Auditors) Rules, 2014, as amended in our opinion and to the best of our information and according to the explanations given to us:
  - i. The Company has disclosed the impact of pending litigations on its financial position in its standalone financial statements.
  - ii. The Company has made provision, as required under the applicable law or accounting standards, for material foreseeable losses, if any, on long-term contracts including derivative contracts.
  - iii. There has been no delay in transferring amounts, required to be transferred, to the Investor Education and Protection Fund by the Company.
  - iv. (a) The Management has represented that, to the best of its knowledge and belief, no funds (which are material either individually or in the aggregate) have been advanced or loaned or invested (either from borrowed funds or share premium or any other sources or kind of funds) by the Company to or in any other person or entity, including foreign entity ("Intermediaries"), with the understanding, whether recorded in writing or otherwise, that the



Intermediary shall, whether, directly or indirectly lend or invest in other persons or entities identified in any manner whatsoever by or on behalf of the Company ("Ultimate Beneficiaries") or provide any guarantee, security or the like on behalf of the Ultimate Beneficiaries;

(b) The Management has represented, that, to the best of its knowledge and belief, no funds (which are material either individually or in the aggregate) have been received by the Company from any person or entity, including foreign entity ("Funding Parties"), with the understanding, whether recorded in writing or otherwise, that the Company shall, whether, directly or indirectly, lend or invest in other persons or entities identified in any manner whatsoever by or on behalf of the Funding Party ("Ultimate Beneficiaries") or provide any guarantee, security or the like on behalf of the Ultimate Beneficiaries;

(c) Based on the audit procedures that have been considered reasonable and appropriate in the circumstances, nothing has come to our notice that has caused us to believe that the representations under sub-clause (i) and (ii) of Rule 11(e), as provided under (a) and (b) above, contain any material misstatement.

v. As stated in Note 13.5 and 47 to the standalone financial statements

(a) The final dividend proposed in the previous year, declared and paid by the Company during the year is in accordance with Section 123 of the Act, as applicable.

(b) The Board of Directors of the Company have proposed final dividend for the year which is subject to the approval of the members at the ensuing Annual General Meeting. The amount of dividend proposed is in accordance with section 123 of the Act, as applicable.

2. As required by the Companies (Auditor's Report) Order, 2020 ("the Order") issued by the Central Government in terms of Section 143(11) of the Act, we give in "Annexure B" a statement on the matters specified in paragraphs 3 and 4 of the Order.

For **M C Bhandari & Co.**  
Chartered Accountants  
Firm's registration number: 303002E

**Ravindra Bhandari**  
Partner  
Membership number: 97466  
UDIN: 22097466AJMNCT5555

Place: New Delhi  
Date: 24<sup>th</sup> May 2022

## ANNEXURE 'B' TO THE INDEPENDENT AUDITOR'S REPORT

(Referred to in paragraph 2 under 'Report on Other Legal and Regulatory Requirements' section of our report to the Members of Polymedicure Limited of even date)

To the best of our information and according to the explanations provided to us by the Company and the books of account and records examined by us in the normal course of audit, we state that :

- i) In respect of the Company Property, Plant and Equipment and Intangible Assets:
  - (a) (A) The company has maintained proper records showing full particulars, including quantitative details and situation of Property, Plant and Equipment and relevant details of right -of- use assets.
  - (B) The company has maintained proper records showing full particulars of intangible assets.
  - (b) The company has a program of physical verification of Property, Plant and Equipment and right-of-use of assets so as to cover all the assets once every three years which, in our opinion, is reasonable having regard to the size of the company and the nature of its assets. Pursuant to the program, certain Property, Plant and Equipment were due for verification during the year and were physically verified by the Management during the year. According to the information and explanations given to us, no material discrepancies were noticed on such verification.
  - (c) Based on our examination of the property tax receipts and lease agreement for land on which building is constructed, registered sale deed/ transfer deed/ conveyance deed provided to us, we report that, the title in respect of self – constructed buildings and title deeds of all other immovable properties (other than properties where the company is the lessee and the lease agreements are duly executed in favor of the lessee), disclosed in the financial statements included under Property, Plant and Equipment are held in the name of the company as at the balance sheet date other than four investment properties ( WDV Rs. 265.88 lacs) for which conveyance deed is pending for execution.
  - (d) The company has not revalued any of its Property, Plant and Equipment (including right-of-use of assets) and intangible assets during the year.
  - (e) No proceedings have been initiated during the year or are pending against the Company as at March 31, 2022 for holding any benami property under the Benami Transactions (Prohibition) Act, 1988 (as amended in 2016)" and rules made thereunder.
- ii) (a) According to the information and explanations given to us and on the basis of our examination of records of the Company, physical verification of the inventory has been conducted at reasonable intervals by the management and the coverage and procedure of such verification by the management is appropriate. There are no discrepancies of 10% or more in the aggregate for each class of inventory and have been properly dealt with in the books of accounts
- (b) The Company has been sanctioned working capital limits in excess of Rs.5 crore, in aggregate, at any points of time during the year, from banks or financial institutions on the basis of security of current assets and the quarterly return or statements filed by the company with such banks or financial institutions are in agreement with the books of

accounts of the company.

- iii) The Company has/had made investments in, subsidiaries/ associates and also in debt funds. The Company has not granted unsecured loans during the year. The investments made earlier/ during the year in subsidiaries/ associates company and in debt funds is not prejudicial to the interest of the company.

The company has not provided any guarantee or security or granted any loan or advances in the nature of loans, secured or unsecured, to companies, firms, Limited Liability Partnerships or any other parties.

- iv) In our opinion and according to the information and explanations given to us, there are no loans, investments, guarantees and securities granted during the year in respect of which provisions of section 185 and 186 of the Companies Act, 2013 are applicable.
- v) The Company has not accepted any deposits or amounts which are deemed to be deposits. Hence, reporting under clause 3(v) of the Order is not applicable.
- vi) We have broadly reviewed the books of accounts maintained by the company pursuant to the rules made by the Central

Government for the maintenance of cost records under section 148 (i) of the Companies Act, 2013 and are of the opinion that prima facie, the prescribed accounts and records have been made and maintained, however, we have not made a detailed examination of such cost records.

- vii) In respect of Statutory Dues:

- a) In our opinion, the Company has generally been regular in depositing undisputed statutory dues, including Goods and services tax, provident fund, Employees State insurance, Income tax, Sales Tax, duty of Custom, duty of Excise, value Added Tax, Cess and other material statutory dues applicable to it with the appropriate authorities.

There were no undisputed amounts payable in respect of Goods and Services Tax, provident Fund, Employees State Insurance, Income Tax, sales Tax, Service Tax, duty of custom, duty of Excise, Value Added Tax, Cess and other material statutory dues in arrears as at March 31, 2022 for a period of more than six months from the date they became payable.

- b) Details of statutory dues referred to in sub-clause (a) above which have not been deposited as on March 31, 2022 on account of disputes are given below:

Nature of the statute	Nature of dues	Forum where dispute is pending	Period to which the amount relates	Amount Rs. In Lacs
Income Tax Act 1961	Penalty demand	National Faceless Appeal Centre	AY 2017-18	93.80

- viii) There were no transactions relating to previously unrecorded income that have been surrendered or disclosed as income during the year in the tax assessments under the Income Tax Act, 1961 (43 Of 1961) .

- ix) a) The Company has not been defaulted in repayment of loans or other borrowings or in the payment of interest thereon to any lender.

b) The Company has not been declared wilful defaulter by any bank or financial institution or government or any other authority.

c) The term loans were applied for the purpose for which the loan was obtained.

d) On an overall examination of the financial statements of the Company, funds raised on short- term basis have, prima facie, not been used during the year for long- term purposes by the Company.

e) On an overall examination of the financial statements of the Company, the Company has not taken any funds from any entity or person on account of or to meet the obligations of its subsidiaries or associates.

f) The Company has not raised any loans during the year on the pledge of securities held in its subsidiaries or associate company.

- x) a) The Company has not raised money by initial public offer or further public offer (including debt instruments) during the year and hence reporting under clause 3(x)(a) of the Order is not applicable.

b) During the year, the Company has not made any preferential allotment or private placement of shares or convertible debentures (fully or partly or optionally) and hence reporting under clause 3(x)(b) of the Order is not applicable.

- xi) a) No fraud by the Company and no material fraud on the Company has been noticed or reported during the year.

b) No report under sub section (12) of section 143 of the Companies Act has been filed in Form ADT-4 as prescribed under Rule 13 of Companies (Audit and Auditors) Rules, 2014 with the Central Government, during the year and upto the date of this report.

c) As represented to us by the management, there are no whistle blower complaints received by the Company during the year (and upto the date of this report).

- xii) The Company is not a Nidhi Company and hence reporting under clause (xii) of the Order is not applicable.

- xiii) In our opinion, the Company is in compliance with the Section 177 and 188 of the Companies Act, 2013 with respect to applicable transactions with the related parties and the details of related party transactions have been disclosed in the standalone financial statements as required by the applicable accounting standards.

- xiv) a) In our opinion the Company has an adequate internal audit system commensurate with the size and the nature of its business.

b) We have considered, the internal audit reports for the year under audit, issued to the Company during the year and till date, in determining the nature, timing and extent of our audit procedures.

- xv) In our opinion during the year the Company has not entered into any non-cash transactions with its Directors or persons connected with its directors and hence provisions of section 192 of the Companies Act, 2013 are not applicable to the Company.

- xvi) a) In our opinion, the Company is not required to be registered

under section 45-IA of the Reserve Bank of India Act, 1934. Hence, reporting under clause 3(xvi)(a),(b) and (c) of the Order is not applicable.

b) In our opinion, there is no core investment company within the Group (as defined in the Core Investment Companies (Reserve Bank) Directions, 2016) and accordingly reporting under clause 3(xvi)(d) of the Order is not applicable.

- xvii) The Company has not incurred cash losses during the financial year covered by our audit and the immediately preceding financial year.
- xviii) There has been no resignation of statutory auditors of the Company during the year.
- xix) On the basis of the financial ratios, ageing and expected dates of realization of financial assets and payment of financial liabilities, other information accompanying the financial statements and our knowledge of the Board of Directors and Management plans and based on our examination of the evidence supporting the assumptions, nothing has come to our attention, which causes us to believe that any material uncertainty exists as on the date of audit report indicating that company is not capable of meeting its liabilities existing at the date of balance sheet as and when they fall due within a period of one year from the balance sheet date. We, however, state that this is not an assurance as to the future viability of the Company. We further state that our reporting is based on the facts up to the date of the audit report and we neither give any guarantee nor any assurance that all liabilities falling due within a period of one year from the balance sheet date, will get discharged by the Company as and when they fall due.
- xx) a) There are no unspent amounts towards Corporate Social Responsibility (CSR). Accordingly, reporting under clause 3(xx) (a) of the Order is not applicable for the year.
- b) There are no ongoing projects, requiring transfer of unspent Corporate Social Responsibility (CSR) amount as at the end of previous financial year, to a special account within a period of 30 days from the end of the said financial year in compliance with the provision of section 135(6) of the Act.

For **M C Bhandari & Co.**  
Chartered Accountants  
**Firm's registration number: 303002E**

**Ravindra Bhandari**  
Partner  
Membership number: 097466  
UDIN : 22097466AJMNCT5555

Place: New Delhi  
Date: 24<sup>th</sup> May 2022

## Annexure - A to the Auditors' Report, Report on the Internal

### Financial Controls under Clause (i) of Sub-section 3 of Section 143 of the Companies Act, 2013 ("the Act")

We have audited the internal financial controls over financial reporting of **Poly Medicare Limited** ("the Company") as of 31st March 2022 in conjunction with our audit of the standalone financial statements of the Company for the year ended on that date.

### Management's Responsibility for Internal Financial Controls

The Company's management is responsible for establishing and maintaining internal financial controls based on the internal control over financial reporting criteria established by the Company considering the essential components of internal control stated in the Guidance Note on Audit of Internal Financial Controls over Financial Reporting issued by the Institute of Chartered Accountants of India ('ICAI'). These responsibilities include the design, implementation and maintenance of adequate internal financial controls that were operating effectively for ensuring the orderly and efficient conduct of its business, including adherence to company's policies, the safeguarding of its assets, the prevention and detection of frauds and errors, the accuracy and completeness of the accounting records, and the timely preparation of reliable financial information, as required under the Companies Act, 2013.

### Auditors' Responsibility

Our responsibility is to express an opinion on the Company's internal financial controls over financial reporting based on our audit. We conducted our audit in accordance with the Guidance Note on Audit of Internal Financial Controls over Financial Reporting (the "Guidance Note") and the Standards on Auditing, issued by ICAI and deemed to be prescribed under section 143(10) of the Companies Act, 2013, to the extent applicable to an audit of internal financial controls, both applicable to an audit of Internal Financial Controls and, both issued by the Institute of Chartered Accountants of India. Those Standards and the Guidance Note require that we comply with ethical requirements and plan and perform the audit to obtain reasonable assurance about whether adequate internal financial controls over financial reporting was established and maintained and if such controls operated effectively in all material respects.

Our audit involves performing procedures to obtain audit evidence about the adequacy of the internal financial controls system over financial reporting and their operating effectiveness. Our audit of internal financial controls over financial reporting included obtaining an understanding of internal financial controls over financial reporting, assessing the risk that a material weakness exists, and testing and evaluating the design and operating effectiveness of internal control based on the assessed risk. The procedures selected depend on the auditor's judgment, including the assessment of the risks of material misstatement of the financial statements, whether due to fraud or error.

We believe that the audit evidence we have obtained is sufficient and appropriate to provide a basis for our audit opinion on the Company's internal financial controls system over financial reporting.

### Meaning of Internal Financial Controls over Financial Reporting

A company's internal financial control over financial reporting is a process designed to provide reasonable assurance regarding the reliability of financial reporting and the preparation of Standalone financial statements for external purposes in accordance with generally accepted accounting principles. A company's internal financial control over financial reporting includes those policies and procedures that (1) pertain to the maintenance of records that, in reasonable detail, accurately and fairly reflect the transactions and dispositions of the assets of the company; (2) provide reasonable

assurance that transactions are recorded as necessary to permit preparation of financial statements in accordance with generally accepted accounting principles, and that receipts and expenditures of the company are being made only in accordance with authorizations of management and directors of the company; and (3) provide reasonable assurance regarding prevention or timely detection of unauthorized acquisition, use, or disposition of the company's assets that could have a material effect on the Standalone financial statements.

#### **Inherent Limitations of Internal financial Controls over financial Reporting**

Because of the inherent limitations of internal financial controls over financial reporting, including the possibility of collusion or improper management override of controls, material misstatements due to error or fraud may occur and not be detected. Also, projections of any evaluation of the internal financial controls over financial reporting to future periods are subject to the risk that the internal financial control over financial reporting may become inadequate because of changes in conditions, or that the degree of compliance with the policies or procedures may deteriorate.

#### **Opinion**

In our opinion, the Company has, in all material respects, an adequate internal financial controls system over financial reporting and such internal financial controls over financial reporting were operating effectively as at 31st March 2022, based on the internal control over financial reporting criteria established by the Company considering the essential components of internal control stated in the Guidance Note on Audit of Internal Financial Controls Over Financial Reporting issued by the Institute of Chartered Accountants of India.

For **M C Bhandari & Co.**  
Chartered Accountants  
Firm's registration number: 303002E

**Ravindra Bhandari**  
Partner  
Membership number: 097466  
UDIN : 22097466AJMNCT5555

Place: New Delhi  
Date: 24<sup>th</sup> May 2022



**Poly Medicare Limited**  
CIN: L40300DL1995PLC066923

**Standalone Balance Sheet as at 31st March 2022**

(₹ in lacs)

Particulars	Note No.	As at 31 March 2022	As at 31 March 2021
<b>ASSETS</b>			
<b>1 Non-current assets</b>			
(a) Property, plant and equipment	2	43,163.34	36,723.76
(b) Capital work-in-progress	2	3,710.94	1,474.29
(c) Right of Use Asset	2	115.20	216.58
(d) Investment Properties	3	386.88	452.82
(e) Intangible assets	2	1,466.99	1,556.17
(f) Intangible assets under development		586.22	643.34
(g) Financial Assets			
(i) Investment in subsidiaries/associates	4	4,693.91	3,979.85
(ii) Other Investments	5	-	-
(iii) Other financial assets	7	2,347.40	5,515.20
(h) Other non-current assets	8	2,825.99	810.94
<b>Total non-current assets</b>		<b>59,296.87</b>	<b>51,372.95</b>
<b>2 Current assets</b>			
(a) Inventories	9	15,023.81	10,938.27
(b) Financial assets			
(i) Investments	5	33,659.72	34,501.25
(ii) Trade receivables	10	19,146.00	14,892.06
(iii) Cash and cash equivalents	11	63.33	279.47
(iv) Bank balances other than (iii) above	12	767.85	2,460.87
(v) Loans	6	34.16	33.30
(vi) Other financial assets	7	341.41	226.42
(c) Other current assets	8	5,063.08	4,036.60
<b>Total current assets</b>		<b>74,099.36</b>	<b>67,368.24</b>
<b>TOTAL ASSETS</b>		<b>133,396.23</b>	<b>118,741.19</b>
<b>EQUITY AND LIABILITIES</b>			
<b>EQUITY</b>			
(a) Equity share capital	13	4,795.02	4,794.03
(b) Other equity	14	102,902.42	90,606.91
<b>Total equity</b>		<b>107,697.44</b>	<b>95,400.94</b>

<b>LIABILITIES</b>			
<b>1</b>	<b>Non-current liabilities</b>		
	(a) Financial liabilities		
	(i) Borrowings	15	3,056.34
	(ii) Lease Liabilities		37.96
	(iii) Other financial liabilities	16	52.35
	(b) Provisions	17	286.05
	(c) Government Grants		325.57
	(d) Deferred tax liabilities (Net)	18	1,613.34
	<b>Total non-current liabilities</b>		<b>5,371.61</b>
<b>2</b>	<b>Current liabilities</b>		
	(a) Financial liabilities		
	(i) Borrowings	19	7,877.20
	(ii) Lease Liabilities		105.43
	(iii) Trade payables	20	
	a) total outstanding dues of micro enterprises and small enterprises		1,568.68
	b) total outstanding dues of creditors other than micro enterprises and small enterprises		6,218.88
	(iv) Other financial liabilities	21	2,492.52
	(b) Other current liabilities	22	2,029.68
	(c) Provisions	17	34.79
	(d) Current tax liabilities (net)	23	-
	<b>Total current liabilities</b>		<b>20,327.18</b>
<b>TOTAL EQUITY AND LIABILITIES</b>			<b>133,396.23</b>
			<b>118,741.19</b>

Significant accounting policies

a-ab

The accompanying notes are integral part of the Standalone financial statements.

1 - 50

As per our Auditors' report of even date annexed  
For **M C Bhandari & Co. ( Reg No.303002E)**  
Chartered Accountants

**For and on behalf of the Board of Directors**

Ravindra Bhandari  
Partner  
Membership No. 097466

Himanshu Baid  
Mangingng Director  
DIN : 00014008

Rishi Baid  
Joint Mangingng Director  
DIN : 00048585

Place : New Delhi  
Date: 24<sup>th</sup> May 2022

Naresh Vijayvargiya  
CFO

Avinash Chandra  
Company Secretary

**Poly Medicare Limited**  
CIN: L40300DL1995PLC066923

**Standalone Statement of Profit and Loss for the year ended 31st March, 2022**

(₹ in lacs)

Particulars	Note No.	Year ended 31 March 2022	Year ended 31 March 2021
<b>INCOME</b>			
Revenue from operations	24	87,935.76	74,738.24
Other income	25	3,872.87	1,928.82
<b>Total Income</b>		<b>91,808.63</b>	<b>76,667.06</b>
<b>EXPENSES</b>			
Cost of materials consumed	26	33,128.06	24,570.43
Purchases of Stock-in-Trade		1,065.61	308.32
Changes in inventories of finished goods, work-in-progress and Stock-in-Trade	27	(1,410.02)	(202.92)
Employee benefits expense	28	14,989.39	13,074.22
Research and development expenses	29	1,874.66	1,314.18
Finance cost	30	360.70	791.17
Depreciation and amortization expense	31	5,254.01	4,631.42
Other expenses	32	17,074.71	14,841.92
<b>Total Expenses</b>		<b>72,337.12</b>	<b>59,328.74</b>
<b>Profit before tax</b>		<b>19,471.51</b>	<b>17,338.32</b>
<b>Tax expenses:</b>			
(1) Current tax		4,628.18	4,410.71
(2) Deferred tax		265.99	(8.34)
(3) Tax adjustment for earlier years (net)		(24.37)	(15.22)
<b>Total tax expenses</b>	<b>33</b>	<b>4,869.80</b>	<b>4,387.15</b>
<b>Profit after tax</b>		<b>14,601.71</b>	<b>12,951.17</b>
Other comprehensive income			
Items that will not be reclassified to profit and loss			
Actuarial gains/(losses) of defined benefit plan		31.69	13.98
Tax impacts on above		(7.98)	(3.52)
<b>Other comprehensive income for the year (net of tax)</b>		<b>23.71</b>	<b>10.46</b>
<b>Total comprehensive income (Comprising profit after tax and other comprehensive income for the year)</b>		<b>14,625.42</b>	<b>12,961.63</b>
<b>Earnings per equity share: (Face value 5 each) in rupees</b>	<b>40</b>		
Basic		<b>15.23</b>	<b>14.54</b>
Diluted		<b>15.22</b>	<b>14.53</b>
<b>Weighted average number of equity shares used in computing earnings per equity share</b>			
Basic		<b>95,888,694</b>	<b>89,083,537</b>
Diluted		<b>95,964,194</b>	<b>89,155,423</b>
Significant accounting policies	a-ab		
The accompanying notes are integral part of the Standalone financial statements.	1 - 50		

As per our Auditors' report of even date annexed  
For **M C Bhandari & Co. ( Reg No.303002E)**  
Chartered Accountants

For and on behalf of the Board of Directors

Ravindra Bhandari  
Partner  
Membership No. 097466

Himanshu Baid  
Manging Director  
DIN : 00014008

Rishi Baid  
Joint Manging Director  
DIN : 00048585

Place : New Delhi  
Date: 24<sup>th</sup> May 2022

Naresh Vijayvargiya  
CFO

Avinash Chandra  
Company Secretary

**Poly Medicure Limited**  
CIN: L40300DL1995PLC066923

**Standalone Statement of Cash Flow for the year ended 31 March 2022**

(₹ in Lacs)

Particulars	Year ended 31 March 2022	Year ended 31 March 2021
<b>A CASH FLOWS FROM OPERATING ACTIVITIES</b>		
<b>Profit before tax and exceptional items</b>	<b>19,471.51</b>	<b>17,338.32</b>
<b>Adjusted for:</b>		
Depreciation and amortisation	5,254.01	4,631.42
Interest expense	360.70	791.17
Dividend/ Governing Council Share	(85.17)	(79.40)
Interest income	(196.81)	(308.33)
Loss/(profit) on sale of fixed assets, net	(53.05)	(0.72)
Debts/advances written off	66.06	17.99
Provision for doubtful debts and advances	-	24.46
Credit balances no longer required, written back	(36.89)	(1.67)
Deferred employee compensation expenses (net)	93.10	64.73
Unrealised foreign exchange (gain) /loss	(287.94)	10.29
Other Comprehensive Income	31.69	13.98
Ind AS Adjustment for Unrealised Gain on Mutual Fund	(960.03)	(351.36)
Ind AS Adjustment on Govt. Grant & Subsidy	(196.53)	(109.41)
Ind AS Adjustment for Interest Income on Financial Assets	(30.53)	(28.16)
Ind AS Adjustment on Forward Contracts (Net)	(52.07)	(215.76)
Ind AS Adjustment for Deferred Processing fees	23.54	31.17
Non cash misc income	(74.00)	-
Ind AS Adjustment for Interest on Security Deposit against Rent	4.08	3.88
<b>Operating profit before working capital changes</b>	<b>23,331.68</b>	<b>21,832.60</b>
<b>Movement in working capital</b>		
Decrease/(increase) in inventories	(4,085.54)	(841.85)
Decrease/ (increase) in sundry debtors	(4,247.84)	(3,290.36)
Decrease/(Increase) in financial assets	6.14	89.72
Decrease/(Increase) in other assets	(1,036.75)	(1,046.23)
Increase/ (decrease) in trade payables	2,195.58	(250.74)
Increase/ (decrease) in other financial liabilities	127.60	54.98
Increase/ (decrease) in other liabilities	976.36	(436.52)
Increase/ (decrease) in provisions	45.59	(57.79)
<b>Cash generated from operations</b>	<b>17,312.82</b>	<b>16,053.80</b>
Direct taxes paid (net of refunds)	(4,686.36)	(4,414.16)
<b>Net cash from operating activities</b>	<b>12,626.46</b>	<b>11,639.64</b>
<b>B CASH FLOWS FROM INVESTING ACTIVITIES</b>		
Purchase of fixed assets (including capital advances)	(15,180.20)	(9,395.22)
(Purchase)/Sale of Investments (net)	1,087.50	(32,334.69)
Proceeds from / (Investment in) Fixed Deposits (net)	4,652.76	(2,108.16)
Proceeds from sale of fixed assets	151.40	61.44
Dividend/Governing share received	31.89	59.79
Interest income	385.21	275.67
<b>Net cash used for investing activities</b>	<b>(8,871.43)</b>	<b>(43,441.17)</b>



(₹ in Lacs)

Particulars	Year ended 31 March 2022	Year ended 31 March 2021		
<b>C CASH FLOWS FROM FINANCING ACTIVITIES</b>				
Proceeds from (Repayment) of borrowings / deferred payment liabilities (net)	(1,125.36)	(6,520.48)		
Proceeds from Share Allotments	9.89	40,000.00		
Share issue expenses adjusted against securities premium (net off GST of Rs.105.59 lacs) -		(693.50)		
Repayment of Lease Liabilities and Interest thereon	(114.00)	(114.00)		
Dividend Paid	(2,391.56)	-		
Interest / Finance charges paid	(350.14)	(780.48)		
<b>Net cash generated/ (used for) financing activities</b>	<b>(3,971.17)</b>	<b>31,891.54</b>		
Net increase/(decrease) in cash and cash equivalents (A+B+C)	(216.14)	90.01		
Cash and cash equivalents at the beginning of the year	279.47	189.46		
<b>Cash and cash equivalents at the end of the year</b>	<b>63.33</b>	<b>279.47</b>		
<b>COMPONENTS OF CASH AND CASH EQUIVALENTS</b>				
Balances with Banks in current account	37.73	266.66		
Cash on hand (including foreign currency notes)	25.60	12.81		
Fixed deposits with banks, having original maturity of three months or less -	-	-		
Cash and cash equivalents at the end of the year	63.33	279.47		
<b>RECONCILIATION STATEMENT OF CASH AND BANK BALANCES</b>		(₹ in Lacs)		
	<b>As at 31 March 2022</b>	<b>As at 31 March 2021</b>		
<b>Cash and cash equivalents at the end of the year as per above</b>	<b>63.33</b>	<b>279.47</b>		
Add: Balance with banks in dividend / unclaimed dividend accounts	36.27	30.82		
Add: Fixed deposits with banks, having maturity period for less than twelve months	731.58	2,430.05		
Add: Fixed deposits with banks (lien marked)	818.16	697.03		
Add: Fixed deposits with banks, having maturity period for more than twelve months	1,064.63	4,145.50		
<b>Cash and bank balances as per balance sheet (refer note 7, 11 and 12)</b>	<b>2,713.97</b>	<b>7,582.87</b>		
<b>DISCLOSURE AS REQUIRED BY IND AS 7</b>		(₹ in Lacs)		
<b>Reconciliation of liabilities arising from financing activities</b>				
<b>31-Mar-22</b>	<b>Opening Balance</b>	<b>Cash Flow</b>	<b>Non Cash Flow Changes</b>	<b>Closing Balance</b>
Short term secured borrowing	6,295.80	1,684.38	(102.98)	7,877.20
Long term secured borrowing	5,973.95	(2,809.74)	(107.87)	3,056.34
Total liabilities from financing activities	12,269.75	(1,125.36)	(210.85)	10,933.54
<b>31-Mar-21</b>	<b>Opening Balance</b>	<b>Cash Flow</b>	<b>Non Cash Flow Changes</b>	<b>Closing Balance</b>
Short term secured borrowing	7,903.68	(1,488.05)	(119.83)	6,295.80
Long term secured borrowing	11,057.41	(5,032.43)	(51.03)	5,973.95
Total liabilities from financing activities	18,961.09	(6,520.48)	(170.86)	12,269.75

**Notes**

This is the Cash Flow Statement referred to in our report of even date.

The above Standalone cash Flow statement should be read in conjunction with the accompanying notes

As per our Auditors' report of even date annexed  
For **M C Bhandari & Co. ( Reg No.303002E)**  
Chartered Accountants

**For and on behalf of the Board of Directors**

Ravindra Bhandari  
Partner  
Membership No. 097466

Himanshu Baid  
Manging Director  
DIN : 00014008

Rishi Baid  
Joint Manging Director  
DIN : 00048585

Place : New Delhi  
Date: 24<sup>th</sup> May 2022

Naresh Vijayvargiya  
CFO

Avinash Chandra  
Company Secretary

**Standalone Statement of Changes in Equity for the year ended 31st March 2022**

<b>A. Equity share capital</b>					(₹ in Lacs)		
Balance at the 1 April 2021	Changes in Equity Share Capital due to prior period errors	Restated balance as at 1 April 2021	Changes in equity share capital during the year	Balance as at 31 March 2022			
4,794.03	-	4,794.03	0.99	4,795.02			
Balance at the 1 April 2020	Changes in Equity Share Capital due to prior period errors	Restated balance as at 1 April 2020	Changes in equity share capital during the year	Balance as at 31 March 2021			
4,412.35	-	4,412.35	381.68	4,794.03			
<b>B. Other equity</b>					(₹ in Lacs)		
Particulars	Reserves and surplus					Other comprehensive income	Total
	Capital Reserve	Securities Premium	Share Based Payment Reserve Account	General Reserve	Retained Earnings	Re-measurement of defined benefit plan	
<b>Balance as at 1 April 2020</b>	<b>46.98</b>	<b>69.35</b>	<b>13.89</b>	<b>18,634.83</b>	<b>19,707.24</b>	<b>43.81</b>	<b>38,516.08</b>
Profit for the year					12,951.17		12,951.17
Securities Premium received during the year (net of share issue expenses adjusted)		39,064.45					39,064.45
Other comprehensive income (net of taxes)						10.46	10.46
Transfer from retained earnings to General reserve				2,500.00	(2,500.00)		-
Addition/(deduction) during the year (Net of Lapses)			64.74				64.74
Final Dividend / Dividend tax adjusted							-
<b>Balance as at 31 March 2021</b>	<b>46.98</b>	<b>39,133.80</b>	<b>78.63</b>	<b>21,134.83</b>	<b>30,158.41</b>	<b>54.27</b>	<b>90,606.91</b>
<b>Balance as at 1 April 2021</b>	<b>46.98</b>	<b>39,133.80</b>	<b>78.63</b>	<b>21,134.83</b>	<b>30,158.41</b>	<b>54.27</b>	<b>90,606.90</b>
Profit for the year					14,601.71		14,601.71
Securities Premium received during the year		28.12					28.12
Adjustment of deferred tax amount on share issue expenses adjusted out of securities premium account		(34.91)					(34.91)
Other comprehensive income (net of taxes)						23.71	23.71
Transfer from retained earnings to General reserve				2,500.00	(2,500.00)		-
Addition/(deduction) during the year (Net of Lapses)			73.88				73.88
Final Dividend / Dividend tax adjusted					(2,397.01)		(2,397.01)
<b>Balance as at 31 March 2022</b>	<b>46.98</b>	<b>39,127.01</b>	<b>152.51</b>	<b>23,634.83</b>	<b>39,863.11</b>	<b>77.98</b>	<b>102,902.42</b>

**Note:**

General Reserve has been created by transfer out of profit generated by the company and is available for distribution to shareholders.

## 2 PROPERTY, PLANT AND EQUIPMENT

Particulars	(₹ in Lacs)											Net Assets
	Freehold Land	Leasehold Land	Building	Plant & Equipment	Furniture & Fixtures	Office Equipment	Vehicles	Total Tangible	Software	Patent & Trade Marks	Total Intangible	
Gross Carrying Value as at 01.04.2020	3,039.24	862.18	6,843.52	39,246.28	506.04	785.83	975.87	52,258.97	816.27	1,655.54	2,471.81	54,730.78
Additions during the year	1,068.37	-	1,391.44	7,823.91	34.95	83.99	28.56	10,431.22	8.62	324.55	333.17	10,764.39
Deductions/Adjustments	-	-	-	140.89	-	47.83	37.46	226.18	50.52	-	50.52	276.70
Gross Carrying Value as at 31.03.2021	4,107.61	862.18	8,234.96	46,929.30	540.99	821.99	966.97	62,464.01	774.37	1,980.09	2,754.46	65,218.47
Accumulated Depreciation as at 01.04.2020	-	69.05	1,259.85	19,014.04	298.65	534.77	425.31	21,601.67	421.70	600.61	1,022.31	22,623.98
Depreciation for the year	-	9.28	241.10	3,801.33	38.77	100.26	113.79	4,304.53	71.89	154.13	226.02	4,530.55
Deductions/Adjustments	-	-	-	94.83	-	44.57	26.55	165.95	50.05	-	50.05	216.00
Accumulated Depreciation as at 31.03.2021	-	78.33	1,500.95	22,720.54	337.42	590.46	512.55	25,740.25	443.54	754.74	1,198.28	26,938.53
<b>Carrying Value as on 31.03.2021</b>	<b>4,107.61</b>	<b>783.85</b>	<b>6,734.01</b>	<b>24,208.76</b>	<b>203.57</b>	<b>231.53</b>	<b>454.42</b>	<b>36,723.76</b>	<b>330.82</b>	<b>1,225.35</b>	<b>1,556.17</b>	<b>38,279.93</b>
Gross Carrying Value as at 01.04.2021	4,107.61	862.18	8,234.96	46,929.30	540.99	821.99	966.97	62,464.01	774.37	1,980.09	2,754.46	65,218.47
Additions during the year	2,663.36	-	1,346.39	6,874.22	93.67	163.88	268.68	11,410.20	20.24	120.06	140.30	11,550.50
Deductions/Adjustments	-	-	-	497.33	-	7.89	18.29	523.51	-	-	-	523.51
Gross Carrying Value as at 31.03.2022	6,770.97	862.18	9,581.35	53,306.19	634.66	977.98	1,217.36	73,350.70	794.61	2,100.15	2,894.76	76,245.46
Accumulated Depreciation as at 01.04.2021	-	78.33	1,500.95	22,720.54	337.42	590.46	512.55	25,740.25	443.54	754.74	1,198.28	26,938.53
Depreciation for the year	-	9.28	290.78	4,354.18	40.10	119.28	116.62	4,930.24	71.11	158.37	229.48	5,159.72
Deductions/Adjustments	-	-	-	461.27	-	7.89	13.96	483.12	-	-	-	483.12
Accumulated Depreciation as at 31.03.2022	-	87.61	1,791.73	26,613.45	377.52	701.85	615.21	30,187.37	514.65	913.11	1,427.76	31,615.13
<b>Carrying Value as at 31.03.2022</b>	<b>6,770.97</b>	<b>774.57</b>	<b>7,789.62</b>	<b>26,692.74</b>	<b>257.14</b>	<b>276.13</b>	<b>602.15</b>	<b>43,163.34</b>	<b>279.96</b>	<b>1,187.04</b>	<b>1,467.00</b>	<b>44,630.34</b>

**Notes:**

2.1 Borrowing cost of Nil lacs (previous year 4.15 lacs) have been included in additions to Fixed Assets.

2.2 The estimated amortisation in intangible assets for the period subsequent to 31st March 2022 is as follows:

Year Ending March 31	Amortisation Expense ( in lacs)
2023	234.14
2024	220.78
2025	206.01
Thereafter	806.07

<b>2.3 Right of Use Asset</b>	
	<b>( in lacs)</b>
Balance as at 1st April 2021	216.58
Depreciation for the year	86.40
Adjustment on account of modification in lease term	14.98
Closing balance as at 31st March 2022	115.20

#### 2.4 Capital work-in-progress- Ageing Schedule

Ageing for capital work-in-progress as at March 31, 2022 is as follows:

(₹ in Lacs)

Capital work-in-progress	Amount in capital work-in-progress for a period of				Total
	Less than 1 year	1-2 years	2-3 years	More than 3 years	
Capital work in progress	3,578.80	111.66	12.56	7.92	3,710.94

Ageing for capital work-in-progress as at March 31, 2021 is as follows:

( in lacs)

Capital work-in-progress	Amount in capital work-in-progress for a period of				Total
	Less than 1 year	1-2 years	2-3 years	More than 3 years	
Capital work in progress	1243.42	209.21	4.59	17.07	1,474.29

#### Intangible assets under development - Ageing schedule

Ageing for intangible asset under development as at March 31, 2022 is as follows:

(₹ in Lacs)

Intangible assets under development	Amount in capital work-in-progress for a period of				Total
	Less than 1 year	1-2 years	2-3 years	More than 3 years	
Intangible asset under development	165.07	144.94	44.11	232.1	586.22

Ageing for intangible asset under development as at March 31, 2021 is as follows:

(₹ in Lacs)

Intangible assets under development	Amount in capital work-in-progress for a period of				Total
	Less than 1 year	1-2 years	2-3 years	More than 3 years	
Intangible asset under development	164.61	62.68	86.11	329.93	643.33

Intangible assets mainly represent expenditure incurred on Patents and trademarks pending for granting in favour of the company.



## Notes on Standalone Financial Statement for the Year ended 31 March 2022

(₹ in Lacs)

3	INVESTMENT PROPERTIES	As at 31 March 2022	As at 31 March 2021
	Gross balance at beginning	487.69	372.74
	Additions during the year	-	114.95
	Disposals / Deductions	74.52	-
	Depreciation for the year	7.87	8.05
	Accumulated Depreciation	(26.29)	(34.87)
	Net balance at the end of reporting period	386.88	452.82
	Fair Value	470.38	426.52
	<b>Amount recognised in Statement of Profit &amp; Loss for Investment Properties</b>	<b>Year ended 31 March 2022</b>	<b>Year ended 31 March 2021</b>
	<b>Rental Income</b>	<b>5.27</b>	<b>7.18</b>

The investment properties are leased to tenants under short term cancellation lease with rental payable on monthly basis.

**Note 1:** The investment properties consist of residential properties in India and have been categorized as investment properties based on nature of its uses. There has been no change in the valuation method adopted.

**Note 2:** The Fair value of investment property as at 31st March 2022 are based on the valuation by a Registered valuer as defined in Rule 2 of Companies (Registered valuer and Valuation) Rules, 2017 and for the year ended 31st March 2021 on the basis of available circle rates of the property of the concerned registration authority.

**Note 3:** The conveyance deed of four (PY four) Investment properties valued at Rs 265.88.Lacs (PY Rs.270.53 Lacs) are yet to be executed in favor of the company.

4	INVESTMENT IN SUBSIDIARIES AND ASSOCIATES	Non-current		Current	
		As at 31 March 2022	As at 31 March 2021	As at 31 March 2022	As at 31 March 2021
	(valued at cost unless stated otherwise)				
	Unquoted equity instruments - fully paid				
	Investment in subsidiaries				
	Poly Medicare (Laiyang) Co. Ltd. China USD 1,100,000 (previous year USD 1,100,000) Membership Interest	472.39	472.39		
	Plan 1 Health India Pvt Ltd.(9999 Equity share of Rs.10 each)	1.00	1.00		
	Poly Medicare B.V. Netherlands 1,496,666 Shares @ Euro 1 each (PY 1230000 shares)	4,131.85	3,417.79		
	Investment in associates				
	172,500 (previous Year 126,500) shares of 100 L.E (Egyptian Pound) each in Ultra for Medical Products (U.M.I.C) S.A.E., Egypt	88.67	88.67		
	<b>Total</b>	<b>4,693.91</b>	<b>3,979.85</b>	-	-
	Aggregate amount of Unquoted Investment	4,693.91	3,979.85		
	Aggregate provision for diminution in the value of Investment	-	-		
	<b>Category wise summary:</b>				
	Financial assets measured at cost (net of provision)	4,693.91	3,979.85		
	Financial assets measured at fair value through profit and loss	-	-		

(₹ in Lacs)

5	OTHER INVESTMENT	Non-current		Current	
		As at 31 March 2022	As at 31 March 2021	As at 31 March 2022	As at 31 March 2021
	Investment measured at fair value through profit and loss				
	In Liquid Mutual Funds				
	IDFC Balanced Adv Fund (G)			103.23	-
	SBI MultiAssetAlloca (G)	-	-	263.19	-
	Motilal Oswal Asset Allocation Passive Fund of Fund - Conservative			298.44	-
	Parag Parikh LF (G)			529.05	-
	Axis Short Term Fund -Regular Growth	-	-	-	266.36
	Axis Strategic Bond Fund-Regular Growth	-	-	881.11	571.03
	Axis Strategic Bond (G)	-	-	3,191.69	3,021.27
	HDFC Medium Term Debt Fund-Regular Plan-Growth	-	-	1,351.25	1,280.21
	HDFC Medium Term Debt-RP (G)	-	-	6,378.31	4,232.20
	HDFC Short Term Debt Fund - Regular Plan -Growth			-	517.76
	HDFC STerm Debt-RP (G)			-	2,414.70
	HDFC UltraShTerm (G)			-	2,416.32
	ICICI Prudential Corporate Bond Fund - Growth			-	155.59
	ICICI Prud CrRisk (G)			33.75	-
	ICICI Prudential Short Term Fund - Growth Option			-	364.42
	ICICI Prudential-Equity & Commodities Mutual Funds			37.53	33.51
	IDFC Corporate Bond (G)			283.94	4,534.70
	IDFC Corporate Bond Fund Regular Plan-Growth			-	100.95
	Kotak Asset AllocRP (G)			4,049.71	-
	Kotak Corporate Bond RP (G)			-	4,910.90
	L&T Triple AceBondRP (G)			-	253.21
	L&T Triple AceBondRP (G)			-	913.78
	L&T Ultra Short Term (G)			-	102.74
	Motilal Oswal Asset Allocation Passive Fund of Fund - Aggressive - Regular Plan			1,484.58	-
	Motilal oswal asset allocation passive fund of funds	-	-	157.88	-
	Motilal oswal ultra short term fund direct growth	-	-	104.99	-
	NIPPON INDIA Liquid (G)	-	-	300.08	-
	NIPPON INDIA Corporate Bond Fund(G)	-	-	4,768.90	4,530.68
	SBI Magnum Medium Duration (G)	-	-	-	2,212.49
	SBI Magnum Medium Duration Fund Regular Growth	-	-	381.16	363.42
	SBI MagUltShoRegCash (G)	-	-	-	805.04
	Parag Parikh Flexi Cap Fund - Regular Plan - Growth			1,484.63	-
	ICICI Prud CrRisk (G)			1,520.83	-
	SBI MagMediDur (G)			2,945.88	-
	SBI MultiAssetAlloca (G)			1,146.09	-
	Motilal Oswal Asset Allocation Passive Fund of Fund - Conservative - Regular Plan			503.53	-
	IDFC Balanced Adv Fund (G)			874.98	-
	True Beacon AIF Scheme 1 (Category III)			484.49	-
	SBI Short Term Debt Fund Regular Plan-Growth	-	-	-	499.98
	Invesco India Banking & PSU Debt Fund - Direct Plan Growth GI	-	-	100.47	-
	<b>Total</b>	-	-	<b>33,659.72</b>	<b>34,501.25</b>

Aggregate amount of Unquoted Investment	-	-	33,659.72	34,501.25
Aggregate provision for diminution in the value of Investment	-	-	-	-
Category wise summary:				
Financial assets measured at amortised cost (net of provision)	-	-	-	-
<b>Financial assets measured at fair value through profit and loss</b>	-	-	<b>33,659.72</b>	<b>34,501.25</b>

- 5.1 Investments made by the company other than those with a maturity of less than one year, are intended to be held for long term.
- 5.2 In absence of the active market and non-availability of quotes on recognised stock exchange, investment in fixed maturity plan and liquid mutual funds are disclosed as unquoted and fair value is assessed based on NAV of respective funds.

(₹ in Lacs)

6	LOANS	Non-current		Current	
		As at 31 March 2022	As at 31 March 2021	As at 31 March 2022	As at 31 March 2021
	Considered good- Unsecured:				
	Loans and advances to employees	-	-	34.16	33.30
	<b>Total</b>	-	-	<b>34.16</b>	<b>33.30</b>

(₹ in Lacs)

7	OTHER FINANCIAL ASSETS	Non-current		Current	
		As at 31 March 2022	As at 31 March 2021	As at 31 March 2022	As at 31 March 2021
	(Unsecured, considered good, unless stated otherwise)				
	Security Deposits				
	Considered good	426.41	488.99	134.22	60.75
	Considered doubtful	-	-	6.68	6.68
	Less: Provision for doubtful deposits	-	-	(6.68)	(6.68)
	Interest accrued on bank deposits / Advances	38.20	183.68	18.44	61.36
	Dividend / Governing council share from associates	-	-	118.35	65.07
	Gain on outstanding forward contracts receivable	-	-	40.22	-
	Other receivable #	-	-	30.18	39.24
	Non-current bank balances (refer note 12)	1,882.79	4,842.53	-	-
	<b>Total</b>	<b>2,347.40</b>	<b>5,515.20</b>	<b>341.41</b>	<b>226.42</b>

# Includes 2.33 lacs ( 2.33 lacs) paid under protest for enhanced cost of land, contested in Hon'ble Punjab and Haryana High Court.

7.1	Movement in the provision for doubtful deposits	As at 31 March 2022	As at 31 March 2021
	Balance at the beginning of the year	6.68	8.68
	Movement in the amount of provision (Net)	-	(2.00)
	Balance at the end of the year	6.68	6.68

(₹ in Lacs)

8	OTHER ASSETS	Non-current		Current	
		As at 31 March 2022	As at 31 March 2021	As at 31 March 2022	As at 31 March 2021
	(Unsecured, considered good, unless stated otherwise)				
	Capital Advances				
	Considered Good	2,718.09	769.30	-	-

Considered Doubtful	116.36	116.36	-	-
Less: Provision for doubtful advances	(116.36)	(116.36)	-	-
Other loans and advances				
Advance for goods / services				
Considered Good	-	-	976.13	750.58
Balance with revenue authorities	-	-	2,214.61	1,389.34
Advance tax/ tax deducted at source (net of provision)	40.59	14.27	-	-
Prepaid Expenses	67.31	27.37	358.26	293.85
GST, Excise Duty, Service tax and VAT refundable	-	-	901.03	923.30
Export benefits receivable	-	-	613.05	679.53
<b>Total</b>	<b>2,825.99</b>	<b>810.94</b>	<b>5,063.08</b>	<b>4,036.60</b>

<b>8.1 Movement in provision for doubtful advances</b>	<b>As at 31 March 2022</b>	<b>As at 31 March 2021</b>
Balance at the beginning of the year	116.36	97.50
Movement in amount of provision (Net)	-	18.86
Provisions written off	-	-
<b>Balance at the end of the year</b>	<b>116.36</b>	<b>116.36</b>

(₹ in Lacs)

<b>9 INVENTORIES</b>	<b>As at 31 March 2022</b>	<b>As at 31 March 2021</b>
(Valued at lower of cost and net realizable value)		
Raw Materials including packing materials	9,033.57	6,609.88
Goods-in transit	636.42	444.76
Work-in-progress	1,720.76	1,576.50
Finished Goods	2,482.28	1,591.85
Stock-in-trade	468.66	93.32
Stores and spares	682.12	621.96
<b>Total</b>	<b>15,023.81</b>	<b>10,938.27</b>

(₹ in Lacs)

<b>10 TRADE RECEIVABLES</b>	<b>As at 31 March 2022</b>	<b>As at 31 March 2021</b>
Considered good- Unsecured	19,146.00	14,892.06
Considered Doubtful	34.41	38.18
Less: Provision for Doubtful Debts	(34.41)	(38.18)
<b>Total</b>	<b>19,146.00</b>	<b>14,892.06</b>

<b>Particulars</b>	<b>As at 31 March 2022</b>	<b>As at 31 March 2021</b>
Trade receivable includes:		
Due from Plan 1 Health SRL, Italy, being step-subsiary	172.91	144.72
Due from Ultra For Medical Products (UMIC), being associate company	419.48	382.41
<b>Movement in the provision for doubtful debts</b>	<b>As at 31 March 2022</b>	<b>As at 31 March 2021</b>
Balance at the beginning of the year	38.18	30.58
Addition/(Deletion)	-3.77	9.87
Written off out of Provision	-	(2.27)
Balance at the end of the year	34.41	38.18





(₹ in Lacs)			
11	CASH AND CASH EQUIVALENTS	As at 31 March 2022	As at 31 March 2021
	Balances with Banks		
	In current accounts	37.73	266.66
	In deposit accounts, with less than 3 months maturity period	-	-
	Cash on hand (including foreign currency notes)	25.60	12.81
	<b>Total</b>	<b>63.33</b>	<b>279.47</b>

There are no repatriation restrictions with regard to cash & cash equivalents as at the end of reporting year and prior year.

12	OTHER BANK BALANCES	Non-current		Current	
		As at 31 March 2022	As at 31 March 2021	As at 31 March 2022	As at 31 March 2021
	Unclaimed dividend accounts		-	36.27	30.82
	Held as margin money	818.16	697.03	-	-
	Deposits with more than 3 months but less than 12 months maturity period			731.58	2,430.05
	Deposits with more than 12 months maturity period	1,064.63	4,145.50		
	Amount disclosed under the head "other Non Current Financial Assets" (Refer note 7)	(1,882.79)	(4,842.53)		
	<b>Total</b>	<b>-</b>	<b>-</b>	<b>767.85</b>	<b>2,460.87</b>

13	EQUITY SHARE CAPITAL	As at 31 March 2022		As at 31 March 2021	
		No. of Shares	in Lacs	No. of Shares	in Lacs
	Authorized share Capital				
	Equity Shares of ₹ 5 each	120,000,000	6,000.00	120,000,000	6,000.00
	Issued, subscribed & paid up shares				
	Equity Shares of ₹ 5 each fully paid up	95,900,342	4,795.02	95,880,567	4,794.03
	<b>Total</b>	<b>95,900,342</b>	<b>4,795.02</b>	<b>95,880,567</b>	<b>4,794.03</b>

### 13.1 Reconciliation of the shares outstanding at the beginning and at the end of the reporting year

Particulars	As at 31 March 2022		As at 31 March 2021	
	No. of Shares	in Lacs	No. of Shares	in Lacs
At the beginning of the year	95,880,567	4,794.03	88,246,980	4,412.35
Add: Issued during the year by way of ESOP	19,775	0.99	-	-
Add: Issued during the year by way of QIP		-	7,633,587	381.68
Outstanding at the end of year	95,900,342	4,795.02	95,880,567	4,794.03

### 13.2 Terms/rights attached to equity shares

The Company has only one class of equity shares having a par value of ₹ 5 (₹ 5). Each holder of equity shares is entitled to one vote per share. The Company declares and pays dividends in Indian rupees. The final dividend proposed by the Board of Directors is subject to the approval of the shareholders in the ensuing Annual General Meeting.

In the event of liquidation of the Company, the holders of equity shares will be entitled to receive remaining assets of the Company, after distribution of all preferential amounts. The distribution will be in proportion to the number of equity shares held by the shareholders.

### 13.3 Details of shareholders' holding more than 5% shares in the company

Particulars	As at 31 March 2022		As at 31 March 2021	
	No. of Shares	% of Holding	No. of Shares	% of Holding
Equity Share of 5 each (Previous Year 5 each)				
M/s Ezekiel Global Business Solutions LLP	12,361,320	12.89%	12,361,320	12.89%
Mr. Rishi Baid	9,893,048	10.32%	9,993,048	10.42%
M/s Zetta Matrix Consulting LLP	8,322,160	8.68%	8,319,660	8.68%
Mr. Himanshu Baid	7,907,624	8.25%	7,907,624	8.25%

The aforesaid disclosure is based upon percentages computed separately for each class of shares outstanding, as at the balance sheet date. As per records of the company, including its register of shareholders / members and other declarations received from shareholders regarding beneficial interest, the above shareholding represents both legal and beneficial ownerships of shares.

### 13.4 Detail of Shares held by promoters at the end of the year

Disclosure of shareholding of promoters as at March 31,2022 is as follows:

S. No	Promoter name	As at March 31,2022		As at March 31,2021		% change during the year
		No. Of shares	% of total shares	No. Of shares	% of total shares	
1	Rishi Baid	9,893,048	10.32%	9,993,048	10.42%	-1.00%
2	Himanshu Baid	7,907,624	8.25%	7,907,624	8.25%	0.00%
3	Himanshu Baid HUF	3,839,200	4.00%	3,839,200	4.00%	0.00%
4	Vcb Trading LLP	3,541,144	3.69%	3,641,144	3.80%	-2.75%
5	Jai Polypan Pvt. Ltd.	3,352,000	3.50%	3,352,000	3.50%	0.00%
6	Smt.Mukulika Baid	3,062,400	3.19%	3,062,400	3.19%	0.00%
7	Rishi Baid HUF	2,780,000	2.90%	2,780,000	2.90%	0.00%
8	Jugal Kishore Baid	2,279,376	2.38%	2,279,376	2.38%	0.00%
9	Vishal Baid	1,681,360	1.75%	1,681,360	1.75%	0.00%
10	Shaily Baid	1,188,000	1.24%	1,188,000	1.24%	0.00%
11	Shireen Baid	1,121,600	1.17%	1,121,600	1.17%	0.00%
12	Neha Baid	1,024,000	1.07%	1,024,000	1.07%	0.00%
13	Dhruv Baid	360,000	0.38%	360,000	0.38%	0.00%
14	Arham Baid	280,000	0.29%	280,000	0.29%	0.00%
15	Aaryaman Baid	280,000	0.29%	280,000	0.29%	0.00%
16	Madhu Kothari	171,200	0.18%	171,200	0.18%	0.00%
17	Vinay Kothari	56,000	0.06%	56,000	0.06%	0.00%
18	Bhupendra Raj Mehta	1,600	0.00%	1,600	0.00%	0.00%
19	Polycure Martech Limited	10,000	0.01%	10,000	0.01%	0.00%
<b>Total</b>		<b>42,828,552</b>	<b>44.67%</b>	<b>43,028,552</b>	<b>44.88%</b>	<b>-0.46%</b>

Disclosure of shareholding of promoters as at March 31,2021 is as follows:

Shares held by Promoters at the end of year		As at March 31,2021		As at March 31,2020		% change during the year
S. No	Promoter name	No. Of shares	% of total shares	No. Of shares	% of total shares	
1	Rishi Baid	9,993,048	10.42%	9,993,048	11.33%	0.00%
2	Himanshu Baid	7,907,624	8.25%	7,907,624	8.96%	0.00%

3	Himanshu Baid HUF	3,839,200	4.00%	3,839,200	4.35%	0.00%
4	Vcb Trading LLP	3,641,144	3.80%	3,641,144	4.13%	0.00%
5	Jai Polypan Pvt. Ltd.	3,352,000	3.50%	3,352,000	3.80%	0.00%
6	Mukulika Baid	3,062,400	3.19%	3,062,400	3.47%	0.00%
7	Rishi Baid (HUF)	2,780,000	2.90%	2,780,000	3.15%	0.00%
8	Jugal Kishore Baid	2,279,376	2.38%	2,279,376	2.58%	0.00%
9	Vishal Baid	1,681,360	1.75%	1,681,360	1.91%	0.00%
10	Shaily Baid	1,188,000	1.24%	1,188,000	1.35%	0.00%
11	Shireen Baid	1,121,600	1.17%	1,121,600	1.27%	0.00%
12	Neha Baid	1,024,000	1.07%	1,024,000	1.16%	0.00%
13	Dhruv Baid	360,000	0.38%	360,000	0.41%	0.00%
14	Arham Baid	280,000	0.29%	280,000	0.32%	0.00%
15	Aaryaman Baid	280,000	0.29%	280,000	0.32%	0.00%
16	Madhu Kothari	171,200	0.18%	171,200	0.19%	0.00%
17	Vinay Kothari	56,000	0.06%	56,000	0.06%	0.00%
18	Bhupendra Raj Mehta	1,600	0.00%	1,600	0.00%	0.00%
19	Polycure Martech Limited	10,000	0.01%	10,000	0.01%	0.00%
	<b>Total</b>	<b>43,028,552</b>	<b>44.88%</b>	<b>43,028,552</b>	<b>48.77%</b>	<b>0.00%</b>

**13.5** Dividend paid during the year ended 31st March, 2022 represents amount of Rs. 2,397.01 lakhs towards final dividend for the year ended 31st March, 2021. Dividend declared by the company are based on profit available for distribution. On 23rd May 2022 The Board Of Directors of the company have proposed final dividend of Rs 2.50 per share in respect of the year ended 31st March, 2022 subject to approval at the Annual General Meeting and if approved would result in cash outflow of Rs 2397.50 lakhs

**13.6 Shares allotted for consideration other than cash during the period of five years immediately preceding financial year**

The Company had allotted 4,41,13,440 fully paid-up equity shares of face value 5 each during the financial year ended 31st March 2017, pursuant to bonus issue approved by the shareholders through postal ballot.

(₹ in Lacs)

<b>14 OTHER EQUITY</b>	<b>As at 31 March 2022</b>	<b>As at 31 March 2021</b>
<b>Capital Reserve</b>		
Surplus on re-issue of forfeited shares	13.19	13.19
Application money received on Preferential Warrants issued to promoters forfeited	33.79	33.79
<b>Closing Balance</b>	<b>46.98</b>	<b>46.98</b>
<b>Securities Premium</b>		
Balance at the beginning of the year	39,133.80	69.35
Addition during the year	28.12	39,618.31
Share Issue Expenses(net of deferred tax)	-	(553.86)
Adjustment of deferred tax amount on share issue expenses adjusted from securities premium account	(34.91)	-
<b>Closing Balance</b>	<b>39,127.01</b>	<b>39,133.80</b>
<b>Share Based Payment Reserve Account</b>		
Balance at the beginning of the year	78.63	13.89
Addition/(deletion)during the year (Net of Lapses)	73.88	64.74
<b>Closing Balance</b>	<b>152.51</b>	<b>78.63</b>
<b>General Reserve</b>		
Balance at the beginning of the year	21,134.83	18,634.83
Add: Transferred from Surplus in Statement of Profit and Loss	2,500.00	2,500.00
<b>Closing Balance</b>	<b>23,634.83</b>	<b>21,134.83</b>



<b>Surplus in statement of Profit and Loss</b>			
Balance at the beginning of the year		30,158.41	19,707.24
Add: Additions during the year		14,601.71	12,951.17
Less: Dividend paid		(2,397.01)	-
Less: Transferred to General Reserve		(2,500.00)	(2,500.00)
<b>Closing Balance</b>		<b>39,863.11</b>	<b>30,158.41</b>
<b>Other Comprehensive Income (OCI)</b>			
Balance at the beginning of the year		54.27	43.81
Add: Addition during the year		23.71	10.46
<b>Closing Balance</b>		<b>77.98</b>	<b>54.27</b>
<b>Grand Total</b>		<b>102,902.42</b>	<b>90,606.91</b>

(₹ in Lacs)

15	BORROWINGS	Non-current		Current	
		As at 31 March 2022	As at 31 March 2021	As at 31 March 2022	As at 31 March 2021
	Secured - At Amortized Cost				
	(i) Term loans from banks	3,056.34	5,865.39	2,733.71	2,955.60
	(ii) Others - Vehicle Loan from banks	-	-	-	2.68
	(iii) Deferred payment liabilities	-	108.56	108.95	245.55
	Amount disclosed under the head "Borrowings - Current " (note 19)			(2,842.66)	(3,203.83)
	Total	3,056.34	5,973.95	-	-

15.1	Term loan comprises the following:	Non-current		Current	
		As at 31 March 2022	As at 31 March 2021	As at 31 March 2022	As at 31 March 2021
	From Bank				
	Foreign Currency Loan ##	3,056.34	5,865.39	2,733.71	2,955.60

## net off of Rs.22.05 Lacs (PY 45.58 Lacs) as finance charge.

**15.2 Terms of repayment:**

Particular	Weighted average Rate of interest (P.A.)	Installment	Outstanding as at 31.03.2022	Annual repayment schedule			
				2022-23	2023-24	2024-25	2025-26
Foreign Currency Loan ##	1.28%	Quarterly	5,812.10	2,748.54	2,039.78	1,023.77	-

## includes Rs.22.05 Lacs (PY 45.58 Lacs) as prepaid finance charge.

**15.3 Details of Security:**

- Term Loans from State Bank of India are secured by first charge on entire fixed assets of the (including Plant & Machinery, Office Equipment Furniture & Fixtures and other Fixed Assets) of the Company (Present & future), including equitable mortgage of factory land & buildings, located at Plot no. 104 & 105, Plot no. 115 & 116, Sector 59, HSIIDC Industrial Estate, Faridabad (Haryana), Plot no.113, HUDA Industrial Area, Sector 59, Faridabad (Haryana) and Second Pari passu charge on Stock & Receivables of the Company.
- Foreign Currency Loan (ECB) from HSBC Bank (Mauritius) Ltd. is secured by first pari passu charge on entire fixed assets of the Company including land, building and other fixed assets (including Plant & Machinery, Office Equipment and Furniture & Fixtures and all other Fixed Assets) of the Company (Present & Future), situated at Plot no. 104 & 105, 115 & 116, HSIIDC, Sector-59, Faridabad, Plot No. 113, Huda, Sector 59, Faridabad, Plot no. 17, SIDCUL, Haridwar and Plot No. PA-010-019, Light Engineering, SEZ, Jaipur and second pari passu charge on stock and receivables of the Company.

Foreign Currency Loan (ECB) of from HSBC Bank (Mauritius) Ltd. is secured by first pari passu charge with State Bank of India on entire fixed assets of the Company, including land, building and other fixed assets (including Plant & Machinery) of the Company (Present & Future), situated at Plot no. 104 & 105, 115 & 116, HSIIDC Industrial Estate, Sector-59, Faridabad, Plot no. 113, HUDA Industrial Area, Sector 59, Faridabad, Plot no. 17, SIDCUL, Haridwar, Plot no. PA-010-019, Light Engineering, SEZ, Jaipur & also first pari-passu charge with HSBC, India on entire fixed assets of the Company including land, building and other fixed assets (including Plant & Machinery) of the Company Present & Future), situated at Plot no. 34, Sector 68, IMT, Faridabad and second pari passu charge with other term lenders i.e. State Bank of India, Citi Bank, HSBC, Mauritius and HSBC, India on stock and receivables of the Company.

- c Deferred payment liabilities represents assets acquired on deferred credit terms.

		(₹ in Lacs)	
16 OTHER NON-CURRENT FINANCIAL LIABILITIES		As at 31 March 2022	As at 31 March 2021
Security Deposit from Agent/ Others		52.35	81.49
Deferred interest on deferred payment liability		-	6.07
<b>Total</b>		<b>52.35</b>	<b>87.56</b>

		(₹ in Lacs)			
17 PROVISIONS		Non-current		Current	
		As at 31 March 2022	As at 31 March 2021	As at 31 March 2022	As at 31 March 2021
Provision for employee benefits					
Gratuity		119.00	75.56	16.05	25.66
Leave Encashment		167.05	155.42	18.74	18.61
<b>Total</b>		<b>286.05</b>	<b>230.98</b>	<b>34.79</b>	<b>44.27</b>

## 18 DEFERRED TAX LIABILITIES

In accordance with IND AS - 12, the company has accounted for deferred taxes during the year as under:

Following are the major components of Deferred Tax Liabilities and Deferred Tax Assets:

		(₹ in Lacs)					
Particulars	As at 31 March 2022						
	Balance as at April 1 2021	Rec-ognised in profit & loss	Rec-ognised in OCI	Adjusted in Other Equity	Net De-ferred Tax	Deferred Tax Liability	Deferred Tax Assets
Property, plant and equipment and intangible assets	1,562.55	(34.48)			1,528.07	1,528.07	
Provision for defined benefit plan - P&L	(46.26)	(29.46)			(75.72)		(75.72)
Provision for defined benefit plan - OCI	21.21	-	7.98		29.19	29.19	
Provision for Bonus	(11.61)	10.26			(1.35)		(1.35)
Provision for doubtful debts and advances	(40.58)	0.95			(39.63)		(39.63)
Exchange difference impact under Sec 43A of Income Tax Act.	(101.53)	55.89			(45.64)		(45.64)
IND AS 116	(28.13)	21.20			(6.93)	-	(6.93)
Share issue expense adjusted against other equity	(139.64)			34.91	(104.73)		(104.73)
Unrealised Gains	88.44	241.64			330.08	330.08	-
Deferred Tax (Assets) / Liabilities	1,304.45	265.99	7.98	34.91	1,613.34	1,887.33	(274.00)

(₹ in Lacs)

Particulars	As at 31 March 2021					
	Balance as at April 1 2020	Recognised in profit & loss	Recognised in OCI	Net Deferred Tax	Deferred Tax Liability	Deferred Tax Assets
Property, plant and equipment and intangible assets	1,702.57	(140.02)		1,562.55	1,562.55	
Provision for defined benefit plan - P&L	(83.83)	37.57		(46.26)		(46.26)
Provision for defined benefit plan - OCI	17.69	-	3.52	21.21	21.21	
Provision for Bonus	(34.28)	22.67		(11.61)		(11.61)
Provision for doubtful debts and advances	(34.42)	(6.16)		(40.58)		(40.58)
Exchange difference impact under Sec 43A of Income Tax act.	(87.87)	(13.66)		(101.53)		(101.53)
IND AS 116	(30.95)	2.82		(28.13)	-	(28.13)
Share issue expense adjusted against other equity	-	-		(139.64)		(139.64)
Unrealised Gains	-	88.44		88.44	88.44	-
<b>Deferred Tax (Assets) / Liabilities</b>	<b>1,448.92</b>	<b>(8.34)</b>	<b>3.52</b>	<b>1,304.45</b>	<b>1,672.20</b>	<b>(367.75)</b>

**18.1 Movement on the deferred tax account is as follows:**

(₹ in Lacs)

Particulars	As at 31 March 2022	As at 31 March 2021
Balance at the beginning of the year	1,304.45	1,448.92
<b>Restated Balance</b>	<b>1,304.45</b>	<b>1,448.92</b>
(Credit)/ Charge to the statement of profit and loss	265.99	(8.34)
(Credit)/ Charge to other comprehensive income	7.98	3.52
Adjusted in Other Equity	34.91	(139.64)
Balance at the end of the year	<b>1,613.34</b>	<b>1,304.45</b>

(₹ in Lacs)

19	<b>BORROWINGS - CURRENT</b>	As at 31 March 2022	As at 31 March 2021
	<b>Secured - from banks</b>		
	Cash / Export Credit Loan	5,034.54	3,091.97
	Current maturities of long-term borrowings (Refer note no. 15)	2,842.66	3,203.83
	<b>Total</b>	<b>7,877.20</b>	<b>6,295.80</b>

19.1 Working Capital limits from State Bank of India, Citi Bank N.A., The Hongkong & Shanghai Banking Corporation Limited and HDFC Bank Limited are secured by way of first pari-passu charge on entire current assets of the Company (present & future), including stocks of raw materials, stock in process, finished goods, stores & spares lying at factories, godowns or elsewhere (including goods in transit) and book debts / receivables and further secured by second pari-passu charge on entire residual fixed assets of the company.

19.2 The quarterly returns or statement of current assets filed by the company with banks are in agreement with books of account.

(₹ in Lacs)

20	<b>TRADE PAYABLES</b>	As at 31 March 2022	As at 31 March 2021
	Total outstanding dues of micro enterprises and small enterprises	1,568.68	1,047.72
	Total outstanding dues of trade payables and acceptances other than above	6,218.88	4,562.54
		<b>7,787.56</b>	<b>5,610.26</b>

The information as required to be disclosed under The Micro, Small and Medium Enterprises Development Act, 2006 ("the Act") has been determined to the extent such parties have been identified by the company, on the basis of information and records available with them. This information has been relied upon by the auditors.

(₹ in Lacs)

Particulars	As at 31 March 2022	As at 31 March 2021
a the principal amount and the interest due thereon (to be shown separately) remaining unpaid to any supplier at the end of each accounting year; - Principal Amount - Interest due	1,568.68	1,047.72
b the amount of interest paid by the buyer in terms of section 16 of the Micro, Small and Medium Enterprises Development Act, 2006, along with the amount of the payment made to the supplier beyond the appointed day during each accounting year;	-	-
c the amount of interest due and payable for the period of delay in making payment (which have been paid but beyond the appointed day during the year) but without adding the interest specified under the Micro, Small and Medium Enterprises Development Act, 2006	-	-
d the amount of interest accrued and remaining unpaid at the end of each accounting year; and	-	-
e the amount of further interest remaining due and payable even in the succeeding years, until such date when the interest dues above are actually paid to the small enterprise, for the purpose of disallowance of a deductible expenditure under section 23 of the Micro, Small and Medium Enterprises Development Act, 2006.	-	-

### Ageing Schedule

Ageing for trade payables outstanding as at March 31, 2022 is as follows:

(₹ in Lacs)

Particulars	Outstanding for following periods from due date of payment					Total
	Not Due	Less than 1 year	1-2 years	2-3 years	More than 3 years	
(i) MSME	1,568.68			-		1,568.68
(ii) Others	4,116.22	1,668.60	80.86	2.57	32.79	5,901.04
(iii) Disputed dues – MSME						-
(iv) Disputed dues - Others						-
	5,684.91	1,668.60	80.86	2.57	32.79	7,469.72
Accrued Expenses						317.84
						<b>7,787.56</b>

### Ageing Schedule

Ageing for trade payables outstanding as at March 31, 2021 is as follows:

(₹ in Lacs)

Particulars	Outstanding for following periods from due date of payment					Total
	Not Due	Less than 1 year	1-2 years	2-3 years	More than 3 years	
(i) MSME	1,047.72			-		1,047.72
(ii) Others	2,238.16	1,983.25	122.06	26.33	13.79	4,383.60
(iii) Disputed dues – MSME	-	-	-	-	-	-
(iv) Disputed dues - Others	-	-	-	-	-	-
	3,285.88	1,983.25	122.06	26.33	13.79	5,431.32
Accrued Expenses						178.94
						<b>5,610.25</b>

( in Lacs)

21 OTHER CURRENT FINANCIAL LIABILITIES	As at 31 March 2022	As at 31 March 2021
Interest accrued but not due on borrowings	10.34	15.08
Interest accrued and due on borrowings / Security deposits	1.78	4.08
Unclaimed dividends	36.27	30.82
<b>Other payables</b>		
Employees related liabilities	1,886.59	1,690.16
Liability on account of outstanding forward contracts	-	11.85
Payables for capital goods	486.68	162.95
Others (includes deferred interest of Rs. 6.06 lacs (PY 26.03 Lacs) on deferred payment liability)	70.86	92.63
<b>Total</b>	<b>2,492.52</b>	<b>2,007.57</b>

There are no outstanding dues to be paid to Investors Education and Protection Fund.



		(₹ in Lacs)	
22 OTHER CURRENT LIABILITIES	As at 31 March 2022	As at 31 March 2021	
Advance from customers	1,167.95	343.51	
Other payables			
Statutory dues	861.72	708.65	
Others	-	0.75	
<b>Total</b>	<b>2,029.67</b>	<b>1,052.91</b>	

		(₹ in Lacs)	
23 CURRENT TAX LIABILITIES (NET)	As at 31 March 2022	As at 31 March 2021	
Provision for Tax (PY Rs.4354.48 lacs)	-	56.23	
<b>Total</b>	-	<b>56.23</b>	

		(₹ in Lacs)	
24 REVENUE FROM OPERATIONS		Year ended 31 March 2022	Year ended 31 March 2021
Sale of products			
Manufactured goods		86,486.53	73,526.30
Traded Goods		883.36	293.17
Other operating revenues			
Export Incentives		420.26	767.67
Sale of scrap		145.61	150.73
Others		-	0.37
<b>Total</b>		<b>87,935.76</b>	<b>74,738.24</b>

The Disclosures as required by Ind-AS 115 are as under :

<b>Particulars</b>		
The Company disaggregates revenue based on nature of products/geography as under :	Year ended 31 March 2022	Year ended 31 March 2021
<b>Revenue based on Geography</b>		
<b>Sales</b>		
Domestic	30,346.37	22,562.28
Export	57,012.94	51,257.56
<b>Other operating revenue</b>		
Domestic-Export incentives and Scrap	565.87	918.40
	<b>87,925.18</b>	<b>74,738.24</b>
<b>Revenue based on Nature of Products</b>		
Medical Devices	87,369.89	73,819.47
Export incentives	420.26	767.67
Scrap & Others	145.61	151.10
	87,935.76	74,738.24
<b>Reconciliation of Revenue</b>	<b>Year ended 31 March 2022</b>	<b>Year ended 31 March 2021</b>
Gross value of contract price	87,797.77	74,206.32
Less : Variable components i.e., Rebate & discount	427.88	386.85
Other operating revenue	565.87	918.77
Revenue from operations as recognized in financial statement	87,935.76	74,738.24

Reconciliation of Advance received from Customers-Contract Liabilities	Year ended 31 March 2022	As at 31 March 2021
Balance at the beginning of the period	343.51	978.59
Less: Revenue recognized out of balance of advance received from customer at beginning of year	322.52	959.07
Add : Advance received during the year from customers for which performance obligation is not satisfied and shall be recognized as revenue in next year	1,146.96	323.99
<b>Balance as at the end of the year</b>	<b>1,167.95</b>	<b>343.51</b>

The Company have orders in hand as at 31st March 2022 for Rs. 6,870.60 lacs, for which performance obligation amounting to Rs.6,870.60 lacs will be recognized as revenue during the next reporting year. The Company has evaluated the impact of Covid 19 on position of orders in hand as on 31.03.2022 and do not expect any major/significant cancellation/reduction in order value as at the date of approval of the standalone financial statement.

(₹ in Lacs)		
25 OTHER INCOME	Year ended 31 March 2022	Year ended 31 March 2021
<b>Lease Rental</b>	10.58	-
<b>Interest Income/ Dividend Income</b>		
Interest Income on Fixed and other Deposits	196.81	308.33
Interest Income on Income Tax Refund	-	-
Interest Income from Financial Assets Measured at Amortised Cost	30.53	28.16
Dividend/ Governing Council Share	85.17	79.40
<b>Other non-operating income</b>		
Rental Income from Investment Property	5.27	7.18
Government Grants and Subsidies	196.53	109.41
Income from Mutual Funds	718.34	93.04
Miscellaneous Income	343.52	112.90
<b>Other Gain</b>		
Provisions / Liabilities no longer required written back (net)	36.89	1.67
Gain on fixed assets sold/discarded	53.05	0.72
Gain on Foreign Exchange Fluctuation (net)	1,236.15	836.65
Unrealised gain on valuation of mutual funds measured at fair value through profit or loss	960.03	351.36
<b>Total</b>	<b>3,872.87</b>	<b>1,928.82</b>
		(₹ in Lacs)
26 COST OF RAW MATERIALS INCLUDING PACKING MATERIALS CONSUMED	Year ended 31 March 2022	Year ended 31 March 2021
Raw Material Consumed		
Inventory at the beginning of the year	5,769.11	4,916.52
Add: Purchases during the year	28,891.37	20,482.59
Less: Inventory at the end of the period	8,180.11	5,769.11
Cost of raw material consumed (A)	26,480.37	19,630.00
Packing Material Consumed		
Inventory at the beginning of the year	840.77	818.55
Add: Purchases during the year	6,660.38	4,962.65
Less: Inventory at the end of the period	853.46	840.77
Cost of packing material consumed (B)	6,647.69	4,940.43
<b>Total (A+B)</b>	<b>33,128.06</b>	<b>24,570.43</b>

The above consumption figures are disclosed on the basis of derived figures and are after adjusting excesses and shortages ascertained on physical count, unserviceable items, etc.

(₹ in Lacs)				
27	<b>CHANGES IN INVENTORIES OF FINISHED GOODS, WORK-IN-PROGRESS AND STOCK-IN-TRADE</b>	Year ended 31 March 2022	Year ended 31 March 2021	(Increase)/ Decrease
	Inventories at the end of period			
	Finished Goods and Stock in Trade	2,950.95	1,685.18	(1,265.77)
	Work in progress	1,720.76	1,576.50	(144.26)
		4,671.71	3,261.68	(1,410.03)
		Year ended 31 March 2022	Year ended 31 March 2021	(Increase)/ Decrease
	Inventories at the beginning of year			
	Finished Goods and Stock in Trade	1,685.18	1,758.52	73.34
	Work in progress	1,576.50	1,300.24	(276.26)
		3,261.68	3,058.76	(202.92)

(₹ in Lacs)				
28	<b>EMPLOYEE BENEFITS EXPENSES</b>	Year ended 31 March 2022	Year ended 31 March 2021	
	Salaries, wages and bonus	13,934.48	12,071.65	
	Contributions to Provident Fund and others	885.84	791.78	
	Share based payment to employees	93.10	64.73	
	Staff Welfare Expenses	75.97	146.06	
	<b>Total</b>	<b>14,989.39</b>	<b>13,074.22</b>	

(₹ in Lacs)				
29	<b>RESEARCH AND DEVELOPMENT EXPENSES</b>	Year ended 31 March 2022	Year ended 31 March 2021	
	Revenue Expenditure charged to statement of profit and loss			
	Cost of components and Material Consumed (Net)	1,232.04	797.32	
	Employee benefits expenses	462.73	378.45	
	Power and Fuel	37.00	43.23	
	Travelling & Conveyance	23.43	2.21	
	Other Misc Expenses	32.51	23.12	
	Legal & Professional Charges	86.95	69.85	
	<b>Total amount spent on Research and Development</b>	<b>1,874.66</b>	<b>1,314.18</b>	

(₹ in Lacs)				
30	<b>FINANCE COST</b>	Year ended 31 March 2022	Year ended 31 March 2021	
	Interest expense			
	Interest on loans	247.31	547.56	
	Interest on Income Tax	-	2.82	
	Exchange difference to the extent considered as an adjustment to interest costs	42.68	152.80	
	Interest on Lease Liabilities	17.61	10.64	
	Others			
	Other amortised borrowing costs	53.10	77.35	
	<b>Total</b>	<b>360.70</b>	<b>791.17</b>	

( in Lacs)		
<b>31 DEPRECIATION AND AMORTISATION EXPENSES</b>	<b>Year ended 31 March 2022</b>	<b>Year ended 31 March 2021</b>
Depreciation of tangible assets	4,930.25	4,304.53
Amortisation of intangible assets	229.49	226.02
Depreciation of investment properties	7.87	8.05
Amortisation of Right to Use	86.40	92.82
	<b>5,254.01</b>	<b>4,631.42</b>

(₹ in Lacs)		
<b>32 OTHER EXPENSES</b>	<b>Year ended 31 March 2022</b>	<b>Year ended 31 March 2021</b>
Consumption of stores and spare parts	1,749.55	1,601.09
Power and Fuel	2,898.41	2,457.85
Job Work Charges	6,484.44	5,596.57
Other Manufacturing Expenses	147.76	173.67
Repairs to Building	76.66	61.75
Repairs to Machinery	109.90	60.33
Repairs to Others	43.79	29.37
Insurance (Net)	205.39	180.84
Loss on fixed asset sold/discarded	-	-
Short term lease	102.74	104.75
Rates, Taxes & Fee	189.21	186.51
Travelling & Conveyance	973.65	690.72
Legal & Professional Fees	1,267.11	1,368.01
Auditors' Remuneration	18.41	17.42
Commission and Sitting Fees to Non-Executive Directors	93.75	101.75
Donations	164.21	115.94
Bank Charges	175.69	203.63
Advertisement	2.68	8.63
Commission on sales	544.64	460.73
Freight & Forwarding (Net)	567.58	583.81
Business Promotion	118.54	68.22
Exhibition Expenses	156.19	7.41
Rebate, Discounts & Claims	60.31	116.79
Provision for Doubt full debts / Advances	-	24.46
Bad debts / Misc. Balances written off (net)	66.06	17.99
CSR Expenditure	264.94	247.72
Communication expense	60.45	52.96
Listing fees	11.72	6.15
Other Miscellaneous Expenses	520.93	296.85
<b>Total</b>	<b>17,074.71</b>	<b>14,841.92</b>

<b>Payment to Auditors</b>	<b>Year ended 31 March 2022</b>	<b>Year ended 31 March 2021</b>
Audit Fee	13.00	12.25
Limited Review of Results In other capacity	3.00	3.00
(a) For certification work	0.96	0.30
(b) For Others	0.75	0.99
(c) For certifications & reports for QIP Purpose*	-	5.00
Reimbursement of expenses	0.71	0.88
<b>Total</b>	<b>18.41</b>	<b>22.42</b>

\*Adjusted against Securities premium account as share issue expenses and not charged to statement of Profit & loss.

(₹ in Lacs)

<b>33 TAX EXPENSES</b>	<b>Year ended 31 March 2022</b>	<b>Year ended 31 March 2021</b>
Tax expenses comprises of:		
Current tax	4,628.18	4,410.71
Earlier year tax adjustment (net)	(24.37)	(15.22)
Deferred tax	265.99	(8.34)
<b>Total</b>	<b>4,869.80</b>	<b>4,387.15</b>

(₹ in Lacs)

<b>Reconciliation of tax expenses and accounting profit multiplied by Indian tax rate</b>	<b>Year ended 31 March 2022</b>	<b>Year ended 31 March 2021</b>
Profit before tax	19,471.51	17,338.32
Applicable tax rate	25.17%	25.17%
Tax at the Indian tax rate of 25.17% (Previous year 25.17%)	4,900.98	4,364.05
Adjustment of expenses disallowed under income tax	78.24	165.88
Adjustment of expenses allowable under income tax	(35.48)	1.60
Other allowable deduction (including Ind As adjustments)	(315.57)	(120.82)
Current Tax (Normal Rate)	4,628.18	4,410.71
Additional Current Tax due to Special Rate	-	-
Current Tax (A)	4,628.18	4,410.71
Incremental Deferred tax Liability on timing Differences (Net)	265.99	(8.34)
Deferred Tax (B)	265.99	(8.34)
Tax expenses for earlier year (net) (C)	(24.37)	(15.22)
Tax expenses recognised in the statement of profit and loss (A+B+C)	4,869.80	4,387.15
Effective tax rate	25.01%	25.30%



## POLY MEDICURE LIMITED

Notes to Standalone Financial Statements for the year ended 31 March, 2022

### CORPORATE AND GENERAL INFORMATION

Poly Medicure Limited ("the Company") is domiciled and incorporated in India and its equity shares are listed at Bombay Stock Exchange (BSE) and National Stock Exchange (NSE). The registered office of the company is situated at 232B, 3rd Floor, Okhla Industrial Estate, Phase III, New Delhi, India.

The Company is a manufacturer/producer of Medical Devices.

The standalone financial statements of the company for the year ended 31st March 2022 were approved and authorized for issue by the Board of directors in their meeting held on 24th May 2022

### STATEMENT OF COMPLIANCE

The financial statements are a general purpose financial statement which have been prepared in accordance with the Companies Act 2013, Indian Accounting Standards and complies with other requirements of the law.

### BASIS OF PREPARATION

These financial statements have been prepared complying in all material respects as amended from time to time with the accounting standards notified under Section 133 of the Companies Act 2013, read with the Companies (Indian Accounting Standards) Rules 2015. The financial statements comply with IND AS notified by Ministry of Corporate Affairs ("MCA").

The preparation of the financial statements requires management to make estimates and assumptions. Actual results could vary from these estimates. The estimates and underlying assumptions are reviewed on an ongoing basis. Revisions to accounting estimates are recognized in the period in which the estimate is revised, if the revision effects only that period or in the period of the revision and future periods if the revision affects both current and future years.

### Classification of Assets and Liabilities into Current and Non- Current

The Company presents its assets and liabilities in the Balance Sheet based on current/ non-current classification.

An asset is treated as current when it is:

- expected to be realized or intended to be sold or consumed in normal operating cycle;
- held primarily for the purpose of trading;
- expected to be realized within twelve months after the reporting period; or
- cash or cash equivalent unless restricted from being exchanged or used to settle a liability for at least twelve months after the reporting period.

All other assets are classified as non-current.

A liability is treated as current when :

- it is expected to be settled in normal operating cycle;
- it is held primarily for the purpose of trading;
- it is due to be settled within twelve months after the reporting period; or
- there is no unconditional right to defer the settlement of the liability for at least twelve months after the reporting period

All other liabilities are classified as non-current.

Based on the nature of products and the time between the acquisition of assets for processing and their realization in cash and cash equivalents, the company has ascertained its operating cycle being a period within twelve months for the purpose of current and non-current classification of assets and liabilities.

### SIGNIFICANT ACCOUNTING POLICIES

#### a Basis of Measurement

The Financial Statements of the company are consistently prepared and presented under historical cost convention on an accrued basis in accordance with IND AS except for certain Financial Assets and Financial Liabilities that are measured at fair value.

The financial statements are presented in Indian Rupees (₹INR), which is the Company's functional and presentation currency and all amounts are rounded to the nearest Lacs (except otherwise indicated).

#### b Property, plant and equipment

(i) Property, plant and equipment situated in India are carried at historical cost of acquisition, construction or manufacturing cost, as the case may be less accumulated depreciation and amortization. Freehold land is carried at cost of acquisition. Cost represents all expenses directly attributable to bringing the asset to its working condition capable of operating in the manner intended.

#### (ii) Depreciation

Depreciation on Property, plant and equipment is provided on Straight Line Method over their useful lives and in the manner specified in Schedule II of the Companies Act, 2013.

#### (iii) Component Accounting

When significant parts of property, plant and equipment are required to be replaced at intervals, the Company derecognizes the replaced part, and recognizes the new part with its own associated useful life and it is depreciated accordingly. Likewise, when a major inspection is performed, its cost is recognized in the carrying amount of the plant and equipment as a replacement, if the recognition criteria are satisfied. All other repair and maintenance costs are recognized in the Statement of Profit and Loss as incurred. The present value of the expected cost for the decommissioning of the asset after its use is included in the cost of the respective asset if the recognition criteria for a provision are met.

(iv) Stores and Spares which meets the definition of Property, plant and equipment and satisfying recognition criteria of Ind AS - 16 are capitalized as Property, plant and equipment and until that in capital work in progress.

(v) Lease Hold Assets are amortized over the period of lease.

(vi) Expenditure during construction/erection period is included under Capital Work-in-Progress and is allocated to the respective property plant and equipment on completion of construction/ erection.

(vii) Property, plant and equipment are eliminated from financial statement, either on disposal or when retired from active use. Losses arising in the case of retirement of Property, plant and equipment and gains or losses arising from disposal of property, plant and equipment are recognized in Statement of Profit and Loss in the year of occurrence.

(viii) The assets residual values, useful lives and methods of depreciation are reviewed at each financial year end and adjusted prospectively, if appropriate.

(ix) Capital work in progress includes cost of Property, Plant and Equipment which are not ready for their intended use.

**c Intangible assets:**

(i) Intangible assets are recognized when it is probable that the future economic benefits that are attributable to the assets will flow to the Company and the cost of the asset can be measured reliably. Intangible Assets are stated at cost which includes any directly attributable expenditure on making the asset ready for its intended use. Intangible assets with finite useful lives are capitalized at cost and amortized on a straight-line basis. In respect of patents and trademarks, useful life has been estimated by the management as 10 years unless otherwise stated in the relevant documents and in respect of SAP softwares as 10 year and other software as 3 years.

(ii) Software: Internally generated intangibles, excluding capitalized development costs, are not capitalized and the related expenditure is reflected in profit and loss in the period in which the expenditure is incurred.

The amortization period and the amortization method for an intangible asset with a finite useful life are reviewed at least at the end of each reporting period. Changes in the expected useful life or the expected pattern of consumption of future economic benefits embodied in the asset are considered to modify the amortization period or method, as appropriate, and are treated as changes in accounting estimates. Intangible assets with indefinite useful lives (like goodwill, brands), if any, are not amortized, but are tested for impairment annually, either individually or at the cash-generating unit level. The assessment of indefinite useful life is reviewed annually to determine whether indefinite life continues to be supportable. If not, the change in useful life from indefinite to finite life is made on prospective basis.

**d Investment properties:**

Investment properties are properties held either to earn rental income or capital appreciation or for both but not for sale in the ordinary course of business, use in production or supply of goods or services or for other administrative purposes. Investment properties are initially measured at cost including transaction cost. Subsequent to initial recognition, investment properties are stated at cost less accumulated depreciation or impairment loss. Depreciation on investment properties are provided over the estimated useful life and is not different than useful life as mentioned in schedule II of the Companies Act 2013.

Investment properties are derecognized either when they have been disposed off or when they are permanently withdrawn from use and no future economic benefit is expected from their disposal. The difference between the net disposal proceeds and the carrying amount of the assets is recognized in profit or loss in the period of derecognized.

Though the company measures investment properties using cost based measurement, the fair value of investment properties is disclosed in the notes. Fair value of invested property is based on the valuation by a registered valuer as defined in Rule 2 of Companies (registered valuer and Valuation) Rules, 2017.

**e Research and development cost:**

Research Cost:

Revenue expenditure on research is expensed under the respective heads of account in the period in which it is incurred and is grouped as "Research and development expenses".

Development Cost:

Development expenditure on new product is capitalized as intangible asset, if technical and commercial feasibility as per Ind AS 38 is demonstrated, else charged to statement of profit and loss.

**f Inventories:**

Raw materials, Packing materials, Stores and Spares are valued at lower of cost (on weighted moving average cost basis) and net realizable value.

Stock in process is valued at lower of cost (on weighted moving average cost basis) and net realizable value.

Finished goods are valued at lower of cost and net realizable value. Cost for this purpose includes direct material, direct labor, other variable cost and manufacturing overhead based on normal operating capacity and depreciation.

Stock in Trade is valued at lower of cost and net realizable value. Scrap is valued at estimated realizable value.

**g Financial instruments:**

A financial instrument is any contract that at the same time gives rise to a financial asset of one entity and a financial liability or equity instrument of another entity. Financial instruments are recognized as soon as the company becomes a contracting party to the financial instrument. In cases where trade date and settlement date do not coincide, for non-derivative financial instruments the settlement date is used for initial recognition or derecognition, while for derivatives the trade date is used. Financial instruments stated as financial assets or financial liabilities are generally not offset; they are only offset when a legal right to set-off exists at that time and settlement on a net basis is intended.

**h Financial assets:**

Financial assets include Investments, trade receivables, cash and cash equivalents, derivative financial assets, loans and also the equity / debt instruments held. Initially all financial assets are recognized at amortized cost or fair value through Other Comprehensive Income or fair value through Statement of Profit or Loss, depending on its business model for those financial assets and their contractual cash flow characteristics. Subsequently, based on initial recognition/ classification, where assets are measured at fair value, gain and losses are either recognized entirely in the statement of profit and loss (i.e. fair value through profit or loss), or recognized in other comprehensive income (i.e. fair value through other comprehensive income).

(i) Investment in equity shares:

Investment in equity securities are initially measured at fair value. Any subsequent fair value gain or loss for investments held for investment is recognized through Statement of profit and loss.

(ii) Investment in associates, joint venture and subsidiaries:

The Company's investment in subsidiaries and associates, joint venture are at carried at cost except where impairment loss recognized.

(iii) Trade receivables:

Trade receivables are recognized initially at fair value and subsequently measured at amortized cost less credit loss/ impairment allowances/ provision for doubtful debts.

(iv) **Cash and cash equivalents:**

- Cash and cash equivalents are financial assets. Cash and cash equivalents consist of cash and short-term highly liquid investments that are readily convertible to cash with original maturities of three months or less at the time of purchase and are carried at cost.
- Other Bank Balances: Unclaimed / Unpaid dividend amount balance, deposit with bank as margin money for guarantees issued by bank, deposit kept as security deposit with statutory authorities are accounted as bank balance other than cash and cash equivalents.
- Cash Flow Statement: Cash Flows are reported using indirect method whereby profit for the year is adjusted for the effects of transaction of non-cash nature, any deferrals or accruals of past or future operating cash receipts or payments and item of income or expense associated with investing or financing cash flows. The cash flows from operating, investing and financing activities of company are segregated.

(v) **Loans & other financial assets:**

Loans and other financial assets are financial assets with fixed or determinable payments that are not quoted in an active market. Such assets are recognized initially at fair value plus any directly attributable transaction costs. Subsequent to initial recognition, loans and other financial assets are measured at amortized cost using the effective interest method, less any impairment losses.

**i Impairment of Financial assets:**

In accordance with Ind AS 109, the company uses expected credit loss (ECL) model for evaluating, measurement and recognition of impairment loss.

**j Financial liabilities:**

(i) **Classification:**

The Company classifies all financial liabilities as subsequently measured at amortized cost, except for financial liabilities at fair value through profit and loss. Such liabilities, including derivatives that are liabilities, shall be subsequently measured at fair value.

(ii) **Initial recognition and measurement:**

All financial liabilities are recognized initially at fair value, in the case of loans, borrowings and payables, net of directly attributable transaction costs. Financial liabilities include trade and other payables, loans and borrowings including bank overdrafts and derivative financial instruments.

(iii) **Subsequent measurement:**

All financial liabilities are re-measured at fair value through statement of profit and loss include financial liabilities held for trading and financial liabilities designated upon initial recognition as at fair value through statement of profit and loss. Financial liabilities are classified as held for trading if they are incurred for the purpose of repurchasing in the near term.

(iv) **Loans and borrowings:**

Interest bearing loans and borrowings are subsequently measured at amortized cost using effective interest rate (EIR) method. Gains and losses are recognized in Statement of Profit and Loss when the liabilities are derecognized as well as through EIR amortization process. The EIR amortization is included as finance cost in the Statement of Profit and Loss.

(v) **De-recognition of financial liabilities:**

A financial liability is derecognized when the obligation under the liability is discharged or cancelled or expires. When an existing financial liability is replaced by another from the same lender on substantially different terms, or the terms of an existing liability are substantially modified, such an exchange or modification is treated as the de-recognition of the original liability and the recognition of a new liability. The difference in the respective carrying amounts is recognized in the Statement of Profit and Loss.

(vi) **Derivative financial instruments:**

The Company uses derivative financial instruments such as forward currency contracts and options to hedge its foreign currency risks. Such derivative financial instruments are initially recognized at fair value on the date on which a derivative contract is entered into and are subsequently re-measured at fair value. The gain or loss in the fair values is taken to Statement of Profit and Loss at the end of every period. Profit or loss on cancellations/renewals of forward contracts and options are recognized as income or expense during the period.

**k Impairment of non-financial assets:**

At each reporting date, the company assesses whether there is any indication that a non-financial asset may be impaired. If any such indication exists, the recoverable amount of the non-financial asset is estimated in order to determine the extent of the impairment loss, if any. Recoverable amount is determined:

- In the case of an individual asset, at the higher of the Fair Value less cost to sell and the value in use,
- In the case of cash generating unit (a group of assets that generates identified, independent cash flows) at the higher of cash generating unit's fair value less cost of disposal and the value in use.

Where it is not possible to estimate the recoverable amount of an individual non-financial asset, the company estimates the recoverable amount of the smallest cash generating unit to which the non-financial asset belongs. The recoverable amount is the higher of an asset's or cash generating unit's fair value less costs of disposal and its value in use. If the recoverable amount of a non-financial asset or cash generating unit is estimated to be less than its carrying amount, the carrying amount of the non-financial asset or cash generating unit is reduced to its recoverable amount. Impairment losses are recognized immediately in the statement of Profit and Loss. Where an impairment loss subsequently reverses, the carrying amount of the non-financial asset or cash generating unit is increased to the revised estimate of its recoverable amount. However, this increased amount cannot exceed the carrying amount that would have been determined had no impairment loss been recognized for that non-financial asset or cash generating unit in prior periods. A reversal of an impairment loss is recognized immediately in the statement of Profit and Loss.

**l Foreign exchange transactions:**

(i) **Functional and presentation Currency:**

The functional and reporting currency of company is INR.

(ii) **Transaction and Balances:**

Foreign exchange transactions are accounted for at the exchange rate prevailing on the date of transaction. All monetary foreign currency assets and liabilities are converted at the exchange rate prevailing at reporting date. All exchange gain or loss arising on translation of monetary items are dealt with in statement of profit and loss.

**m Revenue recognition:**

The company derives revenue from sale of manufactured goods and traded goods. In accordance with Ind AS 115, the company recognizes revenue from sale of products and services at a time when performance obligation is satisfied and upon transfer of control of promised products or services to customer in an amount that reflects the consideration the company expects to receive in exchange for their products or services. The company disaggregates the revenue based on nature of products/ Geography.

- **Export incentive:**

Export incentives are accounted for on export of goods, if the entitlements can be estimated with reasonable accuracy and conditions precedent to claim are reasonably expected to be fulfilled.

- **Dividend income:**

Dividend income is accounted for when the right to receive the same is established, which is generally when shareholders approve the dividend.

- **Interest income:**

For all Financial instruments measured at amortized cost, interest income is recorded using effective interest rate (EIR), which is the rate that exactly discounts the estimated future cash payments or receipts through the expected life of the financial instrument or a shorter period, where appropriate, to the net carrying amount of the financial asset. Interest income is included in other income in statement of profit and loss.

- **Rental income:**

Rental income on investment properties and on operating lease are accounted for on accrual basis.

**n Government Grant**

- Grants from the government are recognized at their fair value where there is a reasonable assurance that the grant will be received and the Company has complied with all attached conditions.

- Government grants relating to income are deferred and recognized in the profit or loss over the period necessary to match them with the costs that they are intended to compensate and presented within other income.

- Government grants relating to the purchase of property, plant and equipment are included in non-current liabilities as deferred income and are credited to profit or loss on a straight-line basis over the expected lives of the related assets and presented within other income.

- In respect of Property, Plant and Equipment purchased under Export Promotion Capital Goods (EPCG) scheme of Government of India, exemption of custom duty under the scheme is treated as, Government Grant and is recognized in Statement of Profit and Loss on fulfilment of associated export obligations.

**o Employees Benefits:**

- i) Short term employee Benefit:

All employees' benefits payable wholly within twelve months rendering services are classified as short term employee benefits. Benefits such as salaries, wages, short-term compensated absences, performance incentives etc., and the expected cost of bonus, ex-gratia are recognized during the period in which the employee renders related service.

- ii) Defined Contribution Plan:

Contributions to the Employees' Provident Fund and Employee's State Insurance are recognized as Defined Contribution Plan and charged as expenses in the year in which the employees render the services.

- iii) Defined Benefit Plan:

The Leave Encashment (Unfunded) and Gratuity (Funded) are defined benefit plans. The cost of providing benefits under the defined benefit plan is determined using the projected unit credit method with actuarial valuations being carried out at each balance sheet date, which recognizes each period of service as giving rise to additional unit of employee benefit entitlement and measure each unit separately to build up the final obligation. Re-measurements, comprising of actuarial gains and losses, the effect of the asset ceiling, excluding amounts included in net interest on the net defined benefit liability and the return on the plan assets (excluding amounts included in net interest on the net defined benefit liability), are recognized immediately in the balance sheet with a corresponding debit or credit to retained earnings through other comprehensive income in the period in which they occur. Re-measurements are not classified to the statement of profit and loss in subsequent periods. Past Service cost is recognized in the statement of profit and loss in the period of plan amendment. Net Interest is calculated by applying the discount rate to the net defined benefit liability or asset.

The Company recognizes the following changes in the net defined benefit obligations under employee benefit expenses in the statement of profit and loss.

- Service costs comprising current service costs, gains and losses on curtailments and non-routine Settlements.
- Net interest income or expense.

- iv) Long term Employees Benefits:

Compensated absences which are not expected to occur within twelve months after the end of the period in which the employee renders the related services are recognized as a liability at the present value of the defined benefit obligation at the balance sheet date.

- v) Termination benefits:

Termination benefits are recognized as an expense in the period in which they are incurred.

The Company shall recognize a liability and expense for termination benefits at the earlier of the following dates:

- (a) when the entity can no longer withdraw the offer of those benefits; and
- (b) when the entity recognizes costs for a restructuring that is within the scope of Ind AS 37 and involves the payment of termination benefits.

**p Share based payments:**

Equity settled share based payments to employees are measured at fair value of equity instrument at the grant date. The fair value determined at grant date is expensed on straight line basis over the vesting period based on the company's estimate of equity instrument that will eventually vest with corresponding increase in equity. At the end of each reporting period, the company revise its estimate of number of equity instruments expected to vest. The impact of revision of the original estimates, if any, is recognized in statement of profits and loss such that cumulative expense reflect the revised estimate with a corresponding adjustment to Share based Payments Reserve. The dilutive



effect of outstanding option is reflected as additional dilution in computation of diluted earning per share.

**q Borrowing costs:**

(i) Borrowing costs that are specifically attributable to the acquisition, construction, or production of a qualifying asset are capitalized as a part of the cost of such asset till such time the asset is ready for its intended use or sale. A qualifying asset is an asset that necessarily requires a substantial period of time (generally over twelve months) to get ready for its intended use or sale.

(ii) For general borrowing used for the purpose of obtaining a qualifying asset, the amount of borrowing costs eligible for capitalization is determined by applying a capitalization rate to the expenditures on that asset. The capitalization rate is the weighted average of the borrowing costs applicable to the borrowings of the Company that are outstanding during the period, other than borrowings made specifically for the purpose of obtaining a qualifying asset. The amount of borrowing costs capitalized during a period does not exceed the amount of borrowing cost incurred during that period.

(iii) All other borrowing costs are recognized as expense in the period in which they are incurred.

**r Leases:**

**Company as a Lessee:**

"In accordance with IND AS 116, the Company recognizes right of use assets representing its right to use the underlying asset for the lease term at the lease commencement date. The cost of right of use asset measured at inception shall comprise of the amount of the initial measurement of the lease liability adjusted for any lease payment made at or before commencement date less any lease incentive received plus any initial direct cost incurred and an estimate of cost to be incurred by lessee in dismantling and removing underlying asset or restoring the underlying asset or site on which it is located. The right of use asset is subsequently measured at cost less accumulated depreciation, accumulated impairment losses, if any, and adjusted for any remeasurement of lease liability. The right of use assets is depreciated using the straight line method from the commencement date over the shorter of lease term or useful life of right of use asset. The estimated useful lives of right of use assets are determined on the same basis as those of property, plant and equipment. Right of use assets are tested for impairment whenever there is any indication that there carrying amounts may not be recoverable. Impairment loss, if any, is recognized in statement of profit and loss.

The Company measures the lease liability at the present value of the lease payments that are not paid at the commencement date of lease. The lease payments are discounted using the interest rate implicit in the lease, if that rate can be readily determined. If that rate cannot be readily determined, the Company uses incremental borrowing rate.

"The lease liability is subsequently remeasured by increasing the carrying amount to reflect interest on lease liability, reducing the carrying amount to reflect the lease payments made and remeasuring the carrying amount to reflect any reassessment or lease modification or to reflect revised- in-substance fixed lease payments, the company recognizes amount of remeasurement of lease liability due to modification as an adjustment to right of use assets and statement of profit and loss depending upon the nature of modification. Where the carrying amount of right

of use assets is reduced to zero and there is further reduction in measurement of lease liability, the Company recognizes any remaining amount of the remeasurement in statement of profit and loss.

The Company has elected not to apply the requirements of IND AS 116 to short term leases of all assets that have a lease term of twelve month or less and leases for which the underlying asset is of low value. The lease payments associated with these leases are recognized as an expense on straight line basis over lease term.

**Company as a Lessor:**

At an inception date, leases are classified as financial lease or operating lease. Leases where the company does not transfer substantially all risk and reward incidental to the ownership of the asset are classified as operating lease. Lease rental under operating lease are recognised as income in profit and loss account on straight line basis.

**s Taxes on income:**

(i) Current Tax:

1. Tax on income for the current period is determined on the basis of estimated taxable income and tax credits computed in accordance with the provisions of the Income-Tax Act 1961 and based on the expected outcome of assessments / appeals.

2. Current income tax relating to items recognized directly in equity is recognized in equity and not in the statement of profit and loss. Management periodically evaluates positions taken in the tax returns with respect to situations in which applicable tax regulations are subject to interpretation and establishes provisions where appropriate.

(ii) Deferred tax:

1. Deferred tax is accounted for using the balance sheet liability method in respect of temporary differences between the carrying amount of assets and liabilities in the financial statements and the corresponding tax basis used in the computation of taxable profit as well as for unused tax losses or credits. In principle, deferred tax liabilities are recognized for all taxable temporary differences and deferred tax assets are recognized to the extent that it is probable that taxable profits will be available against which deductible temporary differences can be utilized. Deferred tax assets and liabilities are also recognized on temporary differences arising from business combinations except to the extent they arise from goodwill that is not taken into account for tax purposes.

2. Deferred taxes are calculated at the enacted or substantially enacted tax rates that are expected to apply when the asset or liability is settled.

3. Deferred tax is charged or credited to the income statement, except when it relates to items credited or charged directly to other comprehensive income in equity, in which case the corresponding deferred tax is also recognized directly in equity.

**t Provisions, Contingent liabilities, Contingent assets and Commitments:**

(i) General:

The Company recognizes provisions for liabilities and probable losses that have been incurred when it has a present legal or constructive obligation as a result of past



events and it is probable that the Company will be required to settle the obligation and a reliable estimate of the amount of the obligation can be made. If the effect of the time value of money is material, provisions are discounted using a current pre-tax rate that reflects, where appropriate, the risks specific to the liability. When discounting is used, the increase in the provision due to the passage of time is recognized as a financing cost.

Contingent liability is disclosed in the case of:

- A present obligation arising from past events, when it is not probable that an outflow of resources will be required to settle the obligation:
- A present obligation arising from past events, when no reliable estimate is possible:
- A possible obligation arising from past events, unless the probability of outflow of resources is remote.

Contingent assets are not recognized but disclosed in financial statement when an inflow of economic benefits is probable.

Provisions, Contingent liabilities, Contingent assets and Commitments are reviewed at each balance sheet date.

(ii) Other Litigation claims:

Provision for litigation related obligation represents liabilities that are expected to materialize in respect of matters in appeal.

(iii) Onerous contracts:

Provisions for onerous contracts are recorded in the statements of operations when it becomes known that the unavoidable costs of meeting the obligations under the contract exceed the economic benefits expected to be received.

#### u Exceptional Items:

On certain occasions, the size, type or incidence of an item of income or expense, pertaining to the ordinary activities of the company is such that its disclosure improves the understanding of the performance of the company, such income or expense is classified as an exceptional item and accordingly, disclosed in the notes accompanying to the financial statements.

#### v Earnings per share:

Basic Earnings per share is calculated by dividing the profit from continuing operations and total profit, both attributable to equity shareholders of the Company by the weighted average number of equity shares outstanding during the period.

Diluted earnings per share is computed using the net profit for the year attributable to the shareholder and weighted average number of equity and potential equity shares outstanding during the year including share options, convertible preference shares and debentures, except where the result would be anti-dilutive. Potential equity shares that are converted during the year are included in the calculation of diluted earnings per share, from the beginning of the year or date of issuance of such potential equity shares, to the date of conversion.

#### w Segment reporting:

The operating segment of the company is medical devices and the same have been evaluated on management approach as defined in Ind AS - 108 "Operating Segment". The company accordingly reports its financials under one segment namely "Medical Devices".

#### x Financial statement classification:

Certain line items on the balance sheet and in the statement of Profit and Loss have been combined. These items are disclosed separately in the Notes to the financial statements. Certain reclassifications have been made to the prior year presentation to conform to that of the current year. In general the company classifies assets and liabilities as current when they are expected to be realized or settled within twelve months after the balance sheet date.

#### y Fair value measurement:

The Company measures financial instruments such as derivatives and certain investments, at fair value at each balance sheet date.

Fair value is the price that would be received to sell an asset or paid to transfer a liability in an orderly transaction between market participants at the measurement date. The fair value measurement is based on the presumption that the transaction to sell the asset or transfer the liability takes place either:

- In the principal market for the asset or liability.  
Or
- In the absence of a principal market, in the most advantageous market for the asset or liability.

The principal or the most advantageous market must be accessible by the Company.

The fair value of an asset or a liability is measured using the assumptions that market participants would use when pricing the asset or liability, assuming that market participants act in their economic best interest.

A fair value measurement of a non-financial asset takes in to account a market participant's ability to generate economic benefits by using the asset in its highest and best use or by selling it to another market participant that would use the asset in its highest and best use. The Company uses valuation techniques that are appropriate in the circumstances and for which sufficient data are available to measure fair value, maximizing the use of relevant observable inputs and minimizing the use of unobservable inputs.

All assets and liabilities for which fair value is measured or disclosed in the financial statements are categorized within the fair value hierarchy, described as follows, based on the lowest level input that is significant to the fair value measurement as a whole;

- Level 1 - Quoted (unadjusted) market prices in active markets for identical assets or liabilities.
- Level 2 - Valuation techniques for which the lowest level input that is significant to the fair value measurement is directly or indirectly observable.
- Level 3 - Valuation techniques for which the lowest level input that is significant to the fair value measurement is unobservable.

For assets and liabilities that are recognized in the balance sheet on a recurring basis, the Company determines whether transfers have occurred between levels in the hierarchy by re-assessing categorization (based on the lowest level input that is significant to the fair value measurement as a whole) at the end of each reporting period.

For the purpose of fair value disclosures, the Company has determined classes of assets and liabilities on the basis of the nature, characteristics and risks of the asset or liability and the

level of the fair value hierarchy as explained above.

## **z Significant Accounting Judgments, Estimates and Assumptions:**

The preparation of the Company's financial statements requires management to make judgments, estimates and assumptions that affect the reported amounts of revenues, expenses, assets and liabilities, and the accompanying disclosures, and the disclosure of contingent liabilities.

Uncertainty about these assumptions and estimates could result in outcomes that require a material adjustment to the carrying amount of assets or liabilities affected in future periods.

### **Estimation of uncertainty related to Global Health Pandemic from COVID-19**

The Company has considered the possible effects that may result from pandemic relating to COVID-19 on the carrying amount of financial assets including Trade Receivables. In developing the assumptions relating to the possible future uncertainties in global economic conditions because of the pandemic, the Company as at the date of approval of these financial statement has used internal and external source of information, on the expected future performance of the company and based on estimates the company expects that the carrying amount of financial assets will be recovered and the company do not expect any significant impact of COVID-19 on the company's financial statement as at the date of approval of these Standalone Financial Statements.

#### **i Income taxes:**

Management judgement is required for the calculation of provision for income taxes and deferred tax assets and liabilities. The company reviews at each balance sheet date the carrying amount of deferred tax assets / liabilities. The factors used in the estimates may differ from actual outcome which could lead to significant adjustment to the amounts reported in the stand alone financial statements.

#### **ii Defined benefit plans:**

The cost of the defined benefit plan and other post-employment benefits and the present value of such obligation are determined using actuarial valuations. An actuarial valuation involves making various assumptions that may differ from actual developments in future. These Includes the determination of the discount rate, future salary increases, mortality rates and attrition rate. Due to the complexities involved in the valuation and its long term nature, a defined benefit obligation is highly sensitive to changes in these assumptions. All assumptions are reviewed at each reporting date.

#### **iii Fair value measurement of financial instruments:**

When the fair values of financial assets and financial liabilities recorded in the balance sheet cannot be measured based on quoted prices in active markets, their fair value is measured using valuation techniques including book value, Discounted Cash Flow (DCF) model. The inputs to these models are taken from observable markets where possible, but where this is not feasible, a degree of judgement is required in establishing fair values. Judgements include considerations of inputs such as liquidity risk, credit risk and volatility. Changes in assumptions about these factors could affect the reported fair value of financial instruments.

#### **iv Lease:**

The Company evaluates if an arrangement qualifies to be a lease as per the requirements of IND AS 116. Identification of a lease requires significant judgement. The company uses

significant judgement in assessing the lease term (including anticipated renewals) and the applicable discount rate.

The company determines the lease term as the non-cancellable period of lease, together with both periods covered by an option to extend the lease if the company is reasonably certain to exercise that option and periods covered by an option to terminate the lease if the company is reasonably certain not to exercise that option. In excising whether the company is reasonably certain to exercise an option to extend a lease or to exercise an option to terminate the lease, it considers all relevant facts and circumstances that create an economic incentive for the company to exercise the option to extend the lease or to exercise the option to terminate the lease. The company revises lease term, if there is change in non-cancellable period of lease. The discount rate used is generally based on incremental borrowing rate.

#### **v Depreciation/Amortization and useful life of Property, Plant and Equipment:**

The Company has estimated the useful life of Property, Plant and Equipment (PPE) as specified in schedule II of Companies Act, 2013. However, the actual useful life for individual PPE could turn out to be different, there could be technology changes, breakdown, unexpected failure leading to impairment or complete discard. Alternatively, the equipment may continue to provide useful services well beyond the useful life assigned.

#### **vi Impairment of Financial & Non-Financial Assets:**

The impairment provision for financial assets are based on assumptions about risk of default and expected losses. The Company uses judgements in making these assumptions and selecting inputs for impairment calculations based on existing market conditions, past history, technology, economic developments as well as forward looking estimates at the end of each reporting period.

#### **vii Provisions:**

The company makes provision for leave encashment and gratuity based on report received from the independent actuary. These valuation reports uses complex valuation models using actuarial valuation. An actuarial valuation involves making various assumption that may differ from actual development in future.

#### **viii Contingencies:**

Management judgment is required for estimating the possible outflow of resources, if any, in respect of contingencies / claim / litigations against the Company as it is not possible to predict the outcome of pending matters with accuracy.

#### **aa Capital:**

Debt and equity instruments:

Ordinary equity shares are classified as equity. Debt instruments are classified as either liabilities or as equity in accordance with the substance of the contractual arrangement.

#### **ab Other Miscellaneous Expenses**

Public Issue Expenditure/Share issue expenses on private placement basis/FCCB's issue expenditure is being written off against Securities/Share premium, net of taxes, in the year of issue.

**34 Fair value measurement****i Financial instruments: Accounting classification and fair value measurements**

This section explains the judgements and estimates made in determining the fair values of the financial instruments that are (a) recognized and measured at fair value and (b) measured at amortized cost and for which fair values are disclosed in the financial statements. To provide an indication about the reliability of the inputs used in determining fair value, the Company has classified its financial instruments into the three levels prescribed under the Accounting Standard. An explanation of each level follows underneath the table.

(₹ in Lacs)

Particulars	31-Mar-22						
	Carrying Value	Classification			Fair Value		
		FVPL	FVOCI	Amortized Cost	Level 1	Level 2	Level 3
<b>Financial assets</b>							
Investments							
In subsidiaries / Associates	4,693.91	-	-	4,693.91	-	-	-
In Liquid Mutual Funds	33,659.72	33,659.72	-	-	-	33,659.72	-
Trade receivables	19,146.00	-	-	19,146.00	-	-	-
Cash & cash equivalents	63.33	-	-	63.33	-	-	-
Other bank balances	767.85	-	-	767.85	-	-	-
Loans	34.16	-	-	34.16	-	-	-
Other financial assets	2,688.81	40.22	-	2,648.59	-	40.22	-
<b>Total financial assets</b>	<b>61,053.78</b>	<b>33,699.94</b>	-	<b>27,353.84</b>	-	<b>33,699.94</b>	-
<b>Financial liabilities</b>							
Borrowings	10,933.54	-	-	10,933.54	-	-	-
Trade payables	7,787.56	-	-	7,787.56	-	-	-
Lease Liabilities	143.39	-	-	143.39	-	-	-
Other financial liabilities	2,544.87	-	-	2,544.87	-	-	-
<b>Total financial liabilities</b>	<b>21,409.36</b>	-	-	<b>21,409.36</b>	-	-	-

Particulars	31-Mar-21						
	Carrying Value	Classification			Fair Value		
		FVPL	FVOCI	Amortized Cost	Level 1	Level 2	Level 3
<b>Financial assets</b>							
Investments							
In subsidiaries / Associates	3,979.85	-	-	3,979.85	-	-	-
In Liquid Mutual Funds	34,501.25	34,501.25	-	-	-	34,501.25	-
Trade receivables	14,892.06	-	-	14,892.06	-	-	-
Cash & cash equivalents	279.47	-	-	279.47	-	-	-
Other bank balances	2,460.87	-	-	2,460.87	-	-	-
Loans	33.30	-	-	33.30	-	-	-
Other financial assets	5,741.62	-	-	5,741.62	-	-	-
<b>Total financial assets</b>	<b>61,888.42</b>	<b>34,501.25</b>	-	<b>27,387.17</b>	-	<b>34,501.25</b>	-
<b>Financial liabilities</b>							
Borrowings	12,269.75	-	-	12,269.75	-	-	-
Trade payables	5,610.26	-	-	5,610.26	-	-	-
Lease Liabilities	328.98	-	-	328.98	-	-	-
Other financial liabilities	2,095.13	11.85	-	2,083.28	-	11.85	-
<b>Total financial liabilities</b>	<b>20,304.12</b>	<b>11.85</b>	-	<b>20,292.27</b>	-	<b>11.85</b>	-

The carrying amount of bank balances, Trade Receivable, Trade Payable, other financial assets / liabilities, loans, cash and cash equivalents, borrowings are considered to be the same as their fair value due to their short term nature.

The levels have been classified based on the followings:

- Level 1:** It hierarchy includes financial instruments measured using quoted prices in active markets. Quotes would include rates/values/valuation references published periodically by BSE, NSE etc. basis which trades take place in a linked or unlinked active market. This includes traded bonds and mutual funds, as the case may be, that have quoted price/rate/value.
- Level 2:** The fair value of financial instruments that are not traded in an active market are determined using valuation techniques which maximize the use of observable market data (either directly as prices or indirectly derived from prices) and rely as little as possible on entity-specific estimates. If all significant inputs required to fair value an instrument are observable, the instrument is included in level 2.
- Level 3:** If one or more of the significant inputs is not based on observable market data, the instrument is included in level 3. This is the case for unlisted equity securities, contingent consideration and indemnification asset included in level 3.

Valuation Techniques used to determine fair value

Valuation Techniques used to determine fair value include

- Open ended mutual funds and certain bonds and debentures at NAV's/rates declared and/or quoted.
- Close ended mutual funds at NAV's declared by AMFI.
- For other bonds and debentures values with references to prevailing yields to maturity matching tenures, quoted on sites of credible organization such as FIMMDA (Fixed Income Money Market and Derivative Association of India).
- Derivative Instruments at values determined by counter parties/Banks using market observable data.
- Certificate of deposits, being short term maturity papers, amortized cost is assumed to be the fair value.

### 35. CONTINGENT LIABILITIES AND COMMITMENTS

#### a. Contingent liabilities not provided for:

(₹ in Lacs)

Particulars	Year Ended 31-Mar-22	Year Ended 31-Mar-21
Compensation for enhanced cost of Land pending with District & Session Court Faridabad (Amount paid 2.33 lacs, Previous year 2.33 lacs)	9.34	9.34
Show cause notice issued by Principal Commissioner of Customs for which reply already filed.	424.52	-
Income tax demand for AY 2017-18 under section 270 A of Income Tax Act 1961 under appeal with National Faceless Appeal Centre	93.80	-
Demand from National Pharmaceutical Pricing Authority (Net)	66.88	76.88

#### a. Obligations and commitments outstanding:

(₹ in Lacs)

Particulars	Year Ended 31-Mar-22	Year Ended 31-Mar-21
Unexpired letters of credit 2362.54 lacs (Previous year 1,762.12 lacs) and Guarantees including for issuing stand by letter of credit issued by bankers 1,871.80 lacs (Previous year 1,971.84 lacs), (Net of margins)	4,234.34	3,733.96
Bills discounted but not matured	789.80	696.33
Custom duty against import under EPCG Scheme	1,305.45	1,930.94
Estimated amount of contracts remaining to be executed on capital account and not provided for (net of advances given)	11,339.78	3,472.81

### 36 Financial Risk Management

The Company's activities expose it to price risk, credit risk, liquidity risk and market risk.

This note explains the source of risk which the company is exposed to and how it manages the risk and its impact on the financial statement. These risks are managed by the senior management of the company supervised by the Board of Directors to minimize potential adverse effects on the financial performance of the company.

Risk	Exposure arising from	Measurement	Management
Credit Risk	Cash & cash equivalent, Financial instruments, Financial assets & Trade Receivable	Credit Rating and ageing analysis	Diversification of counter Parties, setting of trade receivable, review of outstanding / overdues

Liquidity Risk	Other Liabilities	Maturity Analysis	Maintenance of Sufficient cash and cash Equivalent, Fixed Deposit & other marketable securities
Market Risk - Foreign exchange	Highly probable forecast transactions	Sensitivity analysis	Forward Foreign Exchange Contracts

The Board of Directors of the company provides guiding principles for overall risk management, as well as policies covering specific areas i.e. foreign exchange risk, credit risk & Investment of Surplus liquidity.

The company's risk management is carried out by finance department, accordingly, this department identifies, evaluates and hedges financial risk.

#### A) Price Risk

The main Raw materials for manufacturing of Medical devices are various types of Plastic Granules i.e. PP, LDPE, HDPE, PC, PA, SAN, ABS and K. Resin etc. The prices of Raw materials are mainly dependent on the price of Crude Oil. The majority of Raw materials are being imported by the Company and the few are procured indigenously. In case of imported Raw materials, the adverse forex movements are covered by the natural hedge. In case of the drastic price rise of Raw materials during the year, the Company makes appropriate changes in the prices of Finished Products, after due discussions with the customers. The prices of Finished Goods are generally reviewed every year and appropriate changes in prices are made to offset the increase in cost.

#### B) Credit Risk

Credit risk arises from cash and cash equivalents, financial assets measured at amortized cost and fair value through profit or loss and trade receivables

#### Credit Risk Management

The company has invested in fixed deposits and in liquid mutual funds and have invested only with those funds plan having good credit rating / track record. The company reviews the creditworthiness of these counterparties on an ongoing basis. Another credit risk at the reporting date is from trade receivables as these are typically unsecured. This credit risk has always been managed through credit approvals, establishing credit limits and continuously monitoring the creditworthiness of customer to whom credit is extended in normal course of business. The company estimates the expected credit loss on the basis of past data and experience. The company also takes proper ECGC cover based on risk based classification of trade receivables.

The Geographical concentration of trade receivable (net of allowance) is as under:

Particulars	As at	
	31-Mar-22	31-Mar-21
India	4,655.85	3,631.05
Europe	4,376.83	4,192.80
USA	275.18	42.95
Others	9,838.14	7,025.26
	<b>19,146.00</b>	<b>14,892.06</b>

Review of outstanding trade receivables and financial assets is carried out by the management each quarter. The Company has a practice to provide for provision for doubtful debts on the basis of duly board approved policy on provision for bad & doubtful debts.

#### Reconciliation of loss allowance provisions:

Particulars	As at		
	Deposits	Trade receivable	Advances
Loss Allowance as at 1 April 2020	8.68	30.58	97.50
Change In loss allowance(Net)	(2.00)	7.60	18.86
Loss Allowance as at 31 March 2021	6.68	38.18	116.36
Change In loss allowance (Net)	-	(3.77)	-
<b>Loss Allowance as at 31 March 2022</b>	<b>6.68</b>	<b>34.41</b>	<b>116.36</b>

COVID-19: The Company do not envisage any financial difficulties resulting in additional credit risks higher than usual credit terms due to COVID-19 outbreak.



### C) Interest Rate Risk

Interest rate risk is the risk that the fair value of future cash flows of the financial instruments will fluctuate because of changes in interest rate. The company's main interest rate risk arises from long term borrowings with variable rates (LIBOR plus) which exposes the company to cash flow interest rate risk.

- i) Interest rate risk exposure - The exposure of the company's borrowing to interest rate changes at the end of reporting period is as follows:  
(₹ in Lacs)

Particulars	As at	
	31-Mar-22	31-Mar-21
Variable rate borrowing	10,824.59	11,915.64
Fixed rate borrowing	108.95	354.11
<b>Total</b>	<b>10,933.54</b>	<b>12,269.75</b>

The analysis by maturities is provided in note D "Maturities of Financed liabilities" below.

- ii) Sensitivity analysis: For floating rate liabilities, the analysis is prepared assuming the amount of liability outstanding at the end of the reporting year was outstanding for whole year:-

Particulars	Impact on profit before tax for the year ended	
	31-Mar-22	31-Mar-21
Interest rate- increase by 50 basis point	54.12	59.58
Interest rate- decrease by 50 basis point	(54.12)	(59.58)

### D) Liquidity Risk

The company's principle source of liquidity are cash & cash equivalent and cash flows that are generated from operations. The company believes that its working capital is sufficient to meet its current requirement. Additionally, the company has sizeable surplus funds in liquid mutual fund and also in fixed deposit ensuring safety of capital and availability of liquidity as and when required hence, the company do not perceive any liquidity risk.

Particulars	As at	
	31-Mar-22	31-Mar-21
The group has working capital funds which Includes		
Cash and cash equivalent	63.33	279.47
Current investments in liquid mutual funds	33,659.72	34,501.25
Bank balances	767.85	2,460.87
Trade receivable	19,146.00	14,892.06
<b>Total</b>	<b>53,636.90</b>	<b>52,133.65</b>

Besides above, the company had access to the following undrawn facilities at the end of reporting period:

Particulars	As at	
	31-Mar-22	31-Mar-21
<b>Fixed</b>		
Cash credit and other facilities	3,810.26	4,468.12
<b>Variable</b>		
Other facilities	-	-

**Contractual maturities of significant financial liabilities are as under :**

Maturities of financial liabilities

Particulars	Less than and equal to one year	More than one year	Total
			(₹ in Lacs)
<b>As at 31 March 2022</b>			
Trade payable	7,787.56	-	7,787.56
Other Financial liabilities	10,475.15	3,146.65	13,621.80
<b>Total</b>	<b>18,262.71</b>	<b>3,146.65</b>	<b>21,409.36</b>

<b>As at 31 March 2021</b>			
Trade payable	5,610.26	-	5,610.26
Other Financial liabilities	8,435.72	6,258.14	14,693.86
<b>Total</b>	<b>14,045.98</b>	<b>6,258.14</b>	<b>20,304.12</b>

## E) Market Risk

### COVID-19 related risk

The Company being engaged in manufacture of medical devices and related items (being essential item) has not witnessed any significant interruptions in the supply and production cycle due to COVID-19 and kept production and dispatches on-going during the year under review.

### Foreign Currency Risk

The company operates significantly in international markets through imports and exports and therefore exposed to foreign exchange risk arising from foreign currency transactions primarily with respect to USD/Euro/GBP/JPY. The risk is measured through sensitivity analysis. In order to minimize any adverse effect on the financial performance of the company, financial instrument such as foreign exchange forward contracts are used exclusively to mitigate currency risk.

(i) The company uses foreign exchange forward contracts to mitigate exposure in foreign currency risk. The foreign exchange forward contract outstanding at reporting date are as under: -

Particulars	Type	Currency	As at			
			31-Mar-22		31-Mar-21	
			FC	INR	FC	INR
Forward Contracts	Sell	USD:INR	91.00	6,890.79	-	-
		EURO:INR	0.90	75.69	-	-
		GBP:INR	-	-	3.00	301.98
	Buy	EURO:INR	-	-	4.06	348.56
		JPY:USD	159.00	99.00	-	-

(ii) Particulars of Unhedged Foreign Currency Exposure as at reporting date (Net exposure to Foreign Currency Risk)

Particulars	Currency	As at			
		31-Mar-22		31-Mar-21	
		FC	INR	FC	INR
Receivable / (Payable)	USD:INR	37.22	2,818.24	46.38	3,390.46
	EURO:INR	(19.74)	(1,658.36)	(49.99)	(4,289.30)
	USD:INR	-	-	-	-
	EURO:INR	-	-	-	-
	GBP:INR	0.82	81.11	(1.15)	(115.96)
	CAD:INR	-	-	(0.06)	(3.61)
	LE.:INR	28.50	118.35	13.99	65.07
	SEK:INR	-	-	(0.63)	(5.29)
	JPY:INR	(148.17)	(92.21)	(681.40)	(449.88)
	AUD:INR	-	-	-	-
	SGD:INR	-	-	-	-

## (iii) Maturity of outstanding foreign exchange forward contracts

The details in respect of maturity of outstanding forward exchange forward contract are as given: -

(₹ in Lacs)

Particulars	Type	Currency	As at	
			31-Mar-22	31-Mar-21
Not later than 3 months	Sell	USD:INR	1,211.57	-
		EURO:INR	75.69	-
		GBP:INR	-	150.99
	Buy	EURO:INR	-	348.56
		JPY:USD	49.16	-
Later than 3 months and not later than 6 months	Sell	USD:INR	1,817.35	-
		EURO:INR	-	-
		GBP:INR	-	150.99
	Buy	JPY:USD	24.89	-
		USD:INR	3,861.87	-
Later than 6 month & not later than one year	Sell	EURO:INR	-	-
		GBP:INR	-	-
		JPY:USD	24.89	-
	Buy	USD:INR	-	-
		JPY:USD	-	-

## (iv) The mark to market gain or loss on foreign currency are as under: -

(₹ in Lacs)

Particulars	For the year ended	
	31-Mar-22	31-Mar-21
Mark to market loss / (Gain) accounted for (Net)	(52.07)	(215.76)

**37 CAPITAL MANAGEMENT**

a) **Risk Management** - The company is cash surplus and has no capital other than equity. The Cash surplus are currently invested in Liquid mutual funds and also in fixed deposit with banks. Safety of capital is of prime importance to ensure availability of capital for company's business requirement. Investment objective is to provide safety and adequate return on surplus funds. The company's adjusted net debt to equity ratio at the end of reporting year is as follows:

(₹ in Lacs)

Particulars	As at	
	31-Mar-22	31-Mar-21
Gross borrowings	10,933.54	12,269.75
Less: cash and cash equivalents	63.33	279.47
Adjusted net debt	10,870.21	11,990.28
<b>Total Equity</b>	<b>1,07,697.44</b>	<b>95,400.94</b>
Adjusted net debt to equity	10.09%	12.57%

The company's total owned funds of 1,07,697.44 lacs with 10,870.21 Lacs as net debts is considered adequate by the management to meet its business interest and any capital risk it may face in the future.

b) **Loan Covenants**

Under the terms of borrowing facilities, the company is required to comply with certain financing covenants and the company has complied with those covenants through out the reporting period.

c) **Dividend**

(₹ in Lacs)

Particulars	As at	
	31-Mar-22	31-Mar-21
<b>Dividend recognized in the financial statements</b>		
Final dividend paid in financial year 31st March 22 pertaining to financial year ended 31st March 21	(2,397.01)	-
Interim dividend for financial year ended 31-Mar-22 Nil (31-Mar-21 Nil)	-	-

**Dividend not recognized in the financial statements**

In addition to the above dividend, since year end, the Board of directors have recommended the payment of final dividend of 2.5 per equity share (PY 2.5 per equity share)

This dividend is subject to the approval of shareholders of the company in ensuing Annual General Meeting and upon approval would result in cash outgo of approx. 2397.50 Lacs

**38** The Company has adopted Ind AS 116 effective annual reporting period beginning April 1, 2019 and applied the Standard to its leases retrospectively with the cumulative effect of initially applying the standard, recognized on the date of initial application (April 1, 2019). Accordingly, the company has not restated comparative information, instead, the cumulative effect of initially applying this standard has been recognized as an adjustment to opening balance of retained earnings as on April 1, 2019. The lease payments including interest have been disclosed under cash flow from financing activities. The weighted average incremental borrowing rate of 9% has been applied to lease liabilities recognized in balance sheet at the date of initial application. On application of IndAs 116, the nature of expense has changed from lease rent in previous periods to depreciation cost for right of use asset and finance cost for interest accrued on lease liability.

The details of right of use asset held by the company is as follows:

Particulars	As at 31-Mar-22	As at 31-Mar-21
Balance at the beginning of the year	216.58	309.40
Addition during the year		
Depreciation for the year	86.40	92.82
Adjustment on account of modification in lease term	14.98	-
Closing balance at the end of the year	115.20	216.58

**The Following is break up of current and non-current lease liabilities as at 31st March 2022**

Particulars	As at 31-Mar-22 (Rs.in Lakhs)	As at 31-Mar-21 (Rs.in Lakhs)
Current lease liabilities	105.43	132.35
Non-Current lease liabilities	37.96	196.63
	<b>143.39</b>	<b>328.98</b>

The following is movement in lease liabilities during the year ended 31st March 2021

	Year ended 31-Mar-22	Year ended 31-Mar-21
Balance at the beginning of the year	328.98	432.34
Addition during the year	-	-
Finance cost accrued during the year	17.61	10.64
Modification in lease term	89.20	
Deletions	-	-
Payment of lease liabilities (including interest)	114.00	114.00
Balance at the end of the year	<b>143.39</b>	<b>328.98</b>

Depreciation on right of use asset is Rs 86.40 lacs and Interest on lease liability for year ended 31st March 2022 is Rs 17.61 lacs  
Lease Contracts entered by the company majorly pertains to building taken on lease to conduct the business activities in ordinary course.

**Impact of Covid 19**

The leases that the company has entered with lessors towards properties used as corporate office/ offices are long term in nature and no changes in terms of those leases are expected due to Covid-19

The Table below provides details regarding the contractual maturities of lease charges as at 31st March 2022 on an undiscounted basis:

Particulars:	Short term lease charges payable	Long term lease Charges payable	As at 31st March 2022 (Rs in Lacs)	As at 31st March 2021 (Rs in Lacs)
Less than one year	-	114	114	224.02
Up to five year	-	38	38	208.7
More than five year	-		-	-

The company do not foresee liquidity risk with regard to its lease liabilities as the current assets are sufficient to meet the obligation related to lease liabilities as and when they fall due.

Rental expense recorded for short term lease amounted to Rs.102.74 lacs and grouped as short term lease expense in Note No.32 " other expense

### 39 RELATED PARTY DISCLOSURES:

Related party disclosures as required by Ind AS - 24 "Related Party Disclosures" are as under:

#### A List of related parties and relationships

##### a Subsidiaries, Step-subsiary and Associate

###### Subsidiaries

- 1 Poly Medicure (Laiyang) Co. Ltd., China
- 2 Poly Medicure BV, Netherlands
- 3 Plan 1 Health India Pvt.Ltd.

###### Step-Subsidiary

- 1 Plan 1 Health SRL, Italy (Wholly owned subsidiary company of Poly Medicure BV, Netherlands)
- 2 Poly Health Inc, USA (Wholly owned subsidiary company of Poly Medicure BV, Netherlands)

###### Associate

- 1 Ultra For Medical Products (UMIC), Egypt

##### b Key Management Personnel & Relative

- 1 Mr. Himanshu Baid (Managing Director)
- 2 Mr. Rishi Baid (Joint Managing Director)
- 3 Mr. Naresh Vijayvergiya (CFO) w.e.f 1st July 21
- 4 Mr. J. K. Oswal (CFO) till 30th June 21
- 5 Mr. Avinash Chandra (Company Secretary)
- 6 Mr. Devendra Raj Mehta (Independent Director)
- 7 Mr. Prakash Chand Surana (Independent Director)
- 8 Mr. Shailendra Raj Mehta (Independent Director)
- 9 Dr. Sandeep Bhargava (Independent Director)
- 10 Mr. Alessandro Balboni (Director)
- 11 Mr. Amit Khosla (Independent Director)
- 12 Mrs. Sonal Mattoo (Independent Director)
- 13 Mr. J. K. Baid (Director- relative of Managing Director & Joint Managing Director)
- 14 Mr. Vishal Baid (President- relative of Managing Director & Joint Managing Director)
- 15 Mrs. Mukulika Baid (Director- relative of Managing Director & Joint Managing Director)
- 16 Mr. Dhruv Baid (Manager- relative of Managing Director & Joint Managing Director)
- 17 Mr. Arham Baid (Manager- relative of Managing Director & Joint Managing Director) w.e.f 1st July 2021
- 18 Mr. Aaryaman Baid (Manager- relative of Managing Director & Joint Managing Director) w.e.f 19th July 2021

##### c Enterprises over which key management personnel and their relatives exercise significant influence

- 1 Vitromed Healthcare
- 2 Jai Polypan Pvt. Ltd.
- 3 Stilocraft
- 4 Polycure Martech Ltd.
- 5 Jai Chand Lal Hulasi Devi Baid Charitable Trust



**B Transactions with related parties**

(₹ in Lacs)

Particulars	Subsidiaries, Step Subsidiary and Associate		Key Management personnel and their relatives		Enterprises controlled by key management personnel and their relatives	
	31-03-2022	31-03-2021	31-03-2022	31-03-2021	31-03-2022	31-03-2021
<b>Sales of Goods</b>	<b>1,017.16</b>	<b>1,058.84</b>			<b>2,783.62</b>	<b>2,984.25</b>
Ultra for Medical Products Egypt	756.04	840.14				
Plan 1 Health SRL, Italy	261.12	218.70				
Vitromed Healthcare					2,783.62	2,984.25
<b>Purchases of Goods/Business support &amp; marketing services</b>	<b>297.34</b>	<b>205.48</b>			<b>43.66</b>	<b>90.77</b>
Plan 1 Health SRL, Italy	297.34	186.80				
Poly Medicare (Laiyang) Co. Ltd	-	18.68				
Vitromed Healthcare					43.66	90.77
<b>Job work</b>					<b>5,776.34</b>	<b>5,130.90</b>
Vitromed Health Care					5,776.34	5,130.90
<b>Rent received</b>					<b>0.20</b>	<b>0.20</b>
Vitromed Healthcare					0.20	0.20
<b>Rent paid</b>					<b>1.70</b>	<b>1.70</b>
Jai Polypan Pvt. Ltd.					1.70	1.70
<b>CSR Expenses</b>	<b>125.86</b>	<b>30.45</b>				
Jai Chand Lal Hulasi Devi Baid Charitable Trust	125.86	30.45				
<b>Dividend/ Governing Council Share</b>	<b>85.17</b>	<b>79.40</b>				
Ultra for Medical Products, Egypt	85.17	79.40				
<b>Advance to Subsidiaries / Associates</b>	<b>-</b>	<b>-</b>				
Plan 1 Health SRL, Italy	-	-				
Ultra for Medical Products Egypt	-	-				
<b>Advance From Subsidiaries / Associates</b>	<b>28.35</b>	<b>2.13</b>				
Plan 1 Health SRL, Italy	-	-				
Ultra for Medical Products Egypt	28.35	2.13				
<b>Directors / Key Managerial Personnels'</b>			<b>2,237.64</b>	<b>1,885.87</b>		
<b>Remuneration including commission</b>						
Mr. Himanshu Baid			1,072.08	916.94		
Mr. Rishi Baid			1,042.59	896.02		
Mr. J. K. Oswal			26.77	60.02		
Mr. Naresh Vijayvargiya			82.38			
Mr. Avinash Chandra			13.82	12.89		
<b>Defined benefit obligations</b>			<b>40.92</b>	<b>9.44</b>		
Mr. Himanshu Baid			13.11	4.45		
Mr. Rishi Baid			11.58	3.91		
Mr. J. K. Oswal			13.13	1.03		
Mr. Naresh Vijayvergiya			3.03			
Mr. Avinash Chandra			0.07	0.05		
<b>Share based payment</b>			-	-		
Mr. J. K. Oswal			-	-		
<b>Salary and perquisites</b>			<b>123.11</b>	<b>114.99</b>		
Mr. Vishal Baid			123.11	114.99		
<b>Salary and perquisites</b>			<b>194.81</b>	<b>13.24</b>		
Mr. Dhruv Baid			79.46	13.24		
Mr. Arham Baid			59.60			
Mr. Aaryaman Baid			55.75			

<b>Commission and Sitting fees</b>			<b>93.75</b>	<b>101.75</b>		
Mr. J. K. Baid			11.25	12.25		
Mrs. Mukulika Baid			11.25	12.25		
Mr. Devendra Raj Mehta			12.50	13.75		
Mr. Prakash Chand Surana			12.00	13.75		
Mr. Shailendra Raj Mehta			12.25	13.00		
Dr. Sandeep Bhargava			11.50	12.75		
Mr. Amit Khosla			12.00	13.00		
Mrs. Sonal Mattoo			11.00	11.00		
<b>Investment in Subsidiary Companies</b>	<b>714.06</b>	-				
Poly Medicure BV, Netherlands	714.06	-				
Plan 1 Health India Pvt. Ltd.	-	-				
<b>Management Fee</b>			<b>150.83</b>	<b>150.26</b>		
Mr. Alessandro Balboni			150.83	150.26		

**Outstanding balances at the year end**

(₹ in Lacs)

Particulars	Subsidiaries and Associate		Key Management personnel and their relatives		Enterprises controlled by key management personnel and their relatives	
	31-03-2022	31-03-2021	31-03-2022	31-03-2021	31-03-2022	31-03-2021
<b>Dividend / Share Governing Council outstanding</b>						
Ultra for Medical Devices	118.35	65.07				
<b>Directors' Remuneration / Salary payable</b>			<b>695.07</b>	<b>570.64</b>		
Mr. Himanshu Baid			333.86	279.01		
Mr. Rishi Baid			337.98	279.78		
Mr. Vishal Baid			5.01	4.50		
Mr. Dhruv Baid			3.79	4.97		
Mr. Arham Baid			4.51			
Mr. Aaryamann Baid			4.57			
Mr. J. K. Oswal			-	1.84		
Mr. Naresh Vijayvargiya			4.82			
Mr. Avinash Chandra			0.53	0.54		
<b>Commission Payable</b>			<b>64.80</b>	<b>66.60</b>		
Mr. J. K. Baid			8.10	8.33		
Mrs. Mukulika Baid			8.10	8.33		
Mr. Devendra Raj Mehta			8.10	8.33		
Mr. Prakash Chand Surana			8.10	8.33		
Mr. Shailendra Raj Mehta			8.10	8.33		
Dr. Sandeep Bhargava			8.10	8.33		
Mr. Amit Khosla			8.10	8.33		
Mrs. Sonal Mattoo			8.10	8.33		
<b>Management Fee &amp; Others Payable</b>			<b>23.98</b>	<b>16.48</b>		
Mr. Alessandro Balboni			23.98	16.48		
<b>Trade Receivable</b>	<b>592.39</b>	<b>527.13</b>			-	-
Vitromed Healthcare					-	-
Plan 1 Health SRL , Italy	172.91	144.72				
Ultra for Medical Products	419.48	382.41			-	-

<b>Trade Payable / Payable for capital goods/Rent payable</b>	<b>76.59</b>	<b>39.11</b>			<b>0.28</b>	<b>0.28</b>
Vitromed Healthcare					-	-
Poly Medicare (Laiyang) Co. Ltd					-	-
Jai Polypan Pvt. Ltd.	-	-			0.28	0.28
Plan 1 Health SRL, Italy	76.59	39.11			-	-
<b>Advance from customer</b>						
Ultra for Medical Products	28.35	2.13			-	-

**40 EARNINGS PER SHARE (EPS) OF 5/- EACH:**

(₹ in Lacs)

Particulars	Year ended	
	As at 31-Mar-22	As at 31-Mar-21
Net profit after tax available for equity share holders ( In lacs)	14,601.71	12,951.17
<b>Basic Earnings per Share</b>		
Number of shares considered as Basic weighted average shares outstanding during the year	9,58,88,694	8,90,83,537
Basic Earnings per Share (in )	15.23	14.54
<b>Diluted Earnings per Share</b>		
Weighted Average no. shares outstanding during the year	9,58,88,694	8,90,83,537
Effect of dilutive issue of stock options	75,500	71,886
Weighted Average no. shares outstanding for diluted EPS	9,59,64,194	8,91,55,424
Diluted Earnings per Share (in )	15.22	14.53

**41 EMPLOYEE BENEFIT:**

As per Ind AS - 19 "Employee Benefits", the disclosures are as under:

**I Defined Contribution Plan - Provident Fund**

The company makes contribution towards Provident Fund to Regional fund commissioner. The contribution payable by the company are at the rates specified in the rules of the scheme.

During the year, the company has recognized the following amount in statement of profit and loss

( in lacs)

Particulars	Year ended	
	31-Mar-22	31-Mar-21
Employers' contribution to provident fund * #	649.63	573.09

\* included in "contribution to provident fund and others" under employee benefit expenses (refer note no. 28)

# excluding contribution to provident fund transferred to Research and Development Expenses 9.19 lacs (PY 12.74 lacs).

**II Defined Benefit Plan**

The company has formed a employees gratuity trust which is administrated by Life Insurance Corporation of India (LIC). The company makes contribution towards funding the defined benefit plan pertaining to gratuity to LIC. The Leave Encashment liability is not contributed to any fund and is unfunded. The present value of the defined benefit obligation and related current cost are measured using projected unit credit method with actuarial valuation being carried out at balance sheet date. The amount recognized are as under:

**a) Gratuity (Funded)****(i) Present Value of Defined benefit Obligation**

( in lacs)

Particulars	Year ended	
	31-Mar-22	31-Mar-21
<b>Obligations at year beginning</b>	382.28	333.23
Service Cost - Current	58.65	57.03
Service Cost - Past		-

Interest expenses	25.96	23.06
Actuarial (gain) / Loss on PBO	(32.60)	(14.53)
Benefit payments	(36.64)	(16.50)
Addition due to transfer of employee	-	-
<b>Obligations at year end</b>	<b>397.65</b>	<b>382.28</b>

**(ii) Change in plan assets**

(₹ in Lacs)

Particulars	Year ended	
	31-Mar-22	31-Mar-21
<b>Fair value of plan assets at the beginning of the period</b>	281.06	161.91
Actual return on plan assets	19.70	11.62
Less- FMC Charges	(1.52)	(0.96)
Employer contribution	-	125.00
Benefits paid	(36.64)	(16.50)
<b>Fair value of plan assets at the end of the period</b>	<b>262.59</b>	<b>281.06</b>

**(iii) Assets and Liabilities recognized in the Balance Sheet**

(₹ in Lacs)

Particulars	Year ended	
	31-Mar-22	31-Mar-21
Present Value of the defined benefit obligations	397.65	382.28
Fair value of the plan assets	262.59	281.06
<b>Amount recognized as Liability</b>	<b>135.05</b>	<b>101.22</b>

**(iv) Defined benefit obligations cost for the year:**

(₹ in Lacs)

Particulars	Year ended	
	31-Mar-22	31-Mar-21
Service Cost - Current	58.65	57.03
Service Cost - Past	-	-
Interest Cost	6.87	11.86
Expected return on plan assets	-	-
Actuarial (gain) loss	-	-
<b>Net defined benefit obligations cost</b>	<b>65.52</b>	<b>68.88</b>

**(v) Amount recognized in Other Comprehensive Income (OCI)**

(₹ in Lacs)

Particulars	Year ended	
	31-Mar-22	31-Mar-21
Net cumulative unrecognized actuarial gain/(loss) opening	-	-
Actuarial gain / (loss) for the year on PBO	32.60	14.53
Actuarial gain / (loss) for the year on Asset	(0.91)	(0.55)
<b>Unrecognized actuarial gain/(loss) for the year</b>	<b>31.69</b>	<b>13.98</b>

**(vi) Investment details of Plan Assets**

(₹ in Lacs)

Particulars	Year ended	
	31-Mar-22	31-Mar-21
The details of investments of plan assets are as follows:	-	-
Funds managed by Insurer	100%	100%
<b>Total</b>	<b>100%</b>	<b>100%</b>

Note: In respect of Employees Gratuity Fund, composition of plan assets is not readily available from LIC of India. The expected rate of return on assets is determined based on the assessment made at the beginning of the year on the return expected on its existing portfolio, along with the estimated increment to the plan assets and expected yield on the respective assets in the portfolio during the year.

**(vii) Actuarial assumptions:**

Particulars	Year ended	
	31-Mar-22	31-Mar-21
Discount Rate per annum	7.22%	6.79%
Future salary increases	4.00%	4.00%

Note: Estimate of future increases considered in actuarial valuation takes account of inflation, seniority, promotion and other relevant factors such as supply and demand in the employment market.

**(viii) Demographic Assumptions:**

Attrition rates are the company's best estimate of employee turnover in future determined considering factors such as nature of business & industry, retention policy, demand & supply in employment market, standing of the company, business plan, HR Policy etc. as provided in the relevant accounting standard.

(₹ in Lacs)

Particulars	Year ended	
	31-Mar-22	31-Mar-21
i) Retirement Age (Years)	60.00	60.00
ii) Mortality rates inclusive of provision for disability	100% of IALM (2012 - 14)	
iii) Attrition at Ages	Withdrawal Rate (%)	
Up to 30 Years	3.00	3.00
From 31 to 44 years	2.00	2.00
Above 44 years	1.00	1.00

**(ix) Amount recognized in current year and previous four years:**

(₹ in Lacs)

	Year ended				
	31-Mar-22	31-Mar-21	31-Mar-20	31-Mar-19	31-Mar-18
Defined benefit obligations	397.65	382.28	333.23	321.58	268.28
Plan assets	(262.59)	(281.06)	(161.91)	(157.55)	(137.22)
Deficit /(Surplus)	<b>135.05</b>	<b>101.22</b>	<b>171.32</b>	<b>164.03</b>	<b>131.06</b>

**(x) Expected Contribution to the Fund in the next year**

(₹ in Lacs)

Particulars	Year ended	
	As at 31-Mar-22	As at 31-Mar-21
Service Cost	77.16	72.35
Net Interest Cost	9.75	6.87
Expected contribution for next annual reporting period	<b>86.91</b>	<b>79.23</b>

**(xi) Sensitivity Analysis**

The sensitivity of defined benefit obligations to changes in the weighted principal assumptions is :

( in lacs)

	"Change in Assumption"		"Increase in Assumption"			"Decrease in Assumption"		
	31-Mar-22	31-Mar-21	Impact	31-Mar-22	31-Mar-21	Impact	31-Mar-22	31-Mar-21
Discount Rate per annum	0.50%	0.50%	Decrease by	(23.65)	(23.37)	Increase by	25.94	25.72
Future salary increases	0.50%	0.50%	Increase by	25.32	24.88	Decrease by	(23.19)	(22.71)

The above sensitivity analysis is based on a change in assumption while holding all the other assumptions constant. In practice, this is unlikely to occur, and change in some of the assumptions may be correlated. When calculating the sensitivity of the defined benefit obligation to



significant actuarial assumptions the same method (present value of the defined benefit obligation calculated with the projected unit credit method at the end of the reporting period) has been applied as when calculating the defined benefit liability recognized in balance sheet.

**(xii) Maturity Profile of Defined Benefit Obligation**

(₹ in Lacs)

Sr. No.	Year	Year
a	0 to 1 Year	16.05
b	1 to 2 Year	6.45
c	2 to 3 Year	7.50
d	3 to 4 Year	12.28
e	4 to 5 Year	8.11
f	5 to 6 Year	16.28
g	6 Year onwards	330.98

**(xiii) Risk exposure**

The gratuity scheme is a final salary Defined Benefit Plan that provides for lump sum payment made on exit either by way of retirement, death, disability, voluntary withdrawal. The benefits are defined on the basis of final salary and the period of service and paid as lump sum at exit. The plan design means the risk commonly affecting the liabilities and the financial results are expected to be:

- A) **Salary Increases:** Actual salary increases will increase the Plan's liability. Increase in salary increase rate assumption in future valuations will also increase the liability.
- B) **Investment Risk:** If Plan is funded then assets liabilities mismatch & actual investment return on assets lower than the discount rate assumed at the last valuation date can impact the liability.
- C) **Discount Rate:** Reduction in discount rate in subsequent valuations can increase the plan's liability.
- D) **Mortality & disability:** Actual deaths & disability cases proving lower or higher than assumed in the valuation can impact the liabilities.
- E) **Withdrawals:** Actual withdrawals proving higher or lower than assumed withdrawals and change of withdrawal rates at subsequent valuations can impact Plan's liability.

**b) Leave Encashment (Unfunded)**

The Leave Encashment liability of 185.79 lacs form part of long term provision 167.05 Lacs (PY 155.42 Lacs) and short term provision 18.74 Lacs (PY 18.61 Lacs) and is unfunded and does not require disclosures as mentioned in para 158 of Ind AS 19.

42 Borrowing cost of Nil (Previous Year 4.15 lacs) have been included in capital work in progress.

**43 SEGMENT INFORMATION:**

**Description of segment and principal activity.**

The company is primarily in the business of manufacture and sale of medical devices. Operating segments are reported in the manner consistent with internal reporting to Managing director of the company. The company has regular review procedures in place and Managing director reviews the operations of the company as a whole, Hence there are no reportable segments as per Ind AS 108 Operating segment.

**Information about Geographical areas**

The following information discloses revenue from customers based on geographical areas.

- i) Revenue on product group wise (Ind AS 108, Para 32)

(₹ in Lacs)

Particulars	Year ended	
	As at 31-Mar-22	As at 31-Mar-21
Medical Devices	87,369.89	73,819.85
	<b>87,369.89</b>	<b>73,819.85</b>

**ii) Revenue as per geographical area (Ind AS 108, Para 33 (a))**

(₹ in Lacs)

Particulars	Year ended	
	As at 31-Mar-22	As at 31-Mar-21
With in India	30,356.95	22,562.28
Outside India	57,012.94	51,257.57
	<b>87,369.89</b>	<b>73,819.85</b>

- iii) None of the non-current assets (other than financial instruments, investment in subsidiaries/ associates) are located outside India.  
 iv) None of the customers of the company individually account for 10% or more sale.  
 v) The Company is manufacture of medical devices and has concluded that owing to nature of products the company manufactures, impact of COVID-19 is not material based on revenue estimates.

#### 44 CORPORATE SOCIAL RESPONSIBILITY (CSR)

The details of expenditure incurred on CSR are as under:

(₹ in Lacs)

Sr. No.	Particulars	Year ended	
		31-Mar-22	31-Mar-21
1	The Gross amount required to be spent by the company during the year as per Section 135 of Companies Act 2013 read with Schedule VII	263.16	211.78
2	Amount of expenditure incurred on:		
	i. Construction / acquisition of any assets	-	-
	ii. On purposes other than (i) above	264.94	247.72
3	Unspent amount in CSR	-	-
4	Total of previous years shortfall	-	-
5	Reason for shortfall	NA	NA
6	Nature of CSR activities Promoting education, Promotion of Healthcare, Food relief activity, Social welfare, Covid 19 related assistance/Specific products	-	-
7	Details of related party transactions in relation to CSR expenditure as per relevant Accounting Standard Contribution to JAI CHAND LAL HULASI DEVI BAID CHARITABLE TRUST in relation to CSR expenditure	125.86	30.45

#### 45 SHARE BASED PAYMENTS:

The company has formulated "Poly Medicare Employee Stock Option Scheme, 2016 (ESOP 2016)" duly approved by the share holders in the annual general meeting held on 04th June 2019 in accordance of which the ESOP Committee of Board of Directors of the company held on 27th Sept 2016 has granted 42950 equity shares to eligible employees on the following terms & Conditions:

All option granted under this scheme shall, upon vesting, be exercised with in a period of three months from the date of vesting, failing which the option shall lapse, or such other date as decided by the compensation committee.

Provided, however that in case of cessation of employment, the vested option shall lapse/ be exercised in accordance with the provisions of article 12 of this scheme.

The vesting period for the conversion of options are as follows:

On completion of 24 months from the date of grant of option: 50% vests.

On completion of 36 months from the date of grant of option: 50% vests.

The company has also formulated Poly Medicare Employee Stock Option Scheme, 2020 (ESOP 2020) duly approved by the share holders in the annual general meeting held on 29th Sept 2020 in accordance of which the ESOP Committee of Board of Directors of the company held on 6th November 2020 has granted 63100 equity shares to eligible employees on the following terms & Conditions:

All option granted under this scheme shall, upon vesting, be exercised with in a period of three months from the date of vesting, failing which the option shall lapse, or such other date as decided by the compensation committee.

Provided, however that in case of cessation of employment, the vested option shall lapse/ be exercised in accordance with the provisions of article 12 of this scheme.

The vesting period for the conversion of options are as follows:

On completion of 24 months from the date of grant of option: 50% vests.

On completion of 36 months from the date of grant of option: 50% vests.

#### b Details of employees stock options granted under Poly Medicare Employee Stock Option Scheme, (ESOP 2016)

Financial Year (Year of Grant)	Number	Financial year of vesting	Exercise price	Fair value
2019-20	42950	2021-22 2022-23	50	147

#### c Details of employees stock options granted under Poly Medicare Employee Stock Option Scheme, (ESOP 2020)

Financial Year (Year of Grant)	Number	Financial year of vesting	Exercise price	Fair value
2019-21	63100	2022-23 2023-24	100	374

e Movement of share options during the year

Particulars	As at 31st March 2022		As at 31st March 2021	
	Number of share options	Exercise Price	Number of share options	Exercise Price
Balance at the beginning of the year	1,02,800	50 & 100	41,550	50
Granted during the year (ESOP-2020)	-	-	63,100	100
Granted during the year (ESOP-2016)	-	-	-	-
Forfeited during the year	7,525	-	1,850	-
Exercised during the year (ESOP-2016)	19,775	50	-	-
Expired / Lapsed during the year	-	-	-	-
Balance Options to be exercised at the end of the year	75,500	50 & 100	1,02,800	50 & 100

f Compensation expenses arising on account of share based payments

(₹ in Lacs)

Particulars	Year ended	
	31-Mar-22	31-Mar-21
Share based payment expenses to employees	93.10	64.73
<b>Total</b>	<b>93.10</b>	<b>64.73</b>

g Fair value on grant date

The fair value on grant date is determined using Black Scholes Model which takes into account exercise price, terms of option, share price at grant date and expected price volatility of the underline shares, expected dividend yield and risk free interest rate for the term of option.

The model inputs for options granted	ESOS 2016	ESOS 2020
a Exercise price	50	100
b Grant date	3rd June 2019	29th Sep 2020
c Vesting year	2021-22 2022-23	2022-23 2023-24
d Share price at grant date	195	463
e Expected price volatility of the company share	20% to 25%	20% to 25%
f Expected dividend yield	0.86%	0.43%
g Risk free interest rate	6.92%	6.00%

The expected price volatility is based on the historic volatility.

46 During the year ended 31st March, 2021, the company had issued 76,33,587 equity shares of Rs 5/- each at premium of Rs. 519/- each (Issue Price per share Rs. 524/- each) amounting to Rs.40,000 lacs to Qualified Institutional Investors on QIP basis. The proceeds of QIP have been utilized as per details given below:

S.No	Particulars	Amount (Rs.in Lacs)
1	QIP share issue expenses(including GST of Rs.105.59 lacs)	799.09
2	Repayment/Prepayment of debts and working capital	6,182.80
3	Investment in subsidiary	714.06
4	Capital expenditure	15,180.20
5	Amount temporarily invested in fixed deposits and liquid mutual funds pending utilization	17,123.85
	<b>Total</b>	<b>40,000.00</b>

47 Events after the reporting date

Dividends declared by the company are based on the profits available for distribution. On 24th May 2022, the Board of directors have proposed a final dividend of Rs.2.50/- per share in respect of the year ended March 31 2022 subject to approval of shareholders at the Annual General Meeting. The proposal is subject to approval of shareholders at the Annual General Meeting, and if approved, would result in a cash outflow approximately Rs. 2397.50 Lacs.

48 Standards issued and amended but not effective

The Ministry of Corporate Affairs (MCA) notifies new Indian Accounting Standards or amendments to the existing standards under companies (Indian Accounting Standards) Rules as issued from time to time. On March 23 2022, MCA amended the companies (Indian Accounting Standards) Amendment Rules, 2022 as below.

**IND AS 16 - Property Plant and equipment** - The amendment clarifies that excess of net sale proceeds of items produced over the cost of testing, if any shall not be recognised in the profit and loss but deducted from the directly attributable costs considered as part of cost of an item of property plant and equipment. The effective date for adoption of this amendment is annual period beginning on or after April 1, 2022. the company has evaluated the amendment and there is no impact on its standalone financial statements.

**IND AS 37- Provisions, Contingent Liabilities and Contingent Assets** - The amendment specifies that cost of fulfilling a 'contract comprises the costs that relate directly to the contract'. Cost that relate directly to a contract can either be incremental costs of fulfilling the contract ( example would be direct materials, labour) or an allocation of other costs that relate directly to fulfilling contracts ( example would be allocation of depreciation charge for an item of property plant and equipment used in fulfilling the contract.) The effective date for adoption of this amendment is annual periods beginning on or after April 1, 2022 although early adoption is permitted the company has evaluated the amendment and there is no impact on company standalone financials.

#### 49 Additional Regulatory Information

##### Ratios

RATIOS	Numerator	Denominator	March 2022	March 2021	% Change as compared to previous year	Reasons for change in ratio by more than 25% as compared to previous year
Current Ratio	Current Assets	Current Liabilities	3.65	4.43	-17.76%	NA
Inventory Turnover Ratio (extrapolated)	Sales	Average Inventory (Opening + Closing Inventory /2)	6.77	7.11	-4.67%	NA
Trade Receivables Turnover Ratio	Sales	Average Trade Receivables (Opening + Closing Trade Receivables/2)	5.17	5.55	-6.89%	NA
Creditors Turnover Ratio	Purchase	Average Trade Payables (Opening + Closing Trade Payables/2)	7.25	5.52	31.25%	This increase in creditor turnover ratio is primarily due to increase in raw material prices.
Net Profit Ratio	Profit After Tax	Sales	16.60%	17.33%	-4.18%	NA
Return On Equity	Profit after Tax	Shareholder's Equity (Equity Share Capital + Other Equity)	14.38%	18.73%	-23.21%	NA
Capital Turnover Ratio	Net Sales	Average Working Capital (Current Assets-Current Liabilities)	1.64	1.43	14.15%	NA
Debt To Equity Ratio	Total Debt	Shareholder's Equity (Equity Share Capital + Other Equity)	0.10	0.13	-21.06%	NA
Debt Service Coverage Ratio	Earnings available for debt service (Profit before tax+ Depreciation)	Debt Service(Interest including lease payment interest + Current Principal Repayments)	5.52	2.93	88.83%	The increase in debt service ratio denotes reduction in current period principal repayments and increase in profit before tax.
Return on Capital employed	Earning before interest and taxes	Capital Employed (Shareholder's Equity + Total Debt + Deferred Tax Liability)	16.40%	16.61%	-1.28%	NA
Return on investment	Return on Various investments (e.g. Mutual Fund, FD)	Invested funds (e.g. Mutual Fund, FD)	5.36%	7.85%	-31.72%	The decrease in return on investment is primarily due to maket volatility.

#### 50 Previous year figures have been regrouped or reclassified to confirm current year classification.

As per our Auditors' report of even date annexed  
For **M C Bhandari & Co. ( Reg No.303002E)**  
Chartered Accountants

For and on behalf of the Board of Directors

Ravindra Bhandari  
Partner  
Membership No. 097466

Himanshu Baid  
Mangingng Director  
DIN : 00014008

Rishi Baid  
Joint Mangingng Director  
DIN : 00048585

Place : New Delhi  
Date: 24<sup>th</sup> May 2022

Naresh Vijayvargiya  
CFO

Avinash Chandra  
Company Secretary

## INDEPENDENT AUDITORS' REPORT

### TO THE MEMBERS OF POLY MEDICURE LIMITED

#### Report on the Audit of the Consolidated Financial Statements

#### Opinion

We have audited the accompanying consolidated financial statements of Poly Medicure Limited ("the Holding Company") its foreign subsidiaries and subsidiary company incorporated in India (the Company and its subsidiaries together referred to as "the Group") its associate as per list annexed, which comprise the Consolidated Balance Sheet as at March 31, 2022, the Consolidated Statement of Profit and Loss (including Other Comprehensive Income), the Consolidated Statement of Changes in Equity and the Consolidated Statement of Cash Flows for the year ended on that date, and a summary of the significant accounting policies and other explanatory information (hereinafter referred to as "the consolidated financial statements").

In our opinion and to the best of our information and according to the explanations given to us, the aforesaid consolidated financial statements give the information required by the Companies Act, 2013 (the "Act") in the manner so required and give a true and fair view in conformity with Indian Accounting Standards prescribed under section 133 of the Act read with the Companies (Indian Accounting Standards) Rules, 2015, as amended ("Ind AS") and other accounting principles generally accepted in India, of the consolidated state of affairs of the Group as at March 31, 2022, the consolidated profit, consolidated total comprehensive income, consolidated changes in equity and its consolidated cash flows including its associate for the year ended on that date.

Key Audit Matters	How the Key Audit Matter was addressed
<p><b>Goodwill</b> The Group has recognised goodwill on consolidation amounting to 2858.11 lacs. The group conducts annual impairment testing of goodwill using discounted cash flow method. Significant judgements are used to estimate the recoverable amount of goodwill. The determination of recoverable amount involves use of several key assumptions including estimate of future sales volume, price, operating margin and discount rate and is, hence, considered as a key audit matter. The Group has assessed that no impairment in the value of goodwill is necessitated. (Refer Note 47)</p>	<p>We have assessed business plan and future cash flows of Step subsidiary company to evaluate management position on non-impairment in value of goodwill on consolidation. Our audit procedures included following: Evaluated the design and tested operating effectiveness of management control in assessing carrying amount of goodwill. Obtained computation of recoverable amount and tested reasonableness of key assumptions Obtained &amp; Evaluated management sensitivity analysis to ascertain impact of changes in key assumptions for determining downside impact on recoverable amount.</p>

#### Information Other than the Consolidated Financial Statements and Auditors' Report Thereon

The Holding Company's Management and Board of Directors are responsible for the preparation of the other information. The other information comprises the information included in the Management Discussion and Analysis, Board's Report including annexures to Board's Report, Business Responsibility Report, Corporate Governance and Shareholder's Information, but does not include the consolidated financial statements and our auditor's report thereon. The other information is expected to be made available to us after the date of the audit report.

Our opinion on the consolidated financial statements does not cover the other information and we do not express any form of assurance conclusion thereon.

In connection with our audit of the consolidated financial statements, our responsibility is to read the other information and, in doing so, consider whether the other information is materially inconsistent with the consolidated financial statements or our knowledge obtained during the course of our audit or otherwise appears to be materially misstated.

#### Basis for Opinion

We conducted our audit of the consolidated financial statements in accordance with the Standards on Auditing (SAs) specified under section 143(10) of the Act (SAs). Our responsibilities under those Standards are further described in the **Auditor's Responsibilities for the Audit of the Consolidated Financial Statements** section of our report. We are independent of the Group in accordance with the **Code of Ethics** issued by the Institute of Chartered Accountants of India (ICAI) together with the ethical requirements that are relevant to our audit of the consolidated financial statements under the provisions of the Act and the Rules made thereunder, and we have fulfilled our other ethical responsibilities in accordance with these requirements and the ICAI's Code of Ethics. We believe that the audit evidence we have obtained along with the consideration of audit report of other auditors referred to in "other matter" is sufficient and appropriate to provide a basis for our audit opinion on the consolidated financial statements.

#### Key Audit Matters

Key audit matters are those matters that, in our professional judgment, were of most significance in our audit of the consolidated financial statements of the current period. These matters were addressed in the context of our audit of the consolidated financial statements as a whole, and in forming our opinion thereon, and we do not provide a separate opinion on these matters. We have determined the matters described below to be the key audit matters to be communicated in our report.

If, based on the work we have performed, we conclude that there is a material misstatement of this other information, we are required to report that fact. We have nothing to report in this regard, as for the year ended March 31, 2022 the other information has not yet been prepared and not yet approved by Board of Directors.

#### Management's Responsibility for the Consolidated Financial Statements

The Holding Company's Management and Board of Directors are responsible for the matters stated in section 134(5) of the Act with respect to preparation of these consolidated financial statements that give a true and fair view of the consolidated financial position, consolidated financial performance, consolidated total comprehensive income, consolidated changes in equity and consolidated cash flows of the Group including its associate in accordance with the Ind AS and other accounting principles generally accepted in India. The respective Board of Directors of the companies included in the Group and of its associate are responsible for maintenance of the adequate accounting records in accordance with the provisions of the Act for safeguarding the assets of the Group and of its associate and for preventing and detecting frauds and other irregularities; selection and application of appropriate accounting policies; making judgments and



estimates that are reasonable and prudent; and design, implementation and maintenance of adequate internal financial controls, that were operating effectively for ensuring the accuracy and completeness of the accounting records, relevant to the preparation and presentation of the consolidated financial statements that give a true and fair view and are free from material misstatement, whether due to fraud or error, which have been used for the purpose of preparation of consolidated financial statements by the directors of Holding company.

In preparing the consolidated financial statements, the respective Board of Directors of the companies included in the Group and of its associate are responsible for assessing the ability of the group and of its associate to continue as a going concern, disclosing, as applicable, matters related to going concern and using the going concern basis of accounting unless management either intends to liquidate the Group or to cease operations, or has no realistic alternative but to do so.

The respective Board of Directors of the companies included in the Group and of its associate are also responsible for overseeing the financial reporting process of the Group and of its associate.

#### **Auditor's Responsibilities for the Audit of the Consolidated Financial Statements**

Our objectives are to obtain reasonable assurance about whether the consolidated financial statements as a whole are free from material misstatement, whether due to fraud or error, and to issue an auditor's report that includes our opinion. Reasonable assurance is a high level of assurance, but is not a guarantee that an audit conducted in accordance with SAs will always detect a material misstatement when it exists. Misstatements can arise from fraud or error and are considered material if, individually or in the aggregate, they could reasonably be expected to influence the economic decisions of users taken on the basis of these consolidated financial statements.

As part of an audit in accordance with SAs, we exercise professional judgment and maintain professional skepticism throughout the audit. We also:

Identify and assess the risks of material misstatement of the consolidated financial statements, whether due to fraud or error, design and perform audit procedures responsive to those risks, and obtain audit evidence that is sufficient and appropriate to provide a basis for our opinion. The risk of not detecting a material misstatement resulting from fraud is higher than for one resulting from error, as fraud may involve collusion, forgery, intentional omissions, misrepresentations, or the override of internal control.

- Obtain an understanding of internal financial controls relevant to the audit in order to design audit procedures that are appropriate in the circumstances. Under section 143(3)(i) of the Act, we are also responsible for expressing our opinion on whether the holding Company and its subsidiary companies which are companies incorporated in India, has adequate internal financial controls system in place and the operating effectiveness of such controls. There is only one subsidiary company incorporated in India and two subsidiary companies are incorporated out of India.
- Evaluate the appropriateness of accounting policies used and the reasonableness of accounting estimates and related disclosures made by management.
- Conclude on the appropriateness of management's use of the going concern basis of accounting and, based on the audit evidence obtained, whether a material uncertainty exists related to events or conditions that may cast significant doubt on the ability of the Group and its associate to continue as a going concern. If we conclude that a material uncertainty exists, we are required to

draw attention in our auditor's report to the related disclosures in the consolidated financial statements or, if such disclosures are inadequate, to modify our opinion. Our conclusions are based on the audit evidence obtained up to the date of our auditor's report. However, future events or conditions may cause the Group and its associate to cease to continue as a going concern.

- Evaluate the overall presentation, structure and content of the consolidated financial statements, including the disclosures, and whether the consolidated financial statements represent the underlying transactions and events in a manner that achieves fair presentation.
- Obtain sufficient appropriate audit evidence regarding the financial information of the entities or business activities within the Group and its associate of which we are the independent auditors and whose financial information we have audited to express an opinion on the consolidated financial statements. We are responsible for the direction, supervision and performance of the audit of the financial statements of such entities included in the consolidated financial statements of which we are the independent auditors. For the other entities included in the consolidated financial statement which have been audited by other auditors situated outside India, such other auditor remain responsible for the direction, supervision and performance of the audit carried out by them. We remain solely responsible for our audit opinion.

Materiality is the magnitude of misstatements in the consolidated financial statements that, individually or in aggregate, makes it probable that the economic decisions of a reasonably knowledgeable user of the financial statements may be influenced. We consider quantitative materiality and qualitative factors in (i) planning the scope of our audit work and in evaluating the results of our work; and (ii) to evaluate the effect of any identified misstatements in the financial statements.

We communicate with those charged with governance of holding company and subsidiary company incorporated in India included in financial statement of which we are the independent auditors regarding, among other matters, the planned scope and timing of the audit and significant audit findings, including any significant deficiencies in internal control that we identify during our audit.

We also provide those charged with governance with a statement that we have complied with relevant ethical requirements regarding independence, and to communicate with them all relationships and other matters that may reasonably be thought to bear on our independence, and where applicable, related safeguards.

From the matters communicated with those charged with governance, we determine those matters that were of most significance in the audit of the consolidated financial statements of the current period and are therefore the key audit matters. We describe these matters in our auditor's report unless law or regulation precludes public disclosure about the matter or when, in extremely rare circumstances, we determine that a matter should not be communicated in our report because the adverse consequences of doing so would reasonably be expected to outweigh the public interest benefits of such communication.

#### **Other Matters**

We did not audit the financial statements of one foreign subsidiary, whose financial statements reflect total assets of 2116.98 lacs as at 31st March 2022 and total revenue of 1542.50 lacs for the year then ended on that date and financial statements of one foreign associate in which the share of profit of the Group is 244.73 lacs. The financial statements of one foreign subsidiary namely Poly Medicare (Laiyang) Co. Ltd., China and of one associate namely Ultra for Medical Products

(UMIC), Egypt, have been audited by other auditors outside India whose reports have been furnished to us and our opinion is based solely on the reports of the other auditors.

The Financial Statement of one foreign subsidiary (as Consolidated) namely Poly Medicure BV Netherlands in which financial statement of Step Subsidiary Plan 1 Health and Poly Health Medical INC. US are consolidated and whose consolidated financial statement/information reflect total assets of 5983.36 Lacs as at 31st March'2022, and total consolidated revenue of 3392.22 Lacs for the year ended on that date as considered in the Consolidated financial statements. These consolidated financial statement/financial information have not been audited as based on article 2.396 Section 6 of Dutch Civil Code, the said foreign subsidiary company is exempt from the obligation to have the annual accounts (including consolidated accounts) audited by the auditor, and are, therefore, management certified and have been furnished to us by the management and our opinion on the consolidated financial statements in so far as it relates to the amounts and disclosure included in respect of the Subsidiary so far as it relates to the aforesaid subsidiary is based solely on the basis of management certified consolidated financial statements.

In respect of subsidiaries/ associate located outside India whose financial result and other financial information have been prepared in accordance with the accounting principles generally accepted in their respective countries and which have been audited by other auditor/ management certified. The holding company's management has converted the financial results of such subsidiaries/associate located outside India from accounting principles generally accepted in their respective countries to accounting principles generally accepted in India. We have audited these conversion adjustments made by the holding company's management. Our opinion in so far as it relates to the balances and affair of such subsidiaries/ associate located outside India is based on the report of other auditor/ management certified and the conversion adjustment prepared by the management of the holding company and audited by us.

Our Opinion on Consolidated financial statements and our report on other legal and regulatory requirements is not modified in respect of the above matters with respect to our reliance on the work done and the report of the other auditor and the financial statement/financial information as certified.

#### Report on Other Legal and Regulatory Requirements

1. As required by Section 143(3) of the Act, based on our audit report that:
  - a) We have sought and obtained all the information and explanations which to the best of our knowledge and belief were necessary for the purposes of our audit of the aforesaid consolidated financial statements.
  - b) In our opinion, proper books of account as required by law relating to preparation of the aforesaid consolidated financial statements have been kept so far as it appears from our examination of those books.
  - c) The Consolidated Balance Sheet, the Consolidated Statement of Profit and Loss (including Other Comprehensive Income), Consolidated Statement of Changes in Equity and the Consolidated Statement of Cash Flows dealt with by this Report are in agreement with the relevant books of account maintained for the purpose of preparation of the consolidated financial statements.
  - d) In our opinion, the aforesaid consolidated financial statements comply with the Ind AS specified under Section 133 of the Act, read with Rule 7 of the Companies

(Accounts) Rules, 2014.

- e) On the basis of the written representations received from the directors of the holding Company as on March 31, 2022 taken on record by the Board of Directors of the holding Company, and of subsidiary company incorporated in India, none of the directors of the holding Company and its subsidiary company incorporated in India is disqualified as on March 31, 2022 from being appointed as a director in terms of Section 164 (2) of the Act.
- f) With respect to the adequacy and the operating effectiveness of the internal financial control over financial reporting with reference to these consolidated financial statement of the Holding company and its subsidiary company incorporated in India, refer to our separate report in annexure 1 to this report.
- g) With respect to the other matters to be included in the Auditor's Report in accordance with the requirements of section 197(16) of the Act, as amended:

In our opinion and to the best of our information and according to the explanations given to us, the remuneration paid by the holding Company to its directors during the year is in accordance with the provisions of section 197 of the Act.

- h) With respect to the other matters to be included in the Auditor's Report in accordance with Rule 11 of the Companies (Audit and Auditors) Rules, 2014, as amended, in our opinion and to the best of our information and according to the explanations given to us and based on the consideration of report of the other auditors on separate financial statements as also other financial information of subsidiaries, associates as noted in "other Matter" paragraph.
  - i. The consolidated financial statements discloses impact of pending litigations on the consolidated financial position of the Group.
  - ii. Provision has been made in the consolidated financial statements, as required under the applicable law or accounting standards, for material foreseeable losses, if any, on long term contracts including derivative contracts.
  - iii. There has been no delay in transferring amounts, required to be transferred, to the Investor Education and Protection Fund by the holding Company and subsidiary company incorporated in India.
  - iv) (a) The respective Managements of the Company and its subsidiary which is company incorporated in India, whose financial statements have been audited under the Act, have represented to us that, to the best of their knowledge and belief, no funds (which are material either individually or in the aggregate) have been advanced or loaned or invested (either from borrowed funds or share premium or any other sources or kind of funds) by the Company or any of such subsidiary to or in any other person or entity, including foreign entity ("Intermediaries"), with the understanding, whether recorded in writing or otherwise, that the Intermediary shall, directly or indirectly lend or invest in other persons or entities identified in any manner whatsoever by or on behalf of the Company or any of such subsidiary ("Ultimate Beneficiaries") or provide

any guarantee, security or the like on behalf of the Ultimate Beneficiaries.

(b) The respective Managements of the Company and its subsidiary which is company incorporated in India, whose financial statements have been audited under the Act, have represented to us that, to the best of their knowledge and belief, no funds (which are material either individually or in the aggregate) have been received by the Company or any of such subsidiary from any person or entity, including foreign entity ("Funding Parties"), with the understanding, whether recorded in writing or otherwise, that the Company or any of such subsidiaries shall, directly or indirectly, lend or invest in other persons or entities identified in any manner whatsoever by or on behalf of the Funding Party ("Ultimate Beneficiaries") or provide any guarantee, security or the like on behalf of the Ultimate Beneficiaries.

(c) Based on the audit procedures that have been considered reasonable and appropriate in the circumstances performed by us on the Company and its subsidiary which is company incorporated in India whose financial statements have been audited under the Act, nothing has come to our notice that has caused us to believe that the representations under sub-clause (i) and (ii) of Rule 11(e), as provided under (a) and (b) above, contain any material misstatement.

v) As stated in Note 13.5 and 50 to the consolidated financial statements

(a). The final dividend proposed in the previous year, declared and paid by the Company during the year is in accordance with Section 123 of the Act, as applicable.

(b). The Board of Directors of the Company have proposed final dividend for the year which is subject to the approval of the members at the ensuing Annual General Meeting. The amount of dividend proposed is in accordance with section 123 of the Act, as applicable.

2. With respect to the matters specified in paragraphs 3(xxi) and 4 of the Companies (Auditor's Report) Order, 2020 (the "Order"/ "CARO") issued by the Central Government in terms of Section 143(11) of the Act, to be included in the Auditor's report, according to the information and explanations given to us, and based on the CARO reports issued by us for the Company and its subsidiary included in the consolidated financial statements of the Company, to which reporting under CARO is applicable, we report that there are no qualifications or adverse remarks in these CARO reports.

For **M C Bhandari & Co.**  
Chartered Accountants  
**Firm's registration number: 303002E**

**Ravindra Bhandari**  
Partner  
Membership number: **097466**  
UDIN: 22097466AJMNQR8538

Place: New Delhi  
Date: 24<sup>th</sup> May 2022

## Annexure - A to the Auditors' Report

### Report on the Internal Financial Controls under Clause (i) of Sub-section 3 of Section 143 of the Companies Act, 2013 ("the Act")

In conjunction with our audit of the consolidated financial statements of the Company as of and for the year ended 31st March 2022, we have audited the internal financial controls over financial reporting of Poly Medicare Limited ("the Holding Company") as of that date.

#### Management's Responsibility for Internal Financial Controls

The Board of Directors of the Holding Company and of subsidiary company incorporated in India are responsible for establishing and maintaining internal financial controls based on the internal control over financial reporting criteria established by the Company considering the essential components of internal control stated in the Guidance Note on Audit of Internal Financial Controls over Financial Reporting issued by the Institute of Chartered Accountants of India ("ICAI"). These responsibilities include the design, implementation and maintenance of adequate internal financial controls that were operating effectively for ensuring the orderly and efficient conduct of its business, including adherence to company's policies, the safeguarding of its assets, the prevention and detection of frauds and errors, the accuracy and completeness of the accounting records, and the timely preparation of reliable financial information, as required under the Companies Act, 2013.

#### Auditors' Responsibility

Our responsibility is to express an opinion on the Company's internal financial controls over financial reporting based on our audit. We conducted our audit in accordance with the Guidance Note on Audit of Internal Financial Controls over Financial Reporting (the "Guidance Note") issued by ICAI and the Standards on Auditing, issued by ICAI and deemed to be prescribed under section 143(10) of the Companies Act, 2013, to the extent applicable to an audit of internal financial controls, both issued by the Institute of Chartered Accountants of India. Those Standards and the Guidance Note require that we comply with ethical requirements and plan and perform the audit to obtain reasonable assurance about whether adequate internal financial controls over financial reporting was established and maintained and if such controls operated effectively in all material respects.

Our audit involves performing procedures to obtain audit evidence about the adequacy of the internal financial controls system over financial reporting and their operating effectiveness. Our audit of internal financial controls over financial reporting included obtaining an understanding of internal financial controls over financial reporting, assessing the risk that a material weakness exists, and testing and evaluating the design and operating effectiveness of internal control based on the assessed risk. The procedures selected depend on the auditor's judgment, including the assessment of the risks of material misstatement of the financial statements, whether due to fraud or error.

We believe that the audit evidence we have obtained is sufficient and appropriate to provide a basis for our audit opinion on the Company's internal financial controls system over financial reporting.

#### Meaning of Internal Financial Controls over Financial Reporting

A company's internal financial control over financial reporting is a process designed to provide reasonable assurance regarding the reliability of financial reporting and the preparation of financial statements for external purposes in accordance with generally accepted accounting principles. A company's internal financial control over financial reporting includes those policies and procedures that (1) pertain to the maintenance of records that, in reasonable detail, accurately and fairly reflect the transactions and dispositions of

the assets of the company; (2) provide reasonable assurance that transactions are recorded as necessary to permit preparation of financial statements in accordance with generally accepted accounting principles, and that receipts and expenditures of the company are being made only in accordance with authorizations of management and directors of the company; and (3) provide reasonable assurance regarding prevention or timely detection of unauthorized acquisition, use, or disposition of the company's assets that could have a material effect on the financial statements.

#### **Inherent Limitations of Internal financial Controls over financial Reporting**

Because of the inherent limitations of internal financial controls over financial reporting, including the possibility of collusion or improper management override of controls, material misstatements due to error or fraud may occur and not be detected. Also, projections of any evaluation of the internal financial controls over financial reporting to future periods are subject to the risk that the internal financial control over financial reporting may become inadequate because of changes in conditions, or that the degree of compliance with the policies or procedures may deteriorate.

#### **Opinion**

In our opinion, the Holding Company and subsidiary company incorporated in India, have, in all material respects, an adequate internal financial controls system over financial reporting and such internal financial controls over financial reporting were operating effectively as at 31st March 2022, based on the internal control over financial reporting criteria established by the Company considering the essential components of internal control stated in the Guidance Note on Audit of Internal Financial Controls Over Financial Reporting issued by the ICAI.

For **M C Bhandari & Co.**  
Chartered Accountants  
**Firm's registration number: 303002E**

#### **Ravindra Bhandari**

Partner  
Membership number: **097466**  
UDIN: 22097466AJMNQR8538  
Place: New Delhi  
Date: 24<sup>th</sup> May 2022

#### **Annexure I: List of entities consolidated as at 31 March 2022**

1. Poly Medicure (Laiyang) Co. Ltd. - China - Wholly owned Subsidiary
2. Poly Medicure BV - Netherlands (Consolidated) – Wholly owned Subsidiary
3. Ultra for Medical Products Co. (UMIC) – Egypt – Associate
4. Plan 1 Health India Pvt. Ltd. Subsidiary

**Poly Medicare Limited**  
CIN: L40300DL1995PLC066923

**Consolidated Balance Sheet as at 31 March 2022**

(₹ in Lacs)

Particulars	Note No.	As at 31 March 2022	As at 31 March 2021
<b>ASSETS</b>			
<b>1 Non-current assets</b>			
(a) Property, plant and equipment	2	43,868.21	37,410.71
(b) Capital work-in-progress		3,713.56	1,474.46
(c) Right of Use	2	115.20	216.58
(d) Investment Properties	3	386.88	452.82
(e) Goodwill on consolidation		2,858.11	2,858.11
(f) Intangible assets	2	1,581.42	1,636.24
(g) Intangible assets under development		626.00	646.51
(h) Financial Assets			
(i) Investment in associates	4	976.88	940.34
(ii) Other Investments	5	-	-
(iii) Other financial assets	7	2,347.40	5,515.51
(h) Other non-current assets	8	2,866.15	810.94
<b>Total non-current assets</b>		<b>59,339.81</b>	<b>51,962.22</b>
<b>2 Current assets</b>			
(a) Inventories	9	16,836.43	12,648.20
(b) Financial assets			
(i) Investments	5	33,659.72	34,501.25
(ii) Trade receivables	10	20,662.89	15,586.31
(iii) Cash and cash equivalents	11	775.74	495.46
(iv) Bank balances other than (iii) above	12	767.85	2,460.87
(v) Loans	6	34.16	33.30
(vi) Other financial assets	7	377.50	312.61
(c) Other current assets	8	5,229.37	4,372.83
<b>Total current assets</b>		<b>78,343.66</b>	<b>70,410.83</b>
<b>TOTAL ASSETS</b>		<b>1,37,683.47</b>	<b>1,22,373.05</b>
<b>EQUITY AND LIABILITIES</b>			
<b>EQUITY</b>			
(a) Equity share capital	13	4,795.02	4,794.03
(b) Other equity	14	1,03,953.12	91,763.02
<b>Equity attributable to shareholders of the company</b>		<b>1,08,748.14</b>	<b>96,557.05</b>
<b>Non-controlling interest</b>		-	-
<b>Total equity</b>		<b>1,08,748.14</b>	<b>96,557.05</b>



<b>LIABILITIES</b>			
<b>1</b>	<b>Non-current liabilities</b>		
	(a) Financial liabilities		
	(i) Borrowings	15	3,812.72
	(ii) Lease Liabilities		37.96
	(iii) Other financial liabilities	16	52.35
	(b) Provisions	17	398.22
	(c) Government Grants		352.92
	(d) Deferred tax liabilities (Net)	18	1,613.34
	<b>Total non-current liabilities</b>		<b>6,267.51</b>
<b>2</b>	<b>Current liabilities</b>		
	(a) Financial liabilities		
	(i) Borrowings	19	8,714.73
	(ii) Lease Liabilities		105.43
	(iii) Trade payables	20	
	a) total outstanding dues of micro enterprises and small enterprises		1,568.68
	b) total outstanding dues of creditors other than micro enterprises and small enterprises		7,335.21
	(iv) Other financial liabilities	21	2,601.87
	(b) Other current liabilities	22	2,307.12
	(c) Provisions	17	34.79
	(d) Current tax liabilities (net)	23	-
	<b>Total current liabilities</b>		<b>22,667.83</b>
	<b>TOTAL EQUITY AND LIABILITIES</b>		<b>1,37,683.47</b>
			<b>1,22,373.05</b>

Significant accounting policies

a-ab

The accompanying notes are integral part of the Consolidated financial statements.

1 - 51

As per our Auditors' report of even date annexed  
For **M C Bhandari & Co. ( Reg No.303002E)**  
Chartered Accountants

**For and on behalf of the Board of Directors**

Ravindra Bhandari  
Partner  
Membership No. 097466

Himanshu Baid  
Mangingng Director  
DIN : 00014008

Rishi Baid  
Joint Mangingng Director  
DIN : 00048585

Place : New Delhi  
Date: 24<sup>th</sup> May 2022

Naresh Vijayvargiya  
CFO

Avinash Chandra  
Company Secretary

**Poly Medicare Limited**  
CIN: L40300DL1995PLC066923

**Consolidated Statement of Profit and Loss for the year ended 31 March 2022**

(₹ in Lacs)

Particulars	Note No.	Year ended 31 March 2022	Year ended 31 March 2021
<b>INCOME</b>			
Revenue from operations	24	92,306.26	78,646.96
Other income	25	3,790.25	1,841.50
<b>Total Income</b>		<b>96,096.51</b>	<b>80,488.46</b>
<b>EXPENSES</b>			
Cost of materials consumed	26	35,237.25	26,054.12
Purchases of Stock-in-Trade		1,065.61	308.32
Changes in inventories of finished goods, work-in-progress and Stock-in-Trade	27	(1,495.41)	(176.74)
Employee benefits expense	28	16,361.99	14,175.70
Research and development expenses	29	1,877.11	1,314.45
Finance cost	30	425.48	851.18
Depreciation and amortization expense	31	5,395.22	4,752.20
Other expenses	32	17,949.50	15,534.90
<b>Total Expenses</b>		<b>76,816.75</b>	<b>62,814.13</b>
<b>Profit before tax, and share of net profit from associates</b>		<b>19,279.76</b>	<b>17,674.33</b>
Share of profit from associates		244.73	331.07
<b>Profit before tax</b>		<b>19,524.49</b>	<b>18,005.40</b>
Tax expenses:			
(1) Current tax		4,632.27	4,441.52
(2) Deferred tax		265.99	(8.34)
(3) Tax adjustment for earlier years (net)		(24.37)	(15.22)
<b>Total tax expenses</b>	33	<b>4,873.89</b>	<b>4,417.96</b>
<b>Profit after tax</b>		<b>14,650.60</b>	<b>13,587.44</b>
<b>Other comprehensive income</b>			
<b>Items that will not be reclassified to profit or loss</b>			
Actuarial gains/(losses) of defined benefit plan		31.69	13.98
Tax impacts on above		(7.98)	(3.52)
<b>Other comprehensive income for the year (net of tax)</b>		<b>23.71</b>	<b>10.46</b>
<b>Total comprehensive income for the year</b>		<b>14,674.31</b>	<b>13,597.90</b>
<b>Profit for the year attributable to:</b>			
Equity holders of the parent		14,650.60	13,587.44
Non-controlling interests		-	-
<b>Total comprehensive income for the year attributable to:</b>			
Equity holders of the parent		14,674.31	13,597.90
Non-controlling interests		-	-

<b>Earnings per equity share: (Face value 5 each) in rupees</b>	40		
Basic		15.28	15.25
Diluted		15.27	15.24
<b>Weighted average number of equity shares used in computing earnings per equity share</b>			
Basic		9,58,88,694	8,90,83,537
Diluted		9,59,64,194	8,91,55,423
Significant accounting policies	a-ab		
The accompanying notes are integral part of the Consolidated financial statements.	1 - 51		

As per our Auditors' report of even date annexed  
For **M C Bhandari & Co. ( Reg No.303002E)**  
Chartered Accountants

Ravindra Bhandari  
Partner  
Membership No. 097466

Place : New Delhi  
Date: 24<sup>th</sup> May 2022

**For and on behalf of the Board of Directors**

Himanshu Baid  
Mangingg Director  
DIN : 00014008

Naresh Vijayvargiya  
CFO

Rishi Baid  
Joint Mangingg Director  
DIN : 00048585

Avinash Chandra  
Company Secretary

**Poly Medicare Limited**

CIN: L40300DL1995PLC066923

Consolidated Statement of Cash Flow for the year ended 31st March 2022

(₹ in Lacs)

Particulars	Year ended 31 March 2022	Year ended 31 March 2021
<b>A CASH FLOWS FROM OPERATING ACTIVITIES</b>		
<b>Profit before tax and exceptional items</b>	<b>19,524.49</b>	<b>18,005.40</b>
<b>Adjusted for:</b>		
Depreciation and amortisation	5,395.22	4,752.20
Share in Income of Associates	(244.73)	(331.07)
Interest expense	425.48	851.18
Interest income	(198.60)	(309.10)
Loss/(profit) on sale of fixed assets, net	(53.05)	(0.72)
Debts/advances written off	66.06	17.99
Provision for doubtful debts and advances	3.08	29.96
Credit balances no longer required, written back	(36.89)	(1.67)
Deferred employee compensation expenses (net)	93.10	64.73
Unrealised foreign exchange (gain) /loss	(287.94)	10.29
Other Comprehensive Income	31.69	13.98
Ind As Adjustment for Unrealised Gain on Mutual Fund	(960.03)	(351.36)
Ind As Adjustment on Govt. Grant & Subsidy	(196.53)	(109.41)
Ind As Adjustment for Interest Income on Financial Assets	(30.53)	(28.16)
Ind As Adjustment on Forward Contracts (Net)	(52.07)	(215.76)
Ind As Adjustment for Deferred Processing fees	23.54	31.17
Ind As Adjustment for Interest on Security Deposit against Rent	4.08	3.88
Other adjustments including minority	(74.11)	20.31
<b>Operating profit before working capital changes</b>	<b>23,432.26</b>	<b>22,453.84</b>
<b>Movement in working capital</b>		
Decrease/(increase) in inventories	(4,188.23)	(1,438.71)
Decrease/ (increase) in sundry debtors	(5,073.56)	(3,322.93)
Decrease/(Increase) in financial assets	64.31	14.61
Decrease/(Increase) in other assets	(866.81)	(1,041.62)
Increase/ (decrease) in trade payables	2,470.15	5.95
Increase/ (decrease) in other financial liabilities	118.09	105.68
Increase/ (decrease) in other liabilities	1,074.60	(390.07)
Increase/ (decrease) in provisions	62.01	(51.45)
<b>Cash generated from operations</b>	<b>17,092.83</b>	<b>16,335.30</b>
Direct taxes paid (net of refunds)	(4,745.60)	(4,462.12)
<b>Net cash from operating activities</b>	<b>12,347.23</b>	<b>11,873.18</b>
<b>B CASH FLOWS FROM INVESTING ACTIVITIES</b>		
Purchase of fixed assets (including capital advances)	(15,557.77)	(9,513.12)
(Purchase)/Sale of Investments (net)	1,801.56	(32,334.69)
Proceeds from / (Investment in) Fixed Deposits (net)	4,652.76	(2,108.16)
Proceeds from sale of fixed assets	151.40	61.44
Dividend Income	31.89	59.79
Interest income	387.00	276.44
<b>Net cash used for investing activities</b>	<b>(8,533.16)</b>	<b>(43,558.30)</b>

<b>C CASH FLOWS FROM FINANCING ACTIVITIES</b>		
Proceeds from (Repayment) of borrowings / deferred payment liabilities (net)	(628.16)	(6,645.18)
Proceeds from Share Allotments	9.89	40,000.00
Share issue expenses adjusted against securities premium (net off GST of Rs.105.59 lacs)	-	(693.50)
Repayment of Lease Liabilities (including interest)	(114.00)	(114.00)
Dividend and tax thereon Paid	(2,391.56)	-
Interest / Finance charges paid	(409.96)	(852.47)
<b>Net cash from (used for) financing activities</b>	<b>(3,533.79)</b>	<b>31,694.85</b>
Net increase in cash and cash equivalents (A+B+C)	<b>280.28</b>	<b>9.72</b>
Cash and cash equivalents at the beginning of the year	<b>495.46</b>	<b>485.74</b>
<b>Cash and cash equivalents at the end of the year</b>	<b>775.74</b>	<b>495.46</b>
<b>COMPONENTS OF CASH AND CASH EQUIVALENTS</b>		
Balances with Banks in current account	741.88	481.60
Cheques, drafts on hand	-	-
Cash on hand (including foreign currency notes)	33.86	13.86
Fixed deposits with banks, having original maturity of three months or less	-	-
<b>Cash and cash equivalents at the end of the year</b>	<b>775.74</b>	<b>495.46</b>

(₹ in Lacs)

<b>RECONCILIATION STATEMENT OF CASH AND BANK BALANCES</b>	<b>As at</b>	
	<b>31 March 2022</b>	<b>31 March 2021</b>
<b>Cash and cash equivalents at the end of the year as per above</b>	<b>775.74</b>	<b>495.46</b>
Add: Balance with banks in dividend / unclaimed dividend accounts	36.27	30.82
Add: Fixed deposits with banks, having maturity period for less than twelve months	731.58	2,430.05
Add: Fixed deposits with banks (lien marked)	818.16	697.03
Add: Fixed deposits with banks, having maturity period for more than twelve months	1,064.63	4,145.50
<b>Cash and bank balances as per balance sheet (refer note 7, 11 and 12)</b>	<b>3,426.38</b>	<b>7,798.86</b>

**DISCLOSURE AS REQUIRED BY IND AS 7****Reconciliation of liabilities arising from financing activities**

<b>March 31, 2022</b>	<b>Opening Balance</b>	<b>Cash Flow</b>	<b>Non Cash Flow Changes</b>	<b>Closing Balance</b>
Short term secured borrowing	7,469.45	1,348.26	(102.98)	8,714.73
Long term secured borrowing	5,944.08	(1,976.42)	(154.94)	3,812.72
<b>Total liabilities from financing activities</b>	<b>13,413.53</b>	<b>(628.16)</b>	<b>(257.92)</b>	<b>12,527.45</b>

<b>March 31, 2021</b>	<b>Opening Balance</b>	<b>Cash Flow</b>	<b>Non Cash Flow Changes</b>	<b>Closing Balance</b>
Short term secured borrowing	9,172.16	(1,582.88)	(119.83)	7,469.45
Long term secured borrowing	11,057.41	(5,062.30)	(51.03)	5,944.08
<b>Total liabilities from financing activities</b>	<b>20,229.57</b>	<b>(6,645.18)</b>	<b>(170.86)</b>	<b>13,413.53</b>

**Notes**

This is the Cash Flow Statement referred to in our report of even date.

The above Consolidated cash Flow statement should be read in conjunction with the accompanying notes

As per our Auditors' report of even date annexed  
For **M C Bhandari & Co. ( Reg No.303002E)**  
Chartered Accountants

**For and on behalf of the Board of Directors**

Ravindra Bhandari  
Partner  
Membership No. 097466

Himanshu Baid  
Mangingng Director  
DIN : 00014008

Rishi Baid  
Joint Mangingng Director  
DIN : 00048585

Place : New Delhi  
Date: 24<sup>th</sup> May 2022

Naresh Vijayvargiya  
CFO

Avinash Chandra  
Company Secretary



**Consolidated Statement of Changes in Equity for the year ended 31st March 2022****A. Equity share capital**

(₹ in Lacs)

Balance at the 1 April 2021	Changes in Equity Share Capital due to prior period errors	Restated balance as at 1 April 2021	Changes in equity share capital during the year	Balance as at 31 March 2022
4,794.03	-	4,794.03	0.99	4,795.02

Balance at the 1 April 2020	Changes in Equity Share Capital due to prior period errors	Restated balance as at 1 April 2020	Changes in equity share capital during the year	Balance as at 31 March 2021
4,412.35	-	4,412.35	381.68	4,794.03

(₹ in Lacs)

**B. Other equity**

Particulars	Reserves and surplus								Other comprehensive income		Total
	Capital Re-serve	Capital reserve on change in interest in equity of associates	Securities Premium	Share Based Payment Reserve Account	Foreign currency fluctuation reserve	General Reserve	Retained Earnings	Share in reserve in associates	Re-measure-ment of defined benefit		
<b>Balance as at 1 April 2020</b>	46.98	409.77	69.34	13.89	311.62	18,634.83	19,498.98	40.81	43.82	39,070.03	
Profit for the year							13,587.44			13,587.44	
Securities Premium received during the year (net of share issue expenses adjusted)			39,064.45							39,064.45	
Other comprehensive income (net of taxes)									10.46	10.46	
Transfer from retained earnings to General reserve				64.74		2,500.00	(2,500.00)			-	
Addition (deletion) during the year (Net of lapses)										64.74	
Dividend from associate adjusted										(169.89)	
Addition during the year		124.98			0.69			10.11		135.78	
<b>Balance as at 31 March 2021</b>	46.98	534.75	39,133.79	78.63	312.31	21,134.83	30,416.53	50.92	54.28	91,763.02	
<b>Balance as at 1 April 2021</b>	46.98	534.75	39,133.79	78.63	312.31	21,134.83	30,416.53	50.92	54.28	91,763.02	
Profit for the year	-		28.12				14,650.60			14,650.60	
Securities Premium received during the year (net of share issue expenses adjusted)			28.12							28.12	
Adjustment of deferred tax amount on share issue expenses adjusted from security premium account			(34.91)							(34.91)	
Other comprehensive income (net of taxes)									23.71	23.71	
Transfer from retained earnings to General reserve				73.88		2,500.00	(2,500.00)			-	
Addition (deletion) during the year (Net of lapses)										73.88	
Final Dividend / Dividend tax adjusted										(2,397.01)	
Share from associate adjusted										(266.00)	
Addition during the year		133.85			(31.28)			9.13		111.70	
<b>Balance as at 31 March 2022</b>	46.98	668.60	39,127.00	152.51	281.03	23,634.83	39,904.12	60.05	77.99	103,953.12	

Note:

General Reserve has been created by transfer out of profit generated by the company and is available for distribution to shareholders.

## 2 PROPERTY, PLANT AND EQUIPMENT

Particulars	(₹ in Lacs)											
	Freehold Land	Leasehold Land	Building	Plant & Equipment	Furniture & Fixtures	Office Equipment	Vehicles	Total Tangible	Software	Patent & Trade Marks	Total Intangible	Net Assets
<b>Gross Carrying Value as at 01.04.2020</b>	<b>3,039.24</b>	<b>862.18</b>	<b>7,087.08</b>	<b>40,638.26</b>	<b>587.63</b>	<b>1,048.03</b>	<b>975.87</b>	<b>54,238.29</b>	<b>926.42</b>	<b>1,659.33</b>	<b>2,585.75</b>	<b>56,824.04</b>
Translation Adjustment	-	-	11.84	63.76	2.74	5.19	-	83.53	2.45	0.26	2.70	86.23
Additions during the year	1,068.37	-	1,392.74	7,984.25	34.95	87.53	36.47	10,604.31	8.62	334.78	343.40	10,947.71
Deductions/Adjustments	-	-	-	140.89	-	47.83	37.46	226.18	50.52	-	50.52	276.70
<b>Gross Carrying Value as at 31.03.2021</b>	<b>4,107.61</b>	<b>862.18</b>	<b>8,491.66</b>	<b>48,545.38</b>	<b>625.32</b>	<b>1,092.92</b>	<b>974.88</b>	<b>64,699.95</b>	<b>886.96</b>	<b>1,994.37</b>	<b>2,881.33</b>	<b>67,581.29</b>
<b>Accumulated Depreciation as at 01.04.2020</b>	<b>-</b>	<b>69.06</b>	<b>1,365.29</b>	<b>20,010.57</b>	<b>372.97</b>	<b>754.01</b>	<b>425.31</b>	<b>22,997.21</b>	<b>444.06</b>	<b>601.20</b>	<b>1,045.26</b>	<b>24,042.47</b>
Translation Adjustment	-	-	5.12	44.65	2.40	4.35	-	56.53	-	-	-	56.53
Depreciation for the year	-	9.28	252.75	3,874.77	41.22	108.85	114.58	4,401.45	93.09	156.79	249.88	4,651.33
Deductions/Adjustments	-	-	-	94.83	-	44.57	26.55	165.95	50.05	-	50.05	216.00
<b>Accumulated Depreciation as at 31.03.2021</b>	<b>-</b>	<b>78.34</b>	<b>1,623.16</b>	<b>23,835.17</b>	<b>416.59</b>	<b>822.65</b>	<b>513.34</b>	<b>27,289.24</b>	<b>487.10</b>	<b>757.99</b>	<b>1,245.09</b>	<b>28,534.34</b>
<b>Carrying Value as at 31.03.2021</b>	<b>4,107.61</b>	<b>783.84</b>	<b>6,868.50</b>	<b>24,710.21</b>	<b>208.74</b>	<b>270.27</b>	<b>461.54</b>	<b>37,410.71</b>	<b>399.86</b>	<b>1,236.38</b>	<b>1,636.24</b>	<b>39,046.95</b>
<b>Gross Carrying Value as at 01.04.2021</b>	<b>4,107.61</b>	<b>862.18</b>	<b>8,491.66</b>	<b>48,545.38</b>	<b>625.32</b>	<b>1,092.92</b>	<b>974.88</b>	<b>64,699.95</b>	<b>886.96</b>	<b>1,994.37</b>	<b>2,881.33</b>	<b>67,581.28</b>
Translation Adjustment	-	-	17.65	56.60	(1.99)	0.05	(0.17)	72.15	(1.33)	(0.35)	(1.68)	70.47
Additions during the year	2,663.36	-	1,346.39	6,992.10	93.67	171.24	268.68	11,535.45	20.24	194.04	214.28	11,749.73
Deductions/Adjustments	-	-	-	587.40	-	9.32	18.29	615.01	-	-	-	615.01
<b>Gross Carrying Value as at 31.03.2022</b>	<b>6,770.97</b>	<b>862.18</b>	<b>9,855.70</b>	<b>55,006.68</b>	<b>717.00</b>	<b>1,254.90</b>	<b>1,225.11</b>	<b>75,692.53</b>	<b>905.86</b>	<b>2,188.07</b>	<b>3,093.93</b>	<b>78,786.47</b>
<b>Accumulated Depreciation as at 01.04.2021</b>	<b>-</b>	<b>78.34</b>	<b>1,623.16</b>	<b>23,835.17</b>	<b>416.59</b>	<b>822.65</b>	<b>513.34</b>	<b>27,289.24</b>	<b>487.10</b>	<b>757.99</b>	<b>1,245.09</b>	<b>28,534.34</b>
Translation Adjustment	-	-	8.81	30.16	(1.82)	(0.02)	(0.03)	37.10	(0.22)	(0.18)	(0.41)	36.69
Depreciation for the year	-	9.28	302.92	4,433.33	42.51	126.88	118.19	5,033.11	92.09	175.74	267.84	5,300.95
Deductions/Adjustments	-	-	-	512.01	-	9.13	13.96	535.10	-	-	-	535.10
<b>Accumulated Depreciation as at 31.03.2022</b>	<b>-</b>	<b>87.62</b>	<b>1,934.89</b>	<b>27,786.65</b>	<b>457.28</b>	<b>940.37</b>	<b>617.54</b>	<b>31,824.35</b>	<b>578.96</b>	<b>933.54</b>	<b>1,512.52</b>	<b>33,336.86</b>
<b>Carrying Value as at 31.03.2022</b>	<b>6,770.97</b>	<b>774.56</b>	<b>7,920.81</b>	<b>27,220.02</b>	<b>259.73</b>	<b>314.52</b>	<b>607.57</b>	<b>43,868.21</b>	<b>326.90</b>	<b>1,254.52</b>	<b>1,581.42</b>	<b>45,449.63</b>

**Notes:**

2.1 Borrowing cost of Nil lacs (previous year 4.15 lacs) have been included in additions to Fixed Assets.

2.2 The estimated amortisation in intangible assets for the period subsequent to 31st March 2022 is as follows:

(₹ in Lacs)

Year Ending March 31	Amortisation Expense
2023	252.40
2024	238.00
2025	222.08
Thereafter	868.93

**2.3 Right of Use Asset**

(₹ in Lacs)

Balance as at 1st April 2021	216.58
Depreciation for the year	86.40
Adjustment on account of modification in lease term	14.98
Closing balance as at 31st March 2022	115.20

**Notes on Consolidated Financial Statement for the Year ended 31 March, 2022**

(₹ in Lacs)

<b>3 INVESTMENT PROPERTIES</b>	<b>As at 31 March 2022</b>	<b>As at 31 March 2021</b>
Gross balance at beginning	487.69	372.74
Additions during the year	-	114.95
Disposals / Deductions	74.52	-
Depreciation for the year	7.87	8.05
Accumulated Depreciation	(26.29)	(34.87)
<b>Net balance at the end of reporting year</b>	<b>386.88</b>	<b>452.82</b>
<b>Fair Value</b>	<b>470.38</b>	<b>426.52</b>
<b>Amount recognised in Statement of Profit &amp; Loss for Investment Properties</b>	<b>Year ended 31 March 2022</b>	<b>Year ended 31 March 2021</b>
<b>Rental Income</b>	<b>5.27</b>	<b>7.18</b>

The investment properties are leased to tenants under short term cancellation lease with rental payable on monthly basis.

**Note 1:** The investment properties consist of residential properties in India and have been categorized as investment properties based on nature of its uses. There has been no change in the valuation method adopted.

**Note 2:** The Fair value of investment property as at 31st March 2022 are based on the valuation by a Registered valuer as defined in Rule 2 of Companies (Registered valuer and Valuation) Rules, 2017 and for the year ended 31st March 2021 on the basis of available circle rates of the property of the concerned registration authority.

**Note 3:** The conveyance deed of four (PY four) Investment properties valued at Rs 265.88.Lacs (PY Rs.270.53 Lacs) are yet to be executed in favor of the company.

(₹ in Lacs)

<b>4 INVESTMENT IN ASSOCIATES</b>	<b>Non-current</b>		<b>Current</b>	
	<b>As at 31 March 2022</b>	<b>As at 31 March 2021</b>	<b>As at 31 March 2022</b>	<b>As at 31 March 2021</b>
(valued at cost unless stated otherwise)				
Unquoted equity instruments - fully paid				
Investment in associates				

172,500 (previous Year 126,500) shares of 100 L.E (Egyptian Pound) each in Ultra for Medical Products (U.M.I.C) S.A.E., Egypt	976.88	940.34		
<b>Total</b>	<b>976.88</b>	<b>940.34</b>		
Aggregate amount of Unquoted Investment	976.88	940.34		
Aggregate provision for diminuation in the value of Investment	-	-		
Category wise summary:				
Financial assets measured at Equity method (net of provision)	976.88	940.34		
Financial assets measured at fair value through profit and loss	-	-		

(₹ in Lacs)

5 OTHER INVESTMENT	Non-current		Current	
	As at 31 March 2022	As at 31 March 2021	As at 31 March 2022	As at 31 March 2021
<b>Investment measured at fair value through profit and loss</b>				
<b>Unquoted</b>				
<b>In Liquid Mutual Funds</b>				
IDFC Balanced Adv Fund (G)	-	-	103.23	-
SBI MultiAssetAlloca (G)	-	-	263.19	-
Motilal Oswal Asset Allocation Passive Fund of Fund - Conservative	-	-	298.44	-
Parag Parikh LF (G)	-	-	529.05	-
Axis Short Term Fund -Regular Growth	-	-	-	266.36
Axis Strategic Bond Fund-Regular Growth	-	-	881.11	571.03
Axis StrategicBond (G)	-	-	3,191.69	3,021.27
HDFC Medium Term Debt Fund-Regular Plan-Growth	-	-	1,351.25	1,280.21
HDFC MTerm Debt-RP (G)	-	-	6,378.31	4,232.20
HDFC Short Term Debt Fund - Regular Plan -Growth	-	-	-	517.76
HDFC STerm Debt-RP (G)	-	-	-	2,414.70
HDFC UltraShTerm (G)	-	-	-	2,416.32
ICICI Prudential Corporate Bond Fund - Growth	-	-	-	155.59
ICICI Prud CrRisk (G)	-	-	33.75	-
ICICI Prudential Short Term Fund - Growth Option	-	-	-	364.42
ICICI Prudential-Equity & Commodities Mutual Funds	-	-	37.53	33.51
IDFC Corporate Bond (G)	-	-	283.94	4,534.70
IDFC Corporate Bond Fund Regular Plan-Growth	-	-	-	100.95
Kotak Asset AllocRP (G)	-	-	4,049.71	-
Kotak Corporat BndRP (G)	-	-	-	-
Kotak CorporatBndRP (G)	-	-	-	4,910.90
L&T Triple AceBondRP (G)	-	-	-	253.21
L&T Triple AceBondRP (G)	-	-	-	913.78
L&T Ultra Short Term (G)	-	-	-	102.74
Motilal Oswal Asset Allocation Passive Fund of Fund - Aggressive - Regular Plan	-	-	1,484.58	-



Motilal oswal asset allocation passive fund of funds	-	-	157.88	-
Motilal oswal ultra short term fund direct growth	-	-	104.99	-
NIPPON INDIA Liquid (G)	-	-	300.08	-
NIPPON INDIA Corporate Bond Fund(G)	-	-	4,768.90	4,530.68
SBI MagMediDur (G)	-	-	-	2,212.49
SBI Magnum Medium Duration Fund Regular Growth	-	-	381.16	363.42
SBI MagUltShoRegCash (G)	-	-	-	805.04
Parag Parikh Flexi Cap Fund - Regular Plan - Growth	-	-	1,484.63	-
ICICI Prud CrRisk (G)	-	-	1,520.83	-
SBI MagMediDur (G)	-	-	2,945.88	-
SBI MultiAssetAlloca (G)	-	-	1,146.09	-
Motilal Oswal Asset Allocation Passive Fund of Fund - Conservative - Regular Plan	-	-	503.53	-
IDFC Balanced Adv Fund (G)	-	-	874.98	-
True Beacon AIF Scheme 1 (Category III)	-	-	484.49	-
Invesco India Banking & PSU Debt Fund - Direct Plan Growth GI	-	-	100.47	-
SBI Short Term Debt Fund Regular Plan-Growth	-	-	-	499.98
Franklin India Savings Fund Retail Option	-	-	-	-
Total	-	-	33,659.72	34,501.25
Aggregate amount of Unquoted Investment	-	-	33,659.72	34,501.25
Aggregate provision for diminution in the value of Investment	-	-	-	-
Category wise summary:				
Financial assets measured at amortised cost (net of provision)	-	-	-	-
Financial assets measured at fair value through profit and loss	-	-	33,659.72	34,501.25

- 5.1 Investments made by the company other than those with a maturity of less than one year, are intended to be held for long term.
- 5.2 In absence of the active market and non-availability of quotes on recognised stock exchange, investment in fixed maturity plan and liquid mutual funds are disclosed as unquoted and fair value is assessed based on NAV of respective funds.

(₹ in Lacs)

6 LOANS	Non-current		Current	
	As at 31 March 2022	As at 31 March 2021	As at 31 March 2022	As at 31 March 2021
Considered good- Unsecured:				
Loans and advances to employees	-	-	34.16	33.30
Others	-	-	-	-
<b>Total</b>	-	-	<b>34.16</b>	<b>33.30</b>

(₹ in Lacs)

7 OTHER FINANCIAL ASSETS	Non-current		Current	
	As at 31 March 2022	As at 31 March 2021	As at 31 March 2022	As at 31 March 2021
(Unsecured, considered good, unless stated otherwise)				
Security Deposits				
Considered good	426.41	489.30	146.79	73.32
Considered doubtful	-	-	6.68	6.68

Less: Provision for doubtful deposits	-	-	(6.68)	(6.68)
Interest accrued on bank deposits / Advances	38.20	183.68	18.44	61.36
Dividend / Governing council share from associates	-	-	118.35	65.07
Gain on outstanding forward contracts receivable	-	-	40.22	-
Other receivable #	-	-	53.70	112.86
Non-current bank balances (refer note 12)	1,882.79	4,842.53	-	-
<b>Total</b>	<b>2,347.40</b>	<b>5,515.51</b>	<b>377.50</b>	<b>312.61</b>

# Includes 2.33 lacs ( 2.33 lacs) paid under protest for enhanced cost of land, contested in Hon'ble Punjab and Haryana High Court.

(₹ in Lacs)

<b>7.1 Movement in the provision for doubtful deposits</b>	<b>As at 31 March 2022</b>	<b>As at 31 March 2021</b>
Balance at the beginning of the year	6.68	8.68
Movement in the amount of provision (Net)	-	(2.00)
Balance at the end of the year	6.68	6.68

(₹ in Lacs)

<b>8 OTHER ASSETS</b>	<b>Non-current</b>		<b>Current</b>	
	<b>As at 31 March 2022</b>	<b>As at 31 March 2021</b>	<b>As at 31 March 2022</b>	<b>As at 31 March 2021</b>
(Unsecured, considered good, unless stated otherwise)				
<b>Capital Advances</b>				
Considered Good	2,718.09	769.30	-	-
Considered Doubtful	116.36	116.36	-	-
Less: Provision for doubtful advances	(116.36)	(116.36)	-	-
<b>Other loans and advances</b>				
Advance for goods / services				
Considered Good	-	-	1,008.74	752.47
Balance with revenue authorities	-	-	2,306.80	1,658.19
Advance tax/ tax deducted at source (net of provision)	80.75	14.27	-	-
Prepaid Expenses	67.31	27.37	399.75	359.34
GST, Excise Duty, Service tax and VAT refundable	-	-	901.03	923.30
Export benefits receivable	-	-	613.05	679.53
<b>Total</b>	<b>2,866.15</b>	<b>810.94</b>	<b>5,229.37</b>	<b>4,372.83</b>

<b>8.1 Movement in provision for doubtful advances</b>	<b>As at 31 March 2022</b>	<b>As at 31 March 2021</b>
Balance at the beginning of the year	116.36	97.50
Movement in amount of provision (Net)	-	18.86
<b>Balance at the end of the year</b>	<b>116.36</b>	<b>116.36</b>

(₹ in Lacs)		
<b>9 INVENTORIES</b>	<b>As at 31 March 2022</b>	<b>As at 31 March 2021</b>
(Valued at lower of cost and net realisable value)		
Raw Materials including packing materials	9,217.93	6,776.82
Goods-in transit	636.42	444.76
Work-in-progress	2,561.59	2,342.00
Finished Goods	3,266.38	2,365.90
Stock-in-trade	468.66	93.32
Stores and spares	685.45	625.40
<b>Total</b>	<b>16,836.43</b>	<b>12,648.20</b>
(₹ in Lacs)		
<b>10 TRADE RECEIVABLES</b>	<b>As at 31 March 2022</b>	<b>As at 31 March 2021</b>
Considered good- Unsecured	20,662.89	15,586.39
Considered Doubtful	37.90	43.68
Less: Provision for Doubtful Debts	(37.90)	(43.76)
<b>Total</b>	<b>20,662.89</b>	<b>15,586.31</b>
(₹ in Lacs)		
<b>Particulars</b>	<b>As at 31 March 2022</b>	<b>As at 31 March 2021</b>
Trade receivable includes:		
Due from Ultra For Medical Products (UMIC), being associate company	419.48	382.41
(₹ in Lacs)		
<b>Movement in the provision for doubtful debts</b>	<b>As at 31 March 2022</b>	<b>As at 31 March 2021</b>
Balance at the beginning of the year	43.68	30.58
Addition/(Deletion)	(5.78)	15.37
Written off out of Provision	-	(2.27)
<b>Balance at the end of the year</b>	<b>37.90</b>	<b>43.68</b>

The concentration of credit risk is limited due to large and unrelated customer base.

#### Trade Receivables - Ageing Schedule

Ageing for trade receivables - billed – current outstanding as at March 31, 2022 is as follows: (₹ in Lacs)							
Particulars	Outstanding for following periods from due date of payment						Total
	Not Due	Less than 6 months	6 months - 1 year	1-2 years	2-3 years	More than 3 years	
(i) Undisputed Trade receivables – considered good	9,045.06	9,949.11	1,534.37	65.67	20.79	26.14	20,641.14
(ii) Undisputed Trade receivables – considered doubtful"				3.93	4.16	29.81	37.90
(iii) Undisputed Trade Receivables – which have significant increase in credit risk						5.89	5.89
(iv) Undisputed Trade Receivables – credit impaired							-
(v) Disputed Trade Receivables – considered good							-
(vi) Disputed Trade Receivables – which have significant increase in credit risk						15.86	15.86
(vii) Disputed Trade Receivables – credit impaired							-
							<b>20700.79</b>
Less: Allowance for doubtful trade receivables							-37.90
<b>Trade receivables</b>							<b>20662.89</b>

**Trade Receivables - Ageing Schedule****Ageing for trade receivables - billed – current outstanding as at March 31, 2021 is as follows:**

(₹ in Lacs)

Particulars	Outstanding for following periods from due date of payment						Total
	Not Due	Less than 6 months	6 months - 1 year	1-2 years	2-3 years	More than 3 years	
(i) Undisputed Trade receivables – considered good	7,238.64	7,831.53	365.92	81.25 8.27	32.52 4.26	14.88 31.23	15,564.74 43.76
(ii) Undisputed Trade Receivables – which have significant increase in credit risk	-	-	-	-	0.56	5.15	5.71
(iii) Undisputed Trade Receivables – credit impaired	-	-	-	-	-	-	-
(iv) Disputed Trade Receivables – considered good	-	-	-	-	-	-	-
(v) Disputed Trade Receivables – which have significant increase in credit risk	-	-	-	-	-	15.86	15.86
(vi) Disputed Trade Receivables – credit impaired	-	-	-	-	-	-	-
							<b>15,630.07</b>
Less: Allowance for doubtful trade receivables							(43.76)
<b>Trade receivables</b>							<b>15,586.31</b>

(₹ in Lacs)

11 CASH AND CASH EQUIVALENTS	As at 31 March 2022	As at 31 March 2021
Balances with Banks		
In current accounts	741.88	481.60
In deposit accounts, with less than 3 months maturity period	-	-
Cash on hand (including foreign currency notes)	33.86	13.86
Cheque in hand	-	-
<b>Total</b>	<b>775.74</b>	<b>495.46</b>

There are no repatriation restrictions with regard to cash &amp; cash equivalents as at the end of reporting year and prior year.

(₹ in Lacs)

12 OTHER BANK BALANCES	Non-current		Current	
	As at 31 March 2022	As at 31 March 2021	As at 31 March 2022	As at 31 March 2021
Unclaimed dividend accounts		-	36.27	30.82
Held as margin money	818.16	697.03	-	-
Deposits with more than 3 months but less than 12 months maturity period			731.58	2,430.05
Deposits with more than 12 months maturity period	1,064.63	4,145.50		
Amount disclosed under the head "other Non Current Financial Assets" (Refer note 7)	(1,882.79)	(4,842.53)		
<b>Total</b>	<b>-</b>	<b>-</b>	<b>767.85</b>	<b>2,460.87</b>

13 EQUITY SHARE CAPITAL	As at 31 March 2022		As at 31 March 2021	
	No. of Shares	in Lacs	No. of Shares	in Lacs
Authorized share Capital Equity Shares of 5 each	120,000,000	6,000.00	120,000,000	6,000.00
Issued, subscribed & paid up shares Equity Shares of 5 each fully paid up	95,900,342	4,795.02	95,880,567	4,794.03
<b>Total</b>	<b>95,900,342</b>	<b>4,795.02</b>	<b>95,880,567</b>	<b>4,794.03</b>

### 13.1 Reconciliation of the shares outstanding at the beginning and at the end of the reporting year

Particulars	As at 31 March 2022		As at 31 March 2021	
	No. of Shares	in Lacs	No. of Shares	in Lacs
At the beginning of the year	95,880,567	4,794.03	88,246,980	4,412.35
Add: Issued during the year by way of ESOP	19,775	0.99	-	-
Add: Issued during the year by way of QIP		-	7,633,587	381.68
<b>Outstanding at the end of year</b>	<b>95,900,342</b>	<b>4,795.02</b>	<b>95,880,567</b>	<b>4,794.03</b>

### 13.2 Terms/rights attached to equity shares

The company has only one class of equity shares having a par value of 5 (PY 5). Each holder of equity shares is entitled to one vote per share. The Company declares and pays dividends in Indian rupees. The final dividend proposed by the Board of Directors is subject to the approval of the shareholders in the ensuing Annual General Meeting.

In the event of liquidation of the Company, the holders of equity shares will be entitled to receive remaining assets of the company, after distribution of all preferential amounts. The distribution will be in proportion to the number of equity shares held by the shareholders.

### 13.3 Details of shareholders' holding more than 5% shares in the company

Particulars	As at 31 March 2022		As at 31 March 2021	
	No. of Shares	% of Holding	No. of Shares	% of Holding
<b>Equity Share of 5 each (Previous Year 5 each)</b>				
M/s Ezekiel Global Business Solutions LLP	12,361,320	12.89%	12,361,320	12.89%
Mr. Rishi Baid	9,893,048	10.32%	9,993,048	10.42%
M/s Zetta Matrix Consulting LLP	8,322,160	8.68%	8,319,660	8.68%
Mr. Himanshu Baid	7,907,624	8.25%	7,907,624	8.25%

The aforesaid disclosure is based upon percentages computed separately for each class of shares outstanding, as at the balance sheet date. As per records of the company, including its register of shareholders / members and other declarations received from shareholders regarding beneficial interest, the above shareholding represents both legal and beneficial ownerships of shares.

### 13.4 Detail of Shares held by promoters at the end of the year

Disclosure of shareholding of promoters as at March 31,2022 is as follows:

S. No	Promoter name	As at March 31,2022		As at March 31,2021		% change during the year
		No. Of shares	% of total shares	No. Of shares	% of total shares	
1	Rishi Baid	9,893,048	10.32%	9,993,048	10.42%	-1.00%
2	Himanshu Baid	7,907,624	8.25%	7,907,624	8.25%	0.00%
3	Himanshu Baid HUF	3,839,200	4.00%	3,839,200	4.00%	0.00%
4	Vcb Trading LLP	3,541,144	3.69%	3,641,144	3.80%	-2.75%
5	Jai Polypan Pvt. Ltd.	3,352,000	3.50%	3,352,000	3.50%	0.00%
6	Smt.Mukulika Baid	3,062,400	3.19%	3,062,400	3.19%	0.00%



7	Rishi Baid HUF	2,780,000	2.90%	2,780,000	2.90%	0.00%
8	Jugal Kishore Baid	2,279,376	2.38%	2,279,376	2.38%	0.00%
9	Vishal Baid	1,681,360	1.75%	1,681,360	1.75%	0.00%
10	Shaily Baid	1,188,000	1.24%	1,188,000	1.24%	0.00%
11	Shireen Baid	1,121,600	1.17%	1,121,600	1.17%	0.00%
12	Neha Baid	1,024,000	1.07%	1,024,000	1.07%	0.00%
13	Dhruv Baid	360,000	0.38%	360,000	0.38%	0.00%
14	Arham Baid	280,000	0.29%	280,000	0.29%	0.00%
15	Aaryaman Baid	280,000	0.29%	280,000	0.29%	0.00%
16	Madhu Kothari	171,200	0.18%	171,200	0.18%	0.00%
17	Vinay Kothari	56,000	0.06%	56,000	0.06%	0.00%
18	Bhupendra Raj Mehta	1,600	0.00%	1,600	0.00%	0.00%
19	Polycure Martech Limited	10,000	0.01%	10,000	0.01%	0.00%
<b>Total</b>		<b>42,828,552</b>	<b>44.67%</b>	<b>43,028,552</b>	<b>44.88%</b>	<b>-0.46%</b>

**13.5** Dividend paid during the year ended 31st March, 2022 represents amount of Rs. 2,397.01 lakhs towards final dividend for the year ended 31st March, 2021. Dividend declared by the company are based on profit available for distribution. On 23rd May 2022 The Board Of Directors of the company have proposed final dividend of Rs 2.50 per share in respect of the year ended 31st March, 2022 subject to approval at the Annual General Meeting and if approved would result in cash outflow of Rs 2397.50 lakhs

**13.6 Shares allotted for consideration other than cash during the period of five years immediately preceding financial year**

The Company had allotted 4,41,13,440 fully paid-up equity shares of face value 5 each during the financial year ended 31st March 2017, pursuant to bonus issue approved by the shareholders through postal ballot.

		(₹ in Lacs)	
14 OTHER EQUITY		As at 31 March 2022	As at 31 March 2021
<b>Capital Reserves</b>			
Surplus on re-issue of forfeited shares		13.19	13.19
Application money received on Preferential Warrants issued to promoters forfeited		33.79	33.79
<b>Closing Balance</b>		<b>46.98</b>	<b>46.98</b>
<b>Capital reserve on change in interest in equity of associates</b>		<b>668.60</b>	<b>534.75</b>
<b>Securities Premium</b>			
Balance at the beginning of the year		39,133.79	69.34
Addition during the year		28.12	39,618.31
Share Issue Expenses(net of deferred tax)			(553.86)
Adjustment of deferred tax amount on share issue expenses adjusted from securities premium account		<b>(34.91)</b>	
<b>Closing Balance</b>		<b>39,127.01</b>	<b>39,133.79</b>
<b>Share Based Payment Reserve Account</b>			
Balance at the beginning of the year		<b>78.63</b>	<b>13.89</b>
Addition (deletion) during the year (Net of lapses)		<b>73.88</b>	<b>64.74</b>
<b>Closing Balance</b>		<b>152.51</b>	<b>78.63</b>
<b>General Reserve</b>			
Balance at the beginning of the year		<b>21,134.83</b>	<b>18,634.83</b>
Add: Transferred from Surplus in Statement of Profit and Loss		<b>2,500.00</b>	<b>2,500.00</b>
<b>Closing Balance</b>		<b>23,634.83</b>	<b>21,134.83</b>
<b>Foreign Currency fluctuation Reserve</b>		<b>281.03</b>	<b>312.31</b>
<b>Surplus in statement of Profit and Loss</b>			
Balance at the beginning of the year		30,416.53	19,498.98
Add: Addition in opening balance on account of subsidiary		-	-
Add: Additions during the year		<b>14,650.60</b>	<b>13,587.44</b>
Less: Dividend Paid		(2,397.01)	-
Less: Transferred to General Reserve		(2,500.00)	(2,500.00)

Less: Share from associate adjusted	(266.00)	(169.89)
<b>Closing Balance</b>	<b>39,904.12</b>	<b>30,416.53</b>
<b>Other Comprehensive Income (OCI)</b>		
Balance at the beginning of the year	54.28	43.82
Add: Addition during the year	23.71	10.46
<b>Closing Balance</b>	<b>77.99</b>	<b>54.28</b>
<b>Shares in reserves in associates</b>	<b>60.05</b>	<b>50.92</b>
<b>Grand Total</b>	<b>1,03,953.12</b>	<b>91,763.02</b>

(₹ in Lacs)

15 BORROWINGS	Non-current		Current	
	As at 31 March 2022	As at 31 March 2021	As at 31 March 2022	As at 31 March 2021
<b>Secured - At Amortized Cost</b>				
(i) Term loans from banks	3,056.34	5,865.39	2,733.71	2,955.60
(ii) Others - Vehicle Loan	-	-	-	-
from banks	-	-	-	2.68
from banks	-	-	-	-
(iii) Deferred payment liabilities	-	108.56	108.95	245.55
<b>Unsecured - At Amortised Cost</b>				
(i) Term loans from banks in foreign subsidiaries	756.38	353.76	-	-
<b>Amount disclosed under the head Borrowings - Current (note 19)</b>	-	-	(2,842.66)	(3,203.83)
<b>Total</b>	<b>3812.72</b>	<b>6327.71</b>	<b>-</b>	<b>-</b>

15.1 Term loan comprises the following:	Non-current		Current	
	As at 31 March 2022	As at 31 March 2021	As at 31 March 2022	As at 31 March 2021
From Bank				
Foreign Currency Loan ##	3,056.34	5,865.39	2,733.71	2,955.60
Term loans related to foreign Subsidiary	756.38	353.76	-	-
## net off of Rs.22.05 Lacs (PY 45.58 Lacs) as finance charge.				

#### 15.2 Terms of repayment:

Particular	Weighted average Rate of interest (P.A.)	Installment	Outstanding as at 31.03.2022	Annual repayment schedule			
				2022-23	2023-24	2024-25	2025-26
Foreign Currency Loan ##	1.28%	Quarterly	5,812.10	2,748.54	2,039.78	1,023.77	-

## includes Rs.22.05 Lacs (PY 45.58 Lacs) as prepaid finance charge.

#### 15.3 Details of security:

- Term Loans from State Bank of India are secured by first charge on entire fixed assets of the (including Plant & Machinery, Office Equipment Furniture & Fixtures and other Fixed Assets) of the Company (Present & future), including equitable mortgage of factory land & buildings, located at Plot no. 104 & 105, Plot no. 115 & 116, Sector 59, HSIIDC Industrial Estate, Faridabad (Haryana), Plot no.113, HUDA Industrial Area, Sector 59, Faridabad (Haryana) and Second Pari passu charge on Stock & Receivables of the Company.
- Foreign Currency Loan (ECB) from HSBC Bank (Mauritius) Ltd. is secured by first pari passu charge on entire fixed assets of the Company including land, building and other fixed assets (including Plant & Machinery, Office Equipment and Furniture & Fixtures and all other Fixed Assets) of the Company (Present & Future), situated at Plot no. 104 & 105, 115 & 116, HSIIDC, Sector-59, Faridabad, Plot No. 113, Huda, Sector 59, Faridabad, Plot no. 17, SIDCUL, Haridwar and Plot No. PA-010-019, Light Engineering, SEZ, Jaipur and second pari passu charge on stock and receivables of the Company.

Foreign Currency Loan (ECB) from HSBC Bank (Mauritius) Ltd. is secured by first pari passu charge with State Bank of India on entire fixed assets of the Company, including land, building and other fixed assets (including Plant & Machinery) of the Company (Present & Future), situated at Plot no. 104 & 105, 115 & 116, HSIIDC Industrial Estate, Sector-59, Faridabad, Plot no. 113, HUDA Industrial Area, Sector 59, Faridabad, Plot no. 17, SIDCUL, Haridwar, Plot no. PA-010-019, Light Engineering, SEZ, Jaipur & also first pari-passu charge with HSBC, India on entire fixed assets of the Company including land, building and other fixed assets (including Plant & Machinery) of the Company Present & Future, situated at Plot no. 34, Sector 68, IMT, Faridabad and second pari passu charge with other term lenders i.e. State Bank of India, Citi Bank, HSBC, Mauritius and HSBC, India on stock and receivables of the Company.

c Deferred payment liabilities represents assets acquired on deferred credit terms.

(₹ in Lacs)

16	OTHER NON-CURRENT FINANCIAL LIABILITIES	As at 31 March 2022	As at 31 March 2021
	Security Deposit from Agent/ Others	52.35	81.49
	Deferred interest on deferred payment liability	-	6.07
	<b>Total</b>	<b>52.35</b>	<b>87.56</b>

(₹ in Lacs)

17	PROVISIONS	Non-current		Current	
		As at 31 March 2022	As at 31 March 2021	As at 31 March 2022	As at 31 March 2021
	<b>Provision for employee benefits</b>				
	Gratuity	119.00	75.56	16.05	25.66
	Leave Encashment	167.05	155.42	18.74	18.61
	Others	112.17	95.75	-	-
	<b>Total</b>	<b>398.22</b>	<b>326.73</b>	<b>34.79</b>	<b>44.27</b>

## 18 DEFERRED TAX LIABILITIES

In accordance with IND AS - 12, the company has accounted for deferred taxes during the year as under:

Following are the major components of Deferred Tax Liabilities and Deferred Tax Assets:

(₹ in Lacs)

Particulars	As at 31 March 2022						Deferred Tax Assets
	Balance as at April 1 2021	Recognised in profit & loss	Recognised in OCI	Adjusted in Other Equity	Net Deferred Tax	Deferred Tax Liability	
Property, plant and equipment and intangible assets	1,562.55	(34.48)			1,528.07	1,528.07	
Provision for defined benefit plan - P&L	(46.26)	(29.46)			(75.72)		(75.72)
Provision for defined benefit plan - OCI	21.21	-	7.98		29.19	29.19	
Provision for Bonus	(11.61)	10.26			(1.35)		(1.35)
Provision for doubtful debts and advances	(40.58)	0.95			(39.63)		(39.63)
Exchange difference impact under Sec 43A of Income Tax Act.	(101.53)	55.89			(45.64)		(45.64)
IND AS 116	(28.13)	21.20			(6.93)	-	(6.93)
Share issue expense adjusted against other equity	(139.64)			34.91	(104.73)	-	(104.73)
Unrealised Gains	88.44	241.64			330.08	330.08	-
<b>Deferred Tax (Assets) / Liabilities</b>	<b>1,304.45</b>	<b>266.00</b>	<b>7.98</b>	<b>34.91</b>	<b>1,613.34</b>	<b>1,887.33</b>	<b>(274.00)</b>

(₹ in Lacs)

Particulars	As at 31 March 2021					
	Balance as at April 1 2020	Recognised in profit & loss	Recognised in OCI	Net Deferred Tax	Deferred Tax Liability	Deferred Tax Assets
Property, plant and equipment and intangible assets	1,702.57	(140.02)		1,562.55	1,562.55	
Provision for defined benefit plan - P&L	(83.83)	37.57		(46.26)		(46.26)
Provision for defined benefit plan - OCI	17.69	-	3.52	21.21	21.21	
Provision for Bonus	(34.28)	22.67		(11.61)		(11.61)
Provision for doubtful debts and advances	(34.42)	(6.16)		(40.58)		(40.58)
Exchange difference impact under Sec 43A of Income Tax act.	(87.87)	(13.66)		(101.53)		(101.53)
IND AS 116	(30.95)	2.82		(28.13)	-	(28.13)
Share issue expense adjusted against other equity		-		(139.64)		(139.64)
Unrealised Gains		88.44		88.44	88.44	-
<b>Deferred Tax (Assets) / Liabilities</b>	<b>1,448.92</b>	<b>(8.34)</b>	<b>3.52</b>	<b>1,304.45</b>	<b>1,672.20</b>	<b>(367.75)</b>

**18.1 Movement on the deferred tax account is as follows:**

(₹ in Lacs)

Particulars	As at 31 March 2022	As at 31 March 2021
Balance at the beginning of the year	1,304.45	1,448.92
Transitional IND AS 116 impact	-	-
<b>Restated Balance</b>	<b>1,304.45</b>	<b>1,448.92</b>
(Credit)/ Charge to the statement of profit and loss	266.00	(8.34)
(Credit)/ Charge to other comprehensive income	7.98	3.52
Adjusted in Other Equity	34.91	(139.64)
Balance at the end of the year	<b>1,613.34</b>	<b>1,304.45</b>

(₹ in Lacs)

19 BORROWINGS - CURRENT	As at 31 March 2022	As at 31 March 2021
<b>Secured - from banks</b>		
Cash / Export Credit Loan	5,872.07	3,758.77
Current maturities of long-term borrowings (Refer note no. 15)	2,842.66	3,203.83
Borrowing Others(Unsecured)	-	123.22
<b>Total</b>	<b>8,714.73</b>	<b>7,085.82</b>

19.1 Working Capital limits from State Bank of India, Citi Bank N.A., The Hongkong & Shanghai Banking Corporation Limited and HDFC Bank Limited are secured by way of first pari-passu charge on entire current assets of the Company (present & future), including stocks of raw materials, stock in process, finished goods, stores & spares lying at factories, godowns or elsewhere (including goods in transit) and book debts / receivables and further secured by second pari-passu charge on entire residual fixed assets of the company.

19.2 The quarterly returns or statement of current assets filed by the company with bank are in agreement with books of account.

(₹ in Lacs)

20 TRADE PAYABLES	As at 31 March 2022	As at 31 March 2021
Total outstanding dues of micro enterprises and small enterprises	1,568.68	1,047.72
Total outstanding dues of trade payables and acceptances other than above	7,335.21	5,404.29
	<b>8,903.89</b>	<b>6,452.01</b>

The information as required to be disclosed under The Micro, Small and Medium Enterprises Development Act, 2006 ("the Act") has been determined to the extent such parties have been identified by the company, on the basis of information and records available with them. This information has been relied upon by the auditors.

(₹ in Lacs)

Particulars	As at 31 March 2022	As at 31 March 2021
a the principal amount and the interest due thereon (to be shown separately) remaining unpaid to any supplier at the end of each accounting year;		
- Principal Amount	1,568.68	1,047.72
- Interest due		
b the amount of interest paid by the buyer in terms of section 16 of the Micro, Small and Medium Enterprises Development Act, 2006, along with the amount of the payment made to the supplier beyond the appointed day during each accounting year;	-	-
c the amount of interest due and payable for the period of delay in making payment (which have been paid but beyond the appointed day during the year) but without adding the interest specified under the Micro, Small and Medium Enterprises Development Act, 2006	-	-
d the amount of interest accrued and remaining unpaid at the end of each accounting year; and	-	-
e the amount of further interest remaining due and payable even in the succeeding years, until such date when the interest dues above are actually paid to the small enterprise, for the purpose of disallowance of a deductible expenditure under section 23 of the Micro, Small and Medium Enterprises Development Act, 2006.	-	-

**Ageing Schedule****Ageing for trade payables outstanding as at March 31, 2022 is as follows:**

(₹ in Lacs)

Particulars	Outstanding for following periods from due date of payment					Total
	Not Due	Less than 1 year	1-2 years	2-3 years	More than 3 years	
(i) MSME	1,568.68	-	-	-	-	1,568.68
(ii) Others	4,023.56	2,832.86	84.11	4.66	49.42	6,994.60
(iii) Disputed dues – MSME	-	-	-	-	-	-
(iv) Disputed dues - Others	-	-	-	-	-	-
	5,592.24	2,832.86	84.11	4.66	49.42	8,563.29
Accrued Expenses						340.60
						<b>8,903.89</b>

**Ageing Schedule****Ageing for trade payables outstanding as at March 31, 2021 is as follows:**

(₹ in Lacs)

Particulars	Outstanding for following periods from due date of payment					Total
	Not Due	Less than 1 year	1-2 years	2-3 years	More than 3 years	
(i) MSME	1,047.72	-	-	-	-	1,047.72
(ii) Others	2,711.36	2,334.29	124.02	26.33	29.35	5,225.35
(iii) Disputed dues – MSME	-	-	-	-	-	-
(iv) Disputed dues - Others	-	-	-	-	-	-
	3,759.08	2,334.29	124.02	26.33	29.35	6,273.07
Accrued Expenses						178.94
						<b>6,452.00</b>

(₹ in Lacs)

21	OTHER CURRENT FINANCIAL LIABILITIES	As at 31 March 2022	As at 31 March 2021
	Interest accrued but not due on borrowings	10.34	15.08
	Interest accrued and due on borrowings / Security deposits	7.65	4.99
	Unpaid dividends	36.27	30.82



<b>Other payables</b>		
Employees related liabilities	1,990.07	1,803.15
Liability on account of outstanding forward contracts	-	11.85
Payables for capital goods	486.68	162.95
Others (includes deferred interest of Rs. 6.06 lacs (PY Rs. 26.03 Lacs) on deferred payment liability)	70.86	92.63
<b>Total</b>	<b>2,601.87</b>	<b>2,121.47</b>

There are no outstanding dues to be paid to Investor Education and Protection Fund.

(₹ in Lacs)

<b>22 OTHER CURRENT LIABILITIES</b>	<b>As at 31 March 2022</b>	<b>As at 31 March 2021</b>
Advance from customers	1,298.69	449.71
Other payables	-	-
Statutory dues	965.63	777.48
Others	42.80	5.34
<b>Total</b>	<b>2,307.12</b>	<b>1,232.52</b>

<b>23 CURRENT TAX LIABILITIES (NET)</b>	<b>As at 31 March 2022</b>	<b>As at 31 March 2021</b>
Provision for Tax (PY Rs.4370.30 lacs)	-	71.22
<b>Total</b>	<b>-</b>	<b>71.22</b>

(₹ in Lacs)

<b>24 REVENUE FROM OPERATIONS</b>	<b>Year ended 31 March 2022</b>	<b>Year ended 31 March 2021</b>
Sale of products		
Manufactured goods	90,805.43	77,210.36
Traded Goods	883.36	293.17
<b>Other operating revenues</b>		
Export Incentives	420.26	767.67
Sale of scrap	145.61	150.73
<b>Other operating revenue of foreign subsidiary</b>	<b>51.60</b>	<b>224.66</b>
Others	-	0.37
<b>Total</b>	<b>92,306.26</b>	<b>78,646.96</b>

The Disclosures as required by Ind-AS 115 are as under :

<b>The Company disaggregates revenue based on nature of products/geography as under :</b>	<b>Year ended 31 March 2022</b>	<b>Year ended 31 March 2021</b>
<b>The revenue disaggregates is as under :</b>		
<b>Revenue based on Geography</b>		
<b>Sales</b>		
Domestic	30,346.37	22,562.28
Export	57,012.94	51,047.16
Sales related to foreign Subsidiaries	4,329.48	3,894.09
<b>Other operating revenue</b>		
Domestic-Export incentives and Scrap	<b>565.87</b>	<b>918.40</b>
Other operating revenue of foreign subsidiary	51.60	224.66
<b>Domestic-Lease Rentals</b>		
Others	-	-
	-	0.37
	<b>92,306.26</b>	<b>78,646.96</b>

<b>Revenue based on Nature of Products</b>		
Medical Devices	91,688.79	77,503.53
Export incentives	420.26	767.67
Scrap	145.61	150.73
other operating revenue	51.60	225.03
	<b>92,306.26</b>	<b>78,646.96</b>

<b>Reconciliation of Revenue</b>	<b>Year ended 31 March 2022</b>	<b>Year ended 31 March 2021</b>
Gross value of contract price	92,116.67	77,890.38
Less : Variable components i.e.,Rebate & discount	427.88	386.85
Other operating revenue	617.47	1,143.43
<b>Revenue from operations as recognised in financial statement</b>	<b>92,306.26</b>	<b>78,646.96</b>

<b>Reconciliation of Advance received from Customers</b>	<b>As At 31 March 2022</b>	<b>As At 31 March 2021</b>
Balance at the beginning of the year	449.71	975.06
Less : Revenue recognised out of balance of advance received from customer at beginning of year	428.72	967.48
Add : Advance received during the year from customers for which performance obligation is not satisfied and shall be recognised as revenue in next year	1,277.70	442.13
<b>Balance at the close of the year</b>	<b>1,298.69</b>	<b>449.71</b>

The Company have orders in hand as at 31st March 2022 for Rs. 6,870.60 lacs, for which performance obligation amounting to Rs.6,870.60 lacs will be recognized as revenue during the next reporting year. The Company has evaluated the impact of Covid 19 on position of orders in hand as on 31.03.2022 and do not expect any major/significant cancellation/reduction in order value as at the date of approval of the consolidated financial statement.

(₹ in Lacs)

<b>25 OTHER INCOME</b>	<b>Year ended 31 March 2022</b>	<b>Year ended 31 March 2021</b>
<b>Lease Rental</b>	10.58	
<b>Interest Income</b>		
Interest Income on Fixed and other Deposits	198.60	309.10
Interest Income on Income Tax Refund	-	-
Interest Income from Financial Assets Measured at Amortised Cost	30.53	28.16
Dividend/ Governing Council Share	-	-
<b>Other non-operating income</b>		
Rental Income from Investment Property	5.27	7.18
Government Grants and Subsidies	196.53	109.41
Income from Mutual Funds	718.34	93.04
Miscellaneous Income	349.33	115.41
<b>Other Gain</b>		
Provisions / Liabilities no longer required written back (net)	36.89	1.67
Gain on fixed assets sold/discarded	53.05	0.72
Gain on Foreign Exchange Fluctuation (net)	1,231.10	825.45
Unrealised gain on valuation of mutual funds measured at fair value through profit or loss	960.03	351.36
<b>Total</b>	<b>3,790.25</b>	<b>1,841.50</b>

(₹ in Lacs)

26 COST OF RAW MATERIALS INCLUDING PACKING MATERIALS CONSUMED	Year ended 31 March 2022	Year ended 31 March 2021
<b>Raw Material Consumed</b>		
Inventory at the beginning of the year	5,936.05	4,459.36
Add: Purchases during the year	31,017.98	22,590.38
Less: Inventory at the end of the period	8,364.47	5,936.05
<b>Cost of raw material consumed (A)</b>	<b>28,589.56</b>	<b>21,113.69</b>
<b>Packing Material Consumed</b>		
Inventory at the beginning of the year	840.77	818.55
Add: Purchases during the year	6,660.38	4,962.65
Less: Inventory at the end of the period	853.46	840.77
<b>Cost of packing material consumed (B)</b>	<b>6,647.69</b>	<b>4,940.43</b>
<b>Total (A+B)</b>	<b>35,237.25</b>	<b>26,054.12</b>

The above consumption figures are disclosed on the basis of derived figures and are after adjusting excesses and shortages ascertained on physical count, unserviceable

(₹ in Lacs)

27 CHANGES IN INVENTORIES OF FINISHED GOODS, WORK-IN-PROGRESS AND STOCK-IN-TRADE	Year ended 31 March 2022	Year ended 31 March 2021	(Increase)/ Decrease
Inventories at the end of period			
Finished Goods and Stock in Trade	3,735.05	2,459.23	(1,275.82)
Work in progress	2,561.59	2,342.00	(219.59)
	<b>6,296.64</b>	<b>4,801.23</b>	<b>(1,495.41)</b>
	Year ended 31 March 2021	Year ended 31 March 2020	(Increase)/ Decrease
<b>Inventories at the beginning of year</b>			
Finished Goods and Stock in Trade	2,459.23	2,137.59	(321.64)
Work in progress	2,342.00	2,486.90	144.90
	<b>4,801.22</b>	<b>4,624.49</b>	<b>(176.74)</b>

(₹ in Lacs)

28 EMPLOYEE BENEFITS EXPENSES	Year ended 31 March 2022	Year ended 31 March 2021
Salaries, wages and bonus	15,132.26	13,006.26
Contribution to Provident Fund and others	1,049.66	945.14
Share based payment to employees	93.10	64.73
Staff Welfare Expenses	86.97	159.57
<b>Total</b>	<b>16,361.99</b>	<b>14,175.70</b>

(₹ in Lacs)

29 RESEARCH AND DEVELOPMENT EXPENSES	Year ended 31 March 2022	Year ended 31 March 2021
<b>Revenue Expenditure charged to statement of profit and loss</b>		
Cost of components and Material Consumed (Net)	1,232.04	797.32
Employee benefits expenses	462.73	378.45
Power and Fuel	37.00	43.23
Travelling & Conveyance	23.43	2.21
Other Misc Expenses	32.51	23.12
Legal & Professional Charges	86.95	69.85
R&D expenditure relating to Foreign subsidiary	2.45	0.27
<b>Total amount spent on Research and Development</b>	<b>1,877.11</b>	<b>1,314.45</b>

(₹ in Lacs)		
<b>30 FINANCE COST</b>	<b>Year ended 31 March 2022</b>	<b>Year ended 31 March 2021</b>
<b>Interest expense</b>		
Interest on loans	312.09	607.57
Interest on Income Tax	-	2.82
Exchange difference to the extent considered as an adjustment to interest costs	42.68	152.80
Interest on Lease Liabilities	17.61	10.64
<b>Others</b>		
Other amortised borrowing costs	53.10	77.35
<b>Total</b>	<b>425.48</b>	<b>851.18</b>

(₹ in Lacs)		
<b>31 DEPRECIATION AND AMORTISATION EXPENSES</b>	<b>Year ended 31 March 2022</b>	<b>Year ended 31 March 2021</b>
Depreciation of tangible assets	5,033.11	4,401.45
Amortisation of intangible assets	267.84	249.88
Depreciation of investment properties	7.87	8.05
Amortisation of Right of Use	86.40	92.82
<b>Total</b>	<b>5,395.22</b>	<b>4,752.20</b>

(₹ in Lacs)		
<b>32 OTHER EXPENSES</b>	<b>Year ended 31 March 2022</b>	<b>Year ended 31 March 2021</b>
Consumption of stores and spare parts	1,749.55	1,601.09
Power and Fuel	2,983.67	2,527.27
Job Work Charges	6,604.43	5,677.34
Other Manufacturing Expenses	161.12	182.14
Repairs to Building	76.66	61.75
Repairs to Machinery	109.90	60.33
Repairs to Others	67.44	49.62
Insurance (Net)	303.78	233.89
Loss on fixed asset sold/discarded	-	-
Short term lease	223.57	221.91
Rates, Taxes & Fee	189.21	186.51
Travelling & Conveyance	1,017.49	726.24
Legal & Professional Fees	1,330.72	1,376.15
Auditors' Remuneration	20.08	18.92
Commission and Sitting Fees to Non-Executive Directors	93.75	101.75
Donations	164.21	115.94
Bank Charges	190.87	212.93
Advertisement	2.68	8.63
Commission on sales	571.56	517.32
Freight & Forwarding (Net)	620.52	638.57
Business Promotion	126.23	71.59
Exhibition Expenses	186.67	26.68
Rebate, Discounts & Claims	60.31	116.79
Provision for Doubt ful debts / Advances	3.08	29.96
Bad debts / Misc. Balances written off	66.06	17.99
CSR Expenditure	264.94	247.72
Communication expense	61.72	54.10
Listing fees	11.72	6.15
Other Miscellaneous Expenses	687.56	445.62
<b>Total</b>	<b>17,949.50</b>	<b>15,534.90</b>

<b>Payment to Auditors</b>	<b>Year ended 31 March 2022</b>	<b>Year ended 31 March 2021</b>
Audit Fee	14.67	13.63
Limited Review of Results	3.00	3.00
In other capacity	-	
(a) For certification work	0.96	0.30
(b) For Others	0.75	0.99
(c) For certifications & reports for QIP Purpose*	-	5.00
Reimbursement of expenses	0.71	1.01
<b>Total</b>	<b>20.08</b>	<b>23.92</b>

\*Adjusted against share issue expenses and not charged to statement of Profit & loss.

(₹ in Lacs)

<b>33 TAX EXPENSES</b>	<b>Year ended 31 March 2022</b>	<b>Year ended 31 March 2021</b>
<b>Tax expenses comprises of:</b>		
Current tax	4,632.27	4,441.52
Earlier year tax adjustment (net)	(24.37)	(15.22)
Deferred tax	265.99	(8.34)
<b>Total</b>	<b>4,873.89</b>	<b>4,417.96</b>

<b>Reconciliation of tax expenses and accounting profit multiplied by Indian tax rate</b>	<b>Year ended 31 March 2022</b>	<b>Year ended 31 March 2021</b>
Profit before tax and share of profit from associates	19,279.76	17,674.33
Applicable tax rate	25.17%	25.17%
Tax at the Indian tax rate of 25.17% (Previous year 25.17%)	4,852.72	4,448.63
Tax adjustment on account of profit of subsidiary company on consolidation	52.35	(53.76)
Adjustment of expenses disallowed under income tax	78.24	165.88
Adjustment of expenses allowable under income tax	(35.48)	1.60
Other allowable deduction	(315.57)	(120.82)
Current Tax (Normal Rate)	<b>4,632.27</b>	<b>4,441.52</b>
Additional Current Tax due to Special Rate		
Current Tax (A)	<b>4,632.27</b>	<b>4,441.52</b>
Incremental Deferred tax Liability on timing Differences (Net)	265.99	(8.34)
Deferred Tax (B)	<b>265.99</b>	<b>(8.34)</b>
Tax expenses for earlier year (net)	<b>(24.37)</b>	<b>(15.22)</b>
Tax expenses recognised in the statement of profit and loss	<b>4,873.89</b>	<b>4,417.96</b>
Effective tax rate	25.28%	25.00%



**POLY MEDICURE LIMITED**

Notes to Consolidated Financial Statements for the year ended 31 March, 2022

**CORPORATE AND GENERAL INFORMATION**

Poly Medicure Limited ("the Company") is domiciled and incorporated in India and its equity shares are listed at Bombay Stock Exchange(BSE) and National Stock Exchange (NSE). The registered office of the company is situated at 232B, 3rd Floor, Okhla Industrial Estate, Phase III, New Delhi, India.

The Group is a manufacturer/producer of Medical Devices.

The consolidated financial statements of the company for the year ended 31st March 2022 were approved and authorized for issue by the Board of directors in their meeting held on 24th May 2022

**STATEMENT OF COMPLIANCE**

The financial statements are a general purpose financial statement which have been prepared in accordance with the Companies Act 2013, Indian Accounting Standards and complies with other requirements of the law.

**BASIS OF PREPARATION**

These financial statements have been prepared complying in all material respects as amended from time to time with the accounting standards notified under Section 133 of the Companies Act 2013, read with the Companies (Indian Accounting Standards) Rules 2015. The financial statements comply with IND AS notified by Ministry of Corporate Affairs ("MCA").

Accounting Policies have been consistently applied except where a newly adopted or a revision to an existing accounting standard requires a change in accounting policy hitherto in use.

The preparation of the financial statements requires management to make estimates and assumptions. Actual results could vary from these estimates. The estimates and underlying assumptions are reviewed on an ongoing basis. Revisions to accounting estimates are recognized in the period in which the estimate is revised, if the revision effects only that period or in the period of the revision and future periods if the revision affects both current and future years.

**PRINCIPLES OF CONSOLIDATION**

The consolidated financial statements relates to Poly Medicure Limited ("the Company") and its subsidiary companies (the company and subsidiaries referred to as "Group") and associates. The consolidated financial statements have been prepared on the following basis:

- i) The financial statements of the Company and its subsidiaries are combined on a line by line basis by adding together like items of assets, liabilities, equity, incomes, expenses and cash flows, after fully eliminating intra-group balances and intra-group transactions.
- ii) Where the cost of the investment is higher/lower than the share of equity in the subsidiary/ associates at the time of acquisition, the resulting difference is disclosed as goodwill/capital reserve in the investment schedule. The said Goodwill is not amortized, however, it is tested for impairment at each Balance Sheet date and the impairment loss, if any, is provided for in the consolidated statement of profit and loss.
- iii) In case of foreign subsidiaries, revenue items are consolidated at the average rate prevailing during the year. All assets and liabilities are converted at rates prevailing at the end of the year.
- iv) Offset (eliminate) the carrying amount of the parent's investment in each subsidiary and the parent's portion of equity of each subsidiary.
- v) The difference between the proceeds from disposal of investment in subsidiaries and the carrying amount of its assets less liabilities as on the date of disposal is recognized in the Consolidated Statement of Profit and Loss being the profit or loss on disposal of investment in subsidiary.
- vi) Non Controlling Interest's share of profit / loss of consolidated subsidiaries for the year is identified and adjusted against the income of the group in order to arrive at the net income attributable to shareholders of the Company.
- vii) Non Controlling Interest's share of net assets of consolidated subsidiaries is identified and presented in the Consolidated Balance Sheet separate from liabilities and the equity of the Company's shareholders.
- viii) Investment in Associates has been accounted under the equity method as per Ind AS 28 -Investments in Associates and Joint Ventures.
- ix) Companies considered in the consolidated financial statements are:

Name of the Company	Country of incorporation	Holding as on March 31, 2022	Period of consolidation
<b>Subsidiary</b>			
Poly Medicure (Laiyang) Company Limited, China - (Audited)	China	100%	Apr'21 to Mar'22
Polymed BV, Netherlands - Management certified- Unaudited (Consolidated)	Netherlands	100%	Apr'21 to Mar'22
Plan 1 Health India Pvt Ltd. - (Audited)	India	99.99%	Apr'21 to Mar'22
<b>Associates</b>			
Ultra For Medical Products Company (Ultra Med), Egypt - Audited	Egypt	23%	Jan'21 to Dec'21

### Classification of Assets and Liabilities into Current and Non- Current

The Group presents its assets and liabilities in the Balance Sheet based on current/ non-current classification.

An asset is treated as current when it is:

- a) expected to be realized or intended to be sold or consumed in normal operating cycle;
- b) held primarily for the purpose of trading;
- c) expected to be realized within twelve months after the reporting period; or
- d) cash or cash equivalent unless restricted from being exchanged or used to settle a liability for at least twelve months after the reporting period.

All other assets are classified as non-current.

A liability is treated as current when :

- a) it is expected to be settled in normal operating cycle;
- b) it is held primarily for the purpose of trading;
- c) it is due to be settled within twelve months after the reporting period; or
- d) there is no unconditional right to defer the settlement of the liability for at least twelve months after the reporting period

All other liabilities are classified as non-current.

Based on the nature of products and the time between the acquisition of assets for processing and their realization in cash and cash equivalents, the Group has ascertained its operating cycle being a period within twelve months for the purpose of current and non-current classification of assets and liabilities.

### SIGNIFICANT ACCOUNTING POLICIES

#### a Basis of Measurement

The Financial Statements of the group are consistently prepared and presented under historical cost convention on an accrued basis in accordance with IND AS except for certain Financial Assets and Financial Liabilities that are measured at fair value.

The financial statements are presented in Indian Rupees (₹INR), which is the Company's functional and presentation currency and all amounts are rounded to the nearest Lacs (except otherwise indicated).

#### b Property, plant and equipment

(i) Property, plant and equipment situated in India are carried at historical cost of acquisition, construction or manufacturing cost, as the case may be less accumulated depreciation and amortization. Freehold land is carried at cost of acquisition. Cost represents all expenses directly attributable to bringing the asset to its working condition capable of operating in the manner intended.

(ii) Depreciation  
Depreciation on Property, plant and equipment is provided on Straight Line Method over their useful lives and in the manner specified in Schedule II of the Companies Act, 2013.

(iii) Component Accounting  
When significant parts of property, plant and equipment are required to be replaced at intervals, the Group derecognizes

the replaced part, and recognizes the new part with its own associated useful life and it is depreciated accordingly. Likewise, when a major inspection is performed, its cost is recognized in the carrying amount of the plant and equipment as a replacement, if the recognition criteria are satisfied. All other repair and maintenance costs are recognized in the Statement of Profit and Loss as incurred. The present value of the expected cost for the decommissioning of the asset after its use is included in the cost of the respective asset if the recognition criteria for a provision are met.

(iv) Stores and Spares which meets the definition of Property, plant and equipment and satisfying recognition criteria of Ind AS - 16 are capitalized as Property, plant and equipment and until that in capital work in progress.

(v) Lease Hold Assets are amortized over the period of lease.

(vi) Expenditure during construction/erection period is included under Capital Work-in-Progress and is allocated to the respective property plant and equipment on completion of construction/ erection.

(vii) Property, plant and equipment are eliminated from financial statement, either on disposal or when retired from active use. Losses arising in the case of retirement of Property, plant and equipment and gains or losses arising from disposal of property, plant and equipment are recognized in Statement of Profit and Loss in the year of occurrence.

(viii) The assets residual values, useful lives and methods of depreciation are reviewed at each financial year end and adjusted prospectively, if appropriate.

(ix) Capital work in progress includes cost of Property, Plant and Equipment which are not ready for their intended use.

#### c Intangible assets:

(i) Intangible assets are recognized when it is probable that the future economic benefits that are attributable to the assets will flow to the Group and the cost of the asset can be measured reliably. Intangible Assets are stated at cost which includes any directly attributable expenditure on making the asset ready for its intended use. Intangible assets with finite useful lives are capitalized at cost and amortized on a straight-line basis. In respect of patents and trademarks, useful life has been estimated by the management as 10 years unless otherwise stated in the relevant documents and in respect of SAP software as 10 year and other softwares as 3 years.

(ii) Software: Internally generated intangibles, excluding capitalized development costs, are not capitalized and the related expenditure is reflected in profit and loss in the period in which the expenditure is incurred.

The amortization period and the amortization method for an intangible asset with a finite useful life are reviewed at least at the end of each reporting period. Changes in the expected useful life or the expected pattern of consumption of future economic benefits embodied in the asset are considered to modify the amortization period or method, as appropriate, and are treated as changes in accounting estimates. Intangible assets with indefinite useful lives (like goodwill, brands), if any, are not amortized, but are tested for impairment annually, either individually or at the cash-generating unit level. The assessment of indefinite useful life is reviewed annually to determine whether

indefinite life continues to be supportable. If not, the change in useful life from indefinite to finite life is made on prospective basis.

(iii) Goodwill represents the cost of business acquisition in excess of the Group's interest in the net fair value of identifiable assets, liabilities & Contingent liabilities of the acquiree. When the net fair value of identifiable assets, liabilities & Contingent liabilities acquired exceeds the cost of business acquisition, the bargain purchase excess is recognized after reassessing the fair value of net assets acquired in the capital reserve. Goodwill is measured at cost less accumulated impairment losses.

Goodwill is tested for impairment on an annual basis and whenever there is an indication that goodwill may be impaired, relying, on number of factors including operating results, business plans and future cash flows. For the purpose of impairment testing, goodwill acquired in business combination is allocated to the Group's cash generating units (CGU) or groups of CGU's expected to benefit from the synergies arising from the business combination. A CGU is smallest identifiable group of assets that generates cash inflows that are largely independent of the cash inflows from the other assets or group of assets. Impairment occurs when the carrying amount of a CGU including the goodwill, exceeds the estimated recoverable amount of the CGU. The recoverable amount of a CGU is the higher of its fair value less cost to sell and its value-in-use. Value-in-use is the present value of the future cash flows expected to be derived from the CGU. Total impairment loss of a CGU is allocated first to reduce the carrying amount of goodwill allocated to the CGU and then to other assets of the CGU pro-rata on the basis of carrying amount of each asset in the CGU. An impairment loss on goodwill is recognized in net profit in the consolidated Statement of Profit and Loss and is not reversed in the subsequent period.

**d Investment properties:**

Investment properties are properties held either to earn rental income or capital appreciation or for both but not for sale in the ordinary course of business, use in production or supply of goods or services or for other administrative purposes. Investment properties are initially measured at cost including transaction cost. Subsequent to initial recognition, investment properties are stated at cost less accumulated depreciation or impairment loss. Depreciation on investment properties are provided over the estimated useful life and is not different than useful life as mentioned in schedule II of the Companies Act 2013.

Investment properties are derecognized either when they have been disposed off or when they are permanently withdrawn from use and no future economic benefit is expected from their disposal. The difference between the net disposal proceeds and the carrying amount of the assets is recognized in profit or loss in the period of derecognition.

Though the Group measures investment properties using cost based measurement, the fair value of investment properties is disclosed in the notes. Fair value of invested property is based on the valuation by a registered valuer as defined in Rule 2 of Companies (registered valuer and Valuation) Rules, 2017.

**e Research and development cost:**

Research Cost:

Revenue expenditure on research is expensed under the respective heads of account in the period in which it is incurred and is grouped as "Research and development expenses".

Development Cost:

Development expenditure on new product is capitalized as intangible asset, if technical and commercial feasibility as per Ind AS 38 is demonstrated, else charged to statement of profit and loss.

**f Inventories:**

Raw materials, Packing materials, Stores and Spares are valued at lower of cost (on weighted moving average cost basis) and net realizable value.

Stock in process is valued at lower of cost (on weighted moving average cost basis) and net realizable value.

Finished goods are valued at lower of cost and net realizable value. Cost for this purpose includes direct material, direct labor, other variable cost and manufacturing overhead based on normal operating capacity and depreciation.

Stock in Trade is valued at lower of cost and net realizable value

Scrap is valued at estimated realizable value.

**g Financial instruments:**

A financial instrument is any contract that at the same time gives rise to a financial asset of one entity and a financial liability or equity instrument of another entity. Financial instruments are recognized as soon as the Group becomes a contracting party to the financial instrument. In cases where trade date and settlement date do not coincide, for non-derivative financial instruments the settlement date is used for initial recognition or derecognition, while for derivatives the trade date is used. Financial instruments stated as financial assets or financial liabilities are generally not offset; they are only offset when a legal right to set-off exists at that time and settlement on a net basis is intended.

**h Financial assets:**

Financial assets include Investments, trade receivables, cash and cash equivalents, derivative financial assets, loans and also the equity / debt instruments held. Initially all financial assets are recognized at amortized cost or fair value through Other Comprehensive Income or fair value through Statement of Profit or Loss, depending on its business model for those financial assets and their contractual cash flow characteristics. Subsequently, based on initial recognition/ classification, where assets are measured at fair value, gain and losses are either recognized entirely in the statement of profit and loss (i.e. fair value through profit or loss), or recognized in other comprehensive income (i.e. fair value through other comprehensive income).

(i) Investment in equity shares:

Investment in equity securities are initially measured at fair value. Any subsequent fair value gain or loss for investments held for investment is recognized through Statement of profit and loss.

(ii) Investment in associates, joint venture and subsidiaries:

The Company's investment in subsidiaries and associates, joint venture are at carried at cost except where impairment loss recognized.

(iii) Trade receivables:

Trade receivables are recognized initially at fair value and subsequently measured at amortized cost less credit loss/ impairment allowances/ provision for doubtful debts.

(iv) **Cash and cash equivalents:**

- Cash and cash equivalents are financial assets. Cash and cash equivalents consist of cash and short-term highly liquid investments that are readily convertible to cash with original maturities of three months or less at the time of purchase and are carried at cost.
- Other Bank Balances: Unclaimed / Unpaid dividend amount balance, deposit with bank as margin money for guarantees issued by bank, deposit kept as security deposit with statutory authorities are accounted as bank balance other than cash and cash equivalents.
- Cash Flow Statement: Cash Flows are reported using indirect method whereby profit for the year is adjusted for the effects of transaction of non-cash nature, any deferrals or accruals of past or future operating cash receipts or payments and item of income or expense associated with investing or financing cash flows. The cash flows from operating, investing and financing activities of Group are segregated.

(v) **Loans & other financial assets:**

Loans and other financial assets are financial assets with fixed or determinable payments that are not quoted in an active market. Such assets are recognized initially at fair value plus any directly attributable transaction costs. Subsequent to initial recognition, loans and other financial assets are measured at amortized cost using the effective interest method, less any impairment losses.

**i Impairment of Financial assets:**

In accordance with Ind AS 109, the Group uses expected credit loss (ECL) model for evaluating, measurement and recognition of impairment loss.

**j Financial liabilities:**

(i) **Classification:**

The Group classifies all financial liabilities as subsequently measured at amortized cost, except for financial liabilities at fair value through profit and loss. Such liabilities, including derivatives that are liabilities, shall be subsequently measured at fair value.

(ii) **Initial recognition and measurement:**

All financial liabilities are recognized initially at fair value, in the case of loans, borrowings and payables, net of directly attributable transaction costs. Financial liabilities include trade and other payables, loans and borrowings including bank overdrafts and derivative financial instruments.

(iii) **Subsequent measurement:**

All financial liabilities are re-measured at fair value through statement of profit and loss include financial liabilities held for trading and financial liabilities designated upon initial recognition as at fair value through statement of profit and loss. Financial liabilities are classified as held for trading if they are incurred for the purpose of repurchasing in the near term.

(iv) **Loans and borrowings:**

Interest bearing loans and borrowings are subsequently measured at amortized cost using effective interest rate (EIR) method. Gains and losses are recognized in Statement of Profit and Loss when the liabilities are derecognized as well as through EIR amortization process. The EIR amortization is included as finance cost in the Statement of Profit and Loss.

(v) **De-recognition of financial liabilities:**

A financial liability is derecognized when the obligation under the liability is discharged or cancelled or expires. When an existing financial liability is replaced by another from the same lender on substantially different terms, or the terms of an existing liability are substantially modified, such an exchange or modification is treated as the de-recognition of the original liability and the recognition of a new liability. The difference in the respective carrying amounts is recognized in the Statement of Profit and Loss.

(vi) **Derivative financial instruments:**

The Group uses derivative financial instruments such as forward currency contracts and options to hedge its foreign currency risks. Such derivative financial instruments are initially recognized at fair value on the date on which a derivative contract is entered into and are subsequently re-measured at fair value. The gain or loss in the fair values is taken to Statement of Profit and Loss at the end of every period. Profit or loss on cancellations/renewals of forward contracts and options are recognized as income or expense during the period.

**k Impairment of non-financial assets:**

At each reporting date, the Group assesses whether there is any indication that a non-financial asset may be impaired. If any such indication exists, the recoverable amount of the non-financial asset is estimated in order to determine the extent of the impairment loss, if any. Recoverable amount is determined:

- In the case of an individual asset, at the higher of the Fair Value less cost to sell and the value in use,
- In the case of cash generating unit (a group of assets that generates identified, independent cash flows) at the higher of cash generating unit's fair value less cost to sell and the value in use.

Where it is not possible to estimate the recoverable amount of an individual non-financial asset, the Group estimates the recoverable amount of the smallest cash generating unit to which the non-financial asset belongs. The recoverable amount is the higher of an asset's or cash generating unit's fair value less costs of disposal and its value in use. If the recoverable amount of a non-financial asset or cash generating unit is estimated to be less than its carrying amount, the carrying amount of the non-financial asset or cash generating unit is reduced to its recoverable amount. Impairment losses are recognized immediately in the statement of Profit and Loss. Where an impairment loss subsequently reverses, the carrying amount of the non-financial asset or cash generating unit is increased to the revised estimate of its recoverable amount. However, this increased amount cannot exceed the carrying amount that would have been determined had no impairment loss been recognized for that non-financial asset or cash generating unit in prior periods. A reversal of an impairment loss is recognized immediately in the statement of Profit and Loss.

**l Foreign exchange transactions:**

(i) **Functional and presentation Currency:**

The functional and reporting currency of company is INR.

(ii) **Transaction and Balances:**

Foreign exchange transactions are accounted for at the exchange rate prevailing on the date of transaction. All monetary foreign currency assets and liabilities are converted at the exchange rate prevailing at reporting date. All exchange gain or loss arising on translation of monetary items are dealt with in statement of profit and loss.

**m Revenue recognition:**

The Group derives revenue from sale of manufactured goods and traded goods. In accordance with Ind AS 115, the group recognizes revenue from sale of products and services at a time when performance obligation is satisfied and upon transfer of control of promised products or services to customer in an amount that reflects the consideration the group expects to receive in exchange for their products or services. The group disaggregates the revenue based on nature of products/ Geography.

- **Export incentive:**

Export incentives are accounted for on export of goods, if the entitlements can be estimated with reasonable accuracy and conditions precedent to claim are reasonably expected to be fulfilled.

- **Dividend income:**

Dividend income is accounted for when the right to receive the same is established, which is generally when shareholders approve the dividend.

- **Interest income:**

For all Financial instruments measured at amortized cost, interest income is recorded using effective interest rate (EIR), which is the rate that exactly discounts the estimated future cash payments or receipts through the expected life of the financial instrument or a shorter period, where appropriate, to the net carrying amount of the financial asset. Interest income is included in other income in statement of profit and loss.

- **Rental income:**

Rental income on investment properties and on operating lease are accounted for on accrual basis.

**n Government Grant**

- Grants from the government are recognized at their fair value where there is a reasonable assurance that the grant will be received and the Group has complied with all attached conditions.

- Government grants relating to income are deferred and recognized in the profit or loss over the period necessary to match them with the costs that they are intended to compensate and presented within other income.

- Government grants relating to the purchase of property, plant and equipment are included in non-current liabilities as deferred income and are credited to profit or loss on a straight-line basis over the expected lives of the related assets and presented within other income.

- In respect of Property, Plant and Equipment purchased under Export Promotion Capital Goods (EPCG) scheme of Government of India, exemption of custom duty under the scheme is treated as, Government Grant and is recognized in Statement of Profit and Loss on fulfillment of associated export obligations.

**o Employees Benefits:**

- i) Short term employee Benefit:

All employees' benefits payable wholly within twelve months rendering services are classified as short term employee benefits. Benefits such as salaries, wages, short-term compensated absences, performance incentives etc., and the expected cost of bonus, ex-gratia are recognized during the period in which the employee renders related service.

- ii) Defined Contribution Plan:

Contributions to the Employees' Provident Fund and Employee's State Insurance are recognized as Defined Contribution Plan and charged as expenses in the year in which the employees render the services.

- iii) Defined Benefit Plan:

The Leave Encashment (Unfunded) and Gratuity (Funded) are defined benefit plans. The cost of providing benefits under the defined benefit plan is determined using the projected unit credit method with actuarial valuations being carried out at each balance sheet date, which recognizes each period of service as giving rise to additional unit of employee benefit entitlement and measure each unit separately to build up the final obligation. Re-measurements, comprising of actuarial gains and losses, the effect of the asset ceiling, excluding amounts included in net interest on the net defined benefit liability and the return on the plan assets (excluding amounts included in net interest on the net defined benefit liability), are recognized immediately in the balance sheet with a corresponding debit or credit to retained earnings through other comprehensive income in the period in which they occur. Re-measurements are not classified to the statement of profit and loss in subsequent periods. Past Service cost is recognized in the statement of profit and loss in the period of plan amendment. Net Interest is calculated by applying the discount rate to the net defined benefit liability or asset.

The group recognizes the following changes in the net defined benefit obligations under employee benefit expenses in the statement of profit and loss.

- Service costs comprising current service costs, gains and losses on curtailments and non-routine Settlements.
- Net interest income or expense.

- iv) Long term Employees Benefits:

Compensated absences which are not expected to occur within twelve months after the end of the period in which the employee renders the related services are recognized as a liability at the present value of the defined benefit obligation at the balance sheet date.

- v) Termination benefits:

Termination benefits are recognized as an expense in the period in which they are incurred.

The group shall recognize a liability and expense for termination benefits at the earlier of the following dates:

- (a) when the entity can no longer withdraw the offer of those benefits; and
- (b) when the entity recognizes costs for a restructuring that is within the scope of Ind AS 37 and involves the payment of termination benefits.

**p Share based payments:**

Equity settled share based payments to employees are measured at fair value of equity instrument at the grant date. The fair value determined at grant date is expensed on straight line basis over the vesting period based on the company's estimate of equity instrument that will eventually vest with corresponding increase in equity. At the end of each reporting period, the company revise its estimate of number of equity instruments expected to vest. The impact of revision of the original estimates, if any, is recognized in statement of profits and loss such that cumulative expense reflect the revised estimate with a corresponding adjustment to Share based Payments Reserve. The dilutive



effect of outstanding option is reflected as additional dilution in computation of diluted earning per share.

**q Borrowing costs:**

(i) Borrowing costs that are specifically attributable to the acquisition, construction, or production of a qualifying asset are capitalized as a part of the cost of such asset till such time the asset is ready for its intended use or sale. A qualifying asset is an asset that necessarily requires a substantial period of time (generally over twelve months) to get ready for its intended use or sale.

(ii) For general borrowing used for the purpose of obtaining a qualifying asset, the amount of borrowing costs eligible for capitalization is determined by applying a capitalization rate to the expenditures on that asset. The capitalization rate is the weighted average of the borrowing costs applicable to the borrowings of the group that are outstanding during the period, other than borrowings made specifically for the purpose of obtaining a qualifying asset. The amount of borrowing costs capitalized during a period does not exceed the amount of borrowing cost incurred during that period.

(iii) All other borrowing costs are recognized as expense in the period in which they are incurred.

**r Leases:**

**Group as a Lessee:**

In accordance with IND AS 116, the group recognizes right of use assets representing its right to use the underlying asset for the lease term at the lease commencement date. The cost of right of use asset measured at inception shall comprise of the amount of the initial measurement of the lease liability adjusted for any lease payment made at or before commencement date less any lease incentive received plus any initial direct cost incurred and an estimate of cost to be incurred by lessee in dismantling and removing underlying asset or restoring the underlying asset or site on which it is located. The right of use asset is subsequently measured at cost less accumulated depreciation, accumulated impairment losses, if any, and adjusted for any remeasurement of lease liability. The right of use assets is depreciated using the straight line method from the commencement date over the shorter of lease term or useful life of right of use asset. The estimated useful lives of right of use assets are determined on the same basis as those of property, plant and equipment. Right of use assets are tested for impairment whenever there is any indication that their carrying amounts may not be recoverable. Impairment loss, if any, is recognized in statement of profit and loss.

The group measures the lease liability at the present value of the lease payments that are not paid at the commencement date of lease. The lease payments are discounted using the interest rate implicit in the lease, if that rate can be readily determined. If that rate cannot be readily determined, the group uses incremental borrowing rate.

The lease liability is subsequently remeasured by increasing the carrying amount to reflect interest on lease liability, reducing the carrying amount to reflect the lease payments made and remeasuring the carrying amount to reflect any reassessment or lease modification or to reflect revised- in-substance fixed lease payments, the group recognizes amount of remeasurement of lease liability due to modification as an adjustment to right of use assets and statement of profit and loss depending upon the nature of modification. Where the carrying amount of right of use assets is reduced to zero and there is further reduction in measurement of lease liability, the group recognizes any remaining

amount of the remeasurement in statement of profit and loss.

The group has elected not to apply the requirements of IND AS 116 to short term leases of all assets that have a lease term of twelve month or less and leases for which the underlying asset is of low value. The lease payments associated with these leases are recognized as an expense on straight line basis over lease term.

**Group as a Lessor:**

At an inception date, leases are classified as financial lease or operating lease. Leases where the group does not transfer substantially all risk and reward incidental to the ownership of the asset are classified as operating lease. Lease rental under operating lease are recognised as income in profit and loss account on straight line basis.

**s Taxes on income:**

(i) Current Tax:

1. Tax on income for the current period is determined on the basis of estimated taxable income and tax credits computed in accordance with the provisions of the Income-Tax Act 1961 and based on the expected outcome of assessments / appeals.

2. Current income tax relating to items recognized directly in equity is recognized in equity and not in the statement of profit and loss.

Management periodically evaluates positions taken in the tax returns with respect to situations in which applicable tax regulations are subject to interpretation and establishes provisions where appropriate.

(ii) Deferred tax:

1. Deferred tax is accounted for using the balance sheet liability method in respect of temporary differences between the carrying amount of assets and liabilities in the financial statements and the corresponding tax basis used in the computation of taxable profit as well as for unused tax losses or credits. In principle, deferred tax liabilities are recognized for all taxable temporary differences and deferred tax assets are recognized to the extent that it is probable that taxable profits will be available against which deductible temporary differences can be utilized. Deferred tax assets and liabilities are also recognized on temporary differences arising from business combinations except to the extent they arise from goodwill that is not taken into account for tax purposes.

2. Deferred taxes are calculated at the enacted or substantially enacted tax rates that are expected to apply when the asset or liability is settled.

3. Deferred tax is charged or credited to the income statement, except when it relates to items credited or charged directly to other comprehensive income in equity, in which case the corresponding deferred tax is also recognized directly in equity.

**t Provisions, Contingent liabilities, Contingent assets and Commitments:**

(i) General:

The group recognizes provisions for liabilities and probable losses that have been incurred when it has a present legal or constructive obligation as a result of past events and it is probable that the group will be required to settle the obligation

and a reliable estimate of the amount of the obligation can be made. If the effect of the time value of money is material, provisions are discounted using a current pre-tax rate that reflects, where appropriate, the risks specific to the liability. When discounting is used, the increase in the provision due to the passage of time is recognized as a financing cost.

Contingent liability is disclosed in the case of:

- A present obligation arising from past events, when it is not probable that an outflow of resources will be required to settle the obligation:
- A present obligation arising from past events, when no reliable estimate is possible:
- A possible obligation arising from past events, unless the probability of outflow of resources is remote.

Contingent assets are not recognized but disclosed in financial statement when an inflow of economic benefits is probable.

Provisions, Contingent liabilities, Contingent assets and Commitments are reviewed at each balance sheet date.

(ii) Other Litigation claims:

Provision for litigation related obligation represents liabilities that are expected to materialize in respect of matters in appeal.

(iii) Onerous contracts:

Provisions for onerous contracts are recorded in the statements of operations when it becomes known that the unavoidable costs of meeting the obligations under the contract exceed the economic benefits expected to be received.

**u Exceptional Items:**

On certain occasions, the size, type or incidence of an item of income or expense, pertaining to the ordinary activities of the group is such that its disclosure improves the understanding of the performance of the group, such income or expense is classified as an exceptional item and accordingly, disclosed in the notes accompanying to the financial statements.

**v Earnings per share:**

Basic Earnings per share is calculated by dividing the profit from continuing operations and total profit, both attributable to equity shareholders of the Company by the weighted average number of equity shares outstanding during the period.

Diluted earnings per share is computed using the net profit for the year attributable to the shareholder' and weighted average number of equity and potential equity shares outstanding during the year including share options, convertible preference shares and debentures, except where the result would be anti-dilutive. Potential equity shares that are converted during the year are included in the calculation of diluted earnings per share, from the beginning of the year or date of issuance of such potential equity shares, to the date of conversion.

**w Segment reporting:**

The operating segment of the group is medical devices and the same have been evaluated on management approach as defined in Ind AS - 108 "Operating Segment". The group accordingly reports its financials under one segment namely "Medical

Devices".

**x Financial statement classification:**

Certain line items on the balance sheet and in the statement of Profit and Loss have been combined. These items are disclosed separately in the Notes to the financial statements. Certain reclassifications have been made to the prior year presentation to conform to that of the current year. In general the group classifies assets and liabilities as current when they are expected to be realized or settled within twelve months after the balance sheet date.

**y Fair value measurement:**

The group measures financial instruments such as derivatives and certain investments, at fair value at each balance sheet date.

Fair value is the price that would be received to sell an asset or paid to transfer a liability in an orderly transaction between market participants at the measurement date. The fair value measurement is based on the presumption that the transaction to sell the asset or transfer the liability takes place either:

- In the principal market for the asset or liability.

Or

- In the absence of a principal market, in the most advantageous market for the asset or liability.

The principal or the most advantageous market must be accessible by the group.

The fair value of an asset or a liability is measured using the assumptions that market participants would use when pricing the asset or liability, assuming that market participants act in their economic best interest.

A fair value measurement of a non- financial asset takes in to account a market participant's ability to generate economic benefits by using the asset in its highest and best use or by selling it to another market participant that would use the asset in its highest and best use. The group uses valuation techniques that are appropriate in the circumstances and for which sufficient data are available to measure fair value, maximizing the use of relevant observable inputs and minimizing the use of unobservable inputs.

All assets and liabilities for which fair value is measured or disclosed in the financial statements are categorized within the fair value hierarchy, described as follows, based on the lowest level input that is significant to the fair value measurement as a whole;

- Level 1- Quoted (unadjusted) market prices in active markets for identical assets or liabilities.
- Level 2- Valuation techniques for which the lowest level input that is significant to the fair value measurement is directly or indirectly observable.
- Level 3- Valuation techniques for which the lowest level input that is significant to the fair value measurement is unobservable.

For assets and liabilities that are recognized in the balance sheet on a recurring basis, the group determines whether transfers have occurred between levels in the hierarchy by re-assessing categorization (based on the lowest level input that is significant

to the fair value measurement as a whole) at the end of each reporting period.

For the purpose of fair value disclosures, the group has determined classes of assets and liabilities on the basis of the nature, characteristics and risks of the asset or liability and the level of the fair value hierarchy as explained above.

**z Significant Accounting Judgments, Estimates and Assumptions:**

The preparation of the group's financial statements requires management to make judgments, estimates and assumptions that affect the reported amounts of revenues, expenses, assets and liabilities, and the accompanying disclosures, and the disclosure of contingent liabilities.

Uncertainty about these assumptions and estimates could result in outcomes that require a material adjustment to the carrying amount of assets or liabilities affected in future periods.

**Estimation of uncertainty related to Global Health Pandemic from COVID-19**

The Group has considered the possible effects that may result from pandemic relating to COVID-19 on the carrying amount of financial assets including Trade Receivables. In developing the assumptions relating to the possible future uncertainties in global economic conditions because of the pandemic, the group as at the date of approval of these financial statement has used internal and external source of information, on the expected future performance of the group and based on estimates the group expects that the carrying amount of financial assets will be recovered and the group do not expect any significant impact of COVID-19 on the group's financial statement as at the date of approval of these audited Consolidated Financial Statement.

**i Income taxes:**

Management judgement is required for the calculation of provision for income taxes and deferred tax assets and liabilities. The group reviews at each balance sheet date the carrying amount of deferred tax assets / liabilities. The factors used in the estimates may differ from actual outcome which could lead to significant adjustment to the amounts reported in the consolidated financial statements.

**ii Fair value measurement of financial instruments:**

When the fair values of financial assets and financial liabilities recorded in the balance sheet cannot be measured based on quoted prices in active markets, their fair value is measured using valuation techniques including book value, Discounted Cash Flow (DCF) model. The inputs to these models are taken from observable markets where possible, but where this is not feasible, a degree of judgement is required in establishing fair values. Judgements include considerations of inputs such as liquidity risk, credit risk and volatility. Changes in assumptions about these factors could affect the reported fair value of financial instruments.

**iii Defined benefit plans:**

The cost of the defined benefit plan and other post-employment benefits and the present value of such obligation are determined using actuarial valuations. An actuarial valuation involves making various assumptions that may differ from actual developments in future. These Includes the determination of the discount rate, future salary increases, mortality rates and attrition rate. Due to the complexities involved in the valuation and its long term nature, a defined benefit obligation is highly sensitive to changes in these assumptions. All assumptions are reviewed at each reporting date.

**iv Lease:**

"The group evaluates if an arrangement qualifies to be a lease as per the requirements of IND AS 116. Identification of a lease requires significant judgement. The group uses significant judgement in assessing the lease term (including anticipated renewals) and the applicable discount rate. The group determines the lease term as the non-cancellable period of lease, together with both periods covered by an option to extend the lease if the group is reasonably certain to exercise that option and periods covered by an option to terminate the lease if the group is reasonably certain not to exercise that option. In excising whether the group is reasonably certain to exercise an option to extend a lease or to exercise an option to terminate the lease, it considers all relevant facts and circumstances that create an economic incentive for the group to exercise the option to extend the lease or to exercise the option to terminate the lease. The group revises lease term, if there is change in non-cancellable period of lease. The discount rate used is generally based on incremental borrowing rate.

**v Depreciation/Amortization and useful life of Property, Plant and Equipment:**

The group has estimated the useful life of Property, Plant and Equipment (PPE) as specified in schedule II of Companies Act. 2013. However, the actual useful life for individual PPE could turn out to be different, there could be technology changes, breakdown, unexpected failure leading to impairment or complete discard. Alternatively, the equipment may continue to provide useful services well beyond the useful life assigned.

**vi Impairment of Financial & Non-Financial Assets:**

The impairment provision for financial assets are based on assumptions about risk of default and expected losses. The group uses judgements in making these assumptions and selecting inputs for impairment calculations based on existing market conditions, past history, technology, economic developments as well as forward looking estimates at the end of each reporting period.

**vii Provisions:**

The Company makes provision for leave encashment and gratuity based on report received from the independent actuary. These valuation reports uses complex valuation models using actuarial valuation. An actuarial valuation involves making various assumption that may differ from actual development in future.

**viii Contingencies:**

Management judgment is required for estimating the possible outflow of resources, if any, in respect of contingencies / claim / litigations against the group as it is not possible to predict the outcome of pending matters with accuracy.

**ix Impairment of Goodwill:** Goodwill is tested for impairment on annual basis and whenever there is an indication that the recoverable amount of a cash generating unit (CGU) is less than the carrying amount, the impairment loss is accounted. For impairment loss, goodwill is allocated to CGU which benefit from the synergies of the acquisition and which represent the lowest level at which goodwill is monitored for internal management purpose. The recoverable amount of CGU is determined based on higher of value in use and fair value less cost to sell and value in use is present value of future cash flows expected to be derived from CGU.

Key assumption in the cash flow projection are prepared based on current economic conditions and comprises estimated long term growth rate, estimated operating margin.

**aa Capital:**

Debt and equity instruments:

Ordinary equity shares are classified as equity. Debt instruments are classified as either liabilities or as equity in accordance with the substance of the contractual arrangement.

**ab Other Miscellaneous Expenses**

Public Issue Expenditure/Share issue expenses on private placement basis/FCCB's issue expenditure is being written

off against Securities/Share premium, net of taxes, in the year of issue.

**34 Fair value measurement**

**i Financial instruments: Accounting classification and fair value measurements**

This section explains the judgements and estimates made in determining the fair values of the financial instruments that are (a) recognized and measured at fair value and (b) measured at amortized cost and for which fair values are disclosed in the financial statements. To provide an indication about the reliability of the inputs used in determining fair value, the group has classified its financial instruments into the three levels prescribed under the Accounting Standard. An explanation of each level follows underneath the table

(₹ in Lacs)

Particulars	31-Mar-22						
	Carrying Value	Classification			Fair Value		
		FVPL	FVOCI	Amortized Cost	Level 1	Level 2	Level 3
<b>Financial assets</b>							
Investments							
In subsidiaries / Associates	976.88	-	-	976.88	-	-	-
In Liquid Mutual Funds	33,659.72	33,659.72	-	-	-	33,659.72	-
Trade receivables	20,662.89	-	-	20,662.89	-	-	-
Cash & cash equivalents	775.74	-	-	775.74	-	-	-
Other bank balances	767.85	-	-	767.85	-	-	-
Loans	34.16	-	-	34.16	-	-	-
Other financial assets	2,724.90	40.22	-	2,684.68	-	40.22	-
<b>Total financial assets</b>	<b>59,602.14</b>	<b>33,699.94</b>	<b>-</b>	<b>25,902.20</b>	<b>-</b>	<b>33,699.94</b>	<b>-</b>
<b>Financial liabilities</b>							
Borrowings	12,527.45	-	-	12,527.45	-	-	-
Trade payables	8,903.89	-	-	8,903.89	-	-	-
Lease Liabilities	143.39	-	-	143.39	-	-	-
Other financial liabilities	2,654.22	-	-	2,654.22	-	-	-
<b>Total financial liabilities</b>	<b>24,228.95</b>	<b>-</b>	<b>-</b>	<b>24,228.95</b>	<b>-</b>	<b>-</b>	<b>-</b>

(₹ in Lacs)

Particulars	31-Mar-21						
	Carrying Value	Classification			Fair Value		
		FVPL	FVOCI	Amortized Cost	Level 1	Level 2	Level 3
<b>Financial assets</b>							
Investments							
In subsidiaries / Associates	940.34	-	-	940.34	-	-	-
In Liquid Mutual Funds	34,501.25	34,501.25	-	-	-	34,501.25	-
Trade receivables	15,586.31	-	-	15,586.31	-	-	-
Cash & cash equivalents	495.46	-	-	495.46	-	-	-
Other bank balances	2,460.87	-	-	2,460.87	-	-	-
Loans	33.30	-	-	33.30	-	-	-
Other financial assets	5,828.12	-	-	5,828.12	-	-	-
<b>Total financial assets</b>	<b>59,845.65</b>	<b>34,501.25</b>	<b>-</b>	<b>25,344.40</b>	<b>-</b>	<b>34,501.25</b>	<b>-</b>
<b>Financial liabilities</b>							
Borrowings	13,413.53	-	-	13,413.53	-	-	-
Trade payables	6,452.01	-	-	6,452.01	-	-	-
Lease Liabilities	328.98	-	-	328.98	-	-	-
Other financial liabilities	2,209.03	11.85	-	2,197.18	-	11.85	-
<b>Total financial liabilities</b>	<b>22,403.55</b>	<b>11.85</b>	<b>-</b>	<b>22,391.70</b>	<b>-</b>	<b>11.85</b>	<b>-</b>

The carrying amount of bank balances, Trade Receivable, Trade Payable, other financial assets / liabilities, loans, cash and cash equivalents, borrowings are considered to be the same as their fair value due to their short term nature.

The levels have been classified based on the followings:

- Level 1:** It hierarchy includes financial instruments measured using quoted prices in active markets. Quotes would include rates/values/valuation references published periodically by BSE, NSE etc. basis which trades take place in a linked or unlinked active market. This includes traded bonds and mutual funds, as the case may be, that have quoted price/rate/value.
- Level 2:** The fair value of financial instruments that are not traded in an active market are determined using valuation techniques which maximize the use of observable market data (either directly as prices or indirectly derived from prices) and rely as little as possible on entity-specific estimates. If all significant inputs required to fair value an instrument are observable, the instrument is included in level 2.
- Level 3:** If one or more of the significant inputs is not based on observable market data, the instrument is included in level 3. This is the case for unlisted equity securities, contingent consideration and indemnification asset included in level 3.

Valuation Techniques used to determine fair value

Valuation Techniques used to determine fair value include

- Open ended mutual funds and certain bonds and debentures at NAV's/rates declared and/or quoted.
- Close ended mutual funds at NAV's declared by AMFI.
- For other bonds and debentures values with references to prevailing yields to maturity matching tenures, quoted on sites of credible organization such as FIMMDA (Fixed Income Money Market and Derivative Association of India).
- Derivative Instruments at values determined by counter parties/Banks using market observable data.
- Certificate of deposits, being short term maturity papers, amortized cost is assumed to be the fair value.

### 35 CONTINGENT LIABILITIES AND COMMITMENTS

#### a. Contingent liabilities not provided for:

(₹ in Lacs)

Particulars	Year Ended 31-Mar-22	Year Ended 31-Mar-21
Compensation for enhanced cost of Land pending with District & Session Court Faridabad (Amount paid 2.33 lacs, Previous year 2.33 lacs)	9.34	9.34
Show cause notice issued by Principal Commissioner of Customs for which reply already filed.	424.52	-
Income tax demand for AY 2017-18 under section 270 A of Income Tax Act 1961 under appeal with National Faceless Appeal Centre	93.8	-
Demand from National Pharmaceutical Pricing Authority (Net)	66.88	76.88

#### b. Obligations and commitments outstanding:

Particulars	Year Ended 31-Mar-22	Year Ended 31-Mar-21
Unexpired letters of credit 2,362.54 lacs (Previous year 1,762.12 lacs) and Guarantees including for issuing stand by letter of credit issued by bankers 1,871.80 lacs (Previous year 1,971.84 lacs), (Net of margins)	4,234.34	3,733.96
Bills discounted but not matured	789.80	696.33
Custom duty against import under EPCG Scheme	1,305.45	1,930.94
Estimated amount of contracts remaining to be executed on capital account and not provided for (net of advances given)	11,339.78	3,472.81

### 36 Financial Risk Management

The Group activities expose it to price risk, credit risk, liquidity risk and market risk.

This note explains the source of risk which the group is exposed to and how it manages the risk and its impact on the financial statement. These risks are managed by the senior management of the group supervised by the Board of Directors to minimize potential adverse effects on the financial performance of the group.

Risk	Exposure arising from	Measurement	Management
Credit Risk	Cash & cash equivalent, Financial instruments, Financial assets & Trade Receivable	Credit Rating and ageing analysis	Diversification of counter Parties, setting of trade receivable, review of outstanding / overdues
Liquidity Risk	Other Liabilities	Maturity Analysis	Maintenance of Sufficient cash and cash Equivalent, Fixed Deposit & other marketable securities
Market Risk - Foreign exchange	Highly probable forecast transactions	Sensitivity analysis	Forward Foreign Exchange Contracts

The Board of Directors of the group provides guiding principles for overall risk management, as well as policies covering specific areas i.e. foreign exchange risk, credit risk & Investment of Surplus liquidity.



The group's risk management is carried out by finance department, accordingly, this department identifies, evaluates and hedges financial risk.

#### A) Price Risk

The main Raw materials for manufacturing of Medical devices are various types of Plastic Granules i.e. PP, LDPE, HDPE, PC, PA, SAN, ABS and K. Resin etc. The prices of Raw materials are mainly dependent on the price of Crude Oil. The majority of Raw materials are being imported by the group and the few are procured indigenously. In case of imported Raw materials, the adverse forex movements are covered by the natural hedge. In case of the drastic price rise of Raw materials during the year, the group makes appropriate changes in the prices of Finished Products, after due discussions with the customers. The prices of Finished Goods are generally reviewed every year and appropriate changes in prices are made to offset the increase in cost.

#### B) Credit Risk

Credit risk arises from cash and cash equivalents, financial assets measured at amortized cost and fair value through profit or loss and trade receivables

#### Credit Risk Management

The company has invested in fixed deposits and liquid mutual funds and have invested only with those funds plan having good credit rating / track record. The group reviews the creditworthiness of these counterparties on an ongoing basis. Another credit risk at the reporting date is from trade receivables as these are typically unsecured. This credit risk has always been managed through credit approvals, establishing credit limits and continuously monitoring the creditworthiness of customer to whom credit is extended in normal course of business. The group estimates the expected credit loss on the basis of past data and experience. The group also takes proper ECGC cover based on risk based classification of trade receivables.

The Geographical concentration of trade receivable (net of allowance) is as under:

Particulars	As at	
	31-Mar-22	31-Mar-21
India	4,655.85	3,631.05
Europe	5,030.36	4,338.00
USA	275.18	42.95
Others	10,701.50	7,574.31
	<b>20,662.89</b>	<b>15,586.31</b>

(₹ in Lacs)

Review of outstanding trade receivables and financial assets is carried out by the management each quarter. The group has a practice to provide for provision for doubtful debts on the basis of duly board approved policy on provision for bad & doubtful debts.

#### Reconciliation of loss allowance provisions:

Particulars	Deposits	Trade receivable	Advances
Loss Allowance as on 1 April 2020	8.68	30.58	97.50
Change In loss allowance	(2.00)	13.10	18.86
Loss Allowance as on 31 March 2021	6.68	43.68	116.36
Change In loss allowance	-	(5.78)	-
<b>Loss Allowance as on 31 March 2022</b>	<b>6.68</b>	<b>37.90</b>	<b>116.36</b>

(₹ in Lacs)

COVID-19: The group do not envisage any financial difficulties resulting in additional credit risks higher than usual credit terms due to COVID-19 outbreak.

#### C) Interest Rate Risk

Interest rate risk is the risk that the fair value of future cash flows of the financial instruments will fluctuate because of changes in interest rate. The group's main interest rate risk arises from long term borrowings with variable rates (LIBOR plus) which exposes the group to cash flow interest rate risk.

i) Interest rate risk exposure - The exposure of the group's borrowing to interest rate changes at the end of reporting period is as follows:

(₹ in Lacs)

Particulars	As at	
	31-Mar-22	31-Mar-21
Variable rate borrowing	12,418.50	13,059.42
Fixed rate borrowing	108.95	354.11
<b>Total</b>	<b>12,527.45</b>	<b>13,413.53</b>

The analysis by maturities is provided in note D "Maturities of Financed liabilities" below.

- ii) Sensitivity analysis: For floating rate liabilities, the analysis is prepared assuming the amount of liability outstanding at the end of the reporting period was outstanding for whole year:-

(₹ in Lacs)

Particulars	Impact on profit before tax for the year ended	
	31-Mar-22	31-Mar-21
Interest rate- increase by 50 basis point	62.09	65.30
Interest rate- decrease by 50 basis point	(62.09)	(65.30)

#### D) Liquidity Risk

The group's principle source of liquidity are cash & cash equivalent and cash flows that are generated from operations. The group believes that its working capital is sufficient to meet its current requirement. Additionally, the group has sizeable surplus funds in liquid mutual fund and also in fixed deposit ensuring safety of capital and availability of liquidity as and when required hence, the group do not perceive any liquidity risk.

(₹ in Lacs)

Particulars	As at	
	31-Mar-22	31-Mar-21
The group has working capital funds which Includes		
Cash and cash equivalent	775.74	495.46
Current investments in liquid mutual funds	33,659.72	34,501.25
Bank balances	767.85	2,460.87
Trade receivable	20,662.89	15,586.31
<b>Total</b>	<b>55,866.20</b>	<b>53,043.90</b>

Besides above, the company had access to the following undrawn facilities at the end of reporting period:

( in Lacs)

Particulars	As at	
	31-Mar-22	31-Mar-21
<u>Fixed</u>		
Cash credit and other facilities	3,810.26	4,468.12
<u>Variable</u>		
Other facilities	-	-

**Contractual maturities of significant financial liabilities are as under :**

Maturities of financial liabilities

(₹ in Lacs)

Particulars	Less than and equal to one year	More than one year	Total
<b>As at 31 March 2022</b>			
Trade payable	8,903.89	-	8,903.89
Other Financial liabilities	11,422.03	3,903.03	15,325.06
<b>Total</b>	<b>20,325.92</b>	<b>3,903.03</b>	<b>24,228.95</b>
<b>As at 31 March 2021</b>			
Trade payable	6,452.01	-	6,452.01
Other Financial liabilities	9,339.64	6,611.90	15,951.54
<b>Total</b>	<b>15,791.65</b>	<b>6,611.90</b>	<b>22,403.55</b>

#### E) Market Risk

##### Foreign Currency Risk

The group operates significantly in international markets through imports and exports and therefore exposed to foreign exchange risk arising from foreign currency transactions primarily with respect to USD/Euro/GBP/JPY. The risk is measured through sensitivity analysis. In order to minimize any adverse effect on the financial performance of the group, financial instrument such as foreign exchange forward contracts are used exclusively to mitigate currency risk.

(i) The company uses foreign exchange forward contracts to mitigate exposure in foreign currency risk. The foreign exchange forward contract outstanding at reporting date are as under: -

Particulars	Type	Currency	As at			
			31-Mar-22		31-Mar-21	
			FC	INR	FC	INR
Forward Contracts	Sell	USD:INR	91.00	6,890.79	-	-
		EURO:INR	0.90	75.69	-	-
		GBP:INR	-	-	3.00	301.98
	Buy	EURO:INR	-	-	4.06	348.56
		JPY:INR	159.00	99.00	-	-

(ii) Particulars of Unhedged Foreign Currency Exposure as at reporting date (Net exposure to Foreign Currency Risk)

Particulars	Currency	As at			
		31-Mar-22		31-Mar-21	
		FC	INR	FC	INR
Receivable / (Payable)	USD:INR	37.22	2,818.24	46.38	3,390.46
	EURO:INR	(19.74)	(1,658.36)	(49.99)	(4,289.30)
	USD:INR	-	-	-	-
	EURO:INR	-	-	-	-
	GBP:INR	0.82	81.11	(1.15)	(115.96)
	CAD:INR	-	-	(0.06)	(3.61)
	LE.:INR	28.50	118.35	13.99	65.07
	SEK:INR	-	-	(0.63)	(5.29)
	JPY:INR	(148.17)	(92.21)	(681.40)	(449.88)
	AUD:INR	-	-	-	-
	SGD:INR	-	-	-	-

(iii) Maturity of outstanding foreign exchange forward contracts

The details in respect of maturity of outstanding forward exchange forward contract are as given: -

(₹ in Lacs)

Particulars	Type	Currency	As at	
			31-Mar-22	31-Mar-21
Not later than 3 months	Sell	USD:INR	1,211.57	-
		EURO:INR	75.69	-
		GBP:INR	-	150.99
	Buy	EURO:INR	-	348.56
		JPY:USD	49.16	-
Later than 3 months and not later than 6 months	Sell	USD:INR	1,817.35	-
		EURO:INR	-	-
	Buy	GBP:INR	-	150.99
		JPY:USD	24.89	-
Later than 6 month & not later than one year	Sell	USD:INR	3,861.87	-
		EURO:INR	-	-
	Buy	GBP:INR	-	-
		JPY:USD	24.89	-

(iv) The mark to market gain or loss on foreign currency are as under: -

(₹ in Lacs)

Particulars	As at	
	31-Mar-22	31-Mar-21
Mark to market loss / (Gain) accounted for (Net)	(52.07)	(215.76)

### 37 CAPITAL MANAGEMENT

- a) **Risk Management** - The group is cash surplus and has no capital other than equity. The Cash surplus are currently invested in Liquid mutual funds and also in fixed deposit with banks. Safety of capital is of prime importance to ensure availability of capital for group's business requirement. Investment objective is to provide safety and adequate return on surplus funds. The group's adjusted net debt to equity ratio at the end of reporting period is as follows:

( in Lacs)

Particulars	As at	
	31-Mar-22	31-Mar-21
Gross borrowings	12,527.45	13,413.53
Less: cash and cash equivalents	775.74	495.46
Adjusted net debt	11,751.71	12,918.07
Total Equity	1,08,748.14	96,557.05
Adjusted net debt to equity	10.81%	13.38%

The group's total owned funds of 1,08,748.14 Lacs with 11,751.71 Lacs as net debts is considered adequate by the management to meet its business interest and any capital risk it may face in the future.

b) **Loan Covenants**

Under the terms of borrowing facilities, the group is required to comply with certain financing covenants and the group has complied with those covenants through out the reporting period.

c) **Dividend**

(₹ in Lacs)

Particulars	As at	
	31-Mar-22	31-Mar-21
<b>Dividend recognized in the financial statements</b>		
Final dividend paid in financial year 31st March 22 pertaining to financial year ended 31st March 21	(2,397.01)	-
Interim dividend for financial year ended 31-Mar-22 Nil (31-Mar-21 Nil)	-	-
<b>Dividend not recognized in the financial statements</b>		
In addition to the above dividend, since year end, the Board of directors have recommended the payment of final dividend of 2.5 per equity share (PY 2.5 per equity share)		

This dividend is subject to the approval of shareholders of the company in ensuing Annual General Meeting and upon approval would result in cash outgo of approx. 2397.50 Lacs

38 The group has adopted Ind AS 116 effective annual reporting period beginning April 1, 2019 and applied the Standard to its leases retrospectively with the cumulative effect of initially applying the standard, recognized on the date of initial application (April 1, 2019). Accordingly, the group has not restated comparative information, instead, the cumulative effect of initially applying this standard has been recognized as an adjustment to opening balance of retained earnings as on April 1, 2019.

The lease payments including interest have been disclosed under cash flow from financing activities. The weighted average incremental borrowing rate of 9% has been applied to lease liabilities recognized in balance sheet at the date of initial application.

On application of IndAs 116, the nature of expense has changed from lease rent in previous periods to depreciation cost for right of use asset and finance cost for interest accrued on lease liability.

The details of right of use asset held by the company is as follows:

Particulars	As at 31-Mar-22	As at 31-Mar-21
Balance at the beginning of the year	216.58	309.40
Addition during the year		
Depreciation for the year	86.40	92.82
Adjustment on account of modification in lease term	14.98	-
Closing balance at the end of the year	115.20	216.58

**The Following is break up of current and non-current lease liabilities as at 31st March 2022**

Particulars	As at 31-Mar-22 (Rs.in Lakhs)	As at 31-Mar-21 (Rs.in Lakhs)
Current lease liabilities	105.43	132.35
Non-Current lease liabilities	37.96	196.63
	<b>143.39</b>	<b>328.98</b>
The following is movement in lease liabilities during the year ended 31 March 2022		
	<b>Year ended 31-Mar-22</b>	<b>Year ended 31-Mar-21</b>
Balance at the beginning of the year	328.98	432.34
Addition during the year	-	-
Finance cost accrued during the year	17.61	10.64
Modification in lease term	89.20	
Deletions	-	-
Payment of lease liabilities (including interest)	114.00	114.00
Balance at the end of the year	<b>143.39</b>	<b>328.98</b>

Depreciation on right of use asset is Rs 86.40 lacs and Interest on lease liability for year ended 31st March 2022 is Rs 17.61 lacs  
Lease Contracts entered by the group majorly pertains to building taken on lease to conduct the business activities in ordinary course.

**Impact of Covid 19**

The leases that the company has entered with lessors towards properties used as corporate office/ offices are long term in nature and no changes in terms of those leases are expected due to Covid-19

The Table below provides details regarding the contractual maturities of lease charges as at 31 March 2022 on an undiscounted basis:

Particulars:	Short term lease charges payable	Long term lease Charges payable	As at 31st March 2022 (Rs in Lacs)	As at 31st March 2021 (Rs in Lacs)
Less than one year	-	114	114	224.02
Up to five year	-	38	38	208.7
More than five year	-	-	-	-

The group do not foresee liquidity risk with regard to its lease liabilities as the current assets are sufficient to meet the obligation related to lease liabilities as and when they fall due.

Rental expense recorded for short term lease amounted to Rs.223.57 lacs and grouped as short term lease expense in Note No.32 " other expense

**39 RELATED PARTY DISCLOSURES:**

Related party disclosures as required by Ind AS - 24 "Related Party Disclosures" are as under:

**A List of related parties and relationships****a Associate**

- 1 Ultra For Medical Products (UMIC), Egypt

**b Key Management Personnel & Relative**

- 1 Mr. Himanshu Baid (Managing Director)
- 2 Mr. Rishi Baid (Joint Managing Director)
- 3 Mr. Naresh Vijayvergiya (CFO) w.e.f 1st July 21
- 4 Mr. J. K. Oswal (CFO) till 30th June 21
- 5 Mr. Avinash Chandra (Company Secretary)
- 6 Mr. Devendra Raj Mehta (Independent Director)
- 7 Mr. Prakash Chand Surana (Independent Director)
- 8 Mr. Shailendra Raj Mehta (Independent Director)
- 9 Dr. Sandeep Bhargava (Independent Director)
- 10 Mr. Alessandro Balboni (Director)
- 11 Mr. Amit Khosla (Independent Director)
- 12 Mrs. Sonal Mattoo (Independent Director)
- 13 Mr. J. K. Baid (Director- relative of Managing Director & Joint Managing Director)



- 14 Mr. Vishal Baid (President- relative of Managing Director & Joint Managing Director)  
 15 Mrs. Mukulika Baid (Director- relative of Managing Director & Joint Managing Director)  
 16 Mr. Dhruv Baid (Manager- relative of Managing Director)  
 17 Mr. Arham Baid (Manager- relative of Managing Director) w.e.f 1st July 2021  
 18 Mr. Aaryaman Baid (Manager- relative of Managing Director) w.e.f 19th July 2021  
 d Enterprises over which key management personnel and their relatives exercise significant influence  
 1 Vitromed Healthcare  
 2 Jai Polypan Pvt. Ltd.  
 3 Stilocraft  
 4 Polycure Martech Ltd.  
 5 Jai Chand Lal Hulasi Devi Baid Charitable Trust

## B Transactions with related parties

(₹ in Lacs)

Particulars	Associate		Key Management personnel and their relatives		Enterprises controlled by key management personnel and their relatives	
	31-03-2022	31-03-2021	31-03-2022	31-03-2021	31-03-2022	31-03-2021
<b>Sales of Goods</b>	756.04	840.14			2,783.62	2,984.25
Ultra for Medical Products Egypt	756.04	840.14				
Vitromed Healthcare					2,783.62	2,984.25
<b>Purchases of Goods</b>	-	-			43.66	90.77
Ultra for Medical Products Egypt	-	-				
Vitromed Healthcare					43.66	90.77
<b>Job work</b>					5,776.34	5,130.90
Vitromed Health Care					5,776.34	5,130.90
<b>Rent received</b>					0.20	0.20
Vitromed Healthcare					0.20	0.20
<b>Rent paid</b>					1.70	1.70
Jai Polypan Pvt. Ltd.					1.70	1.70
<b>CSR Expenses</b>	125.86	30.45				
Jai Chand Lal Hulasi Devi Baid Charitable Trust	125.86	30.45				
<b>Dividend/ Governing Council Share Received</b>	-	79.40				
Ultra for Medical Products, Egypt	-	79.40				
<b>Advance From Associates</b>	28.35	2.13				
Ultra for Medical Products Egypt	28.35	2.13				
<b>Directors / Key Managerial Personnel's Remuneration including commission</b>			2,237.64	1,885.87		
Mr. Himanshu Baid			1,072.08	916.94		
Mr. Rishi Baid			1,042.59	896.02		
Mr. J. K. Oswal			26.77	60.02		
Mr. Naresh Vijayvargiya			82.38	-		
Mr. Avinash Chandra			13.82	12.89		
<b>Defined benefit obligations</b>			<b>40.92</b>	<b>9.44</b>		
Mr. Himanshu Baid			13.11	4.45		
Mr. Rishi Baid			11.58	3.91		
Mr. J. K. Oswal			13.13	1.03		
Mr. Naresh Vijayvargiya			3.03	-		
Mr. Avinash Chandra			0.07	0.05		
<b>Salary and perquisites</b>			<b>123.11</b>	<b>114.99</b>		
Mr. Vishal Baid			123.11	114.99		
<b>Salary and perquisites</b>			<b>194.81</b>	<b>13.24</b>		
Mr. Dhruv Baid			79.46	13.24		
Mr. Arham Baid			59.60	-		

Mr. Aaryaman Baid			55.75	-	
<b>Commission and Sitting fees</b>			<b>93.75</b>	<b>101.75</b>	
Mr. J. K. Baid			11.25	12.25	
Mrs. Mukulika Baid			11.25	12.25	
Mr. Devendra Raj Mehta			12.50	13.75	
Mr. Prakash Chand Surana			12.00	13.75	
Mr. Shailendra Raj Mehta			12.25	13.00	
Dr. Sandeep Bhargava			11.50	12.75	
Mr. Amit Khosla			12.00	13.00	
Mrs. Sonal Mattoo			11.00	11.00	
<b>Management Fee</b>			<b>150.83</b>	<b>150.26</b>	
Mr. Alessandro Balboni			150.83	150.26	

## Outstanding balances at the year end

(₹ in Lacs)

Particulars	Associate		Key Management personnel and their relatives		Enterprises controlled by key management personnel and their relatives	
	31-03-2022	31-03-2021	31-03-2022	31-03-2021	31-03-2022	31-03-2021
<b>Dividend / Share Governing Council outstanding</b>	33.18	65.07				
Ultra for Medical Devices	33.18	65.07				
<b>Directors' Remuneration / Salary payable</b>			<b>695.07</b>	<b>570.64</b>		
Mr. Himanshu Baid			333.86	279.01		
Mr. Rishi Baid			337.98	279.78		
Mr. Vishal Baid			5.01	4.50		
Mr. Dhruv Baid			3.79	4.97		
Mr. Arham Baid			4.51			
Mr. Aaryamann Baid			4.57			
Mr. J. K. Oswal			-	1.84		
Mr. Naresh Vijayvargiya			4.82	-		
Mr. Avinash Chandra			0.53	0.54		
<b>Commission Payable</b>			<b>64.80</b>	<b>66.64</b>		
Mr. J. K. Baid			8.10	8.33		
Mrs. Mukulika Baid			8.10	8.33		
Mr. Devendra Raj Mehta			8.10	8.33		
Mr. Prakash Chand Surana			8.10	8.33		
Mr. Shailendra Raj Mehta			8.10	8.33		
Dr. Sandeep Bhargava			8.10	8.33		
Mr. Amit Khosla			8.10	8.33		
Mrs. Sonal Mattoo			8.10	8.33		
Management Fee & Other Payable			<b>23.98</b>	16.48		
Mr. Alessandro Balboni			23.98	16.48		
<b>Trade Receivable</b>	<b>419.48</b>	<b>382.41</b>			-	-
Virtomed Healthcare					-	-
Ultra for Medical Products	<b>419.48</b>	<b>382.41</b>			-	-
<b>Trade Payable / Payable for capital goods/Rent payable</b>	-	-			-	-
Virtomed Healthcare					-	-
Jai Polypan Pvt. Ltd.					0.28	0.28
Ultra for Medical Products						
<b>Advance from customer</b>	<b>28.35</b>	-				
Ultra for Medical Products	28.35	-				

**40 EARNINGS PER SHARE (EPS) OF ₹/- EACH:**

Particulars	Year Ended	
	31-Mar-22	As at 31-Mar-21
Net profit after tax available for equity share holders ( In lacs)	14,650.60	13,587.44
<b>Basic Earnings per Share</b>		
Number of shares considered as Basic weighted average shares outstanding during the year	9,58,88,694	8,90,83,537
Basic Earnings per Share (in ₹)	15.28	15.25
Diluted Earnings per Share		
<b>Weighted Average no. shares outstanding during the year</b>	9,58,88,694	8,90,83,537
Effect of dilutive issue of stock options	75,500	71,886
Weighted Average no. shares outstanding for diluted EPS	9,59,64,194	8,91,55,423
Diluted Earnings per Share (in ₹)	15.27	15.24

**41 EMPLOYEE BENEFIT:**

As per Ind AS - 19 "Employee Benefits", the disclosures are as under:

**I Defined Contribution Plan - Provident Fund**

The company makes contribution towards Provident Fund to Regional fund commissioner. The contribution payable by the company are at the rates specified in the rules of the scheme.

During the period, the company has recognized the following amount in statement of profit and loss

(₹ in Lacs)

Particulars	Year ended	
	31-Mar-22	31-Mar-21
Employers' contribution to provident fund * #	649.63	573.09

\* included in "contribution to provident fund and others" under employee benefit expenses (refer note no. 28)

# excluding contribution to provident fund transferred to Research and Development Expenses 9.19 lacs (PY 12.74 lacs).

**II Defined Benefit Plan**

The company has formed a employees gratuity trust which is administrated by Life Insurance Corporation of India (LIC). The company makes contribution towards funding the defined benefit plan pertaining to gratuity to LIC. The Leave Encashment liability is not contributed to any fund and is unfunded. The present value of the defined benefit obligation and related current cost are measured using projected unit credit method with actuarial valuation being carried out at balance sheet date.

The amount recognized are as under:

**a) Gratuity (Funded)**
**(i) Present Value of Defined benefit Obligation**

(₹ in Lacs)

Particulars	Year ended	
	31-Mar-22	31-Mar-21
<b>Obligations at year beginning</b>	382.28	333.23
Service Cost - Current	58.65	57.03
Service Cost - Past	-	-
Interest expenses	25.96	23.06
Actuarial (gain) / Loss on PBO	(32.60)	(14.53)
Benefit payments	(36.64)	(16.50)
Addition due to transfer of employee	-	-
<b>Obligations at year end</b>	<b>397.65</b>	<b>382.28</b>

**(ii) Change in plan assets**

(₹ in Lacs)

Particulars	Year ended	
	31-Mar-22	31-Mar-21
<b>Fair value of plan assets at the beginning of the period</b>	<b>281.06</b>	<b>161.91</b>
Actual return on plan assets	19.70	11.62
Less- FMC Charges	(1.52)	(0.96)
Employer contribution	-	125.00
Benefits paid	(36.64)	(16.50)
<b>Fair value of plan assets at the end of the period</b>	<b>262.59</b>	<b>281.06</b>

**(iii) Assets and Liabilities recognized in the Balance Sheet**

(₹ in Lacs)

Particulars	Year ended	
	31-Mar-22	31-Mar-21
Present Value of the defined benefit obligations	397.65	382.28
Fair value of the plan assets	262.59	281.06
<b>Amount recognized as Liability</b>	<b>135.05</b>	<b>101.22</b>

**(iv) Defined benefit obligations cost for the year:**

(₹ in Lacs)

Particulars	Year ended	
	31-Mar-22	31-Mar-21
Service Cost - Current	58.65	57.03
Service Cost - Past	-	-
Interest Cost	6.87	11.86
Expected return on plan assets	-	-
Actuarial (gain) loss	-	-
<b>Net defined benefit obligations cost</b>	<b>65.52</b>	<b>68.88</b>

**(v) Amount recognized in Other Comprehensive Income (OCI)**

(₹ in Lacs)

Particulars	Year ended	
	31-Mar-22	31-Mar-21
Net cumulative unrecognized actuarial gain/(loss) opening	-	-
Actuarial gain / (loss) for the year on PBO	32.60	14.53
Actuarial gain / (loss) for the year on Asset	(0.91)	(0.55)
<b>Unrecognized actuarial gain/(loss) for the year</b>	<b>31.69</b>	<b>13.98</b>

**(vi) Investment details of Plan Assets**

Particulars	Year ended	
	31-Mar-22	31-Mar-21
The details of investments of plan assets are as follows:	-	-
Funds managed by Insurer	100%	100%
<b>Total</b>	<b>100%</b>	<b>100%</b>

Note: In respect of Employees Gratuity Fund, composition of plan assets is not readily available from LIC of India. The expected rate of return on assets is determined based on the assessment made at the beginning of the year on the return expected on its existing portfolio, along with the estimated increment to the plan assets and expected yield on the respective assets in the portfolio during the year.

**(vii) Actuarial assumptions:**

Particulars	Year ended	
	31-Mar-22	31-Mar-21
Discount Rate per annum	7.22%	6.79%
Future salary increases	4.00%	4.00%

Note: Estimate of future increases considered in actuarial valuation takes account of inflation, seniority, promotion and other relevant factors such as supply and demand in the employment market.

**(viii) Demographic Assumptions:**

Attrition rates are the company's best estimate of employee turnover in future determined considering factors such as nature of business & industry, retention policy, demand & supply in employment market, standing of the company, business plan, HR Policy etc. as provided in the relevant accounting standard.

Particulars	Year ended	
	31-Mar-22	31-Mar-21
i) Retirement Age (Years)	60.00	60.00
ii) Mortality rates inclusive of provision for disability	100% of IALM (2012 - 14)	
iii) Attrition at Ages	Withdrawal Rate %	
Up to 30 Years	3.00	3.00
From 31 to 44 years	2.00	2.00
Above 44 years	1.00	1.00

**(ix) Amount recognized in current year and previous four years:**

(₹ in Lacs)

	Year ended				
	31-Mar-22	31-Mar-21	31-Mar-20	31-Mar-19	31-Mar-18
Defined benefit obligations	397.65	382.28	333.23	321.58	268.28
Plan assets	(262.59)	(281.06)	(161.91)	(157.55)	(137.22)
Deficit /(Surplus)	<b>135.05</b>	<b>101.22</b>	<b>171.32</b>	<b>164.03</b>	<b>131.06</b>

**(x) Expected Contribution to the Fund in the next year**

( in lacs)

Particulars	Year ended	
	31-Mar-22	31-Mar-21
Service Cost	77.16	72.35
Net Interest Cost	9.75	6.87
Expected contribution for next annual reporting period	<b>86.91</b>	<b>79.23</b>

**(xi) Sensitivity Analysis**

The sensitivity of defined benefit obligations to changes in the weighted principal assumptions is :

	"Change in Assumption"		"Increase in Assumption"			"Decrease in Assumption"		
	31-Mar-22	31-Mar-21	Impact	31-Mar-22	31-Mar-21	Impact	31-Mar-22	31-Mar-21
Discount Rate per annum	0.50%	0.50%	Decrease by	(23.65)	(23.37)	Increase by	25.94	25.72
Future salary increases	0.50%	0.50%	Increase by	25.32	24.88	Decrease by	(23.19)	(22.71)

The above sensitivity analysis is based on a change in assumption while holding all the other assumptions constant. In practice, this is unlikely to occur, and change in some of the assumptions may be correlated. When calculating the sensitivity of the defined benefit obligation to significant actuarial assumptions the same method (present value of the defined benefit obligation calculated with the projected unit credit method at the end of the reporting year) has been applied as when calculating the defined benefit liability recognized in balance sheet.



**(xii) Maturity Profile of Defined Benefit Obligation**

( in lacs)

Sr. No.	Year	Amount
a	0 to 1 Year	16.05
b	1 to 2 Year	6.45
c	2 to 3 Year	7.50
d	3 to 4 Year	12.28
e	4 to 5 Year	8.11
f	5 to 6 Year	16.28
g	6 Year onwards	330.98

**(xiii) Risk exposure**

The gratuity scheme is a final salary Defined Benefit Plan that provides for lump sum payment made on exit either by way of retirement, death, disability, voluntary withdrawal. The benefits are defined on the basis of final salary and the period of service and paid as lump sum at exit. The plan design means the risk commonly affecting the liabilities and the financial results are expected to be:

- A) Salary Increases:** Actual salary increases will increase the Plan's liability. Increase in salary increase rate assumption in future valuations will also increase the liability.
- B) Investment Risk:** Actual salary increases will increase the Plan's liability. Increase in salary increase rate assumption in future valuations will also increase the liability.
- C) Discount Rate:** Reduction in discount rate in subsequent valuations can increase the plan's liability.
- D) Mortality & disability:** Actual deaths & disability cases proving lower or higher than assumed in the valuation can impact the liabilities.
- E) Withdrawals:** Actual withdrawals proving higher or lower than assumed withdrawals and change of withdrawal rates at subsequent valuations can impact Plan's liability.

**b) Leave Encashment (Unfunded)**

The Leave Encashment liability of 185.79 lacs form part of long term provision 167.05 Lacs (PY 155.42 Lacs) and short term provision 18.74 Lacs (PY 18.61 Lacs) and is unfunded and does not require disclosures as mentioned in para 158 of Ind AS 19.

42 Borrowing cost of Nil (Previous Year 4.15 lacs) have been included in capital work in progress.

**43 SEGMENT INFORMATION:****Description of segment and principal activity.**

The Group is primarily in the business of manufacture and sale of medical devices. Operating segments are reported in the manner consistent with internal reporting to Managing director of the group. The Group has regular reviews procedures in place and Managing director reviews the operations of the Group as a whole, Hence there are no reportable segments as per Ind AS 108 Operating segment.

**Information about Geographical areas**

The following information discloses revenue from customers based on geographical areas.

i) Revenue on product group wise (Ind AS 108, Para 32)

(₹ in Lacs)

Particulars	Year ended	
	31-Mar-22	31-Mar-21
Medical Devices	91,688.79	77,503.53
	<b>91,688.79</b>	<b>77,503.53</b>

ii) Revenue as per geographical area (Ind AS 108, Para 33 (a))

(₹ in Lacs)

Particulars	Year ended	
	31-Mar-22	31-Mar-21
With in India	30,346.37	22,562.28
Outside India (Including Revenue of foreign subsidiaries)	61,342.42	54,941.25
	<b>91,688.79</b>	<b>77,503.53</b>

- iii) None of the non-current assets of standalone company (other than financial instruments, investment in associates) are located outside India. The non-current assets of foreign subsidiaries (other than financial instruments, goodwill and investment) located outside India are as under:

(₹ in Lacs)

Country where assets are located	Year ended	
	31-Mar-22	31-Mar-21
China	461.79	461.85
Netherlands	0.46	0.73
Italy	399.45	307.78
	<b>861.70</b>	<b>770.36</b>

- iv) None of the customers of the Group individually account for 10% or more sale.  
v) The group is manufacture of medical devices and has concluded that owing to nature of products the group manufactures, impact of COVID-19 is not material based on revenue estimates.

#### 44 CORPORATE SOCIAL RESPONSIBILITY (CSR)

The details of expenditure incurred on CSR are as under:

(₹ in Lacs)

Sr. No.	Particulars	Year ended	
		31-Mar-22	31-Mar-21
1	The Gross amount required to be spent by the company during the year as per Section 135 of Companies Act 2013 read with Schedule VII	263.16	211.78
2	Amount of expenditure incurred on:	-	-
	i. Construction / acquisition of any assets	-	-
	ii. On purposes other than (i) above	264.94	247.72
3	Unspent amount in CSR	-	-
4	Total of previous years shortfall	-	-
5	Reason for shortfall	NA	NA
6	Nature of CSR activities Promoting education, Promotion of Healthcare, Food relief activity, Social welfare, Covid 19 related assistance/Specific products	-	-
7	Details of related party transactions in relation to CSR expenditure as per relevant Accounting Standard Contribution to JAI CHAND LAL HULASI DEVI BAID CHARITABLE TRUST in relation to CSR expenditure	125.86	30.45

#### 45 SHARE BASED PAYMENTS:

The company has formulated "Poly Medicare Employee Stock Option Scheme, 2016 (ESOS 2016)" duly approved by the share holders in the annual general meeting held on 27th September 2016, in accordance of which the ESOP Committee of Board of Directors of the company held on 04th June 2019 has granted 42950 equity shares to eligible employee on the following terms & Conditions:

All option granted under this scheme shall, upon vesting, be exercised with in a period of three months from the date of vesting, failing which the option shall lapse, or such other date as decided by the compensation committee.

Provided, however that in case of cessation of employment, the vested option shall lapse/ be exercised in accordance with the provisions of article 12 of this scheme.

The vesting period for the conversion of options are as follows:

On completion of 24 months from the date of grant of option: 50% vests.

On completion of 36 months from the date of grant of option: 50% vests.

The company has also formulated ""Poly Medicare Employee Stock Option Scheme, 2020 (ESOP 2020)"" duly approved by the share holders in the annual general meeting held on 29th Sept 2020 in accordance of which the ESOP Committee of Board of Directors of the company held on 6th November 2020 has granted 63100 equity shares to eligible employees on the following terms & Conditions:

All option granted under this scheme shall, upon vesting, be exercised with in a period of three months from the date of vesting, failing which the option shall lapse, or such other date as decided by the compensation committee.

Provided, however that in case of cessation of employment, the vested option shall lapse/ be exercised in accordance with the provisions of article 12 of this scheme.

The vesting period for the conversion of options are as follows:

On completion of 24 months from the date of grant of option: 50% vests.

On completion of 36 months from the date of grant of option: 50% vests."

## a Details of employees stock options granted under Poly Medicure Employee Stock Option Scheme, (ESOS 2016)

Financial Year (Year of Grant)	Number	Financial year of vesting	Exercise price	Fair value at grant date
2019-20	42950	2021-22 2022-23	50	147

## b Details of employees stock options granted under Poly Medicure Employee Stock Option Scheme, (ESOP 2020)

Financial Year (Year of Grant)	Number	Financial year of vesting	Exercise price	Fair value
2019-21	63100	2022-23 2023-24	100	374

## c Movement of share options during the year

Particulars	As at 31st March 2022		As at 31st March 2021	
	Number of share options	Exercise Price	Number of share options	Exercise Price
Balance at the beginning of the year	1,02,800	50 & 100	41,550	50
Granted during the year (ESOP-2020)	-	-	63,100	100
Granted during the year (ESOP-2016)	-	-	-	-
Forfeited during the year	7,525	-	1,850	-
Exercised during the year (ESOP-2016)	19,775	50	-	-
Expired / Lapsed during the year	-	-	-	-
Balance Options to be exercised at the end of the year	75,500	50 & 100	1,02,800	50 & 100

## d Compensation expenses arising on account of share based payments

(₹ in Lacs)

Particulars	Year ended	
	31-Mar-22	31-Mar-21
Share based payment expenses to employees	93.10	64.73
<b>Total</b>	<b>93.10</b>	<b>64.73</b>

## e Fair value on grant date

The fair value on grant date is determined using Black Scholes Model which takes into account exercise price, terms of option, share price at grant date and expected price volatility of the underline shares, expected dividend yield and risk free interest rate for the term of option.

The model inputs for options granted	ESOS 2016	ESOS 2020
a Exercise price	50	100
b Grant date	3rd June 2019	29th Sep 2020
c Vesting year	2021-22 2022-23	2022-23 2023-24
d Share price at grant date	195	463
e Expected price volatility of the company share	20% to 25%	20% to 25%
f Expected dividend yield	0.86%	0.43%
g Risk free interest rate	6.92%	6.00%

The expected price volatility is based on the historic volatility.

**46 ADDITIONAL INFORMATION PURSUANT TO SCHEDULE III OF THE COMPANIES ACT 2013:**

(₹ in Lacs)

Name of the entity	Net Assets		Share in profit (loss)	
	As % of consolidated net assets	Amount	As % of consolidated profit	Amount
<b>Subsidiary Companies</b>				
Poly Medicure (Laiyang) Co. Ltd, China	0.64%	697.45	0.53%	77.78
Polymed BV, Netherlands, (Consolidated)	3.74%	4,070.30	-1.28%	(188.18)
Plan 1 Health India Pvt Ltd.	0.00%	(0.04)	0.00%	(0.27)
<b>Associate Company</b>				
Ultra for Medical Products, Egypt	-	-	1.67%	244.73

Statement pursuant to first proviso to sub-section (3) of section 129 of the Companies Act 2013, read with Rule 5 of Companies (Accounts) Rules, 2014 is Annexed.

- 47** During the year ended 31st March 2019, the company had invested a sum of Rs. 3417.79 lacs in Poly Medicure BV, Netherlands, where by Poly Medicure BV, Netherlands became wholly owned subsidiary company of the company. Poly Medicure BV Netherlands invested Rs.3348.36 lacs in Plan 1 Health Italy, where by Plan1 Health became step subsidiary of the company. The consolidated financial statement of Poly Medicure BV have been consolidated in the consolidated financial statements. Goodwill amounting to Rs.2858.11 Lacs have been created on consolidation. Goodwill of Rs 2858.11 Lacs has been (CGU) allocated to Plan 1 Health Italy business only. The estimated value in use of this CGU is based on future cash flows using a 20 % weighted annual growth rate for forecast periods of 5 years and discount rate of 9 % .An analysis of the sensitivity of the computation to a change in key parameters (i.e. operating margin discount rate and long term average growth rate) based on reasonable assumption did not identify any probable scenario in which the recoverable amount of the CGU would decrease its carrying amount, accordingly, no impairment in value of goodwill on consolidation have been made.

As per Dutch GAAP (applicable to Polymedicure BV Netherlands) goodwill is measured at cost less accumulated amortization and is amortized over useful life of 20 years whereas as per Ind AS, Goodwill is tested for impairment and not amortized. Suitable adjustment has been made in consolidated financial statements in this regard to follow uniform accounting policies applicable under Ind AS.

Other suitable adjustments to follow uniform accounting policies applicable under Ind AS has also been made in consolidated financial statement, wherever accounting policies followed/adopted by subsidiary companies are different.

- 48** During the year ended 31st March, 2021, the company had issued 76,33,587 equity shares of Rs 5/- each at premium of Rs. 519/- each (Issue Price per share Rs. 524/- each) amounting to Rs.40,000 lacs to Qualified Institutional Investors on QIP basis. The proceeds of QIP have been utilized as per details given below: -

S.No	Particulars	Amount (Rs.in Lacs)
1	QIP share issue expenses(including GST of Rs.105.59 lacs)	799.09
2	Repayment/Prepayment of debts and working capital	6,182.80
3	Investment in subsidiary	714.06
4	Capital expenditure	15,180.20
5	Amount temporarily invested in fixed deposits and liquid mutual funds pending utilization	17,123.85
		<b>40,000.00</b>

**49 Standards issued and amended but not effective**

The Ministry of Corporate Affairs (MCA) notifies new Indian Accounting Standards or amendments to the existing standards under companies (Indian Accounting Standards) Rules as issued from time to time. On March 23 2022, MCA amended the companies (Indian Accounting Standards) Amendment Rules,2022 as below.

**IND AS 16 - Property Plant and equipment** - The amendment clarifies that excess of net sale proceeds of items produced over the cost of testing, if any shall not be recognised in the profit and loss but deducted from the directly attributable costs considered as part of cost of an item of property plant and equipment. The effective date for adoption of this amendment is annual period beginning on or after April 1, 2022. the company has evaluated the amendment and there is no impact on its consolidated financial statements.

**IND AS 37- Provisions, Contingent Liabilities and Contingent Assets** - The amendment specifies that cost of fulfilling a 'contract comprises the costs that relate directly to the contract'. Cost that relate directly to a contract can either be incremental costs of fulfilling the contract ( example would be direct materials, labour) or an allocation of other costs that relate directly to fulfilling contracts ( example would be allocation of depreciation charge for an item of property plant and equipment used in fulfilling the contract.) The effective date for adoption of this amendment is annual periods beginning on or after April 1, 2022 although early adoption is permitted the company has evaluated the amendment and there is no impact on company consolidated financials.

**50 Events after the reporting date**

Dividends declared by the company are based on the profits available for distribution. On 24th May 2022, the Board of directors have proposed a final dividend of Rs.2.50/- per share in respect of the year ended March 31 2022 subject to approval of shareholders at the Annual General Meeting. The proposal is subject to approval of shareholders at the Annual General Meeting, and if approved, would result in a cash outflow approximately Rs.2397.50 Lacs.

**51 'Previous year figures have been regrouped or reclassified to confirm current year classification.**

As per our Auditors' report of even date annexed  
For **M C Bhandari & Co. ( Reg No.303002E)**  
Chartered Accountants

Ravindra Bhandari  
Partner  
Membership No. 097466

Place : New Delhi  
Date: 24<sup>th</sup> May 2022

**For and on behalf of the Board of Directors**

Himanshu Baid  
Mangingng Director  
DIN : 00014008

Naresh Vijayvargiya  
CFO

Rishi Baid  
Joint Mangingng Director  
DIN : 00048585

Avinash Chandra  
Company Secretary



**Form AOC - I**

Statement pursuant to first proviso to sub-section (3) of section 129 of the Companies Act 2013,  
read with rule 5 of Companies (Accounts) Rules, 2014  
Statement containing salient features of the financial statement of subsidiaries

**Part "A": Subsidiaries**

(₹ in Lacs)

Sr. No.	Name of the subsidiary	1	2	3
		Poly Medicure (Laiyang) Co. Ltd., China	Polymed BV, Netherland, Consolidated	Plan 1 Health India Pvt.Ltd.
		Audited	Management Certified	Audited
1	Reporting period for the subsidiary concerned	31st March 2022	31st March 2022	31st March 2022
2	Reporting currency and Exchange rate as on the last date of the relevant Financial year in the case of foreign subsidiaries	CNY 1 CNY = 11.9376 INR	EURO 1 EURO = 84.0015 INR	Rupee
3	Share capital	872.38	1,766.63	1.00
4	Reserves & surplus	(174.93)	2,303.67	(1.04)
5	Total assets	2,116.98	5,983.36	0.25
6	Total Liabilities	1,419.53	1,913.06	0.30
7	Investments	-	-	-
8	Turnover	1,536.69	3,392.22	-
9	Other Income	5.81	-	-
10	Profit (Loss) before taxation	77.78	(184.09)	(0.27)
11	Provision for taxation	-	4.09	-
12	Profit (Loss) after taxation	77.78	(188.18)	(0.27)
13	Proposed Dividend	-	-	-
14	% of shareholding	100%	100%	100%

**Part "B": Associates**

Statement pursuant to Section 129 (3) of the Companies Act, 2013 related to Associate Companies

Name of Associates	Ultra For Medical Products Company (UMIC), Egypt
Latest audited Balance Sheet Date	31st December 2021
Shares of Associate held by the company on the year end	
No.	1,72,500
Amount of Investment in Associates	88.67
Extent of Holding %	23%
Description of how there is significant influence	Holding more than 20% of share capital
Reason why the associate is not consolidated	N.A.
Net worth attributable to Shareholding as per latest audited Balance Sheet	888.21
Profit for the year	
Considered in Consolidation	244.73
Not Considered in Consolidation	837.39





If undelivered, please return to:

**POLY MEDICURE LIMITED**

**Registered Office :**

232-B, 3rd Floor, Okhla Industrial Estate, Phase-III, New Delhi-110020, INDIA

Tel: +91-11-33550700, 26321838 / 99 / 89 / 93 / 81 Fax: +91-11-26321894/39

E-mail: [investorcare@polymedicure](mailto:investorcare@polymedicure) Web: [www.polymedicure.com](http://www.polymedicure.com)

**Plants:**

Unit-I : Plot No. 104-105, Sector-59, HSIIDC Industrial Area, Ballabgarh, Faridabad-121004 (Haryana)

Unit-II : Plot No. 115-116, Sector-59, HSIIDC Industrial Area, Ballabgarh, Faridabad-121004 (Haryana)

Unit-III : Plot No. 17, Sector-3, I.I.E Sidcul, Haridwar-249403 (Uttarakhand)

Unit-IV : Plot No. PA010-019, Mahindra World City, (SEZ) Jaipur - 302037 (Rajasthan)

Unit-V : Plot No. 34, Sector-68, IMT, Faridabad-121004 (Haryana)