



KIRLOSKAR ELECTRIC COMPANY LTD.,

Sect./25/2018
October 05, 2018

The Secretary,
NATIONAL STOCK EXCHANGE OF INDIA LTD
Exchange Plaza,
Bandra Kurla Complex,
Bandra (East)
Mumbai – 400 051
Symbol – KECL
Series – EQ

✓ **BSE LTD.,**
Stock Exchange Towers,
Floor 25, P J Towers,
Dalal Street,
Mumbai – 400 051
Scrip Code 533193
Scrip ID KIRELECT

Dear Sir,

Sub: Regulation 34 of SEBI (Listing Obligations and Disclosure Requirements) Regulations, 2015;

In terms of regulation under subject, please find enclosed 71st annual report of the company for the financial year 2017-18.

This is for your information.

Thanking you

Yours faithfully
For **Kirloskar Electric Company Limited**

K S Swapna Latha
Sr. General Manager-Legal & Company Secretary

Encl: a/a

P.B. No. 5555, Malleswaram West, Bangalore – 560 055, India
T+91 80 2337 4865 / 2337 8901, F +91 80 2337 7706
Customer care No. : 1800 102 8268, website: www.kirloskar-electric.com
Regd. Office: Industrial Suburb, Rajajinagar, Bangalore – 560 010
CIN: L31100KA1946PLC000415



KIRLOSKAR ELECTRIC COMPANY LTD.

End-to-end presence in electrical engineering

71st

Annual Report

2017-18

Regd. Office: Industrial Suburb, Rajajinagar, Bengaluru – 560010

CIN: L31100KA1946PLC000415

SEVENTY FIRST ANNUAL REPORT 2017-18

Green Initiative – Go paperless

Dear Shareholder,

Sub : Updation of PAN number and bank particulars in register of members of the company and compulsory Dematerialization of physical shares.

This is with reference to the SEBI Circular SEBI/HO/MIRSD/DOP1/CIR/P/2018/73 dated April 20, 2018 & SEBI (Listing Obligations and Disclosure Requirements) (Fourth Amendment) Regulations, 2018 dated June 08, 2018 on the above subject, we wish to bring to your notice that you have not yet updated bank particulars and PAN details in the Register of members of the company. You are accordingly requested to furnish your PAN number and Bank account details in the Form given below **(together with a copy of cancelled cheque and PAN copy)** to our address provided below through post / courier.

Integrated Registry Management Services Private Limited

Unit: Kirloskar Electric Company Limited

No. 30, Ramana Residency, 4th Cross, Sampige Road, Malleswaram, Bengaluru – 560 003

As per the above referred SEBI circular the Pan and Bank details needs to be provided within 21 days from the date of this communication.

As per the SEBI (Listing Obligations and Disclosure Requirements) (Fourth Amendment) Regulations, 2018 dated June 08, 2018 circular "Provided that, except in case of transmission or transposition of securities, requests for effecting transfer of securities shall not be processed unless the securities are held in the dematerialized form with a depository". Hence kindly dematerialize the physical shares held by you before November 30, 2018.

Thanking You,

Yours faithfully,

For Kirloskar Electric Company Limited

Sd/-

Authorised Signatory

SINCE THIS IS A COMPUTER GENERATED LETTER, NO SIGNATURE IS REQUIRED.

(Updation in the Company's Register of Members Pursuant to
SEBI circular No SEBI/HO/MIRSD/DOP1/CIR/P/2018/73 DATED 20 /04 /2018)

Sl.No.	Particulars	Details										
1	Name of the Company	KIRLOSKAR ELECTRIC COMPANY LIMITED										
2	A. Name of the first shareholder (in block letters)											
	B. Folio No. :											
3	C. Pan Number of the Shareholders :											
	D. 1 st Shareholder											
	E. 2 nd Shareholder											
	F. 3 rd Shareholder											
4	Particulars of the Bank Account of the 1 st Shareholder :											
	A. Bank Name											
	B. Full Address of the Bank's Branch											
	C. 9-digit account code number of the bank & branch appearing on the MICR cheque issued by the Bank (Please attach photocopy of a cheque or a cancelled cheque issued by your bank for verifying the accuracy of the code number. Incase not having cheque copy send the pass book copy)	<table border="1"><tr><td></td><td></td><td></td><td></td><td></td><td></td><td></td><td></td><td></td><td></td></tr></table>										
	D.	Account Type (SB Account/Current Account)										
	E.	Bank Account No.										
	F. IFSC Code											
	G.	Email Id										

Signature of the Shareholder

BOARD OF DIRECTORS	Vijay R. Kirloskar S.N. Agarwal Anil Kumar Bhandari Sarosh J Ghandy V.P. Mahendra Kamlesh Gandhi K. Ganesh Meena Kirloskar Ashok Misra Shyamanta Bardoloi Anand B Hunnur	- Executive Chairman - Nominee Director (LIC) - Managing Director (w.e.f 26.05.2017)
COMPANY SECRETARY AND COMPLIANCE OFFICER	K S Swapna Latha	(w.e.f 12.02.2018)
CHIEF FINANCIAL OFFICER	Sanjeev Kumar S	(w.e.f 10.08.2017)
AUDITORS	Ashok Kumar, Prabhashankar & Co., Bengaluru	
BANKERS	Bank of India Axis Bank Ltd State Bank of India ICICI Bank Ltd Corporation Bank Ltd Bank of Commerce, Kualalumpur(Malaysia) Bank of Baroda, Dubai	
REGISTERED OFFICE	Industrial Suburb, Rajajinagar Bangalore – 560 010 CIN: L31100KA1946PLC000415	
FACTORIES LOCATION	Govenahalli, Nelamangala - Bengaluru Budhihal, Nelamangala - Bengaluru; Gokul Road, Hubballi; Gabbur village, Hubballi; Belwadi industrial area, Mysore; Hirehalli village, Tumkur; Kondhapuri, Pune.	

Information for members:

71st Annual General Meeting (AGM)

Date : September 21, 2018

Day : Friday

Time : 10.00 am

Venue : Hotel Royal Orchid, #1, Golf Avenue, Adjoining KGA Golf Course,
HAL Airport Road, Kodihalli, Bangalore 560 008

CONTENTS

Particulars	Page Nos.
Chairman's message	5
Board's report	6
Annexures to Board's report	11
Corporate governance report	36
Auditor's report	46
Balance sheet	52
Statement of profit and loss	54
Cash flow statements	55
Notes to the financial Statements	57
Consolidated audit report	92
Consolidated financial statements	96
Subsidiaries financial statements	
– Kelbuzz Trading Private Limited	143
– Luxquisite Parkland Private Limited	160
– SLPKG Estate Holdings Private Limited	172
– SKG Terra Promenade Private Limited	188
– Swaki Habitat Private Limited	203
– Kesvik Developers Private Limited	215
– Kirsons B V	227

LETTER FROM THE EXECUTIVE CHAIRMAN



Dear Shareholders,

The year 2017-18 continued to be another challenging year, Indian economy is projected to grow at a lower than expected rate due to the “transitory effects” of goods and services tax (GST). Implementation of the GST had led to a downward revision in 2018 growth projections. Industrial investment has remained weak, very few new projects or expansions are happening in Core sectors viz, Cement, Steel, Sugar, Infrastructure and also in Solar sectors and Real estate. We are taking a cautious approach for our inverter duty transformers due to inconsistency observed in the power tariff. The sluggishness in real estate industry has severely impacted our monetization efforts.

We have successfully managed the operational and supply chain transition to comply with the Government’s quality control order that permits only the manufacture and sale of energy efficient motors.

Few of the major achievements are:

Manufacture of large flame proof motors of 400 kW 2 pole and 560 Kw pole 6600VAC Motors.

Manufacture of 870kW 6600V 750rpm Vertical CACA in MPA500VC Frame AC Motors a/c

Manufacture of 25 MVA, ZG027/1 Transformer A/c RSP

Manufacture of 11KV slip ring rotor motor in TEFV construction 350KW, 1000RPM in SDX500FSPL frame

Manufacture of 4000kW 1000 RPM 6600V Wound Rotor AC Motor for Cement plant.

Completed the design, development and successful testing of IP45 Enclosure for 2750kVA Cast Resin Dry Type transformer

Further your company has taken the required steps for continuous optimization of manufacturing and operational costs and the break in levels. Exposure to unsecured loans has been drastically decreased.

German Subsidiary’s (Lloyd Dynamowerke GmbH & Co.KG [LDW]) Bankruptcy and impairment of investment has adversely affected the operations of the company for the last three years. Further there has been continuous erosion of working capital due to cash losses. Your company has been operating at much below the earnings before interest depreciation and taxes (EBIDTA) levels.

During the year under review, your company has faced strong challenges and has tried to mitigate those using its core strengths in design and development, robust manufacturing practices, focus on the suitable market segments and also entering the new markets. Your company has been taking all the possible steps to mitigate the losses. Your company’s order booking continues to be strong.

Your company is now undertaking restructuring of loans and as such has also approached the financial institutions for working capital infusion. Further the company is also planning to augment its working capital by monetizing the noncore and surplus assets. These efforts are expected to yield results during the current year and the operation levels will improve. Your company will continue with rigorous efforts to cut the costs, increase the operational efficiency, increase in productivity and also improving skills of human resources by undertaking a number of measures.

I express my sincere thanks to all the shareholders, lenders, banks, financial institutions, customers, dealers, vendors and all other stake holders for their support extended. I express my sincere thanks to all the employees of the company for their hard work and support extended during these trying times.

SEVENTY FIRST ANNUAL REPORT 2017-18

Board's report

Dear Shareholders,

The directors present the 71st Annual Report of Kirloskar Electric Company Limited (hereinafter referred as "the company" or "KECL") along with the audited financial statement for the financial year ended March 31, 2018. The consolidated performance of the company and its subsidiaries has been referred to wherever required.

Review of performance and state of company's affairs:

During the year under report, your company achieved a turnover of ₹ 39,454/- lakhs (previous year ₹ 65,276/- lakhs). The operations have resulted in net loss of ₹ 7,569/- lakhs (previous year net loss was ₹ 1,196/- lakhs).

The financial highlights are as follows;

(₹ In Lakhs)

PARTICULARS	Standalone		Consolidated	
	2017-18	2016-17	2017-18	2016-17
Revenue from operations	37,913	62,612	37,925	62,614
Other income (net)	1,541	2,664	670	1,660
Total Income	39,454	65,276	38,595	64,274
Total Expense	47,137	68,021	47,309	69,509
Profit / (Loss) before tax	(7,683)	(2,745)	(8,714)	5,235
Tax Expense	-	(7)	-	(3)
Profit / (Loss) after tax	(7,683)	(2,738)	(8,714)	5,232
Other comprehensive income (net)	114	1,542	114	1,542
Total comprehensive income/ (loss) for the period	(7,569)	(1,196)	(8,600)	3,690

Note: The above figures are extracted from the audited standalone and consolidated financial statements as per Indian Accounting Standards (Ind AS)

Dividend:

In view of the losses, your directors do not recommend any dividend for the year

Reserves:

The company has not transferred any amount to the general reserve account during the period under review.

Subsidiaries, associate companies & joint ventures:

The company has six wholly owned subsidiaries and one associate company.

Reports on the performance and financial position of each of the subsidiary and associate companies have been provided in **Form AOC-1** appended to this report.

Fixed deposits

SL. No.	Particulars	Amount in Lakhs
1.	Accepted during the year	Nil
2.	Remained unpaid or unclaimed at the end of the year.	622.9
3.	Whether there has been any default in repayment of deposits or payment of interest thereon during the year and if so, number of such cases and the total amount involved <ul style="list-style-type: none">• At the beginning of the year• Maximum during the year• At the end of the year	N/A
4.	Details of deposits which are not in compliance with the requirements of Chapter V of the Act	Nil

Directors and Key Managerial Personnel:

Mr. Vijay R Kirloskar (DIN: 00031253) has been reappointed as Executive Chairman of the company effective from August 12, 2017 for a period of three (3) years.

Mr. Anand B Hunnur (DIN: 06650798) has been appointed as Managing Director of the company effective from May 26, 2017 for a period of three (3) years.

Mr. Vinayak N Bapat (DIN: 06936639) has resigned from the position of Managing Director, due to personal reason and has ceased to be Managing Director effective from August 11, 2017.

In accordance with the provisions of section 152 of the Companies Act, 2013 and Articles of Association of the company, Mrs. Meena Kirloskar (DIN: 00286774), Non-executive Director being longest in the office, shall retire by rotation and being eligible, offer herself for re-appointment seeking members' approval and the same has been set forth in the notice of the 71st annual general meeting of the company.

Mr. Soumendra Kumar Mahapatra has resigned from the position of chief financial officer, due to personal reason and has ceased to be chief financial officer effective from August 12, 2017.

Mr. Sanjeev Kumar S has been appointed as the chief financial officer of the company effective from August 10, 2017.

Mr. Chinmoy Patnaik has resigned from the position of Associate Vice President – Legal & Company Secretary, due to personal reason and has ceased to be Associate Vice President – Legal & Company Secretary effective from October 31, 2017.

Ms. K S Swapna Latha has been appointed as Sr. General Manager - Legal & Company Secretary of the company effective from February 12, 2018.

In terms of the provisions of Section 149 (7) of the Companies Act, 2013, the company has received declarations from all the independent directors stating that they continue to meet the criteria of independence as provided under the provisions of Section 149 (6) of the Companies Act, 2013.

Evaluation of Directors, Committees and the Board:

The evaluation process has been explained in the Corporate Governance Report which forms part of the annual report.

Number of meetings of the Board of directors and its committees:

Six meetings of the Board of directors were held during the financial year 2017-18. The composition of Committee and others details are contained in the Corporate Governance Report which forms part of the annual report. The Nomination and remuneration policy and risk management policy has been appended to this report as **Annexure I** and **Annexure II** respectively.

Corporate Social Responsibility:

In pursuance of the provisions of the Companies Act, 2013 and CSR Policy of the company, it is required to spend two percent of the average net profits of the company for the three immediately preceding financial years. The company has incurred heavy losses in preceding three financial years and the average net profits for three financial years is in negative, thus the company was not required to spend any money for the CSR activities during the financial year ending March 31, 2018.

Vigil mechanism for Directors and Employees:

The company has adopted a Whistle Blower Policy establishing vigil mechanism, to provide a formal mechanism to the directors and employees to report their concerns about any poor or unacceptable practices or any event of misconduct or violation of company's code of conduct. The purpose of this policy is to provide a framework to secure whistle blowing. It is to protect the employees who are willing to raise concerns about serious irregularities within the company. The policy provides for adequate safeguards against victimization of employees who avail of the mechanism and also provides for direct access to the Chairman of the Audit Committee. It is affirmed that no personnel of the company has been denied access to the Audit Committee. The policy of Vigil Mechanism is available on the company's website ([URL:http://www.kirloskar-electric.com/images/pdf/investor/policies/Whistle-Blower-Policy.pdf](http://www.kirloskar-electric.com/images/pdf/investor/policies/Whistle-Blower-Policy.pdf))

Prevention of Sexual Harassment at Workplace:

Your company has zero tolerance policy in case of sexual harassment at workplace and committed to provide a healthy environment to each and every employee of the company. The company has in place 'Policy on sexual harassment Redressal'.

In terms of section 22 of the Sexual Harassment of Women at workplace (Prevention Prohibition and Redressal) Act, 2013 read with Sexual Harassment of Women at Work Place (Prevention, Prohibition and Redressal) Rules, 2013, we report as follows for the year ended on March 31, 2018;

SL. No.	Particulars	Status
1	No of complaints received in the year	Nil
2	No of complaints disposed off in the year	Nil
3	Cases pending for more than 90 days	Nil
4	No of workshops and awareness programmes conducted in the year	5
5	Nature of action by employer or District office, if any	Nil

Managerial remuneration:

The information required under Section 197(12) of the Companies Act, 2013 read with Rule 5 of the Companies (Appointment and Remuneration of Managerial Personnel) Rules, 2014 is disclosed in the Form MGT – 9 and in Annexure A.

Particulars of employees:

In terms of the provisions of Section 197 (12) of the Companies Act, 2013 read with rules 5(2) & 5(3) of the Companies (Appointment and Remuneration of Managerial Personnel) Rules, 2014, as amended, a statement showing disclosures pertaining to remuneration and also the names and other particulars of the employees drawing remuneration in excess of limits set out in the said rules are provided in the **Annexure A** to the Board's Report which forms part of the annual report.

SEVENTY FIRST ANNUAL REPORT 2017-18

Particulars of loans, guarantee, investments and securities:

There was no loan and advance, guarantee or investment made by the company during the year under report.

Particulars of loans, advances, investments as required under the listing regulations:

The details of related party disclosures with respect to loans, advance, investment at the year end and maximum outstanding amount thereof during the year as required under part A of Schedule V of the Listing Regulations have been provided in the notes to the financial statement of company.

Your directors draw attention of the members to note no. 7 & 37(9) of the standalone financial statements which sets out the details of loan and advance, guarantee or investment.

Particulars of contracts or arrangements with related parties:

The particulars of every contract or arrangements entered into by the company with related parties referred to in subsection (1) of section 188 of the Companies Act, 2013 including certain arms length transactions under third proviso thereto are disclosed in Form No. AOC -2 appended hereto.

All related party transactions that were entered into during the financial year were on an arm's length basis, in the ordinary course of business and were in compliance with the applicable provisions of the Companies Act, 2013 ('the Act') and SEBI (Listing Obligations and Disclosure Requirements) Regulations 2015 and the provisions of Section 188 of the Companies Act, 2013 are not attracted.

There were no materially significant related party transactions made by the company during the year that would have required Shareholder approval as per provision of Companies Act 2013 read with applicable rules and Regulation 23 of SEBI (Listing Obligations and Disclosure Requirements) Regulations, 2015.

All related Party Transactions are placed before the Audit Committee for approval. Prior Omnibus approval of the Audit Committee is obtained for the transactions which are of foreseen and repetitive nature. The transactions entered into pursuant to the omnibus approval so granted along with a statement giving details of all related party transactions is placed before the Audit Committee from time to time.

The Policy on Related Party Transaction is available on the company's website (URL: <http://www.kirloskar-electric.com/images/pdf/investor/policies/Policy-on-related-party-transactions.pdf>)

Your directors draw attention of the members to note no. 37(13) to the standalone financials statement which sets out the related party disclosures

Share Capital:

As at March 31, 2018, the paid up share capital of your company stood at ₹ 664,140,710/- divided into 66,414,071 Equity Shares of ₹ 10/- each.

Disclosure under section 43(a)(ii) of the Companies Act, 2013:

The company has not issued any shares with differential rights and hence no information as per provisions of Section 43(a)(ii) of the Act read with Rule 4(4) of the Companies (Share Capital and Debenture) Rules, 2014 has been furnished.

Disclosure under section 54(1)(d) of the Companies Act, 2013:

The company has not issued any sweat equity shares during the financial year under review and hence no information as per provisions of Section 54(1)(d) of the Act read with Rule 8(13) of the Companies (Share Capital and Debenture) Rules, 2014 has been furnished.

Disclosure under section 62(1)(b) of the Companies Act, 2013:

The company has not issued any equity shares under Employees Stock Option Scheme during the financial year under review and hence no information as per provisions of Section 62(1)(b) of the Act read with Rule 12(9) of the Companies (Share Capital and Debenture) Rules, 2014 has been furnished. No shares were purchased directly by the employees under a scheme pursuant to Section 67(3) of the Act read with Rule 16(4) of Companies (Share Capital and Debentures) Rules, 2014 and hence no information has been furnished.

Disclosure under section 67(3) of the Companies Act, 2013:

During the financial year under review, there were no instances of non-exercising of voting rights in respect of shares purchased directly by employees under a scheme pursuant to Section 67(3) of the Act read with Rule 16(4) of Companies (Share Capital and Debentures) Rules, 2014 and hence no information has been furnished.

Secretarial Standards:

The Board confirms the compliance with applicable Secretarial Standards i.e., SS-1 and SS-2 relating to meeting of the Board of directors and General meeting respectively have been duly followed by the company.

Statutory audit:

M/s. Ashok Kumar, Prabhashankar & Co., Chartered Accountants, (Registration no. AAD-7041) were appointed as auditors of the company to hold office from the conclusion of the 70th annual general meeting until the conclusion of the 72nd annual

general meeting. The proposed appointment is as per section 139 and 142 of the Companies Act, 2013. Subsequent to amendment of Companies (Amendment) Act, 2017 the company is not required to ratify their appointment.

Internal audit:

The company has appointed M/s. B K Ramadhyani Co. LLP as its internal auditors.

Cost audit:

M/s. Rao, Murthy and Associates, Cost Accountants, were appointed as cost auditors of the company for the financial year ended March 31, 2018. The Board of directors of your company has fixed ₹ 350,000/- (Rupees three lakhs fifty thousand only) as audit fees, which requires ratification by the members of the company in terms of the applicable provisions of the Companies Act, 2013. Accordingly, a resolution seeking members' approval has been set forth in the notice of the 71st annual general meeting of the company.

Disclosure under section 148(1) of the Companies Act, 2013:

During the period under review, the company has conducted the audit of cost records and maintained the cost records as specified by the Central Government under section 148(1) of the Companies Act, 2013.

Secretarial Audit:

M/s. Swaroop, Ravishankar & Associates, Company Secretaries, were appointed as secretarial auditors for the financial year 2017-18 to conduct secretarial audit in terms of the provisions of Section 204 of the Companies Act, 2013. The audit report is enclosed as **Form MR - 3**.

Explanations or comments on auditors' qualifications / adverse remarks / emphasis on matters:

The comments / observations of the auditors are self-explanatory and company's explanation thereto has been given in the relevant notes to accounts.

Extract of annual return:

According to the provisions of Section 92(3) of the Companies Act, 2013, an extract of the annual return is appended hereto as **Form MGT-9**, which forms part of this report.

Director's Responsibility Statement:

We, the directors of your company, confirm, to the best of our knowledge and ability that-

- (a) in the preparation of the annual accounts, the applicable accounting standards have been followed and there are no material departures;
- (b) we have selected such accounting policies and applied them consistently and made judgments and estimates that are reasonable and prudent so as to give a true and fair view of the state of affairs of the company at the end of the financial year and of the profit of the company for that period;
- (c) we have taken proper and sufficient care for the maintenance of adequate accounting records in accordance with the provisions of the Act for safeguarding the assets of the company and for preventing and detecting fraud and other irregularities;
- (d) we have prepared the annual accounts on a going concern basis;
- (e) we have laid down internal financial controls to be followed by the company and such internal financial controls are adequate and operating effectively.
- (f) we have devised proper systems to ensure compliance with the provisions of all applicable laws to the company and that such systems were adequate and operating effectively

Corporate Governance:

Your company's corporate governance report for the financial year 2017-18 is appended to this annual report. A certificate on the status of compliance on corporate governance is also appended and forms part of this annual report.

Material changes affecting the company:

There have been no material changes and commitments affecting the financial positions of the company between the end of the financial year and date of this report. There has been no change in the nature of business of the company.

No fraud has been reported by auditors to the Audit Committee of the Board.

Neither the Chairman and nor the Managing Director of the company receive any remuneration or commission form any of its subsidiaries.

Significant and material orders passed by the Regulators or Courts:

There were no significant and material orders passed against the Company by the regulators or courts or tribunals during financial year 2017-18 impacting the going concern status and Company's operations in future.

SEVENTY FIRST ANNUAL REPORT 2017-18

Conservation of energy, technology absorption and foreign exchange earnings and outgo:

The relevant data pertaining to conservation of energy, technology absorption and other details are given in the **Annexure III**, which forms part of this report.

Management Discussion and Analysis:

Management discussion and analysis, is appended hereto as **Annexure IV** and forms part of this report.

Details in respect of adequacy of internal financial controls with reference to the financial statement:

Internal Financial Controls:

The company has a robust system of internal financial control, which is in operation. The internal financial controls have been documented, digitized and embedded in the day to day affairs of the business process of the company. The effectiveness of the internal financial controls are obtained through management reviews at regular intervals, assessments, monitoring by the functional experts as well as auditing of the internal control systems by the internal auditors during the course of their audits. We believe that these systems provide better assurance that our internal financial control systems are well designed and are operating effectively.

Acknowledgements:

The Board of directors takes the opportunity to express its sincere appreciation for the continued support and confidence received from the company's bankers, customers, suppliers, depositors and the shareholders.

The company considers its employees as its most valuable asset. Employees at all levels have put in their best to the services of the company and the Board puts on record the sincere appreciation of their dedication and loyalty.

For and on behalf of the Board of directors,
Kirloskar Electric Company Limited

Place: Hubli
Date: 08-08-2018

Vijay R Kirloskar
Executive Chairman
DIN : 00031253

NOMINATION AND REMUNERATION POLICY

Your company considers human resources as its invaluable assets. Therefore to ensure equitable remuneration to all the directors, key managerial personnel (KMP) and employees of the company and to harmonize the aspirations of human resources consistent with the goals of the company, the nomination and remuneration policy of the company has been framed. This policy is designed to meet to the requirements prescribed under the provisions of Section 178 of the Companies Act, 2013 and applicable regulations of Securities Exchange Board of India (Listing Obligations and Disclosure Requirements) Regulation, 2015.

Objective and purpose of the Policy:

1. To lay down criteria and terms and conditions for identifying persons who are qualified to become directors (executive and non-executive) and persons who may be appointed in senior management and key managerial positions and to determine their remuneration.
2. To determine remuneration based on the company's size and financial position and trends and practices on remuneration prevailing in peer companies.
3. To carry out evaluation of the performance of directors, as well as key managerial personnel.
4. To provide them reward linked directly to their effort, performance, dedication and achievement relating to the company's operations.
5. To retain, motivate and promote talent and to ensure long term sustainability of talented managerial persons and create competitive advantage.

Composition of the committee:

- Mr. S.N. Agarwal - Chairman
Mr. Anil Kumar Bhandari - Member
Mr. Sarosh J Ghandy - Member
Mrs. Meena Kirloskar - Member

Definitions:**Key Managerial Personnel:**

(KMP) Key Managerial Personnel means—

- (i) Chief Executive Officer or the Managing Director;
- (ii) Company secretary,
- (iii) Whole-time director;
- (iv) Chief Financial Officer and
- (v) Such other officer as may be specifically designated by the Board.

Applicability:

The policy is applicable to

- directors (executive and non executive)
- Key managerial personnel

General Terms:

This Policy is divided in three parts:

Part – A: covers matters to be dealt by the committee.

Part – B: covers appointments and nominations.

Part – C: covers remuneration and perquisites etc.

PART – A**Matters to be dealt by the nomination and remuneration committee**

The committee shall:

- o Formulate the criteria for determining qualifications, positive attributes and independence of a director.
- o Identify persons who are qualified to become director and persons who may be appointed as key managerial personnel in accordance with the criteria laid down in this policy.
- o Recommend to the Board, appointment and removal of director, KMP.

SEVENTY FIRST ANNUAL REPORT 2017-18

PART – B

Policy for appointment and removal of director and key managerial personnel

• Appointment criteria and qualification:

1. The committee shall identify and ascertain the integrity, qualification, expertise and experience of the person for appointment as director, KMP level and recommend to the Board his / her appointment.
2. A person should possess adequate qualification, expertise and experience for the position he / she is considered for appointment. The committee has discretion to decide whether qualification, expertise and experience possessed by a person is sufficient / satisfactory for the concerned position.
3. The company shall not appoint or continue the employment of any person as whole-time director who has attained the age of seventy years. Provided that the term of the person holding this position may be extended beyond the age of seventy years with the approval of shareholders by passing a special resolution based on the explanatory statement annexed to the notice for such motion indicating the justification for extension of appointment beyond seventy years.

Term / Tenure:

1. Managing Director/Whole-time Director:

The company shall appoint or reappoint any person as its Executive Chairman, Managing Director or Executive Director for a term not exceeding five years at a time. No reappointment shall be made earlier than one year before the expiry of term.

2. Independent director:

- An independent director shall hold office for a term not exceeding five consecutive years on the board of the company and will be eligible for re-appointment on passing of a special resolution by the company and by disclosure of such appointment in the Board's Report.
- No independent director shall hold office for more than two consecutive terms, but such independent director shall be eligible for appointment after expiry of three years of ceasing to become an independent director. Provided that an independent director shall not, during the said period of three years, be appointed in or be associated with the company in any other capacity, either directly or indirectly.
- However, if a person who has already served as an independent director for 5 years or more in the company as on 1st October, 2014 or such other date as may be determined by the committee as per regulatory requirement, he / she shall be eligible for appointment for one more term of 5 years only.
- At the time of appointment of independent director it should be ensured that number of boards on which such independent director serves is restricted to seven listed companies as an independent director and three listed companies as an independent director in case such person is serving as a whole-time director of a listed company.

Evaluation: The committee shall carry out evaluation of performance of every director, KMP at regular interval (yearly).

Removal: Due to reasons for any disqualification mentioned in the Companies Act, 2013, rules made there under or under any other applicable Act, rules and regulations, the committee may recommend, to the board with reasons recorded in writing, removal of a director, KMP or senior management personnel subject to the provisions and compliance of the said Act, rules and regulations and other matters.

Retirement: The director and KMP shall retire as per the applicable provisions of the Companies Act, 2013 and the prevailing policy of the company. The Board will have the discretion to retain the director, KMP in the same position / remuneration or otherwise even after attaining the retirement age, for the benefit of the company.

PART – C

Policy relating to the remuneration for the whole-time director, key managerial personnel

General Terms:

1. The remuneration / compensation / commission, bonus etc. to the whole-time director and key managerial personnel may be determined by the committee and recommended to the Board for approval. The remuneration / compensation / commission etc. shall be subject to the prior/post approval of the shareholders of the company and central government, wherever required.
2. The remuneration and commission to be paid to the whole-time director shall be in accordance with the percentage / slabs / conditions laid down in the articles of association of the company and as per the provisions of the Companies Act 2013, and the rules made there under.
3. Increments to the existing remuneration / compensation structure may be recommended by the committee to the Board which should be within the slabs approved by the shareholders in the case of whole-time director.
4. Where any insurance is taken by the company on behalf of its whole-time director, Chief Executive Officer, Chief Financial Officer, the Company Secretary and any other employees for indemnifying them against any liability, the premium paid on such insurance shall not be treated as part of the remuneration payable to any such personnel. Provided that if such person is proved to be guilty, the premium paid on such insurance shall be treated as part of the remuneration.

Remuneration to Whole-time / Executive / Managing Director / Key Managerial Personnel:

1. Fixed pay:

The whole-time director and KMP shall be eligible for a monthly remuneration as may be approved by the board on the recommendation of the committee. The break-up of the pay scale and quantum of perquisites including, employer's contribution to P.F, pension scheme, medical expenses, club fees etc. shall be decided and approved by the board on the recommendation of the committee and approved by the shareholders and central government, wherever required.

2. Minimum Remuneration:

If, in any financial year, the company has no profits or its profits are inadequate, the company shall pay remuneration to its whole-time director in accordance with the provisions of Schedule V of the Companies Act, 2013 and if it is not able to comply with such provisions, with the previous approval of the central government.

3. Provisions for excess remuneration:

If any whole-time director draws or receives, directly or indirectly by way of remuneration any such sums in excess of the limits prescribed under the Companies Act, 2013 or without the prior sanction of the central government, where required, he / she shall refund such sums to the company and until such sum is refunded, hold it in trust for the company. The company shall not waive recovery of such sum refundable to it unless permitted by the central government.

Remuneration to non- executive / independent director:

1) Remuneration / Commission:

The remuneration / commission shall be fixed as per the slabs and conditions mentioned in the articles of association of the company and the Companies Act, 2013 and the rules made there under.

2) Sitting Fees:

The non - executive / independent director may receive remuneration by way of fees for attending meetings of Board or committee thereof.

3) Commission:

Commission may be paid within the monetary limit approved by shareholders, subject to the limit as fixed under various statutes.

4) Stock Options:

An independent director shall not be entitled to any stock option of the company.

Minutes of committee meeting:

Minutes of all meetings must be signed by the Chairman of the committee at the subsequent meeting. Minutes of the committee meetings will be tabled at the subsequent board and committee meeting.

Annexure II**RISK MANAGEMENT POLICY**

Risk management is the process of indentifying, measuring and minimizing uncertain events affecting resources. Enterprise risk management is about optimizing the process with which risks are taken and managed. The company needs to assess which method best suits its objectives and its business. Risk management oversees and ensures the integrity of the process with which risks are taken. An attempt has been made by way of this document to identify the risk associated with the company and the policies required to be adopted to mitigate the same.

Risk Management

- i) The Board, its Audit Committee and its executive management should collectively identify the risks impacting the company's business and document their process of risk identification, risk minimization, risk optimization as a part of a risk management policy or strategy
- ii) The Board should also affirm and disclose in its report to members that it has put in place critical risk management framework across the company, which is overseen once every six months by the Board. The disclosure should also include a statement of those elements of risk, that the Board feels, may threaten the existence of the company.

It has therefore become mandatory for the listed companies to prepare a comprehensive framework of risk management for assessment of risks and determine the responses to these risks so as to minimize their adverse impact on the organization.

KECL recognizes that risk is an integral and unavoidable component of business and is committed to managing the risk in a proactive and effective manner

The company believes that the Risk cannot be eliminated. However, it can be:

- Transferred to another party, who is willing to take risk, say by buying an insurance policy or entering into a forward contract;
- Reduced, by having good internal controls;
- Avoided, by not entering into risky businesses;

- Retained, to either avoid the cost of trying to reduce risk or in anticipation of higher profits by taking on more risk, and;
- Shared, by following a middle path between retaining and transferring risk.

The Risk Management policy of the company shall primarily focus on identifying, assessing and managing risks in the following areas:

1. Company assets and property
2. Employees
3. Foreign Currency Risks
4. Operational Risks
5. Non-compliance of statutory enactments
6. Competition risks
7. Contractual risks

1. Policy for managing risks associated with company assets and property

The policy deals with nature of risk involved in relation to assets and property, objectives of risk management and measures to manage risk.

The risk management policy relating to assets aims at ensuring proper security and maintenance of assets and adequate coverage of insurance to facilitate speedy replacement of assets with minimal disruption to operations. The role and responsibilities of the departments shall be identified to ensure adequate physical security and maintenance of its assets.

2. Policy for managing risk relating to employees

The employees constitute the most important asset of the company. The risk management policy relating to employees is therefore necessary to cover all risks related to employees and their acts/omissions.

The policy deals with the nature of risk involved in relation to employees, objectives of risk management and measures to manage risk. In particular, the objectives of employee related risk management policy aims at reducing attrition rate, providing adequate security to employees in relation to life, disability, accident and sickness, providing adequate legal safeguards to protect confidential information, and protecting the company from any contractual liability due to misconduct/errors/omissions of employees.

3. Policy for managing foreign currency risk

The revenues of the company are from both domestic and international sources. The company at times may resorts to long-term and short-term borrowings in foreign currency to finance expansion plans and growth. Any such move would attract the risk associated with frequent changes in valuation of foreign currencies.

The objective of foreign currency risk management is to protect cash flows and profit margins from volatility on account of fluctuations in exchange rates. The Policy for foreign currency risk management ensures that the treasury department continuously tracks movement of foreign currencies, avails services of experts and hedges the risk through appropriate mechanism such as forwarding contracts/options.

4. Operational risks

The company is constantly working to limit the operational risk that run through all the facets of operations. This requires the combined efforts and support from all units including branches. The startup database of loss events is populated from internal audit reports. Apparent trends are analyzed and various operating groups combine into task forces to address these. The business continuity plan is reviewed quarterly by each unit.

5. Risks associated with non-compliance of statutory enactments

The company being a legal entity engaged in manufacturing activity and listed on National Stock Exchange of India Limited (NSE) and Bombay Stock Exchange Limited (BSE). In view of the same, the company is required to ensure compliance of provisions of various applicable statutory enactments, failure to comply one or more such provisions may render strict penalties as may be prescribed under such statutory enactments.

The company shall ensure that qualified professionals are employed to comply with various laws. In addition to statutory audits, the company shall promote undertaking of internal audit/s at different levels periodically to ensure timely check on statutory compliances.

6. Competition risks

Risk of competition is inherent to all business activities. The company faces competition from the existing players in the domestic and international levels operating in the segment in which the company operates. There is always an inherent risk that the existing competition may further get acute with the advent of new players and foreign players.

The company needs to continuously upgrade its technology by conducting in-house research activities and should also have an updated knowledge about the requirement as per the industry standards. The company is providing tailor made products to its customers so as to be ahead with other competitors. Further, the company's strategy shall be to leverage its investments in its own high-profile brands, thereby leading to consolidation and value creation.

7. Contractual risks

There may be instances of defaults by customer/s in fulfilling contractual obligations as a result of which the company may face financial losses. Similarly, defaults by the company in fulfilling one or more contractual obligations due to reasons such as misrepresentations, breach of warranties etc cannot be ruled out.

The company shall ensure that proper drafting of the contract and adequate indemnity clauses are incorporated in the contracts entered into with one or more parties, In addition, internal controls from technical team and strict supervisions and checks on execution of contracts and delivery be undertaken.

Annexure - III

DISCLOSURE OF PARTICULARS REGARDING CONSERVATION OF ENERGY AND TECHNOLOGY ABSORPTION

A. Conservation of Energy:

a) Energy conservation measures taken:

The company conserves energy by

1. Improving system power factor.
2. Reduction of maximum demand and restricting the maximum demand to billing demand.
3. Monitoring of energy consumption and further requisite follow-up.
4. Optimum utilization of high energy consuming electrical equipments like winding machines.
5. Air-compressor pressure is maintained at reduced pressure with fixed timing and air leakages arrested.
6. Installation of capacitor panels.

b) Additional investments and proposals, if any, being implemented for reduction of consumption of energy;

1. Implementation of induction brazing processes.
2. Optimization of varnish impregnation process
3. Installation of system to ensure uniform temperature.
4. Energy conservation audit through external audit agency.

c) Impact of the measures at (a) and (b) above for reduction of energy consumption and consequent impact on the cost of production of goods:

The measures taken by the company have resulted in optimum usage of energy in terms of units and reducing costs.

d) Total energy consumption and energy consumption per unit of production

Not Applicable

B. Technology Absorption:

1. Research and Development

Research and development is undertaken for the range of all the existing products, lowering costs and process improvements, indigenization or alternate sourcing of materials and development of energy efficient products.

2. Benefits derived as a result of the above R & D efforts.

- a. Process improvement resulting in higher production.
- b. Development of in-house skills for manufacture of high precision products.
- c. Enhanced design and product capability to achieve customer satisfaction.
- d. Product range extension to reach newer markets.
- e. Special motors for vehicle application developed.

3. Future plan of action:

To enhance product performance and for better customer satisfaction, your company will continue in:-

- a. Upgrading existing technology.
- b. Extending range of its products.
- c. Developing new processes.
- d. Applying research and value engineering.

4. Expenditure on R & D:

	(₹ in Lakhs)
Capital	Nil
Recurring	8.93
Total	8.93
Total R & D Expenditure	8.93
as a % of total turnover	0.02%

5. Technology absorption, adaptation and innovation:

- a. Efforts made, in brief, for technology absorption, adaptation and innovation.
 - In-house training of personnel.
 - Indigenization of materials, components and processes.
- b. Benefits derived as a result of the above efforts
 - Enhanced product range
 - Quality improvement
 - Development of new products
- c. Future plan of action
 - Upgradation of existing technology
 - Development of new processes
- d. Technology imported during the last 5 years.
 - Technology Imported – Nil
 - Has the technology been fully absorbed? If not fully absorbed, areas where this has not taken place, reasons there for and future plan of action – NA

C. Foreign Exchange Earnings and Outgo:

1. Activities relating to export; initiatives to increase exports; development of new export markets for products and services; and Export Plan;

The company has continued to maintain focus and avail of export opportunities based on economic considerations. During the year, the company has exports (FOB Value) worth ₹ 1,248.62/- Lakhs

2. Total foreign exchange used and earned.

	(₹ in Lakhs)
a) Foreign Exchange earned:	
(i) FOB value of goods exported (net) of sales	1,248.62
(ii) Dividend on shares (net of tax)	0.00
(iii) Repatriation of Profit	113.71
(iv) Others (Sale of investment in Kirloskar Kenya Ltd)	0.00
b) Foreign Exchange Used	
Value of imports calculated on the CIF basis.	
(i) Raw materials & Components and spare parts	322.02
(ii) Capital Goods	3.10

Annexure- IV

MANAGEMENT DISCUSSION AND ANALYSIS REPORT

Industry outlook

As per latest reports, the Indian Economy is likely to regain its pace in the current fiscal and once again will become one of the fastest growing economy in the world. India's Gross Domestic Product growth estimated to be at the rate of 7.3% during ongoing fiscal reflecting the robust private consumption, firm investments and regain its pace once again in the current fiscal.

Our company being one of leading manufacturer of Electrical Capital goods such as AC Motors, Generators, DC Motors, Transformers etc depends on the expansion, fresh CAPEX investment for growth and to sustain the same. With India poised to be fastest developing country we expect expansion and investments in core sectors like steel, cement, coal, water, irrigation, hydro carbon, electric mobility, renewable energy including the solar in the country. Your company caters its products to all these sectors and the growth is expected to have its impact on the increased demand for electric goods manufactured by the company.

Your company has taken several bold steps to remain competitive by optimizing the costs, rationalizing manpower and consolidating the manufacturing operations. The company continues to enjoy strong brand image and acceptance of products and services on account of our constant focus on Product reliability, durability and competitiveness.

Opportunities;

Your company is one of the foremost manufacturers of Motors for Electric cars. India is well poised to register multifold growth in electric mobility space. As per various surveys, the number of electrical vehicles on road will grow from 3 million to 125 million 2030. Huge growth is expected for electrical vehicles in India which will see increase demand for Motors. Further we see a sustained a growth for energy efficient products viz., motors, Converter duty Transformers for Solar and also BIS and Star rated Transformers for power distribution applications.

Your company continues to face competition from the unorganized sector and also new players making their presence in the country.

Threats

The Key sectors and end user Industry are going through a very rough business phase more particularly mining, steel, coal and infrastructure including the real-estate industry. Any change in the government policy and projects guidelines concerning new investments in these sectors, may have an adverse impact on demand for your products. Capacity utilization of the company remains low and actual performance may also vary as it is dependent on several factors beyond the control of your company.

Segment wise or product wise performance

Your company has identified the reportable segments as rotating machines group, power generation and distribution group and others, taking into account the nature of products and services, the different risks and returns and the internal reporting systems.

The segment wise turnover of your company is as follows:

(₹ in lakhs)

Products	2017-18	2016-17
Rotating Machines Group	18,761	27,673
Power Generation and Distribution Group	18,428	35,291
Others	1,214	1,501
Total	38,403	64,465

Note: figures has been regrouped as per IND-AS

Future Outlook

We expect that business conditions will stabilize at the current levels and also more key reforms will be implemented in the coming years and we expect a stable growth over the coming years.

Risks mitigation measures

Your Company recognizes the unstable growth in core sectors as major risks and has initiated the following measures for mitigating the above business related risks:

Your Company continually upgrades its engineering strength and design capabilities by incorporating latest technologies in its products and services. Reduction in manufacturing costs and improvement in operating efficiencies are continuously pursued enabling it to offer competitive prices. The wide portfolio of products gives your company a competitive advantage, as we can cater to the major verticals of the electrical engineering capital goods industry.

Your company recognizes the importance of its supply chain in sourcing good quality raw materials and other inputs at competitive prices with high reliability in meeting delivery timelines.

Internal Control System

Your Company has reintroduced System Audit from the current year to have controls on the processes. System driven controls also ensure ease of monitoring and consistency of operations and Compliances. Your Company is under SAP ERP which ensures that there is reasonable assurance about the financial and accounting records and controls. To safeguard assets of the Company against damage/loss and accounting records are reliable for preparing financial statement the records are verified by Internal Auditors. Internal controls are evaluated by the internal auditors and supported by management reviews. All audit observations and follow up actions thereon are initiated for resolution by the respective functions.

1. Disclosure in Board's Report as per the provisions of Section 197 (12) of the Companies Act, 2013 read with Rule 5(1) of the Companies (Appointment and Remuneration of Managerial Personnel) Rules, 2014 (as amended)

- a. The percentage increase in remuneration of each director, Chief Financial Officer, Chief Executive Officer, Company Secretary or Manager, during the financial year 2017-18, ratio of the remuneration of each director to the median remuneration of the employees of the company for the financial year 2017-18;

Name	Designation	Remuneration of Directors to (₹ in crores)	% increase in remuneration in the financial year 2017-18	Ratio of remuneration / to median remuneration of employees
Mr. Vijay R Kirloskar	Executive Chairman	1.91	-	55:1
Mr. Vinayak N Bapat*	Managing Director	0.55	26%	16:1
Mr. Anand B Hunnur**	Managing Director	0.65	40%	19:1
Mr. Kamlesh Gandhi	Independent Director	0.02	-	0:1
Mr. S N Agarwal	Independent Director	0.02	-	1:1
Dr. Ashok Misra	Independent Director	0.00	-	0:1
Mr. Anil Kumar Bhandari	Independent Director	0.02	-	1:1
Mr. Mahendra V P	Independent Director	0.01	-	0:1
Mr. Sarosh J Ghandy	Independent Director	0.01	-	0:1
Mr. Shyamanta Bardoloi	Director	0.01	-	0:1
Mrs. Meena Kirloskar	Director	0.01	-	0:1
Mr. Soumendra Kumar Mahapatra#	CFO	0.12	-	3:1
Mr. Chinmoy Patnaik\$	Company Secretary	0.19	10%	6:1
Mr. Sanjeev Kumar S@	CFO	0.14	N/A	4:1
Ms. K S Swapna Latha@@	Company Secretary	0.04	N/A	1:1

Non executive directors are paid sitting fee of ₹ 15,000/- per meeting including committee meeting.

*Mr. Vinayak N Bapat, Managing Director resigned w.e.f August 11, 2017.

** Mr. Anand B Hunnur was appointed as Managing Director w.e.f May 26, 2017.

Mr. Soumendra Kumar Mahapatra, CFO resigned w.e.f August 12, 2017.

\$ Mr. Chinmoy Patnaik, Company Secretary resigned w.e.f October 31, 2017.

@ Mr. Sanjeev Kumar S was appointed as CFO w.e.f August 10, 2017.

@@ Ms. K S Swapna Latha was appointed as Company Secretary w.e.f February 12, 2018.

- b. The median remuneration of the employees of the companies in the financial year 2017-18 is ₹ 3.47 Lakhs
- c. The percentage increase in the median remuneration of employees in the financial year is Nil.
- d. The number of permanent employees on the rolls of the company for the financial year 2017-18 is **1,205 employees**
- e. average percentile increase already made in the salaries of employees other than the managerial personnel in the last financial year and its comparison with the percentile increase in the managerial remuneration and justification thereof and point out if there are any exceptional circumstances for increase in the managerial remuneration

Considering the Company's performance, Key Managerial Personnel were given the increment commensurate with peer industries. Thus the increase in the salary should be seen as salary correction. Whereas other employees were given an average salary increase of 4% to match inflation and to keep them motivated.

- f. It is hereby affirmed that the remuneration paid during the year ended March 31, 2018 is as per the remuneration policy of the company.

2. DETAILS PERTAINING TO REMUNERATION AS REQUIRED UNDER SECTION 197(12) OF THE COMPANIES ACT, 2013 READ WITH RULE 5(2) AND 5(3) OF THE COMPANIES (APPOINTMENT AND REMUNERATION OF MANAGERIAL PERSONNEL) AMEDEMMENT RULES, 2016

Employed for the full year

Sr. No	Name	Designation	Remuneration (in ₹)	Qualification	Age	Experience	Date of Commencement of Employment Last	Employment
1	Mr. Vijay R Kirloskar	Executive Chairman	16,800,000	MS from Worcester polytechnic institute, USA	67 years	44 years	02-12-1974	N.A
2	Mr. Anand B Hunnur	Managing Director *	8,000,000	BE-PG Diploma in sales and marketing	57 Years	34 years	29-11-2011	Trident Power Craft
3	Mr. N Ajayan	Vice President	3,386,882	Bachelor of Engineering	62 years	39 years	01-03-2012	Spack Automotives Ltd
4	Mr. K Jagannath	Vice President	3,304,807	Bachelor of Engineering	61 years	38 years	26-12-1980	-
5	Mr. Nitin Jain	Associate Vice President	3,240,001	BE & M-Tech	41 Years	16 years	26-02-2002	Kirloskar Power Equipment
6	Mr. S Ranganath	Vice President	3,000,008	MBBS	58 years	-	02-08-2010	Served in Indian Air force
7	Mr. Kaushik Goswamy	Sr. General Manager	3,000,006	BSC-Engineering	56 years	34 years	09-01-2002	EMCO Ltd
8	Mr. Sanjeev Kumar S	Associate Vice President	3,000,000	MBA – Finance	53 years	33 years	16-06-1993	KAR Mobiles
9	Mr. M Arunesh	Associate Vice President	2,799,999	Bachelor of Engineering	52 Years	29 years	02-01-1989	-
10	Mr. S Lokesha	General Manager	2,750,069	BE & M-Tech	40 Years	15 years	14-02-2003	-

Employed for part of the year

Sr. No	Name	Designation	Remuneration (in ₹)	Qualification	Age	Experience	Date of Commencement of Employment Last	Employment
1.	Mr. Vinayak N Bapat	Managing Director*	40,00,000	B.com, ACA, ACS	52 years	26 years	18.4.2011	Renfro India Pvt Ltd,
2	Mr. M Thirumal	Associate Vice President**	1,137,564.84	BE & M-Tech	51 years	30 Years	23-10-2017	Regent Power Techno Pvt Ltd

Notes:

1. Remuneration as shown above includes Salary and special allowance but does not include retirement benefits.
2. *Mr. Vinayak N Bapat was the Managing Director upto 11.08.2017 and Mr. Anand B Hunnur was appointed as Managing Director from 26.05.2017, before the appointment of Managing Director Mr. Anand B Hunnur was Director - Sales.
3. Mr. Vijay Kirloskar holds 17.83% of Equity Share capital of the company and Mr Anand B Hunnur holds 1,208 equity shares of ₹ 10/- each.
4. Nature of Employment of Mr. Vijay R Kirloskar and Mr. Anand B Hunnur is contractual and others are regular.
5. Mr. Vijay R Kirloskar is Executive Director of the company, and none of the other employees listed above is related to any of directors of the company.
6. **Mr. M Thirumal was employed part of the year from 23.10.2017.

Form AOC - 1

(Pursuant to first proviso to sub-section (3) of section 129 of the Companies Act, 2013 read with rule 5 of Companies (Accounts) Rules, 2014)

Statement containing salient features of the financial statement of subsidiaries/associate companies/joint ventures**Part A: Subsidiaries**

Sl. No	Name of the Subsidiary	Share Capital (In ₹)	Reserves & Surplus (In ₹)	Total Assets (In ₹)	Investments (In ₹)	Turnover (In ₹)	% of Shareholding	
							Equity Share capital	Preference share capital
1.	KELBUZZ Trading Private Limited	70,200,000/-	(421,280,441)/-	668,423,873/-	Nil	Nil	100%	0.01%
2.	Luxquisite Parkland Private Limited	606,500,000/-	(6,587,827)/-	623,320,999/-	623,000,688/-	Nil	100%	0.01%
3.	SKG Terra Promenade Private Limited	200,000/-	(145,393,445)/-	210,568,778 /-	Nil	(35,916,248)/-	100%	0.01%
4.	SLPKG Estate Holdings Private Limited	1,000,000/-	(308,665,558)/-	453,405,436/-	Nil	Nil	100%	0.01%
5.	Swaki Habitat Private Limited	100,000/-	(69,498)/-	91,198/-	Nil	Nil	100%	Nil
6.	Kesvik Developers Private Limited	100,000/-	(70,298)/-	91,917/-	Nil	Nil	100%	Nil

Part B: Associate Companies/ Joint Ventures

Sl. No	Name of the Subsidiary	Latest Audited Balance Sheet Date	Shares of Associate/Joint Ventures held by the company on the year end	Description of how there is significant influence	Reason why the associate/joint venture is not consolidated	Networth attributable to Shareholding as per latest audited Balance Sheet#	Profit / Loss for the year#
1.	Kirloskar Malaysia Sdn Bhd	31-03-2018	300,000	30% shares held by KECL	N/a	(refer below note)	(refer below note)

#since the networth of the associate is negative; the loss is restricted to the value of the investment

For and on behalf of the Board of Directors of Kirloskar Electric Company LimitedFor **Ashok Kumar, Prabhashankar & Co.**

Chartered Accountants

Firm Regn. No: 004982S

A. Umesh Patwardhan

Partner

Membership No: 222945

Place: Bengaluru

Date: May 28, 2018

Vijay Ravindra Kirloskar

Executive Chairman

DIN: 00031253

Kamlesh Suresh Gandhi

Director

DIN: 00004969

Sanjeev Kumar S

Associate Vice President -Finance & Chief

Financial Officer

Anand Baramacharya Hunnur

Managing Director

DIN: 06650798

K S Swapna Latha

Sr. General Manager

- Legal & Company Secretary

Form No. AOC-2

(Pursuant to clause (h) of sub-section (3) of section 134 of the Act and Rule 8(2) of the Companies (Accounts) Rules, 2014)

Form for disclosure of particulars of contracts/arrangements entered into by the company with related parties referred to in sub-section (1) of section 188 of the Companies Act, 2013 including certain arms length transactions under third proviso thereto

1. Details of contracts or arrangements or transactions not at arm's length basis:-

Kirloskar Electric Company Limited has not entered into any contract or arrangement or transaction with its related parties which is not at arm's length during financial year 2017-18.

2. Details of material contracts or arrangement or transactions at arm's length basis

(i) There were no material contracts or arrangements with any related party.

(ii) Details of transactions undertaken at arm's length basis are as follows;

(a) Name(s) of the related party and nature of relationship:

1. Abhiman Trading Company Private Limited, Mrs. Meena Kirloskar is the interested directors of the company & Mr. Vijay R Kirloskar is member of the company;
2. Sri Vijayadurga Investments and Agencies Pvt Ltd, Mrs. Meena Kirloskar is the interested directors of the company & Mr. Vijay R Kirloskar is member of the company;
3. Vijayjyothi Investments and Agencies Pvt Ltd, Mrs. Meena Kirloskar is the interested directors of the company & Mr. Vijay R Kirloskar is member of the company;
4. Vijaya Farms Pvt Ltd, Mrs. Meena Kirloskar is the interested director of the company & Mr. Vijay R Kirloskar is member of the company;
5. Ravindu Motors Private Limited, Mrs. Meena Kirloskar is the Managing Director of the company;
6. Kirloskar Power Equipments Limited, Mr. Vijay R Kirloskar is interested director in the company;
7. Kirsons Trading Pte Ltd, Mr. Vijay R Kirloskar & Mr. Anand B Hunnur are the interested directors in the company;
8. Kirloskar (Malaysia) SDN BHD, Mr. Vijay R Kirloskar is interested director in the company;
9. Transport Corporation of India Ltd, Mr. S.N Agarwal is the interested director of the company;
10. Maini Materials Movement Pvt Ltd, Mr. Sarosh J Ghandy is the interested director of the company;
11. Kirsons BV, a step down subsidiary company;
12. SKG Terra Promenade Private Limited, a wholly owned subsidiary company;
13. SLPKG Estate Holdings Private Limited, a wholly owned subsidiary company;
14. KELBUZZ Trading Private Limited, a wholly owned subsidiary company;
15. Luxquisite Parkland Private Limited, a wholly owned subsidiary company;
16. Swaki Habitat Private Limited, a wholly owned subsidiary company;
17. Kesvik Developers Private Limited, a wholly owned subsidiary company;

(b) Nature of contracts/arrangements/transactions:

Sales, purchases of goods, materials and services

(c) Duration of the contracts / arrangements/transactions:

Agreement is perpetual until terminated by either party.

(d) Salient terms of the contracts or arrangements or transactions including the value, if any:

Standard terms and conditions of the general agreement

(e) Date(s) of approval by the audit committee:

1. May 26, 2017
2. August 10, 2017
3. December 13, 2017
4. February 12, 2018

(f) Amount paid as advances, if any: NIL

SEVENTY FIRST ANNUAL REPORT 2017-18

FORM NO. MGT 9

EXTRACT OF ANNUAL RETURN

[Pursuant to Section 92 (3) of the Companies Act, 2013 and rule 12(1) of the Company (Management & Administration) Rules, 2014]

As on financial year ended on 31.03.2018

I. REGISTRATION & OTHER DETAILS:

1.	CIN	L31100KA1946PLC000415
2.	Registration Date	July 26, 1946
3.	Name of the Company	KIRLOSKAR ELECTRIC COMPANY LIMITED
4.	Category/Sub-category of the Company	Company Limited by Shares/ Indian Non Government Company
5.	Address of the Registered office & contact details	Industrial Suburb, Rajajinagar, Bangalore – 560010
6.	Whether listed company	Listed
7.	Name, Address & contact details of the Registrar & Transfer Agent, if any.	Integrated Registry Management Services Private Limited # 30, Ramana Residency, 4 th Cross, Sampige Road, Malleswaram, Bangalore 560 003. Telephone No's: 23460815, 23460816, 23460817 and 2346081 Fax No. 23460819, Website: www.123alpha.com, Contact Person: Mr. Manjunath, Senior Manager.

II. PRINCIPAL BUSINESS ACTIVITIES OF THE COMPANY (All the business activities contributing 10 % or more of the total turnover of the company shall be stated)

Sl. No.	Name and Description of main products / services	NIC Code of the Product/service	% to total turnover of the company
1	Electric Motors	2710	48.25%
2	Transformers	2710	37.71%
3	DG Sets	2710	4.99%

III. PARTICULARS OF HOLDING, SUBSIDIARY AND ASSOCIATE COMPANIES

Sl. No	NAME AND ADDRESS OF THE COMPANY	CIN/GLN	HOLDING/ SUBSIDIARY /	% of shares held	Applicable Section
1	SKG Terra Promenade Private Limited Flat A-23, Navarathna Apartments, 17 th Cross, Malleswaram west, Bangalore – 560 055	U70100KA2014PTC077579	Subsidiary Company	100%	2(87)
2	SLPKG Estate Holdings Private Limited Flat A-23, Navarathna Apartments, 17 th Cross, Malleswaram west, Bangalore – 560 055	U70109KA2014PTC077504	Subsidiary Company	100%	2(87)
3	Luxquisite Parkland Private Limited Flat A-23, Navarathna Apartments, 17 th Cross, Malleswaram west, Bangalore – 560 055	U51100KA2014PTC077510	Subsidiary Company	100%	2(87)
4	KELBUZZ Trading Private Limited Flat A-23, Navarathna Apartments, 17 th Cross, Malleswaram west, Bangalore – 560 055	U51109KA2014PTC077631	Subsidiary Company	100%	2(87)
5	Swaki Habitat Private Limited Flat A-23, Navarathna Apartments, 17 th Cross, Malleswaram west, Bangalore – 560 055	U70100KA2015PTC079374	Subsidiary Company	100%	2(87)
6	Kesvik Developers Private Limited Flat A-23, Navarathna Apartments, 17 th Cross, Malleswaram west, Bangalore – 560 055	U70100KA2015PTC079459	Subsidiary Company	100%	2(87)
7.	Kirloskar Malaysia Sdn Bhd	60777-P	Associate Company	30%	2(6)

IV. SHARE HOLDING PATTERN (Equity Share Capital Breakup as percentage of Total Equity)

A. Category-wise Share Holding

Category of Shareholders	No. of Shares held at the beginning of the year [As on 01-April-2017]				No. of Shares held at the end of the year [As on 31-March-2018]				% Change during the year
	DEMAT	Physical	Total	% of Total Shares	DEMAT	Physical	Total	% of Total Shares	
A. Promoter(s)									
(1) Indian									
a) Individual/HUF	12,025,132	-	12,025,132	18.11	12,025,132	-	12,025,132	18.11	-
b) Central Govt	-	-	-	-	-	-	-	-	-
c) State Govt(s)	-	-	-	-	-	-	-	-	-
d) Bodies Corp.	20,801,895	-	20,801,895	31.32	20,801,895	-	20,801,895	31.32	-
e) Banks / FI	-	-	-	-	-	-	-	-	-
f) Any other	-	-	-	-	-	-	-	-	-
Total shareholding of Promoter (A)	32,827,027	-	32,827,027	49.43	32,827,027	-	32,827,027	49.43	-
B. Public Shareholding									
1. Institutions	-	-	-	-	-	-	-	-	-
a) Mutual Funds	-	-	-	-	-	-	-	-	-
b) Banks / FI	373,311	45,379	418,690	0.63	364,001	45,379	409,380	0.62	(0.01)
c) Central Govt	-	-	-	-	-	-	-	-	-
d) State Govt(s)	-	-	-	-	-	-	-	-	-
e) Venture Capital Funds	-	-	-	-	-	-	-	-	-
f) Insurance Companies	3,240,824	-	3,240,824	4.88	3,240,824	-	3,240,824	4.88	-
g) FIIs	1,287,388	450	1,287,838	1.94	520,194	450	520,644	0.78	(1.16)
h) Foreign Venture Capital Funds	-	-	-	-	-	-	-	-	-
i) Others (specify)	-	-	-	-	-	-	-	-	-
Sub-total (B)(1):-	4,901,523	45,829	4,947,352	7.45	4,125,019	45,829	4,170,848	6.28	(1.17)
2. Non-Institutions									
a) Bodies Corp.	3,479,570	30,868	3,510,438	5.29	2,458,046	31,346	2,489,392	3.75	(1.54)
i) Indian	-	-	-	-	-	-	-	-	-
ii) Overseas	-	-	-	-	-	-	-	-	-
b) NBFC registered with RBI	8,850	-	8,850	0.01	950	-	950	0.00	(0.01)
c) Individuals	-	-	-	-	-	-	-	-	-
i) Individual shareholders holding nominal share capital upto ₹ 2 lakh	15,242,058	1,481,678	16,723,736	25.18	18,964,035	1,458,857	20,422,892	30.75	5.57
ii) Individual shareholders holding nominal share capital in excess of ₹ 2 lakh	4,835,926	100,000	4,935,926	7.43	3,484,913	100,000	3,584,913	5.40	(2.03)

SEVENTY FIRST ANNUAL REPORT 2017-18

c) Others (specify)	-	-	-	-	-	-	-	-	-
Non Resident Indians	-	-	-	-	-	-	-	-	-
Overseas Corporate Bodies	-	1,896,044	1,896,044	2.85	-	1,896,044	1,896,044	2.85	-
Foreign Nationals	995	839	1,834	0.00	1,113	586	1,699	0.00	(0.00)
Clearing Members	1,561,574	-	1,561,574	2.35	1,020,016	-	1,020,016	1.54	(0.82)
Trusts	1,058	-	1,058	0.00	58	-	58	0.00	(0.00)
Foreign Bodies – D R	-	-	-	-	-	-	-	-	-
Enemy Property	-	232	232	0.00	232	-	232	0.00	-
Sub-total (B)(2):-	25,130,031	3,509,661	28,639,692	43.12	25,929,363	3,486,833	29,416,196	44.29	1.17
Total Public Shareholding B)=(B)(1)+ (B)(2)	30,031,554	3,555,490	33,587,044	50.57	30,054,382	3,532,662	33,587,044	50.57	-
C. Shares held by Custodian for GDRs & ADRs	-	-	-	-	-	-	-	-	-
Grand Total (A+B+C)	62,858,581	3,555,490	66,414,071	100.00	62,881,409	3,532,662	66,414,071	100.00	-

B. Shareholding of promoters and promoter group-

Sl. No	Shareholder's Name	Shareholding at the beginning of the year [As on 01-April-2017]			Shareholding at the end of the year [As on 31-March-2018]		
		No. of Shares	% of total Shares of the company	%of Shares Pledged / encumbered to total shares	No. of Shares	% of total Shares of the company	%of Shares Pledged / encumbered to total shares
1	Vijay Ravindra Kirloskar	11,840,618	17.83	33.05	11,840,618	17.83	33.05
2	Meena V Kirloskar	184,514	0.28	100	184,514	0.28	100
3	Abhiman Trading Company Private Limited	5,217,063	7.86	100	5,217,063	7.86	100
4	Vijayjyothi Investments and Agencies Private Limited	4,271,217	6.43	99.68	4,271,217	6.43	99.68
5	Vijay Farms Private Limited	3,540,807	5.33	100	3,540,807	5.33	100
6	Vijaykirti Investments and Agencies Pvt Ltd	3,064,094	4.61	100	3,064,094	4.61	100
7	Sri Vijaydurga Investments and Agencies Private Limited	1,774,506	2.67	100	1,774,506	2.67	100
8	Vimraj Enterprises Private Limited	1,606,483	2.42	100	1,606,483	2.42	100
9	Kirloskar Power Equipments Ltd	1,141,225	1.72	100	1,141,225	1.72	100
10	Kirloskar Batteries Pvt Limited	186,500	0.28	100	186,500	0.28	100
	TOTAL	32,827,027	49.43	75.81	32,827,027	49.43	75.81

C. Change in promoters' shareholding (please specify, if there is no change)

Sl. No	Particulars	Shareholding at the beginning of the year		Cumulative Shareholding during the year	
		No. of shares	% of total shares of the company	No. of shares	% of total shares of the company
	At the beginning of the year	32,827,027	49.43		
	Date wise Increase / Decrease in Promoters Shareholding during the year specifying the reasons for increase / decrease (e.g. allotment /transfer / bonus/ sweat equity etc.):	No change			
	At the end of the year	-	-	32,827,027	49.43

**D. Shareholding pattern of top ten Shareholders:
(Other than directors, promoters and holders of GDRs and ADRs):**

SL NO	NAME OF THE SHARE HOLDER	SHAREHOLDING AT THE BEGINNING OF THE YEAR - 01.04.2017					CUMULATIVE SHAREHOLDING DURING THE YEAR - 31.03.2018		
		No. of Shares	% of Total shares of the company	Date	Increase/Decrease in Share Holding	Reason	No of Shares	% of Total shares of the company	
1	Life Insurance Corporation Of India	2,576,571	3.88	01.04.2017	No Movement During The Year				
				31.03.2018			2,576,571	3.88	
2	M/S. Hawker Siddeley Management Ltd.,	1,896,044	2.85	01.04.2017	No Movement During The Year				
				31.03.2018			1,896,044	2.85	
3	The New India Assurance Company Limited	506,412	0.76	01.04.2017	No Movement During The Year				
				31.03.2018			506,412	0.76	
4	Hongkong Victory Investment Co Limited	470,194	0.71	01.04.2017	No Movement During The Year				
				31.03.2018			470,194	0.71	
5	Kamalesh Shantilalji Jain	405,000	0.61	01.04.2017	0		405,000	0.61	
				14.07.2017	-5000	Transfer	400,000	0.60	
				31.03.2018			400,000	0.60	
6	Globe Capital Market Ltd	183,563	0.28	01.04.2017	0		183,563	0.28	
				07.04.2017	31420	Transfer	214,983	0.32	
				14.04.2017	3523	Transfer	218,506	0.33	
				28.04.2017	-10	Transfer	218,496	0.33	
				05.05.2017	-18626	Transfer	199,870	0.30	
				12.05.2017	-7414	Transfer	192,456	0.29	
				19.05.2017	41573	Transfer	234,029	0.35	
				26.05.2017	28740	Transfer	262,769	0.40	
				02.06.2017	-1430	Transfer	261,339	0.39	
				09.06.2017	-36137	Transfer	225,202	0.34	
				16.06.2017	7837	Transfer	233,039	0.35	
				23.06.2017	-11390	Transfer	221,649	0.33	

SEVENTY FIRST ANNUAL REPORT 2017-18

				30.06.2017	-49542	Transfer	172,107	0.26
				07.07.2017	82300	Transfer	254,407	0.38
				14.07.2017	-14891	Transfer	239,516	0.36
				21.07.2017	-5618	Transfer	233,898	0.35
				28.07.2017	7242	Transfer	241,140	0.36
				04.08.2017	34943	Transfer	276,083	0.42
				11.08.2017	2699	Transfer	278,782	0.42
				18.08.2017	655	Transfer	279,437	0.42
				25.08.2017	3920	Transfer	283,357	0.43
				01.09.2017	2185	Transfer	285,542	0.43
				08.09.2017	63572	Transfer	349,114	0.53
				15.09.2017	-24315	Transfer	324,799	0.49
				22.09.2017	-25921	Transfer	298,878	0.45
				30.09.2017	53307	Transfer	352,185	0.53
				06.10.2017	22095	Transfer	374,280	0.56
				13.10.2017	40833	Transfer	415113	0.63
				20.10.2017	-7405	Transfer	407708	0.61
				27.10.2017	-150	Transfer	407558	0.61
				03.11.2017	146702	Transfer	554260	0.83
				10.11.2017	-25137	Transfer	529123	0.80
				17.11.2017	-61550	Transfer	467573	0.70
				24.11.2017	-7975	Transfer	459598	0.69
				01.12.2017	6000	Transfer	465598	0.70
				08.12.2017	-391	Transfer	465207	0.70
				15.12.2017	3250	Transfer	468457	0.71
				22.12.2017	-1175	Transfer	467282	0.70
				29.12.2017	-13374	Transfer	453908	0.68
				05.01.2018	-13770	Transfer	440138	0.66
				12.01.2018	5166	Transfer	445304	0.67
				19.01.2018	-117602	Transfer	327702	0.49
				25.01.2018	31936	Transfer	359638	0.54
				02.02.2018	-5458	Transfer	354180	0.53
				09.02.2018	-34508	Transfer	319672	0.48
				16.02.2018	-9825	Transfer	309847	0.47
				23.02.2018	-72394	Transfer	237453	0.36
				02.03.2018	-7080	Transfer	230373	0.35
				09.03.2018	8791	Transfer	239164	0.36
				16.03.2018	-59571	Transfer	179593	0.27
				23.03.2018	40150	Transfer	219743	0.33
				31.03.2018	-14420	Transfer	205323	0.31
7	Il And Fs Securities Services Limited	76,058	0.11	01.04.2017	0		76058	0.11
				07.04.2017	3594	Transfer	79652	0.12
				14.04.2017	-1500	Transfer	78152	0.12
				21.04.2017	378	Transfer	78530	0.12
				05.05.2017	3000	Transfer	81530	0.12
				12.05.2017	200	Transfer	81730	0.12
				19.05.2017	-26460	Transfer	55270	0.08
				26.05.2017	37860	Transfer	93130	0.14
				02.06.2017	6274	Transfer	99404	0.15
				09.06.2017	-1474	Transfer	97930	0.15

KIRLOSKAR ELECTRIC COMPANY LTD

				16.06.2017	13174	Transfer	111104	0.17	
				23.06.2017	-18600	Transfer	92504	0.14	
				30.06.2017	500	Transfer	93004	0.14	
				07.07.2017	48250	Transfer	141254	0.21	
				14.07.2017	-6107	Transfer	135147	0.20	
				21.07.2017	-5345	Transfer	129802	0.20	
				28.07.2017	54657	Transfer	184459	0.28	
				04.08.2017	-22112	Transfer	162347	0.24	
				11.08.2017	-52975	Transfer	109372	0.16	
				18.08.2017	47	Transfer	109419	0.16	
				25.08.2017	29612	Transfer	139031	0.21	
				01.09.2017	2485	Transfer	141516	0.21	
				08.09.2017	-92	Transfer	141424	0.21	
				15.09.2017	12350	Transfer	153774	0.23	
				22.09.2017	-1844	Transfer	151930	0.23	
				30.09.2017	56880	Transfer	208810	0.31	
				06.10.2017	3000	Transfer	211810	0.32	
				13.10.2017	1880	Transfer	213690	0.32	
				20.10.2017	-3600	Transfer	210090	0.32	
				27.10.2017	11800	Transfer	221890	0.33	
				03.11.2017	-24406	Transfer	197484	0.30	
				10.11.2017	23924	Transfer	221408	0.33	
				17.11.2017	5895	Transfer	227303	0.34	
				24.11.2017	-1273	Transfer	226030	0.34	
				01.12.2017	-2600	Transfer	223430	0.34	
				08.12.2017	-4100	Transfer	219330	0.33	
				15.12.2017	-13426	Transfer	205904	0.31	
				22.12.2017	4186	Transfer	210090	0.32	
				29.12.2017	-57233	Transfer	152857	0.23	
				30.12.2017	-49	Transfer	152808	0.23	
				05.01.2018	155	Transfer	152963	0.23	
				12.01.2018	5500	Transfer	158463	0.24	
				19.01.2018	16517	Transfer	174980	0.26	
				25.01.2018	24600	Transfer	199580	0.30	
				02.02.2018	-11206	Transfer	188374	0.28	
				09.02.2018	-3017	Transfer	185357	0.28	
				16.02.2018	3502	Transfer	188859	0.28	
				23.02.2018	20653	Transfer	209512	0.32	
				02.03.2018	-1000	Transfer	208512	0.31	
				09.03.2018	-6390	Transfer	202122	0.30	
				16.03.2018	-677	Transfer	201445	0.30	
				23.03.2018	-3076	Transfer	198369	0.30	
				31.03.2018	-20450	Transfer	177919	0.27	
8	Lok Prakashan Ltd	170,000	0.26	01.04.2017	No Movement During The Year				
				31.03.2018			170000	0.26	
9	The Oriental Insurance Company Limited	152,353	0.23	01.04.2017	No Movement During The Year				
				31.03.2018			152353	0.23	
10	Motilal Oswal Securities Ltd - Collateral Account	284,721	0.43	01.04.2017	0		284721	0.43	
				07.04.2017	-69590	Transfer	215131	0.32	

SEVENTY FIRST ANNUAL REPORT 2017-18

				14.04.2017	-69791	Transfer	145340	0.22
				21.04.2017		Transfer	188213	0.28
				28.04.2017	-11259	Transfer	134081	0.20
				05.05.2017	3545	Transfer	137626	0.21
				12.05.2017	5757	Transfer	143383	0.22
				19.05.2017	-25813	Transfer	117570	0.18
				26.05.2017	194203	Transfer	311773	0.47
				02.06.2017	2050	Transfer	313823	0.47
				09.06.2017	-8485	Transfer	305338	0.46
				16.06.2017	15307	Transfer	320645	0.48
				23.06.2017	-3879	Transfer	316766	0.48
				30.06.2017	-6980	Transfer	309786	0.47
				07.07.2017	12727	Transfer	322513	0.49
				14.07.2017	-52319	Transfer	270194	0.41
				21.07.2017	11188	Transfer	281382	0.42
				28.07.2017	-64949	Transfer	216433	0.33
				04.08.2017	-57068	Transfer	159365	0.24
				11.08.2017	-6527	Transfer	152838	0.23
				18.08.2017	-21551	Transfer	131287	0.20
				25.08.2017	1816	Transfer	133103	0.20
				01.09.2017	-5840	Transfer	127263	0.19
				08.09.2017	-5806	Transfer	121457	0.18
				15.09.2017	-32598	Transfer	88859	0.13
				22.09.2017	5113	Transfer	93972	0.14
				30.09.2017	-283	Transfer	93689	0.14
				06.10.2017	1529	Transfer	95218	0.14
				13.10.2017	-2383	Transfer	92835	0.14
				20.10.2017	-3,329	Transfer	89506	0.13
				27.10.2017	-5,774	Transfer	83732	0.13
				03.11.2017	25,680	Transfer	109412	0.16
				10.11.2017	-14,048	Transfer	95364	0.14
				17.11.2017	8,086	Transfer	103450	0.16
				24.11.2017	-5931	Transfer	97,519	0.15
				01.12.2017	1,765	Transfer	99,284	0.15
				08.12.2017	3,761	Transfer	103,045	0.16
				15.12.2017	28,562	Transfer	131,607	0.20
				22.12.2017	-9,732	Transfer	121,875	0.18
				29.12.2017	59,410	Transfer	181,285	0.27
				05.01.2018	-21,707	Transfer	159,578	0.24
				12.01.2018	14,679	Transfer	17,4257	0.26
				19.01.2018	13,238	Transfer	187,495	0.28
				25.01.2018	-43,855	Transfer	143,640	0.22
				02.02.2018	21,087	Transfer	164,727	0.25
				09.02.2018	-20,969	Transfer	143,758	0.22
				16.02.2018	24,297	Transfer	168,055	0.25
				23.02.2018	-167,955	Transfer	100	0.00
				02.03.2018	-100	Transfer	0	0.00
				09.03.2018	87	Transfer	87	0.00
				16.03.2018	2,913	Transfer	3,000	0.00
				23.03.2018	4,900	Transfer	7,900	0.01
				31.03.2018	190,616	Transfer	198,516	0.30

E. Shareholding of directors and key managerial personnel:

Sl. No	Shareholding of each directors and each key managerial personnel	Shareholding at the beginning of the year		Cumulative Shareholding during the year	
		No. of shares	% of total shares of the company	No. of shares	% of total shares of the company
	At the beginning of the year				
1.	Mr. Vijay R Kirloskar	11,840,618	17.83	11,840,618	17.83
2.	Mrs. Meena Kirloskar	184,514	0.28	184,514	0.28
3.	Mr. Vinayak N Bapat	-	-	-	-
4.	Mr. Anand B Hunnur	1,208	0.00	1,208	0.00
5.	Mr. Kamlesh Gandhi	500	0.00	500	0.00
6.	Mr. Sarosh J Ghandy	615	0.00	615	0.00
7.	Mr. Anil Kumar Bhandari	500	0.00	500	0.00
8.	Mr. Mahendra V.P	2,533	0.00	2,533	0.00
9.	Mr. S.N Agarwal	500	0.00	500	0.00
10.	Mr. K Ganesh	500	0.00	500	0.00
11.	Dr. Ashok Misra	-	-	-	-
12.	Mr. Shyamanta Bardoloi	-	-	-	-
13.	Mr. Soumendra Kumar Mahapatra	-	-	-	-
14.	Mr. Chinmoy Patnaik	-	-	-	-
	Total at the beginning of the Year	12,031,488	18.12		
	Date wise increase / decrease in promoters' shareholding during the year specifying the reasons for increase / decrease (e.g. allotment / transfer / bonus/ sweat equity etc.):	No change			
	At the end of the year				
1.	Mr. Vijay R Kirloskar	-	-	11,840,618	17.83
2.	Mrs. Meena Kirloskar	-	-	184,514	0.28
3.	Mr. Vinayak N Bapat	-	-	-	-
4.	Mr. Anand B Hunnur	-	-	1,208	0.00
5.	Mr. Kamlesh Gandhi	-	-	500	0.00
6.	Mr. Sarosh J Ghandy	-	-	615	0.00
7.	Mr. Anil Kumar Bhandari	-	-	500	0.00
8.	Mr. Mahendra V.P	-	-	2,533	0.00
9.	Mr. S.N Agarwal	-	-	500	0.00
10.	Mr. K Ganesh	-	-	500	0.00
11.	Dr. Ashok Misra	-	-	-	-
12.	Mr. Shyamanta Bardoloi	-	-	-	-
13.	Mr. Soumendra Kumar Mahapatra	-	-	-	-
14.	Mr. Chinmoy Patnaik	-	-	-	-
15.	Mr. Sanjeev Kumar S	-	-	-	-
16.	Ms. K S Swapna Latha	-	-	-	-
	Total at the end of the year	-	-	12,031,488	18.12

SEVENTY FIRST ANNUAL REPORT 2017-18

V. INDEBTEDNESS -Indebtedness of the company including interest outstanding/accrued but not due for payment.

(₹ in Lakhs)

	Secured Loans excluding deposits	Unsecured Loans	Deposits	Total Indebtedness
Indebtedness at the beginning of the financial year				
i) Principal Amount	18,877.52		3,668.87	22,546.39
ii) Interest due but not paid				-
iii) Interest accrued but not due			41.93	41.93
Total (i+ii+iii)	18,877.52	-	3,710.80	22,588.32
Change in Indebtedness during the financial year				
* Addition	(387.15)			(387.15)
* Reduction	(1,238.16)		42.73	(1,195.43)
Indebtedness at the end of the financial year				
i) Principal Amount	20,115.68		3,613.22	23,728.90
ii) Interest due but not paid	387.15			387.15
iii) Interest accrued but not due			54.85	54.85
Total (i+ii+iii)	20,502.83	-	3,668.07	24,170.90

VI. REMUNERATION OF DIRECTORS AND KEY MANAGERIAL PERSONNEL-

A. Remuneration to Managing Director, Whole-time Directors and/or Manager:

(₹ In Lakhs)

SN.	Particulars of Remuneration	Name of MD/WTD/ Manager			Total Amount
		Mr. Vijay R Kirloskar, Executive Chairman	Mr. Vinayak N Bapat, Managing Director*	Mr. Anand B Hunnur, Managing Director	
1	Gross salary	₹	₹	₹	₹
	(a) Salary as per provisions contained in section 17(1) of the Income-tax Act, 1961	16,800,000	5,265,787	5,891,499	27,957,286
	(b) Value of perquisites u/s 17(2) Income-tax Act, 1961	-	435,429	40,189	475,618
	(c) Profits in lieu of salary under section 17(3) Income- tax Act, 1961	-	-	-	-
	(d)Total	16,800,000	5,701,216	5,931,688	28,432,904
2	Stock Option	-	-	-	-
3	Sweat Equity	-	-	-	-
4	Commission – as % of profit – others, specify	-	-	-	-
5	Others, please specify:	-	-	-	-
	Total (A)	16,800,000[§]	5,701,216	5,931,688	28,432,904
	Ceiling as per the Act [#]	16,800,000	16,800,000	16,800,000	50,400,000

As per ministry of corporate affairs notification dated September 12, 2016 the limit has been increased to ₹ 1.68 crore per annum.

§ Excludes arrear of Rs. 42,00,000/- paid during current year, pertaining to previous year 2016-17 (from October 01, 2016 to March 31, 2017)

*Mr. Vinayak N Bapat has resigned from the office of Managing Director with effect from August 11, 2017.

KIRLOSKAR ELECTRIC COMPANY LTD

B. Remuneration to other directors

(Amount In ₹)

Sl. No	Particulars of Remuneration	Name of Directors						Total
		Mr. Sarosh J Ghandy	Mr. Anil Kumar Bhandari	Mr. VP Mahendra	Mr. Kamlesh Gandhi	Mr. S.N Agarwal	Dr. Ashok Misra	
1	Independent Directors							
	Fee for attending board & committee meetings	1,20,000	2,10,000	1,35,000	1,65,000	1,80,000	45,000	8,55,000
	Commission	-	-	-	-	-	-	-
	Others, please specify:	-	-	-	-	-	-	-
	Total (1)	1,20,000	2,10,000	1,35,000	1,65,000	1,80,000	45,000	8,55,000

Sl. No	Particulars of Remuneration	Name of directors		Total (2)
2	Other Non-Executive Directors	Mrs. Meena Kirloskar	Mr. Shyamanta Bardoloi	
	Fee for attending board & committee meetings	1,20,000	90,000	2,10,000
	Commission	-	-	-
	Others, please specify	-	-	-
	Total (2)	1,20,000	90,000	2,10,000
	Total (C)=(1+2)			10,65,000
	Total Managerial Remuneration			29,497,904
	Overall Ceiling as per the Act			61,600,000

Note: ₹ 30,000/- was paid towards sitting fee to LIC for its nominee director which is excluded from the above calculation.

C. Remuneration To Key Managerial Personnel other than Managing Director/Manager/Whole-Time Director

Sl. No	Particulars of Remuneration	Key Managerial Personnel				Total
		Chinmoy Patnaik CS	Soumendra Kumar Mahapatra CFO	Sanjeev Kumar S, CFO#	K S Swapna Latha CS*	
1	Gross salary	₹	₹	₹	₹	₹
	(a) Salary as per provisions contained in section 17(1) of the Income-tax Act, 1961	1,888,704	1,181,077	1,419,000	359,196	4,847,977
	(b) Value of perquisites u/s 17(2) Income-tax Act, 1961	23,483	15,260	30,510	7,759	77,012
	(c) Profits in lieu of salary under section 17(3) Income-tax Act, 1961	-	-	-	-	
	(d) Total	1,912,187	1,196,337	1,449,509	366,955	4,924,988
2	Stock Option	-	-	-	-	-
3	Sweat Equity	-	-	-	-	-
4	Commission – as % of profit – others, specify	-	-	-	-	-
5	Others, please specify	-	-	-	-	-
	Total	1,912,187	1,196,337	1,449,509	366,955	4,924,988

Mr. Sanjeev Kumar S has been appointed as CFO with effect from 10-08-2017. Excludes remuneration paid before CFO (KMP) upto 09-08-2017 on proportionate basis.

* Ms. K S Swapna Latha has been appointed as Company Secretary with effect from 12-02-2018

SEVENTY FIRST ANNUAL REPORT 2017-18

VII. PENALTIES / PUNISHMENT/ COMPOUNDING OF OFFENCES:

Type	Section of the Companies Act	Brief Description	Details of Penalty / Punishment/ Compounding fees imposed	Authority [RD / NCLT/ COURT]	Appeal made, if any (give Details)
A. COMPANY					
Penalty	Nil	Nil	Nil	Nil	Nil
Punishment	Nil	Nil	Nil	Nil	Nil
Compounding	Nil	Nil	Nil	Nil	Nil
B. DIRECTORS					
Penalty	Nil	Nil	Nil	Nil	Nil
Punishment	Nil	Nil	Nil	Nil	Nil
Compounding	Nil	Nil	Nil	Nil	Nil
C. OTHER OFFICERS IN DEFAULT					
Penalty	Nil	Nil	Nil	Nil	Nil
Punishment	Nil	Nil	Nil	Nil	Nil

**SECRETARIAL AUDIT REPORT
FORM NO. MR-3
FOR THE FINANCIAL YEAR ENDED MARCH 31, 2018**

[Pursuant to section 204(1) of the Companies Act, 2013 and Rule No.9 of the Companies (Appointment and remuneration of Managerial Personnel) Rules, 2014]

To,
The Members,
Kirloskar Electric Company Limited,
CIN: L31100KA1946PLC000415
Bangalore – 560 010

I have conducted the secretarial audit in compliance with applicable statutory provisions and adherence to good corporate practices by **M/s Kirloskar Electric Company Limited, Bangalore** (herein after referred to as “**Company**”). Secretarial Audit was conducted in a manner that provided me a reasonable basis for evaluating the corporate conducts/statutory compliances and expressing our opinion thereon.

Based on our verification of the Company’s books, papers, minute books, forms and returns filed and other records maintained by the company and also the information provided by the Company, its officers, agents and authorized representatives during the conduct of secretarial audit, we hereby report that in our opinion, the company has, during the audit period covering the financial year ended on 31st March 2018 complied with the statutory provisions listed hereunder and also that the Company has proper Board processes and compliance mechanism in place to the extent, in the manner and subject to the reporting made hereinafter:

I have examined the books, papers, minute books, forms and returns filed and other records maintained by the Company for the financial year ended on 31st March 2018 according to the provisions of:

1. The Companies Act, 2013, (the Act), Including earlier Companies Act and the relevant Rules made there under;
2. The Securities Contracts (Regulation) Act, 1956 (‘SCRA’) and the Rules made there under;
3. The Depositories Act, 1996 and the Regulations and By-laws framed there under;
4. Foreign Exchange Management Act, 1999 and the Rules and Regulations made there under to the extent of Foreign Direct Investment, Overseas Direct Investment and External Commercial Borrowings;
5. The following Regulations and Guidelines prescribed under the Securities and Exchange Board of India Act, 1992 (‘SEBI Act’):
 - a. The Securities and Exchange Board of India (Substantial Acquisition of Shares and Takeovers) Regulations, 2011;
 - b. The Securities and Exchange Board of India (Prohibition of Insider Trading) Regulations, 2015;
 - c. The Securities and Exchange Board of India (Issue of Capital and Disclosures Requirements) Regulations, 2009;
 - d. The Securities and Exchange Board of India (Employee Stock Option Scheme and Employee Stock Purchase Scheme) Guidelines, 1999; - **(Not Applicable during the year)**
 - e. The Securities and Exchange Board of India (Share Based Employee Benefits) Regulations, 2014; **(Not Applicable during the year);**
 - f. The Securities and Exchange Board of India (Issue and Listing of Debt Securities) Regulations, 2008 - **(Not Applicable during the year);**
 - g. The Securities and Exchange Board of India (Registrars to an Issue and Share Transfer Agents) Regulations, 1993 regarding the Companies Act and dealing with client;
 - h. The Securities and Exchange Board of India (Delisting of Equity Shares) Regulations, 2009; - **(Not Applicable during the year);**
 - i. The Securities and Exchange Board of India (Buyback of Securities) Regulations, 1998; - **(Not Applicable during the year);** and
 - j. The Securities and Exchange Board of India (Listing Obligations and Disclosure Requirements) Regulations, 2015;
 - k. Other laws as may be applicable to the Company as per the representation made by the Company, including the Listing Agreements entered into by the Company with BSE Ltd., and National Stock Exchange of India Ltd., and Secretarial Standards issued by The Institute of Company Secretaries of India to the extend applicable as on the date of our audit;
6. We have relied on the representation made by the Company, its Officers and on the reports given by designated professionals for systems and processes formed by the Company to monitor and ensure compliances under other applicable Acts, Laws and Regulations to the Company.

SEVENTY FIRST ANNUAL REPORT 2017-18

We further Report that,

- a) CSR Expenditure - **Not Applicable** – pursuant to section 135 and The Companies (Corporate Social Responsibility Policy) Rules, 2014.
- b) During the period under review, the Company has complied with the provisions of the Act, Rules, Regulations, Guidelines, etc., mentioned above except few instances of delay in repayment of deposits, which the Company repaid with interest.

We have not examined compliance by the Company with:

- i) Applicable financial laws, like direct and indirect tax laws, since the same have been subject to review by statutory financial audit and other designated professionals.

I further report that:

- (i) The Board of Directors of the Company is duly constituted with proper balance of Executive Directors, Non-Executive Directors and Independent Directors. The changes in the composition of the Board of Directors that took place during the period under review were carried out in compliance with the provisions of the Act.
- (ii) Adequate notice is given to all directors to schedule the Board and other Committee meetings. Agenda and detailed notes on agenda were sent at least seven days in advance and a system exists for seeking and obtaining further information and clarifications on the agenda items before the meeting and for meaningful participation at the meeting.
- (iii) Majority decisions are carried through while the dissenting members' views are captured and recorded as part of the minutes.
- (iv) There are adequate systems and processes in the company commensurate with the size and operations of the company to monitor and ensure compliance with applicable laws, rules, regulations and guidelines.
- (v) During the audit period the company has no major decisions taken by the members in pursuance to section 180 of the Companies Act, 2013, having major bearing on the company's affairs in pursuance of the above referred laws, rules, regulations, guidelines, standards etc.
- (vi) During the audit period, there were no instances of:
 - a) Redemption/ buyback of securities.
 - b) Merger/ amalgamation/ reconstruction etc.
 - c) Foreign technical collaborations.

For **Swaroop, Ravishankar and Associates**

Company Secretaries

Swaroop S

Partner

FCS: 8977 CP: 9997

Bengaluru

Dated: 30.05.2018

This Report is to be read with our letter of even date which is annexed as **Annexure A** and forms an integral part of this report.

To,
The Members,
Kirloskar Electric Company Limited,
Bengaluru

Our report of even date is to be read along with this letter.

1. Maintenance of Secretarial record is the responsibility of the management of the Company. Our responsibility is to express an opinion on these secretarial records based on our audit.
2. We have followed the audit practices and process as were appropriate to obtain reasonable assurance about the correctness of the contents of the Secretarial records. The verification was done on test basis to ensure that correct facts are reflected in Secretarial records. We believe that the process and practices, we followed provide a reasonable basis for our opinion.
3. We have not verified the correctness and appropriateness of financial records and Books of Accounts of the Company.
4. Wherever required, we have obtained the Management representation about the Compliance of laws, rules and regulations and happening of events etc.
5. The Compliance of the provisions of Corporate and other applicable laws, rules, regulations, standards is the responsibility of management. Our examination was limited to the verification of procedure on test basis.
6. The Secretarial Audit report is neither an assurance as to the future viability of the Company nor of the efficacy or effectiveness with which the management has conducted the affairs of the Company.

For **Swaroop, Ravishankar and Associates**
Company Secretaries

Dated: 30.05.2018
Bengaluru

Swaroop S
Partner
FCS: 8977 CP: 9997

Corporate Governance Report 2017-18

1. Statement on company's philosophy on corporate governance:

Your company continues to be firmly committed to corporate governance and follows a system of good practices of transparency in its reporting. Your company continues with its firm commitment in meeting expectations of various stakeholders in matters related to trusteeship, integrity, ethical standards and legal requirements. Your company continues to comply with the requirements of SEBI (Listing Obligations & Disclosure Requirements) Regulations, 2015 ("Listing Regulations").

Your company's Board fully understands and takes the responsibility for its commitments to various stakeholders. The primary objective of 'Customer Satisfaction' is relentlessly pursued.

2. Board of directors:

a) Composition as at March 31, 2018 and other matters:

Your company's Board comprised of eminent persons with optimum balance of executive directors, non executive directors and independent directors having professional or technical expertise from different fields such as technical, business strategy and management, marketing and finance. Mr. Vijay R Kirloskar (DIN: 00031253) is the Executive Chairman and other Board members comprised of six independent directors; two non-executive directors including one woman director, one nominee director and two executive directors which includes the Executive Chairman of the company.

All the independent directors satisfy the criteria of independence as defined under the Companies Act, 2013, and the Listing Regulations.

As regards to the appointments of new directors, Board considers the recommendations of the Nomination and Remuneration Committee, which in turn, considers various aspects including the qualifications, professional expertise and exposures, positive attributes and independence, wherever required, as per the laid down criteria.

The Board, inter-alia, provides leadership, strategic guidance and independent advise to the company's management.

The Board members get updates on the company's procedures and policies as per the familiarization program.

None of the directors on the Board is a member on more than 10 committees or Chairman of more than 5 committees across all the companies in which he is a director as specified under SEBI LODR Regulations. Necessary disclosures regarding committee positions have been made by the directors

b) Number of Board meetings held and their dates:

Six meetings of the Board of directors were held during the financial year 2017-18 on May 26, 2017, August 10, 2017, September 8, 2017, September 21, 2017, December 13, 2017 & February 12, 2018.

SI. No	Date of Board meeting	No of directors entitled to attend	No of directors attended
1	May 26, 2017	12	10
2	August 10, 2017	11	7
3	September 8, 2017	11	9
4	September 21, 2017	11	9
5	December 13, 2017	11	9
6	February 12, 2018	11	11

The quorum was present for all the meetings. The maximum interval between any two meetings did not exceed one hundred and twenty days.

c) Category, attendance, directorships, membership, chairmanship of directors of your company during the financial year ended March 31, 2018;

Name of the Director	Designation	Attendance		Directorships/Committee Memberships@		
		Attendance of each director	Attendance at the previous AGM attended (Yes/No)	Directorships in Public companies Committee	Membership Committee	Chairmanship
Mr. Vijay R Kirloskar*	Executive -Chairman	6	Yes	5	1	0
Mr. S.N. Agarwal	Non Executive-Independent Director	5	Yes	7	3	0
Mr. Sarosh J Ghandy	Non Executive-Independent Director	4	Yes	3	1	0
Mr. Anil Kumar Bhandari	Non Executive-Independent Director	6	Yes	3	2	2
Mr. V.P. Mahendra	Non Executive-Independent Director	5	Yes	3	2	0
Mr. Kamlesh Gandhi	Non Executive-Independent Director	6	Yes	5	1	2
Mr. K Ganesh	Nominee Director	2	No	1	0	0
Dr. Ashok Misra	Non Executive-Independent Director	3	No	3	3	0
Mrs. Meena Kirloskar	Non Executive-Non Independent Director	5	Yes	1	0	0
Mr. Shyamanta Bardoloi	Non Executive-Non Independent Director	6	Yes	1	0	0
Mr. Anand B Hunnur\$	Managing Director	6	Yes	1	0	0
Mr. Vinayak N Bapat#	Managing Director	1	N/A	1	0	0

@ excludes Private Limited companies, foreign companies and companies covered under section 8 of the Companies Act, 2013.

* Mr. Vijay R Kirloskar (DIN: 00031253) is director of Kirloskar Power Build Gears Limited which is under Liquidation.

\$ Mr. Anand B Hunnur (DIN: 06650798) has been appointed as Managing Director of the company with effect from May 26, 2017.

Mr. Vinayak N Bapat (DIN: 06936639) has resigned from the position of Managing Director effective from August 11, 2017.

As per regulation 26 of SEBI (Listing Obligations and Disclosure Requirements) Regulations, 2015, membership/ chairmanship of audit committee and stakeholders' relationship committee in all Indian Public limited Companies are considered and, accordingly, reported. Further, none of the directors of the company hold membership of more than 10 committees, nor any director is the Chairman of more than 5 committees across all companies where he / she holds directorships.

d) Disclosure of relationships between directors inter-se:

As per the information available with the company, none of the directors were related inter se except for Mr. Vijay R Kirloskar (DIN: 00031253) and Mrs. Meena Kirloskar (DIN: 00286774).

SEVENTY FIRST ANNUAL REPORT 2017-18

e) Shareholding of non-executive directors as at March 31, 2018:

Name of the director	Number of Equity Shares
Mrs. Meena Kirloskar	184,514
Mr. Vellore Padmanaban Mahendra	2,533
Mr. Sarosh Ghandy	615
Mr. Anil Kumar Bhandari	500
Mr. Kamlesh Gandhi	500
Mr. Satyanarayana Agarwal	500
Mr. K Ganesh	500
Dr. Ashok Misra	Nil
Mr. Shyamanta Bardoloi	Nil

- f) None of the non executive independent directors have any pecuniary relationship or transaction with the company.
- g) Necessary information as required under schedule – II of listing regulations, as amended, have been placed before the meetings of the Board including the committees thereof.
- h) Details of Familiarization Programmes to Directors

During the financial year, senior management team made presentations to the directors giving an overview of the company's operations, functions, strategies and risk management plans of the company. The details of the familiarization programs are available on the website of the company at: <http://www.kirloskar-electric.com/investors/investors-information/policies.html>.

- i) Board Evaluation: The company believes that it is the effectiveness of the Board that contributes to the company's performance and long term growth. The criteria for Board evaluation contemplates evaluation of directors' performances based upon their performances as directors apart from their specific role as independent, non-executive and executive directors.

The criteria also specifies that the Board would evaluate each committee's performance based on the mandate on which the committee has been constituted and the contributions made by each member of the said committee in effective discharge of their responsibilities.

- a. The Board of directors at its meeting held on February 12, 2018 evaluated the performance of independent directors of the company. Those directors who were subject to evaluation did not participate at the meeting. For the purpose, a comprehensive questionnaire was provided to each Board member. Each and every member except the director being evaluated, participated, discussed and filled in the questionnaire and provided their feedback. The results were thereafter compiled and noted.
- b. Pursuant to applicable regulations of SEBI (Listing Obligations & Disclosure Requirements) Regulations, 2015, (hereinafter referred as "SEBI LODR") the Nomination & Remuneration committee carried out evaluation of every director's performance. A comprehensive questionnaire was provided to each committee member for evaluation of every director's performance. Each member of the committee was requested to fill in the questionnaire and provide their feedback. The committee thereafter discussed and completed the evaluation process.
- c. A separate meeting of independent directors was also held on February 12, 2018 to evaluate the performance of the non independent directors, the performance of the Chairman, the Board of director and its committees. A comprehensive questionnaire was shared with each member to carry out the evaluation process. The directors filled the questionnaire and provided their feedback.

The evaluation process contained the following;

1. Performance of the Board as a whole & its committees;
2. Performance of the Chairman and the executive directors, namely, Mr. Vijay R Kirloskar (DIN: 00031253), Executive Chairman & Mr. Anand B Hunnur (DIN: 06650798), Managing Director;
3. Performance of non-executive non independent directors, namely, Mr. K Ganesh (DIN: 05160176), Nominee Director; Mrs. Meena Kirloskar (DIN: 00286774), Director & Mr. Shyamanta Bardoloi (DIN: 01720375), Director;

Based on the review and consideration of the company's progress and performance during the year, the independent directors recorded the contributions made by the non independent directors.

The directors also reviewed the performance of the chairman after taking into account the views of executive and non-executive directors. The independent directors placed on record their appreciation of the leadership of the Chairman.

The independent directors further assessed the quality, quantity and timeliness of flow of information between the company and the management and the Board to effectively discharge their responsibilities and to perform their duties. They expressed their satisfaction on flow of information.

The independent directors acknowledged the fact that the Board was well informed of the company's activities. That had enabled the board to understand all the aspects of the company and had helped them to take decisions effectively.

i) Other Information:

Information flow to the members of the Board of directors:

Board is provided with all information concerning the agenda items for the meetings. Company's annual strategic plans and annual operating plans are also presented before the meetings seeking their inputs. Company's quarterly financial results and annual financial results are first presented to the Audit Committee and, subsequently, to the Board of directors for their approval. Agenda and notes on agenda are circulated among the members of the Board in advance of the meetings in accordance with the secretarial standards. The meetings facilitate directors to get insights on the affairs of the company and get their inputs and suggestions on strategic and operational matters of the company.

COMMITTEES OF BOARD

Our Board has constituted sub-committees to focus on specific areas and take informed decisions within the limits of authority delegated to each of the committees. Each committee of the Board is guided by its Charter, which defines the scope, powers and composition of the committee. All the decisions and recommendations of the committees are placed before the Board for information or approval.

As at March 31, 2018, your company has the following sub-committees of the Board;

3. Audit Committee:

Audit Committee as on March 31, 2018 comprised of five independent directors

Terms of reference of the audit committee cover the matters specified for audit committee under listing regulations and provisions of Section 177 of the Companies Act, 2013.

All the members of the committee are financially liberate. The composition of the committee is in conformity with the requirements of listing regulations and the provisions of section 177 of the Companies Act, 2013.

During the financial year 2017-18, the committee met five times on the May 26, 2017, August 10, 2017, September 8, 2017, December 13, 2017 & February 12, 2018.

Composition and attendance of each member were as follows:

Name	Category	Meetings	
		Held during the tenure	Attended
Mr. Kamlesh Gandhi	Chairman	5	5
Mr. S. N. Agarwal	Member	5	4
Mr. Anil Kumar Bhandari	Member	5	5
Mr. Sarosh J Ghandy	Member	5	3
Mr. V.P. Mahendra	Member	5	4

The meetings of the committee were held at the corporate office and were attended by the Executive Chairman, Managing Director and Chief Financial Officer of the company, representatives from the auditors. The company secretary was the secretary to the committee.

4. Nomination and Remuneration Committee:

The committee comprised of four members as on March 31, 2018 all of whom are non executive directors. The committee met three times during the year on May 26, 2017, August 10, 2017 & on February 12, 2018.

Composition and attendance of each member were as follows:

Name	Category	Meetings	
		Held during the tenure	Attended
Mr. S.N. Agarwal	Chairman	3	3
Mr. Anil Kumar Bhandari	Member	3	3
Mr. Sarosh J Ghandy	Member	3	1
Mrs. Meena Kirloskar	Member	3	3

Terms of reference of the committee cover all matters specified for Nomination and Remuneration committee under the provisions of Section 178 of the Companies Act, 2013 and the listing regulations.

SEVENTY FIRST ANNUAL REPORT 2017-18

Remuneration of directors:

The details of the policy is disclosed in the **Annexure VI** which forms part of Board's Report

Details of remuneration paid to the directors for the financial year 2017-18 and their shareholding as on March 31, 2018:

Name	Designation	Salary	Perquisites and allowances	Total Remuneration	Shareholding- No of equity shares
		₹	₹	₹	₹
Mr. Vijay R Kirloskar	Executive Chairman	8,400,000/-*	8,400,000 /-	16,800,000/-	11,840,618
Mr. Vinayak N Bapat	Managing Director	3,385,308 /- \$	419,031 /-	3,804,339 /-	Nil
Mr. Anand B Hunnur	Managing Director	5,936,499/-	584,999/-	6,521,498/-	1,208

*Excludes arrear of ₹ 42,00,000/- paid during current year, pertaining to previous year 2016-17.

\$ The remuneration excludes taxable value of SAF portion paid in the year.

5. Stakeholder Relationship Committee:

The Stakeholder Relationship Committee consists of three directors. Mr. Anil Kumar Bhandari (DIN: 00031194) is the Chairman of the committee, Mr. Vijay R Kirloskar (DIN: 00031253) and Mr. V.P Mahendra (DIN: 00033270), are members of the committee.

There was no meeting during the year. However, resolution was passed by circulation on July 11, 2017 with regard to approval for the issue of duplicate share certificates.

Ms. K S Swapna Latha, Sr. General Manager - Legal & Company Secretary, is the Compliance Officer of the company.

Number of shareholders complaints, complaints resolved to the satisfaction of shareholders and number of pending complaints

Shareholders' complaints are taken up with high priority and it is the company's policy that investors' complaints are attended with utmost priority and resolved expeditiously.

A statement of the investor complaints for the financial year 2017-18 is given below:

Sl. No.	Particulars	No. of Complaints
1	Investor complaints pending at the beginning of the year	Nil
2	Investor complaints received during the year	3
3	Investor complaints disposed off / resolved during the year	3
4	Investor complaints remaining unresolved at the end of the year	Nil

6. General Meetings

a) Location, time and special resolution for the last three AGMs:

	2014-15	2015-16	2016-17
Date, Venue and Time	28th September, 2015 G.M. Rejoyz #158, 8th main, 8th Cross, Malleswaram, Bangalore - 560 003 10.00 A.M	26 th September, 2016 Vivanta by TAJ, 2275, Tumkur Road, Yeshwantpur, Bengaluru 560 022 10.00 A.M	21 st September 2017 Hotel Royal Orchid, #1, Golf Avenue, Adjoining KGA Golf Course, HAL Airport Road, Kodihalli, Bangalore 560 008 10.00 A.M
Special Resolution Passed	1. Revision of remuneration of Mr. Vijay R Kirloskar, Executive Chairman of the Company for a period of 2 (Two) years with effect from July 01, 2015 2. Revision of remuneration of Mr. Vinayak N Bapat, Managing Director of the Company with effect from July 01, 2015 3. Revision of the remuneration of Mr. Anand B Hunnur, Director-Sales of the Company with effect from July 01, 2015 4. Approval for Employees Stock Option Scheme 5. To Raise Funds on Private Placement Basis 6. Alteration of Memorandum of Association 7. Alteration of Articles of Association	No special resolution was passed	1. Revision in the remuneration payable to Mr. Vijay R Kirloskar, Executive Chairman 2. Reappointment of Mr. Vijay R Kirloskar as Executive Chairman 3. Appointment of Mr. Anand B. Hunnur as Managing Director 4. Revision in the remuneration payable to Mr. Vinayak N Bapat, Managing Director:

b) Location, time and special resolution of the extraordinary general meeting of the company (EGM) held during the financial year 2017-18:

No EGM was held during the financial year 2017-18

c) No Postal Ballot was conducted during the financial year 2017-18

7. Means of communication:

a) The company has been regularly publishing audited / un-audited results in leading newspapers, immediately after the same is approved by the Board. The results are also posted on the company's website.

b) News paper wherein results normally published: The quarterly results are normally published in the all India edition of Business Standard and Bangalore edition of Kannada Prabha.

c) The quarterly results and other information relating to the company are posted on the company's website www.kirloskar-electric.com

d) There was no official news releases:

e) No presentation was made to institutional investors or to the analysts during the year 2017-18.

f) Email ID for registering complaints by investors: investors@kirloskarelectric.com.

8. General shareholder information:

(a) *Date, Time and Venue of Annual General Meeting:*

The 71st Annual General Meeting of the company will be held on Friday 21st day, of September, 2018 at Hotel Royal Orchid, #1, Golf Avenue, Adjoining KGA Golf Course, HAL Airport Road, Kodihalli, Bangalore 56008 at 10.00 A.M.

(b) *Financial Year:*

The company's financial year starts on 1st April and ends on 31st March.

(c) *Dividend payment date:*

The Board of directors has not recommended any dividend for the financial year ended March 31, 2018.

(d) *Stock Exchanges*

The company's Equity Shares are listed on the following stock exchanges and the company has paid the appropriate listing fees for the financial year 2017-18 and 2018-19;

1. National Stock Exchange of India Limited

Exchange Plaza, C-1, Block G, Bandra Kurla Complex,
Bandra (E), Mumbai – 400 051

2. Bombay Stock Exchange Limited

Phiroze Jeejeebhoy Towers, Dalal Street, Mumbai- 400001

(e) *Stock Code:*

The Stock/Scrip code of the above mentioned stock exchange(s) are as mentioned below;

1. Bombay Stock Exchange Ltd – 533193
2. National Stock Exchange of India Ltd – KECL

(f) *Market Price Data:*

During the year under review, the shares of the company were traded at Bombay Stock Exchange Ltd and National Stock Exchange of India Ltd. The prices at Bombay Stock Exchange and at National Stock Exchange were as follows:

Month	KEC on BSE			KEC on NSE		
	High (₹)	Low (₹)	Volume (No's)	High (₹)	Low (₹)	Volume (No's)
April 2017	44.75	43.35	1,351,518	44.75	40.40	5,173,889
May 2017	51.95	41.10	2,726,794	51.90	41.00	10,623,936
June 2017	44.60	39.90	974,937	44.50	39.65	3,377,649
July 2017	56.95	40.70	6,157,202	56.90	40.75	19,027,797
August 2017	55.00	44.05	2,244,895	53.50	44.10	6,878,634
September 2017	55.00	42.50	2,754,022	54.95	42.60	8,461,783
October 2017	49.85	43.40	1,236,080	49.75	43.20	4,431,050
November 2017	48.20	42.50	910,592	47.95	42.60	2,703,774
December 2017	49.10	42.00	2,679,140	49.00	41.50	9,065,813
January 2018	52.30	42.05	3,723,232	52.40	41.80	11,799,795
February 2018	44.10	36.50	760,420	44.00	36.10	3,093,165
March 2018	38.90	27.80	796,650	38.90	27.50	2,581,100

Source: The foregoing information is compiled from the data available from the BSE Ltd and National Stock Exchange of India Ltd.

SEVENTY FIRST ANNUAL REPORT 2017-18

(g) performance in comparison to broad-based indices such as BSE Sensex, CRISIL Index etc:

Month	BSE		NSE	
	KEC's Closing Price (in ₹)	Sensex Closing	KEC's Closing Price (in ₹)	Nifty Closing
April 2017	42.00	29,918.40	42.00	9,304.05
May 2017	42.85	31,145.80	42.75	9,621.25
June 2017	41.10	30,921.61	41.30	9,520.90
July 2017	55.15	32,514.94	54.55	10,077.10
August 2017	48.35	31,730.49	48.45	9,917.90
September 2017	44.85	31,283.72	44.85	9,788.60
October 2017	46.60	33,213.13	46.75	10,335.30
November 2017	43.65	33,149.35	43.50	10,226.55
December 2017	46.55	34,056.83	46.65	10,530.70
January 2018	42.75	35,965.02	42.75	11,027.70
February 2018	37.10	34,184.04	37.15	10,492.85
March 2018	28.25	32,968.68	28.15	10,113.70

(h) The securities of the company were traded throughout the year and there was no notice of suspension from trading from any exchange.

(i) Registrar and Share Transfer Agents:

M/s. Integrated Registry Management Services Private Limited, #30, Ramana Residency, 4th Cross, Sampige Road, Malleswaram, Bangalore 560 003. Telephone No's: 23460815, 23460816, 23460817 and 2346081 Fax No. 23460819, Website: www.123alpha.com, Contact Person: Mr. Manjunath, Senior Manager.

(j) Share Transfer System:

The company's shares are compulsorily traded in DEMAT form. The ISIN allotted to Kirloskar Electric Company Limited is: ISIN:-INE134B01017. Investors are required to establish an account with a Depository Participant to hold and trade the Shares in the dematerialized form.

The investors/members are requested to note that physical documents viz., DEMAT Request Forms (DRF), Share Certificates etc should be sent by their DP's directly to the Transfer Agents of the company. Investors/members who purchase/acquire shares of the company in the physical form should similarly send the physical documents, viz., transfer deeds, share certificates etc to the transfer agents of the company.

There were three (03) complaints from investors during the year which has been resolved and no complaints were pending as on March 31, 2018. The details of investors' complaints received during the year 2017-18 have already been shared in the Boards' Report.

(k) There were no outstanding GDRs/ADRs/Warrants or any other convertible instruments.

(l) Plant locations

Details of addresses of plant locations are mentioned on page no. 3 of the Annual Report.

(m) Address for correspondence:

The Compliance Officer
Kirloskar Electric Company Ltd.
Post Box No. 5555, Malleswaram West, Bangalore 560 055
Telephone: 080 – 23374865; Fax: 080 – 23377706
Email: investors@kirloskarelectric.com
Web Site Address – www.kirloskar-electric.com

(n) Distribution of shareholding as on March 31, 2018:

Shareholding Range	No. of share holders in DEMAT Form	No. of share	No. of share holders in Physical Form	No. of Shares	Total No. of share holders	%	No. of shares	% of share holdings
1 - 500	25,555	4,308,829	20,952	882,186	46,507	85.10	5,191,015	7.82
501 - 1000	3,758	3,206,119	231	168,394	3,989	7.30	3,374,513	5.08
1,001 – 2000	1,928	3,055,541	122	168,603	2,050	3.75	3,224,144	4.85
2,001 – 3000	684	1,786,850	32	79,647	716	1.31	1,866,497	2.81
3,001 – 4000	284	1,037,933	17	58,754	301	0.55	1,096,687	1.65
4,001 – 5000	358	1,719,510	11	47,792	369	0.68	1,767,302	2.66
5,001 - 10000	396	2,922,641	11	77,926	407	0.74	3,000,567	4.52
10001 & above	307	44,843,986	4	2,049,360	311	0.57	46,893,346	70.61
Total	33,270	62,881,409	21,380	3,532,662	54,650	100.00	66,414,071	100.00

(o) Shareholding pattern as on March 31, 2018:

Category	No. of Shareholders	No of shares held	% of Shareholding
Promoters	10	32,827,027	49.43
Banks, financial institutions,	25	409,380	0.62
Insurance Companies	4	3,240,824	4.88
Private Corporate Bodies	457	2,489,392	3.75
NBFCs registered with RBI	2	950	0.00
Indian Public	53,908	24,007,805	36.15
Foreign Institutional Investors	4	520,644	0.78
NRIs / OCBs	11	1,699	0.00
Clearing Members	226	1,020,016	1.54
Trusts	1	58	0.00
Overseas corporate bodies	1	1,896,044	2.85
Enemy Property	1	232	0.00
Total	54,650	66,414,071	100

(p) Dematerialization of shares and liquidity:

The paid up equity capital of the company as on March 31, 2018 was ₹ 664,140,710/- (66,414,071 Shares of ₹ 10/- each). As on March 31, 2018, 62,881,409 Equity Shares representing 94.69% of the Equity Capital were held in dematerialized form

The company has arrangement with National Securities Depository Limited (NSDL) and Central Depository Services (India) Limited (CDSL) to facilitate holding of the Shares in electronic form. Nearly 94.69% of the Company's Shares are held in electronic form. The company's Equity Shares are traded on Bombay Stock Exchange Limited and National Stock Exchange of India Limited.

Other disclosures:

(a) Related party transactions

The Policy on the related party transaction is available on the company's website and the link is provided hereunder; <http://www.kirloskar-electric.com/investors/investors-information/policies.html>

(b) Details of non-compliance

During the previous three years, there were no strictures or penalties imposed by either SEBI or the Stock Exchanges or any statutory authority for non-compliance of any matter related to the capital markets.

(c) Whistle Blower Policy

The company has established a mechanism for the employees to report to the management concerns about unethical behavior, actual or suspected fraud or violation of the company's code of conduct or ethics. This mechanism will also provide for adequate safeguards against victimization of employees who avail of the mechanism and also provide for direct access to the Chairman of the Audit committee in exceptional cases.

(d) The policy for determining material subsidiaries has been disclosed on the website and the link is provided hereunder <http://www.kirloskar-electric.com/investors/investors-information/policies.html>

Annexure

Declaration signed by the chief executive officer stating that the members of Board of directors and senior management personnel have affirmed compliance with the Code of Conduct of Board of directors and senior management.

The Board has laid down a Code of Conduct for Board of directors and senior managers and the same is posted on the website of the company.

It is confirmed that all the Board members and senior managers have affirmed compliance with the Code of Conduct of the company, for the year 2017-18.

For and on behalf of the Board of Directors

Kirloskar Electric Company Limited

Anand B Hunnur

Managing Director

DIN: 06650798

Place: Hubli

Date: 08.08.2018

CERTIFICATE ON CORPORATE GOVERNANCE

To
Members of Kirloskar Electric Company Limited,
Bangalore.

1. This certificate is issued in accordance with the terms of our engagement letter dated August 10, 2017.
2. We, Swaroop, Ravishankar and Associates, Company Secretaries, Secretarial Auditors of Kirloskar Electric Company Limited ("the company") CIN: L31100KA1946PLC000415, have examined the compliance of the conditions of Corporate Governance by the company, for the year ended on 31 March 2018, as stipulated in regulations 17 to 27 and clauses (b) to (i) of regulation 46(2) and para C and D of Schedule V of the SEBI (Listing Obligations and Disclosure Requirements) Regulations, 2015 (the Listing Regulations).

Managements' Responsibility

3. The compliance of conditions of Corporate Governance is the responsibility of the Management. This responsibility includes the design, implementation and maintenance of internal control and procedures to ensure the compliance with the conditions of the Corporate Governance stipulated in Listing Regulations.

Auditor's Responsibility

4. Our responsibility is limited to examining the procedures and implementation thereof, adopted by the company for ensuring compliance with the conditions of the Corporate Governance. It is neither an audit nor an expression of opinion on the financial statements of the company.
5. We have examined the books of account and other relevant records and documents maintained by the company for the purposes of providing reasonable assurance on the compliance with Corporate Governance requirements by the company.

Opinion

6. Based on our examination of the relevant records and according to the information and explanations provided to us and the representations provided by the Management, we certify that the company has complied with the conditions of Corporate Governance as stipulated in regulations 17 to 27 and clauses (b) to (i) of regulation 46(2) and para C and D of Schedule V of the Listing Regulations during the year ended March 31, 2018.
7. We state that such compliance is neither an assurance as to the future viability of the company nor the efficiency or effectiveness with which the Management has conducted the affairs of the company.

For **Swaroop, Ravishankar & Associates**
Company Secretaries

Swaroop S
Partner
FCS: 8977
CP No: 9997

SEVENTY FIRST ANNUAL REPORT 2017-18

INDEPENDENT AUDITORS' REPORT TO THE MEMBERS OF KIRLOSKAR ELECTRIC COMPANY LIMITED, BANGALORE

Report on the Standalone Ind AS financial statements

We have audited the accompanying Standalone Ind AS financial statements of Kirloskar Electric Company Limited ("the Company"), which comprise the Balance Sheet as at March 31, 2018, the Statement of Profit and Loss (including Other Comprehensive Income), the Statement of Cash Flows and the Statement of Changes in Equity for the year then ended and a summary of significant accounting policies and other explanatory information for the year then ended, in which are incorporated the Returns audited by the branch auditors M/s Sundar & Associates, Chartered Accountants of the Kuala Lumpur office of the Company in Malaysia (hereinafter referred to as 'Standalone Ind AS financial statements').

Management's Responsibility for the Standalone Ind AS financial statements

The Company's Board of Directors is responsible for the matters stated in section 134(5) of the Companies Act, 2013 ("the Act") with respect to the preparation of these Standalone Ind AS financial statements that give a true and fair view of the financial position, financial performance including other comprehensive income, cash flows and changes in equity of the Company in accordance with the accounting principles generally accepted in India, including the Indian Accounting Standards (Ind AS) specified under section 133 of the Act, read with relevant rules thereunder. This responsibility also includes maintenance of adequate accounting records in accordance with the provisions of the Act for safeguarding the assets of the Company and for preventing and detecting frauds and other irregularities; selection and application of appropriate accounting policies; making judgements and estimates that are reasonable and prudent; and design, implementation and maintenance of adequate internal financial controls, that were operating effectively for ensuring the accuracy and completeness of the accounting records, relevant to the preparation and presentation of the Standalone Ind AS financial statements that give a true and fair view and are free from material misstatement, whether due to fraud or error.

Auditors' Responsibility

Our responsibility is to express an opinion on these Standalone Ind AS financial statements based on our audit. We have taken into account the provisions of the Act, the accounting and auditing standards and matters which are required to be included in the audit report under the provisions of the Act and the rules made thereunder. We conducted our audit in accordance with the Standards on Auditing specified under section 143(10) of the Act. Those Standards require that we comply with the ethical requirements and plan and perform the audit to obtain reasonable assurance about whether the Standalone Ind AS financial statements are free from material misstatement. An audit involves performing procedures to obtain audit evidence about the amounts and the disclosures in the Standalone Ind AS financial statements. The procedures selected depend on the auditor's judgment, including the assessment of the risks of material misstatement of the Standalone Ind AS financial statements, whether due to fraud or error. In making those risk assessments, the auditor considers internal financial control relevant to the Company's preparation of the Standalone Ind AS financial statements that give a true and fair view in order to design audit procedures that are appropriate in the circumstances. An audit also includes evaluating the appropriateness of the accounting policies used and the reasonableness of the accounting estimates made by the Company's Directors, as well as evaluating the overall presentation of the Standalone Ind AS financial statements. We believe that the audit evidence we have obtained is sufficient and appropriate to provide a basis for our qualified audit opinion on the Standalone Ind AS financial statements.

Basis for Qualified Opinion

Attention of the Members is invited to note 37(20) to the Standalone Ind AS financial statements regarding the amounts due to the Company from certain subsidiaries towards part consideration receivable on sale/assignment of certain immovable properties, receivables, interest charged and expenses reimbursed. We have relied on the management's representations that it is confident of realization of amounts due to the said subsidiaries aggregating to ₹ 14,516.72 lakhs (₹ 13,504.63 lakhs as at March 31, 2017) against which provision is recognized for an amount of ₹ 2,970.77 lakhs. Pending disposals/realization of assets by the subsidiaries, shortfall in realization of the amount outstanding (net of provision), if any, could not be ascertained.

Qualified Opinion

In our opinion and to the best of our information and according to the explanations given to us, except for the effects of the matter described in the Basis for Qualified Opinion paragraph above, the aforesaid Standalone Ind AS financial statements give the information required by the Act in the manner so required and give a true and fair view in conformity with the accounting principles generally accepted in India, of the state of affairs of the Company as at March 31, 2018, and its loss including other comprehensive income, its cash flows and the changes in equity for the year ended on that date.

Other Matters

We did not audit the financial statements/information of one branch, the Kuala Lumpur office of the Company, included in the Standalone Ind AS financial statements of the Company whose financial statements reflect total assets of ₹ 188 lakhs as at March 31, 2018 and total revenues of ₹ 1 lakh for the year ended on that date, as considered in the Standalone Ind AS financial statements. The financial statements of the said office have been audited by the branch auditors (M/s Sundar & Associates, Chartered Accountants) whose report has been furnished to us, and our opinion in so far as it relates to the amounts and disclosures included in respect of these branches, is based solely on the report of such branch auditors. Our report is not qualified in respect of this matter.

Emphasis of Matter:

- (a) Attention of the members is invited to note 37(21) of the financial statements, where in the directors have detailed the reasons for preparing these Standalone Ind AS financial statements on a going concern basis, though the Company/Group (consisting of the Company, its subsidiaries and associate) have incurred losses and their networth (after excluding revaluation reserve) has been eroded. There are certain overdue payments to creditors and banks. The appropriateness of the said basis is subject to the Company adhering to the restructuring plan and infusion of requisite funds with its attendant uncertainties. We have relied on the representations made to us by the Company.
- (b) Attention of the members is invited to note 37(1a)(vii) of the Standalone Ind AS financial statements which sets out that the Company has filed Special Leave Petition in respect of demands of resale tax and sales tax penalty of ₹ 527 lakhs and ₹ 362 lakhs respectively before the Honourable Supreme Court of India. Management has represented to us that it is not probable that there will be an outflow of economic benefits and hence no provision is required to be recognized in this regard. We have relied on this representation.

Report on Other Legal and Regulatory Requirements:

1. As required by the Companies (Auditor's Report) Order, 2016 ("the Order"), issued by the Central Government of India in terms of sub-section (11) of section 143 of the Act, we give in the "Annexure A" a statement on the matters specified in paragraphs 3 and 4 of the Order to the extent applicable.
2. As required by the section 143(3) of the Act, we report that:
 - a. We have sought and obtained all the information and explanations which to the best of our knowledge and belief were necessary for the purpose of our audit.
 - b. In our opinion, proper books of account as required by law have been kept by the Company so far as it appears from our examination of those books and proper returns adequate for the purposes of our audit have been received from the branches not visited by us.
 - c. The report on the accounts of the Kuala Lumpur office in Malaysia of the Company audited under Section 143 (8) of the Act by branch auditors have been forwarded to us and have been duly dealt with by us while preparing this report.
 - d. The Balance Sheet, the Statement of Profit and Loss, the Statement of Cash Flows and the Statement of Changes in Equity dealt with by this report are in agreement with the books of account and with the returns received from the branches not visited by us.
 - e. In our opinion, the aforesaid Standalone Ind AS financial statements comply with the Indian Accounting Standards specified under section 133 of the Act, read with relevant rules thereunder.
 - f. On the basis of the written representations received from the directors as on March 31, 2018 taken on the record by the Board of Directors, none of the directors is disqualified as on that date from being appointed as a director in terms of section 164(2) of the Act.
 - g. With respect to the adequacy of the internal financial controls over financial reporting of the Company and the operating effectiveness of such controls, refer to our separate report in "Annexure B".
 - h. With respect to other matters to be included in the Auditors report in accordance with rule 11 of the Companies (Audit and Auditors) Rules, 2014 as amended, in our opinion and to the best of our information and according to the explanations given to us,
 - i. The Company has disclosed the impact of pending litigations on its financial position in its financial statements – Refer Note 37(1a) to the financial statements.
 - ii. The Company did not have any long-term contracts and has not entered into any derivative contracts. Accordingly no provision is required to be recognised in respect of material foreseeable losses under applicable laws or accounting standards.
 - iii. There were no amounts which were required to be transferred to the Investor Education and Protection Fund by the Company.

for **Ashok Kumar, Prabhashankar & Co.**,
Chartered Accountants
Firm Regn. No. 004982S
A. Umesh Patwardhan
Partner
M. No. 222945

Date: May 28, 2018
Place: Bengaluru

ANNEXURE 'A' TO THE INDEPENDENT AUDITORS' REPORT

1.
 - a. The Company has maintained proper records showing full particulars including quantitative details and situation of Property, plant and equipment (PPE). However comprehensive description of assets and their current location need to be updated in the asset records.
 - b. Management has physically verified these PPE in various units as per a phased program of physical verification, which is at reasonable intervals. The discrepancies noticed on such verification were not material however the same has been properly dealt with in the books of account.
 - c. According to the information and explanation given to us and as represented to us by the company, the title deeds of Immoveable properties are held in the name of the Company.
2. The Company has a program of physical verification of inventory which is conducted at reasonable intervals by the management. Certain mistakes noticed in the inventory records have been corrected to the extent identified based on physical verification taken from time to time. The Company is in the process of identifying and analysing the differences adjusted/to be adjusted in the books of account on a comprehensive basis as reported in note 37(7) of the financial statements and consequently we are not in a position to comment on the extent of discrepancies and any further adjustments required in the books of account.
3. The Company has not granted any loans to companies, firms, Limited liability Partnerships or other parties covered in the register maintained under section 189 of the Companies Act, 2013. For this purpose, we have relied on the representations of the management that monies due from parties referred to in note 37(9) to the financial statements are advances and not in the nature of loans.
4. In our opinion and according to the information and explanations given to us, the company has not granted any loans or provided any guarantees or security to the parties covered under section 185 of the Companies Act, 2013. In our opinion and according to the information and explanations given to us, the company has complied with the provisions of section 186 of the Companies Act, 2013 in respect of investments made or guarantees given to the wholly owned subsidiaries covered under section 186 of the Companies Act, 2013. There were no loans given nor securities provided to wholly owned subsidiaries covered under section 186 of the Companies Act, 2013.
5. In our opinion and according to the information and explanations given to us, the Company has complied with the directives issued by the Reserve Bank of India and the provisions of sections 73 to 76 of the Companies Act, 2013 or any other relevant provisions of the said Act and the rules framed there under, with regard to deposits accepted from the public. There were no delays in repayment of deposits during the financial year ended March 31, 2018 and the management has represented to us that there are no deposits unpaid as laid down in section 74 and other relevant provisions of the Companies Act, 2013. Further and according to the Company no order has been passed by the Company Law Board or National Company Law Tribunal or Reserve Bank of India or any Court or any other Tribunal.
6. We have broadly reviewed the books of account maintained by the Company pursuant to the Rules made by the Central Government for the maintenance of cost records under sub-section (1) of section 148 of the Act and read with paragraph 2 above regarding inventory records, we are of the opinion that prima facie the prescribed accounts and records have been made and maintained.
7.
 - a. The Company has been regular in depositing undisputed statutory dues including provident fund, employees' state insurance, income-tax, sales-tax, service tax, duty of customs, duty of excise, value added tax, cess and any other statutory dues barring delays in few cases in certain months in respect of provident fund and excise duty. According to the information and explanations given to us, there are no undisputed amounts payable in respect of above mentioned statutory dues which were in arrears, as at March 31, 2018 for a period of more than six months from the date they became payable except in respect of dues of excise duty amounting to ₹ 342.49 lakhs payable for December 2016, March 2017 to May 2017.
 - b. According to the information and explanations given to us, the following dues of Sales Tax, Income Tax, Excise Duty, Value Added Tax, Service Tax and Cess had not been deposited as at March 31, 2018 with the relevant authorities on account of disputes.

(₹ In Lakhs)

Name of the statute	Nature of the dues	Amount (Rs in Lakhs.)	Period to which the amount relates	Forum where dispute is pending
Karnataka Sales Tax Act, 1957	Resale tax demanded	527.07	2003 – 2005	Supreme Court
Karnataka Value Added Tax Act, 2003	VAT penalty demanded	362.18	2005 – 2008	Supreme Court
Karnataka Value Added Tax Act, 2003	VAT demanded	88.59	2006 – 2007 to 2014-15	Joint Commissioner of Commercial Tax (Appeals)
The Central Excise, 1944	Cenvat availment	76.02	January, 2018 to April 2010, October 2008 to April 2010, September 2010 to March 2011	Commissioner of Central Excise (Appeals)
The Central Sales Tax Act, 1956 & The Bombay Sales Tax Act, 1959	Sales tax demand	1,823.25	1999 – 2000, 2005-2006, 2007-2008 and 2008-2009, 2011-12, 2012-13	Joint Commissioner of Commercial Taxes
The West Bengal Sales Tax Act	Sales Tax demand	73.47	2011-12, 2012-13, 2013-14 & 2014-15	Commercial Taxes Appellate board and Senior joint commissioner Central Audit Unit-1 Kolkata

8. In our opinion and according to the information and explanations given to us, the Company has not defaulted in repayment of loans or borrowings to banks except for the following instances of delay/default in repayment of principal amount and interest in the below table. There are no loans taken from financial institution, Government or dues to debenture holders by the Company.

(₹ In Lakhs)

Lender's Name	As at March 31, 2018		Period of delay
	Principal	Interest	
BANK OF INDIA	14.02	2.39	Less than 90 days
BANK OF INDIA	30.06	19.03	Less than 90 days
AXIS BANK	2,540.00	280.65	Less than 180 days
AXIS BANK	21.14	5.38	Less than 180 days
AXIS BANK	42.96	27.90	Less than 180 days
CORPORATION BANK	2,234.00	25.55	Less than 90 days
STATE BANK OF INDIA	1.93	0.67	Less than 90 days
(STATE BANK OF HYDERABAD)	1.83	0.16	Less than 90 days
	3.99	2.73	Less than 90 days
STATE BANK OF INDIA	1.70	0.59	Less than 90 days
(STATE BANK OF MYSORE)	1.60	0.56	Less than 90 days
	5.16	3.49	Less than 90 days
STATE BANK OF INDIA	2.32	0.78	Less than 90 days
(STATE BANK OF TRAVANCORE)	2.85	0.31	Less than 90 days
	9.12	5.96	Less than 90 days

9. The company has not raised moneys by way of initial public offer or further public offer (including debt instruments) or fresh term loans from banks during the year.
10. According to the information and explanation given to us, there are no frauds reported by the Company or any fraud on the company by its officers or employees has been noticed or reported during the year.
11. According to the information and explanations given by the management, the managerial remuneration has been paid or provided in accordance with the requisite approvals mandated by the provisions of section 197 read with Schedule V to the Companies Act 2013.
12. The Company is not a Nidhi Company. Accordingly, the provisions of clause 11 of the said Order are not applicable.

SEVENTY FIRST ANNUAL REPORT 2017-18

13. In our opinion and according to the information and explanation given to us and as represented to us by the management, all transactions with the related parties are in compliance with section 177 and 188 of Companies Act, 2013 and the details have been disclosed in the Standalone Ind AS financial statements as required by the applicable accounting standards.
14. According to the information and explanations given to us and based on our examination of the records, the Company has not made any preferential allotment or private placement of shares or fully or partly convertible debentures during the year.
15. As represented to us by the management and according to the information and explanation given to us by the management, the Company has not entered into any non-cash transactions with directors or persons connected with him. Accordingly, the provisions of clause 15 of the said Order are not applicable.
16. According to the information and explanation given, the Company is not required to be registered under section 45-IA of the Reserve Bank of India Act, 1934. Accordingly the provisions of clause 16 of the Order is not applicable.

for **Ashok Kumar, Prabhashankar & Co.**,
Chartered Accountants
Firm Regn. No. 004982S
A. Umesh Patwardhan
Partner
M. No. 222945

Date: May 28, 2018
Place: Bengaluru

ANNEXURE-B TO THE INDEPENDENT AUDITORS' REPORT**Report on the Internal Financial Controls under Clause (i) of Sub-section 3 of Section 143 of the Companies Act, 2013 ("the Act")**

We have audited the internal financial controls over financial reporting of Kirloskar Electric Company Limited ("the Company") as of March 31, 2018 in conjunction with our audit of the Standalone Ind AS financial statements of the Company for the year ended on that date.

Management's Responsibility for Internal Financial Controls

The Company's management is responsible for establishing and maintaining internal financial controls based on "the internal control over financial reporting criteria established by the Company considering the essential components of internal control stated in the Guidance Note on Audit of Internal Financial Controls over Financial Reporting issued by the Institute of Chartered Accountants of India". These responsibilities include the design, implementation and maintenance of adequate internal financial controls that were operating effectively for ensuring the orderly and efficient conduct of its business, including adherence to company's policies, the safeguarding of its assets, the prevention and detection of frauds and errors, the accuracy and completeness of the accounting records, and the timely preparation of reliable financial information, as required under the Companies Act, 2013.

Auditors' Responsibility

Our responsibility is to express an opinion on the Company's internal financial controls over financial reporting based on our audit. We conducted our audit in accordance with the Guidance Note on Audit of Internal Financial Controls Over Financial Reporting (the "Guidance Note") and the Standards on Auditing, issued by ICAI and deemed to be prescribed under section 143(10) of the Companies Act, 2013, to the extent applicable to an audit of internal financial controls, both applicable to an audit of Internal Financial Controls and, both issued by the Institute of Chartered Accountants of India. Those Standards and the Guidance Note require that we comply with ethical requirements and plan and perform the audit to obtain reasonable assurance about whether adequate internal financial controls over financial reporting was established and maintained and if such controls operated effectively in all material respects.

Our audit involves performing procedures to obtain audit evidence about the adequacy of the internal financial controls system over financial reporting and their operating effectiveness. Our audit of internal financial controls over financial reporting included obtaining an understanding of internal financial controls over financial reporting, assessing the risk that a material weakness exists, and testing and evaluating the design and operating effectiveness of internal control based on the assessed risk. The procedures selected depend on the auditor's judgement, including the assessment of the risks of material misstatement of the Standalone Ind AS financial statements, whether due to fraud or error.

We believe that the audit evidence we have obtained is sufficient and appropriate to provide a basis for our audit opinion on the Company's internal financial controls system over financial reporting.

Meaning of Internal Financial Controls over Financial Reporting

A company's internal financial control over financial reporting is a process designed to provide reasonable assurance regarding the reliability of financial reporting and the preparation of financial statements for external purposes in accordance with generally accepted accounting principles. A company's internal financial control over financial reporting includes those policies and procedures that (1) pertain to the maintenance of records that, in reasonable detail, accurately and fairly reflect the transactions and dispositions of the assets of the company; (2) provide reasonable assurance that transactions are recorded as necessary to permit preparation of financial statements in accordance with generally accepted accounting principles, and that receipts and expenditures of the company are being made only in accordance with authorizations of management and directors of the company; and (3) provide reasonable assurance regarding prevention or timely detection of unauthorized acquisition, use, or disposition of the company's assets that could have a material effect on the Standalone Ind AS financial statements.

Inherent Limitations of Internal Financial Controls over Financial Reporting

Because of the inherent limitations of internal financial controls over financial reporting, including the possibility of collusion or improper management override of controls, material misstatements due to error or fraud may occur and not be detected. Also, projections of any evaluation of the internal financial controls over financial reporting to future periods are subject to the risk that the internal financial control over financial reporting may become inadequate because of changes in conditions, or that the degree of compliance with the policies or procedures may deteriorate.

Opinion

In our opinion, the Company has, in all material respects, an adequate internal financial controls system over financial reporting and such internal financial controls over financial reporting were operating effectively as at March 31, 2018, based on "the internal control over financial reporting criteria established by the Company considering the essential components of internal control stated in the Guidance Note on Audit of Internal Financial Controls Over Financial Reporting issued by the Institute of Chartered Accountants of India".

for **Ashok Kumar, Prabhaskar & Co.**,
Chartered Accountants
Firm Regn. No. 004982S
A. Umesh Patwardhan
Partner
M. No. 222945

Date: May 28, 2018
Place: Bengaluru

SEVENTY FIRST ANNUAL REPORT 2017-18

BALANCE SHEET AS AT MARCH 31, 2018

(₹ In Lakhs)

Particulars	Note No.	As at March 31,2018	As at March 31,2017	As at April 01,2016
I. ASSETS				
Non-current assets				
(a) Property, plant and equipment	3	39,829.52	40,773.35	39,782.66
(b) Capital work-in-progress	4	8.48	-	14.25
(c) Investment property	5	147.11	147.11	147.11
(d) Other intangible assets	6	11.33	20.29	53.52
(e) Financial assets				
(i) Investments	7	7,053.05	6,739.36	6,754.40
(ii) Trade receivables	8	706.38	404.35	75.58
(iii) Other financial assets	9	51.83	35.03	23.51
(f) Other non-current assets	10	12,442.46	12,818.07	10,515.53
Total non-current assets		60,250.16	60,937.56	57,366.56
Current assets				
(a) Inventories	11	5,473.14	7,563.73	9,711.15
(b) Financial assets				
(i) Trade receivables	12	3,935.59	11,298.07	9,527.11
(ii) Cash and cash equivalents	13(a)	1,153.67	1,181.36	1,917.33
(iii) Other Bank balances	13(b)	1,091.60	1,010.83	1,206.70
(c) Other current assets	14	4,030.22	5,317.19	5,609.33
Total current assets		15,684.22	26,371.18	27,971.62
TOTAL ASSETS		75,934.38	87,308.74	85,338.18
I. EQUITY AND LIABILITIES				
Equity				
(a) Share capital	15	6,641.41	6,641.41	6,391.78
(b) Other equity	16	13,675.84	21,244.50	19,094.82
TOTAL EQUITY		20,317.25	27,885.91	25,486.60
II. LIABILITIES				
Non-current liabilities				
(a) Financial liabilities				
(i) Borrowings	17	4,963.08	6,593.29	7,890.33
(ii) Other financial liabilities	18	1,256.14	1,637.96	1,634.49
(b) Provisions	19	1,858.62	1,903.19	1,677.55
(c) Deferred tax liabilities (net)	20	2,973.40	2,921.84	2,665.26
Total non current liabilities		11,051.24	13,056.28	13,867.63

KIRLOSKAR ELECTRIC COMPANY LTD

BALANCE SHEET AS AT MARCH 31, 2018

(₹ In Lakhs)

Particulars	Note No.	As at March 31,2018	As at March 31,2017	As at April 01,2016
Current liabilities				
(a) Financial liabilities				
(i) Borrowings	21	17,251.52	14,816.80	14,422.09
(ii) Trade payables				
(i) micro and small enterprises, and	22	108.58	122.36	80.83
(ii) other than micro and small enterprises	22	14,781.30	20,284.75	18,145.81
(iii) Other financial liabilities	23	1,961.08	1,565.38	3,788.41
(b) Provisions	24	2,451.04	2,316.40	2,685.20
(c) Other current liabilities	25	8,012.13	7,260.77	6,853.90
(d) Current tax liabilities (net)	26	0.24	0.09	7.71
Total current liabilities		44,565.89	46,366.55	45,983.95
TOTAL EQUITY AND LIABILITIES		75,934.38	87,308.74	85,338.18

Significant accounting policies and notes attached form an integral part of the financial statements

1 - 37

To be read with our report of even date
For **Ashok Kumar, Prabhashankar & Co.**
Chartered Accountants
Firm Regn. No: 004982S

For and on behalf of the Board of Directors of Kirloskar Electric Company Limited

Vijay Ravindra Kirloskar
Executive Chairman
DIN: 00031253

Anand Balaramacharya Hunnur
Managing Director
DIN: 06650798

A. Umesh Patwardhan
Partner
Membership No: 222945

Kamlesh Suresh Gandhi
Director
DIN: 00004969

K S Swapna Latha
Sr. General Manager
- Legal & Company Secretary

Place: Bengaluru
Date: May 28, 2018

Sanjeev Kumar S
Associate Vice President -Finance & Chief
Financial Officer

SEVENTY FIRST ANNUAL REPORT 2017-18

STATEMENT OF PROFIT AND LOSS FOR THE YEAR ENDED MARCH 31, 2018

(₹ In Lakhs)

Particulars	Note No.	March 31,2018	March 31,2017
I Revenue from operations	27	37,912.56	62,612.07
II Other income	28	1,541.09	2,663.57
III Total revenue (I + II)		39,453.65	65,275.64
IV Expenses:			
Cost of materials consumed	29	27,385.03	41,873.39
Changes in inventories of finished goods, work in progress and Stock-in-Trade	30	1,482.16	1,865.96
		28,867.19	43,739.35
Excise duty	31	888.99	5,460.58
Employee benefits expense	32	6,765.42	7,208.57
Finance costs	33	3,309.94	3,206.65
Depreciation and amortization expense	34	1,064.25	1,119.26
Other expenses	35	6,240.69	7,309.90
		47,136.48	68,044.31
Less: expenses capitalised		-	23.79
Total expenses		47,136.48	68,020.52
V Loss before exceptional items and tax (III-IV)		(7,682.83)	(2,744.88)
VI Exceptional Items		-	-
VII Loss before tax (V-VI)		(7,682.83)	(2,744.88)
VIII Tax expense:			
Current tax		0.13	(6.77)
Deferred tax		-	(6.77)
		0.13	(6.77)
IX Loss for the year (VII - VIII)		(7,682.96)	(2,738.11)
X Other comprehensive income			
(I) Items that will not be reclassified to profit or loss			
a) Remeasurements of the defined benefit plans		148.62	(7.04)
b) Taxes on above		(45.93)	2.18
(ii) Items that will be reclassified to profit or loss			
a) Mark to Market of Investments		17.23	(6.51)
b) Revaluation gain on Land		-	1,812.50
c) Taxes on above		(5.63)	(258.76)
		114.29	1,542.37
XI Total comprehensive income (Loss) for the year (IX+X)		(7,568.67)	(1,195.74)
XII Earning per equity share before exceptional item (for continuing operations & combined)	36		
Basic & diluted (in)		(11.57)	(4.43)
Earning per equity share after exceptional item (for continuing operations & combined)	36		
Basic & diluted (in)		(11.57)	(4.43)
(Paid up value per share)		10.00	10.00

Significant accounting policies and notes attached form an integral part of the financial statements

1 - 37

To be read with our report of even date
For **Ashok Kumar, Prabhshankar & Co.**
Chartered Accountants
Firm Regn. No: 004982S

For and on behalf of the Board of Directors of Kirloskar Electric Company Limited

A. Umesh Patwardhan
Partner
Membership No: 222945

Vijay Ravindra Kirloskar
Executive Chairman
DIN: 00031253
Kamlesh Suresh Gandhi
Director
DIN: 00004969

Anand Balaramacharya Hunnur
Managing Director
DIN: 06650798
K S Swapna Latha
Sr. General Manager
- Legal & Company Secretary

Place: Bengaluru
Date: May 28, 2018

Sanjeev Kumar S
Associate Vice President -Finance & Chief Financial Officer

CASH FLOW STATEMENT FOR THE YEAR ENDED MARCH 31, 2018

(₹ In Lakhs)

Particulars	March 31,2018	March 31,2017
Cash flows from operating activities		
Profit / (Loss) before taxation	(7,682.83)	(2,744.88)
Adjustments for:		
Depreciation and amortisation	1,064.25	1,119.26
Provisions (net)	1,415.51	281.35
(Profit)/loss on sale of fixed assets	(2.32)	19.68
Interest income	(99.74)	(103.43)
(Profit)/loss on sale of Investment	-	(24.92)
Dividends received	(0.14)	(0.28)
Finance costs	3,309.94	3,206.65
	<u>5,687.50</u>	<u>4,498.31</u>
	(1,995.33)	1,753.43
(Increase)/ decrease in trade and other receivables	7,179.82	(3,995.10)
(Increase)/ decrease in inventories	2,090.59	2,147.42
Increase/ (decrease) in trade payables and other current liabilities	(5,147.69)	2,583.77
	<u>4,122.72</u>	<u>736.09</u>
	2,127.39	2,489.52
Income taxes paid	(176.00)	46.59
Net cash from operating activities	<u>2,303.39</u>	<u>2,442.93</u>
Cash flows from investing activities		
Purchase of property, plant and equipment	71.49	(1,213.67)
Proceeds from sale of property, plant and equipment	2.25	443.60
Purchase of investments	(296.46)	-
Sale of Investment	-	33.44
Interest received	98.80	110.04
Increase in margin money and short term deposits	(97.57)	184.35
Dividend received	0.14	0.28
Net cash from investing activities	(221.35)	(441.96)
Cash flows from financing activities		
Proceeds from long term borrowings	(1,080.41)	(1,285.14)
ICD's Accepted	300.00	493.25
ICD's Repaid	(182.35)	(475.00)
Issue of shares	-	3,595.06
Repayment of fixed deposits from public	(173.30)	(1,955.80)
Increase/ (decrease) of short term borrowings (net)	2,318.57	380.28
Finance costs	(3,292.24)	(3,489.59)
Net cash from financing activities	(2,109.73)	(2,736.94)
Net increase/(decrease) in cash and cash equivalents	(27.69)	(735.97)
Cash and cash equivalents at beginning of the year	1,181.36	1,917.33
Cash and cash equivalents at end of the year	<u>1,153.67</u>	<u>1,181.36</u>
Cash & Cash equivalents:		
The above Cash flow statement has been prepared under the 'Indirect Method' as set out in the Ind AS-7, 'Statements of Cash Flow'. Cash and cash equivalents are net of bank overdraft as required under Ind AS -7. Cash and cash equivalents included in the statement of cash flows comprise the following amounts in the balance sheet:		
Cash on hand and bank balances	2,245.27	2,192.19
Less: Other bank balances	1,091.60	1,010.83
Cash and cash equivalents as restated	<u>1,153.67</u>	<u>1,181.36</u>

To be read with our report of even date
For Ashok Kumar, Prabhashankar & Co.
 Chartered Accountants
 Firm Regn. No: 004982S

For and on behalf of the Board of Directors of Kirloskar Electric Company Limited

A. Umesh Patwardhan
 Partner
 Membership No: 222945

Vijay Ravindra Kirloskar
 Executive Chairman
 DIN: 00031253

Anand Balaramacharya Hunnur
 Managing Director
 DIN: 06650798

Place: Bengaluru
 Date: May 28, 2018

Kamlesh Suresh Gandhi
 Director
 DIN: 00004969

K S Swapna Latha
 Sr. General Manager
 - Legal & Company Secretary

Sanjeev Kumar S
 Associate Vice President -Finance & Chief Financial Officer

STATEMENT OF CHANGES IN EQUITY FOR THE YEAR ENDED MARCH 31, 2018

(a) Equity Share Capital

(₹ In Lakhs)

Particulars	As at March 31, 2018	As at March 31, 2017	As at April 01, 2016
Balance at the Beginning of the year	6,641.41	6,391.77	6,913.85
Changes in equity share capital during the year	-	249.64	(522.07)
Balance at the end of the year	6,641.41	6,641.41	6,391.78

(b) Other Equity

(₹ In Lakhs)

Particulars	Capital redemption reserve	Capital reserve	Securities premium	Retained earnings	Reserve for doubtful debts	Reconstruction reserves	Total (A)	Other Comprehensive Income			Total (B)	Total Other equity (A+B)
								Items that will be reclassified to profit or loss		Items that will not be reclassified to profit or loss		
								Fair value of Investment	Revaluation of Land	Actuarial gains/(losses) of employee		
As at April 01, 2016	2,401.75	18.06	1,065.41	(9,105.97)	90.00	641.67	(4,889.08)	-	208.66	-	208.66	(4,680.42)
Add/(Less): Ind AS adjustments	-	-	-	(5,111.56)	-	-	(5,111.56)	65.48	31,510.24	(23.66)	31,552.06	26,440.50
Less: Tax Adjustment on Ind AS items	-	-	-	-	-	-	-	(12.39)	(2,660.18)	7.31	(2,665.26)	(2,665.26)
As at April 01, 2016 (after opening Ind AS adjustments)	2,401.75	18.06	1,065.41	(14,217.53)	90.00	641.67	(10,000.64)	53.09	29,058.72	(16.35)	29,095.46	19,094.82
Add/(Less): Loss for the year	-	-	3,345.43	(2,963.19)	-	-	382.24	-	-	-	-	382.24
Add/(Less): Ind AS adjustments	-	-	-	225.07	-	-	225.07	(6.51)	1,812.50	(7.04)	1,798.95	2,024.02
Less: Tax Adjustment on Ind AS items	-	-	-	-	-	-	-	2.00	(260.76)	2.18	(256.58)	(256.58)
Total comprehensive income as at March 31, 2017	2,401.75	18.06	4,410.84	(16,955.65)	90.00	641.67	(9,393.33)	48.58	30,610.46	(21.21)	30,637.83	21,244.50
Add/(Less): Gain/(Loss) for the year	-	-	-	(7,682.96)	-	-	(7,682.96)	17.23	-	-	17.23	(7,665.73)
Add/(Less): Ind AS adjustments	-	-	-	-	-	-	-	-	-	148.62	148.62	148.62
Less: Tax Adjustment on Ind AS items	-	-	-	-	-	-	-	(5.63)	-	(45.93)	(51.56)	(51.56)
Transferred to Retained earnings *	-	-	-	90.00	(90.00)	-	-	-	-	-	-	-
Total comprehensive income as at March 31, 2018	2,401.75	18.06	4,410.84	(24,548.61)		641.67	(17,076.29)	60.18	30,610.46	81.49	30,752.13	13,675.83

* Reserve for doubtful debts of ₹ 90 lakhs no longer required has been transferred to Retained Earnings during the year.

To be read with our report of even date
For **Ashok Kumar, Prabhaskar & Co.**
Chartered Accountants
Firm Regn. No: 004982S

A. Umesh Patwardhan
Partner
Membership No: 222945

Place: Bengaluru
Date: May 28, 2018

For and on behalf of the Board of Directors of Kirloskar Electric Company Limited

Vijay Ravindra Kirloskar
Executive Chairman
DIN: 00031253

Kamlesh Suresh Gandhi
Director
DIN: 00004969

Sanjeev Kumar S
Associate Vice President -Finance & Chief Financial Officer

Anand Balaramacharya Hunnur
Managing Director
DIN: 06650798

K S Swapna Latha
Sr. General Manager
- Legal & Company Secretary

NOTES TO FINANCIAL STATEMENTS FOR THE YEAR ENDED MARCH 31, 2018**1 BACKGROUND:**

Kirloskar Electric Company Limited ("the Company") was incorporated in the year 1946 and is a Listed Indian Company engaged in the manufacture and sale of electric motors, alternators, generators, transformers, switchgear, DG sets etc.

2 SIGNIFICANT ACCOUNTING POLICIES:**a BASIS OF PREPARATION OF FINANCIAL STATEMENTS:**

In accordance with the notification issued by the Ministry of Corporate Affairs, the Company has adopted Indian Accounting Standards (referred to as "Ind AS") notified under the Companies (Indian Accounting Standards) Rules, 2015 and Companies (Indian Accounting Standards) Amendment Rules, 2016 read with section 133 of the Companies Act, 2013 with effect from April 01, 2017. The standalone financial statements of the Company, have been prepared and presented in accordance with Ind AS. Previous year numbers in the standalone financial statements prepared in accordance with Accounting Standards notified under the Companies (Accounting Standards) Rules, 2006 ("Previous GAAP") have been restated to Ind AS. In accordance with Ind AS 101 First-time Adoption of Indian Accounting Standard, the Company has presented a reconciliation of other equity and total comprehensive income between the standalone financial statements under Accounting Standards notified under Previous GAAP to Ind AS as at March 31, 2017 and April 01, 2016 and for the year ended March 31, 2017 respectively.

b USE OF ESTIMATES:

The preparation of the financial statements in conformity with Ind AS requires the Management to make estimates and assumptions that affect the reported balances of assets and liabilities and disclosures relating to contingent liabilities as at the date of the financial statements and reported amounts of income and expenses during the period. Accounting estimates could change from period to period. Actual results could differ from those estimates. Appropriate changes in estimates are made as the Management becomes aware of changes in circumstances surrounding the estimates. Changes in estimates are reflected in the financial statements in the period in which such changes are made. Examples of such estimates are estimation of useful life of assets, defined benefit obligations as per actuarial valuation, allowance for life time credit losses, warranty obligations, net realizable value of inventories etc.

c FUNCTIONAL AND PRESENTATION CURRENCY:

These financial statements are presented in Indian Rupees (₹), which is the Company's functional currency. All the financial information is presented in Indian Rupees (₹) rounded to the nearest Lakhs, except Share and Earning per share data, unless otherwise stated.

d PROPERTY, PLANT AND EQUIPMENT ("PPE"):**(i) Tangible Assets:**

Land has been recognized on the revaluation model envisaged in Ind AS 16. Revaluations are carried out at sufficient regularity. Other items of PPE are stated at the cost of acquisition less accumulated depreciation and write down for, impairment if any. Direct costs are capitalized until the assets are ready to be put to use. Subsequent costs are included in the asset's carrying amount or recognized as a separate asset, as appropriate, only when it is probable that future economic benefits associated with the item will flow to the entity and the cost of the item can be measured reliably. All other expenses on existing assets, including day-to-day repair and maintenance expenditure and cost of replacing parts, which do not meet the definition of PPE as per Ind AS 16 are charged to the statement of profit and loss for the period during which such expenses are incurred.

Gains or losses arising from de-recognition of PPE are measured as the difference between the net disposal proceeds and the carrying amount of PPE and are recognized in the statement of profit and loss when the PPE is derecognized.

(ii) Intangible assets:

Intangible assets acquired separately are measured on initial recognition at cost. Intangible assets comprise computer software held for use. Following initial recognition, intangible assets are carried at cost less accumulated amortization and accumulated impairment losses, if any.

Gains or losses arising from de-recognition of an intangible asset are measured as the difference between the net disposal proceeds and the carrying amount of the asset and are recognized in the statement of profit and loss when the asset is derecognized.

In both cases, the company has opted for the exemption provided in Ind AS 101 by treating the book value of PPE (other than land which was revalued on April 01,2016) and intangible assets as on the transition date (April 01,2016) as the deemed cost of the relevant assets.

(iii) Depreciation & Amortization:

- a. Depreciation on furniture and fixtures costing above ₹ 5,000/- provided at the residences of the employees has been charged at the rate of 33.33% on the straight-line method irrespective of the month of addition.
- b. Depreciation on assets taken on finance lease is charged over the primary lease period.
- c. Depreciation on PPE (other than Furniture and Fixtures provided to employees and assets taken on finance lease)

NOTES TO FINANCIAL STATEMENTS FOR THE YEAR ENDED MARCH 31, 2018

bought/sold during the year is charged on straight line method as per the useful life in Schedule II of Companies Act, 2013 on a monthly basis, depending upon the month of the financial year in which the assets are installed/sold.

- d. The amortization period and the amortization method are reviewed at least at each financial year end. If the expected useful life of the asset is significantly different from previous estimates, the amortization period is changed accordingly. If there has been a significant change in the expected pattern of economic benefits from the asset, the amortization method is changed to reflect the changed pattern.

e INVESTMENT PROPERTIES:

- a. Investment properties are properties held for a currently undetermined future use and are valued at cost.
- b. An investment property is derecognized upon disposal or when the investment property is permanently withdrawn from use and no future economic benefits are expected from the disposal. Any gain or loss arising on derecognition of the property (calculated as the difference between the net disposal proceeds and the carrying amount of the asset) is included in the standalone statement of profit and loss in the period in which the property is derecognized.

f NON CURRENT ASSETS HELD FOR SALE:

Non Current Assets held for sale are stated at cost or estimated net realizable value, whichever is lower.

g INVENTORIES:

- (i) Inventories does not include spare parts ,servicing equipment and stand by equipment which meet definition of PPE as per AS-10 (revised) .
- (ii) Raw materials, stores, spare parts and components are valued at cost on weighted average basis or net realizable value whichever is lower.
- (iii) Work in progress is valued at works cost or net realizable value whichever is lower.
- (iv) Finished goods are valued at works cost or net realizable value whichever is lower.
- (v) Material cost of work in progress and finished goods are computed on weighted average basis.

h REVENUE RECOGNITION:

Revenue is recognized to an extent that is probable that the economic benefits will flow to the Company and the revenue can be reliably measured.

- (i) Revenue from the sale of goods is recognized when the goods are delivered and titles have passed, at which time all the following conditions are satisfied:
- the Company has transferred to the buyer the significant risks and rewards of ownership;
 - the Company retains neither continuing managerial involvement to the degree usually associated with ownership nor effective control over the goods sold;
 - the amount of revenue can be measured reliably;
 - it is probable that the economic benefits associated with the transaction will flow to the Company; and
 - the costs incurred or to be incurred in respect of the transaction can be measured reliably.
- (ii) Service Income is recognized on proportionate completion method.
- (iii) Interest income from a financial asset is recognized when it is probable that the economic benefits will flow to the Company and the amount of income can be measured reliably. Interest Income is recognized on time proportion basis, by reference to the principal outstanding and at the effective interest rate applicable.
- (iv) Dividend income from investments is recognized, when the right to receive the dividend is established.
- (v) Rental income is recognized on time proportion basis.

i EMPLOYEE BENEFITS:

(i) Short term employee benefits:

All short-term employee benefits such as salaries, wages, bonus, special awards and medical benefits which fall within 12 months of the period in which the employee renders related services which entitles them to avail such benefits and non-accumulating compensated absences are recognized on an undiscounted basis and charged to the statement of profit and loss.

(ii) Post employment benefits:

a. Defined contribution plans:

The Company has contributed to provident, pension and superannuation funds which are defined contribution plans. The contributions paid/ payable under the scheme are recognized during the year in which employee renders the related service.

b. Defined benefit plans:

Employees' gratuity is defined benefit plan. The present value of the obligation under such plan is determined based on actuarial valuation using the Projected Unit Credit Method which considers each year of service as giving rise to an additional unit of benefit entitlement and measures each unit separately to build up the final obligation. Actuarial gains and losses are recognized immediately in the other comprehensive income. Obligation

NOTES TO FINANCIAL STATEMENTS FOR THE YEAR ENDED MARCH 31, 2018

is measured at the present value of estimated future cash flows using a discounted rate that is determined by reference to market yields as at the balance sheet date on Government bonds where the currency and terms of the Government bonds are consistent with the currency and estimated terms that matches to the defined benefit obligation. Gratuity to employees is covered under Group Gratuity Life Assurance Scheme of the Life Insurance Corporation of India.

c. Compensated Absences:

Compensated Absences: Accumulated compensated absences, which are expected to be availed or encashed within 12 months from the end of the year end are treated as short term employee benefits. The obligation towards the same is measured at the expected cost of accumulating compensated absences as the additional amount expected to be paid as a result of the unused entitlement as at the year end.

Accumulated compensated absences, which are expected to be availed or encashed beyond 12 months from the end of the year are treated as other long term employee benefits. The Company's liability is actuarially determined (using the Projected Unit Credit method) at the end of each year. Actuarial losses/ gains are recognized in the statement of profit and loss in the year in which they arise.

j FOREIGN CURRENCY TRANSACTIONS:

- (i) Foreign currency transactions are translated into rupees at the exchange rate prevailing on the date of the transaction / rates that approximate the actual rates as at that date.
- (ii) Monetary foreign currency assets and liabilities outstanding as at the year-end are restated at the exchange rates prevailing as at the close of the financial year. All exchange differences are accounted for in the statement of profit and loss.
- (iii) Non monetary items denominated in foreign currency, are valued at the exchange rate prevailing on the date of transaction.
- (iv) Branches are considered as integral foreign operations and have been translated at rates prevailing on the date of transaction/rate that approximates the actual rate as at that date. Branch monetary assets and liabilities outstanding as at year end are restated at the year end rates.

k TAXATION:

Income tax expense is the sum of current tax and deferred tax.

Current tax:

The current tax is based on taxable profit for the year. Taxable profit differs from 'profit before tax' as reported in the statement of profit and loss due to the effect of items of income or expense that are taxable or deductible in other years and items that are not taxable or deductible. The Company's current tax is calculated using tax rates that have been enacted or substantively enacted by the end of the reporting period.

Deferred tax:

Deferred tax is recognized using the balance sheet approach. Deferred tax assets and liabilities are recognized on temporary differences between the carrying amounts of assets and liabilities in the financial statements and the corresponding tax bases used in the computation of taxable profit.

Deferred tax liabilities are generally recognized for all taxable temporary differences. Deferred tax assets are generally recognized for all deductible temporary differences to the extent that it is probable that taxable profits will be available against which those deductible temporary differences can be utilized.

The carrying amount of deferred tax assets is reviewed at the end of each reporting period and reduced to the extent that it is no longer probable that sufficient taxable profits will be available to allow all or part of the asset to be utilized.

Deferred tax liabilities and assets are measured at the tax rates that are expected to apply in the period in which the liability is settled or the asset realized, based on tax rates (and tax laws) that have been enacted or substantively enacted by the end of the reporting period.

The measurement of deferred tax liabilities and assets reflects the tax consequences that would follow from the manner in which the Company expects, at the end of the reporting period, to recover or settle the carrying amount of its assets and liabilities.

l BORROWING COSTS:

Interest and other borrowing costs on specific borrowings relating to qualifying assets are capitalized up to the date such assets are ready for use / intended to use. Other interest and borrowing costs are charged to the statement of profit and loss.

m PROVISIONS AND CONTINGENT LIABILITIES:

- i) A provision is recognized when an enterprise has a present obligation (legal or constructive) as result of past event and it is probable that an outflow of embodying economic benefits of resources will be required to settle a reliably assessable obligation. Provisions are determined based on best estimate required to settle each obligation at each balance sheet date. If the effect of the time value of money is material, provisions are discounted using a current pre-tax rate that reflects, when appropriate, the risks specific to the liability. When discounting is used, the

NOTES TO FINANCIAL STATEMENTS FOR THE YEAR ENDED MARCH 31, 2018

increase in the provision due to the passage of time is recognized as a finance cost.

- ii) Provisions for onerous contracts, i.e. contracts where the expected unavoidable costs of meeting obligations under a contract exceed the economic benefits expected to be received, are recognized when it is probable that an outflow of resources embodying economic benefits will be required to settle a present obligation as a result of an obligating event, based on a reliable estimate of such obligation.
- iii) Provisions for warranty-related costs are recognized when the service provided to the customer. Initial recognition is based on historical experience and the present value of the future estimated obligation. The initial estimate of warranty-related costs is revised annually. The annual unwinding of interest is recognized in the Statement of Profit and Loss.
- ii) A contingent liability is a possible obligation that arises from past events whose existence will be confirmed by the occurrence or non-occurrence of one or more uncertain future events beyond the control of the Company or a present obligation that is not recognized because it is not probable that an outflow of resources will be required to settle the obligation. A contingent liability also arises in extremely rare cases where there is a liability that cannot be recognized because it cannot be measured reliably. The Company does not recognize a contingent liability but discloses its existence in the financial statements.

n FINANCIAL INSTRUMENTS:

Financial assets and liabilities are recognized when the Company becomes a party to the contractual provisions of the instrument. Financial assets and liabilities are initially measured at fair value. Transaction costs that are directly attributable to the acquisition or issue of financial assets and financial liabilities (other than financial assets and financial liabilities at fair value through profit or loss) are added to or deducted from the fair value measured on initial recognition of financial asset or financial liability.

(i) Cash and Cash Equivalents:

Cash and Cash Equivalents comprise cash and deposit with banks other than for term deposit earmarked for Bank Guarantee. The company considers all highly liquid investments including demand deposits with bank with an original maturity of three months or less and that are readily convertible to known amounts of cash to be cash equivalents.

(ii) Financial assets at amortized cost

Financial assets are subsequently measured at amortized cost if these financial assets are held within a business whose objective is to hold these assets in order to collect contractual cash flows and the contractual terms of the financial asset give rise on specified dates to cash flows that are solely payments of principal and interest on the principal amount outstanding.

(iii) Financial liabilities

Financial liabilities are subsequently carried at amortized cost using the effective interest method. For trade and other payables maturing within one year from the balance sheet date, the carrying amounts approximate fair value due to the short maturity of these instruments.

o IMPAIRMENT:

(i) Financial Assets:

The Company assesses at each date of balance sheet whether a financial asset or a group of financial assets is impaired. Ind AS 109 requires expected credit losses to be measured through a loss allowance. The Company recognizes lifetime expected losses for all contract assets and / or all trade receivables that do not constitute a financing transaction. For all other financial assets, expected credit losses are measured at an amount equal to the 12-month expected credit losses or at an amount equal to the life time expected credit losses if the credit risk on the financial asset has increased significantly since initial recognition.

(ii) Investment in Subsidiaries and Associates:

The Company has accounted for its investments in Subsidiaries and Associates at cost less impairment loss (if any).

(iii) Other Equity Investments:

All other equity instruments are measured at fair value, with value changes recognised in Statement of Profit and Loss, except for those equity investments for which the Company has elected to present the value changes in 'Other Comprehensive Income'.

(ii) Non Financial Assets:

A non financial asset is treated as impaired when the carrying cost of asset exceeds its recoverable value. An impairment loss, if any, is charged to statement of profit and loss, in the year in which an asset is identified as impaired.

2.A Recent Accounting Pronouncements

Introduction of new Ind AS Standard/Amendments to Ind AS Standards: Through a Notification dated 28th March 2018, the Ministry of Corporate Affairs has indicated 1st April 2018 as the effective date for the implementation of Ind AS 115- Revenue from Contracts with Customers. In addition, limited amendments have been made to some other Ind AS standards (Ind AS's 2, 12, 21, 28 and 40) The company is in the process of assessing the impact of the introduction of Ind AS 115- Revenue from Contracts with Customers and the limited amendments to the other Ind AS Standards. The impact, if any, will be disclosed in the financial statements for the period ended June 30, 2018/year ended March 31, 2019.

NOTES TO FINANCIAL STATEMENTS

3 Property plant and equipment:

₹In Lakhs

Tangible assets	Own Assets									Assets taken on Finance Lease		Total
	Land	Building	Plant and equipment	Tools & Jigs	Electrical installations	Motor vehicles	Office equipments	Furniture and fittings	Leasehold improvements	Land	Plant & Machinery	
Balance as at April 01, 2016	28,805.25	5,098.93	14,081.47	1,626.10	156.21	514.93	187.85	976.69	313.35	3,690.08	1,033.39	56,484.25
Reclassification to investment property	147.11	-	-	-	-	-	-	-	-	-	-	147.11
Balance as at April 01, 2016	28,658.14	5,098.93	14,081.47	1,626.10	156.21	514.93	187.85	976.69	313.35	3,690.08	1,033.39	56,337.14
Additions	-	14.22	170.53	50.65	-	-	15.67	11.29	-	-	-	262.36
Revaluation (Refer note 3 below)	1,413.41	-	-	-	-	-	-	-	-	399.09	-	1,812.50
Disposals	-	-	166.12	0.20	-	67.16	0.30	283.61	-	-	-	517.39
Balance as at March 31, 2017	30,071.55	5,113.15	14,085.88	1,676.55	156.21	447.77	203.22	704.37	313.35	4,089.17	1,033.39	57,894.61
Additions	-	3.51	61.49	20.06	-	-	11.75	8.94	-	-	-	105.75
Disposals	-	-	95.24	-	-	11.97	0.34	26.34	-	-	-	133.89
Balance as at March 31, 2018	30,071.55	5,116.66	14,052.13	1,696.61	156.21	435.80	214.63	686.97	313.35	4,089.17	1,033.39	57,866.47
Accumulated depreciation												
Balance as at April 01, 2016	-	1,875.75	11,200.07	999.17	101.59	335.24	105.03	818.55	85.69	-	1,033.39	16,554.48
Depreciation charge for the year	-	152.70	690.00	83.02	22.13	32.10	40.10	47.81	10.47	-	-	1,078.33
Disposals	-	-	165.53	-	-	62.43	0.20	283.39	-	-	-	511.55
Balance as at March 31, 2017	-	2,028.45	11,724.54	1,082.19	123.72	304.91	144.93	582.97	96.16	-	1,033.39	17,121.26
Depreciation charge for the year	-	152.67	661.68	88.14	21.40	28.70	41.09	45.50	10.47	-	-	1,049.65
Disposals	-	-	95.68	-	-	11.97	0.29	26.02	-	-	-	133.96
Balance as at March 31, 2018	-	2,181.12	12,290.54	1,170.33	145.12	321.64	185.73	602.45	106.63	-	1,033.39	18,036.95
Net block												
Balance as at April 01, 2016	28,658.14	3,223.18	2,881.40	626.93	54.62	179.69	82.82	158.14	227.66	3,690.08	-	39,782.66
Balance as at March 31, 2017	30,071.55	3,084.70	2,361.34	594.36	32.49	142.86	58.29	121.40	217.19	4,089.17	-	40,773.35
Balance as at March 31, 2018	30,071.55	2,935.54	1,761.59	526.28	11.09	114.16	28.90	84.52	206.72	4,089.17	-	39,829.52

Additional information:

- 1) Land taken on lease from KIADB at cost aggregating to ₹ 68.70 lakhs. On expiry of lease periods, payment of balance considerations if any, and execution of sale deeds, the relevant title will pass to the Company.
- 2) Management has determined that there are no significant parts of assets whose useful life is different from that of the principal asset to which it relates to in terms of Note 4 Schedule II to the Companies Act, 2013. Accordingly, useful life of assets have been determined for the overall asset and not for its individual components.
- 3) As required by the AS-10 (Revised), the Company has opted to follow revaluation model in respect of freehold land and leasehold land and has revalued the entire class of land as at April 1, 2016 which is the effective date of the revaluation by approved independent valuers and accordingly crediting revaluation reserve by ₹ 31,510.24 lakhs. The method adopted and significant assumptions applied in estimating fair values/revalues of the said lands are based on the local market surveys and from market enquiries. The independent valuers have arrived at the fair values/revalues of those lands considering the rates fixed by the respective State Government, the municipal limits where the respective lands are situated, considering the proximity/connectivities to the towns/cities and availability of similar kind of properties as duly assessed in the active markets.
- 4) If the Company has valued its freehold & leasehold land using Cost model, the carrying amount would have been ₹ 985.09 lakhs as at March 31,2017.

SEVENTY FIRST ANNUAL REPORT 2017-18

NOTES TO FINANCIAL STATEMENTS

(₹ In Lakhs)

Particulars	As at March 31, 2018	As at March 31, 2017	As at April 01, 2016
4 Capital work in progress:			
i) Plant and machinery	8.48	-	-
ii) Building under construction	-	-	14.25
	8.48	-	14.25
5 Investment property:			
i) Land	147.11	147.11	147.11
	147.11	147.11	147.11

6 Other Intangible Assets:

Gross block	Goodwill	Computer software	Technical knowhow & product development	Total
Balance as at April 01, 2016	423.46	572.97	147.93	1,144.36
Additions	-	7.70	-	7.70
Balance as at March 31, 2017	423.46	580.67	147.93	1,152.06
Additions	-	5.64	-	5.64
Balance as at March 31, 2018	423.46	586.31	147.93	1,157.70
Accumulated amortisation				
Balance as at April 01, 2016	423.46	519.45	147.93	1,090.84
Amortisation charge for the year	-	40.93	-	40.93
Balance as at March 31, 2017	423.46	560.38	147.93	1,131.77
Amortisation charge for the year	-	14.60	-	14.60
Balance as at March 31, 2018	423.46	574.98	147.93	1,146.37
Net block				
Balance as at April 01, 2016	-	53.52	-	53.52
Balance as at March 31, 2017	-	20.29	-	20.29
Balance as at March 31, 2018	-	11.33	-	11.33

NOTES TO FINANCIAL STATEMENTS

7 Non current investments:

Details of investments	Name of the Company	As at March 31, 2018			As at March 31, 2017			As at April 01, 2016		
		No of shares	Face value	₹ In Lakhs	No of shares	Face value	₹ In Lakhs	No of shares	Face value	₹ In Lakhs
a) Investments in equity Instruments:										
i) Subsidiaries: (Trade)										
<u>Fully paid up</u>										
KEC North America Inc (refer additional information 3 below)		210	-	129.36	210	-	129.36	210	-	129.36
Kelbuzz Trading Private Limited		7,010,000	10	775.26	4,045,500	10	478.81	4,045,500	10	478.81
Luxquisite Parkland Private Limited		60,640,000	10	6,064.00	60,640,000	10	6,064.00	60,640,000	10	6,064.00
SLPKG Estate Holdings Private Limited		90,000	10	87.65	90,000	10	87.65	90,000	10	87.65
SKG Terra Promenade Private Limited		10,000	10	1.00	10,000	10	1.00	10,000	10	1.00
Kesvik Developers Private Limited		10,000	10	1.00	10,000	10	1.00	10,000	10	1.00
Swaki Habitat Private Limited		10,000	10	1.00	10,000	10	1.00	10,000	10	1.00
ii) Associates: (Trade)										
<u>Fully paid up</u>										
Kirloskar (Malaysia) Sdn. Bhd. Kuala Lumpur, Malaysia		300,000	MR1	5.29	300,000	MR1	5.29	300,000	MR1	5.29
iii) Others										
<u>Fully paid up</u>										
ICICI bank Limited (on merger of Sangli Bank Limited)		5,405	2	15.05	5,405	2	14.96	5,405	2	12.79
The Mysore Kirloskar Limited (refer additional information 4 below)		770750	10	-	770750	10	-	770750	10	-
Kirloskar Proprietary Limited (refer additional information 5 below)		26	100	21.22	26	100	19.49	26	100	18.26
Kirloskar Kenya Limited, Nairobi, Kenya (refer additional information 6 below)		-	-	-	-	-	-	1,272 K.Sh 1000	-	25.89
Kirsons Trading Pte.Limited		56,250	S \$1	36.87	56,250	S \$1	36.16	56,250	S \$1	35.23
Kirloskar Power Equipment Limited		340,000	10	44.71	340,000	10	30.00	340,000	10	23.48
b) Investments in debentures or bonds:										
i) Others										
<u>Fully paid up</u>										
The Mysore Kirloskar Limited (refer additional information 4 below)		30,000	44	0	30,000	44	0	30,000	44	0
Total				7,182.41			6,868.72			6,883.76
Less:										
Provision for impairment in value of investments				129.36			129.36			129.36
Total				7,053.05			6,739.36			6,754.40

Additional Information:

- Aggregate amount of investments and market value are given below

Aggregate cost of quoted investments:	1.00	1.00	1.00
Aggregate market value of quoted investments:	15.05	14.96	12.79
- Aggregate value of unquoted investments:

Carrying Value	7,167.36	6,853.76	6,870.97
----------------	----------	----------	----------
- This Company has been dissolved. However, the investment has not been written off since no approvals have been obtained from Reserve Bank of India. However full provision has been made for the same.
- Securities in The Mysore Kirloskar Limited have been written off.
- Shares held in Kirloskar Proprietary Limited, Kirloskar Kenya Limited, Kirloskar Trading Pte Limited and Kirloskar Power Equipment Limited (all unlisted) have been mark to market based on the net asset value of an equity share as at March 31, 2018 , March 31, 2017 and March 31, 2016 as per their latest audited financial statements as of those dates. The differential amounts as on the date of transition has been recognized in opening reserves and changes thereafter have been recognized as other comprehensive income.
- During an earlier year, Company has sold the investments made in Kirloskar Kenya Limited, Nairobi, Kenya
- Investments in Subsidiaries includes Financial guarantee contracts which have been recognised at fair value at the inception in accordance with Ind AS 109 along with accrued guarantee charges. The carrying value of investments in subsidiaries include fair value of guarantees given by the company on behalf of the subsidiaries and the cumulative value of guarantee charges recognised as income. No guarantee fees is chargeable as per contractual terms.

SEVENTY FIRST ANNUAL REPORT 2017-18

NOTES TO FINANCIAL STATEMENTS

(₹ In Lakhs)

Particulars	As at March 31, 2018	As at March 31, 2017	As at April 01, 2016
8 Trade receivables: (unsecured and considered good)			
i) Long term trade receivables	706.38	404.35	75.58
	706.38	404.35	75.58
9 Other Financial Assets:			
i) Bank deposits with more than twelve months maturity	51.83	35.03	23.51
	51.83	35.03	23.51
10 Other non current assets: (unsecured and considered good, unless otherwise stated)			
i) Receivables from subsidiaries:			
Considered good	9,674.08	9,633.80	8,195.75
Considered doubtful	2,970.77	2,000.00	1,500.00
Total	12,644.85	11,633.80	9,695.75
Less: Allowance for bad and doubtful receivables	2,970.77	2,000.00	1,500.00
	9,674.08	9,633.80	8,195.75
ii) Capital advances	861.04	1,052.40	94.54
iii) Security deposits	361.02	386.97	366.26
iv) Rent Deposit to related parties	100.00	100.00	280.00
v) Deferred Income - Rental Deposit	62.15	70.25	81.89
vi) Disputed statutory liabilities/ taxes paid	1,212.17	1,226.67	1,194.85
vii) Advance Income Tax (net of provision)	172.00	347.98	302.24
	12,442.46	12,818.07	10,515.53
Amounts due from a private company in which a director of the Company is a director included in (iii) above	100.00	100.00	100.00
11 Inventories:			
i) Raw materials	905.15	1,415.67	1,670.33
ii) Work in progress	3,599.97	4,655.76	5,107.58
iii) Finished goods	572.79	963.70	2,400.47
iv) Stores and spares	442.57	496.42	525.93
v) Others (scrap stock)	8.60	25.55	17.17
Goods in transit:			
i) Raw materials	-	44.05	41.34
ii) Finished goods	-	18.52	4.27
	5,529.08	7,619.67	9,767.09
Less: Provision for non-moving stocks	55.94	55.94	55.94
	5,473.14	7,563.73	9,711.15
12 Trade receivables:			
i) Trade receivables exceeding six months	2,636.08	2,517.82	1,628.77
ii) others	3,631.06	10,905.76	9,413.10
	6,267.14	13,423.58	11,041.87
Less: Allowance for doubtful receivables exceeding six months	2,331.55	2,125.51	1,514.76
	3,935.59	11,298.07	9,527.11
Additional information:			
1) Breakup of above:			
i) Unsecured, considered good	3,935.59	11,298.07	9,527.11
ii) Doubtful	2,331.55	2,125.51	1,514.76
Total	6,267.14	13,423.58	11,041.87
Less: Allowance for doubtful receivables exceeding six months	2,331.55	2,125.51	1,514.76
	3,935.59	11,298.07	9,527.11

NOTES TO FINANCIAL STATEMENTS

(₹ In Lakhs)

Particulars	As at March 31, 2018	As at March 31, 2017	As at April 01, 2016
2) Amounts due by private companies in which directors of the Company are directors	6.75	16.06	13.60
13 a) Cash and Cash Equivalents:			
Cash and cash equivalents:			
i) Balances with banks			
- in other accounts	1,151.57	1,172.91	1,905.74
ii) Cash on hand	2.10	8.45	11.59
	1,153.67	1,181.36	1,917.33
13 b) Other bank balances:			
i) Balances with banks			
- in short term deposits	144.69	59.50	80.64
- in margin money, security for borrowings, guarantees and other commitments	946.91	951.33	1,126.06
	1,091.60	1,010.83	1,206.70
14 Other Current assets:			
(unsecured and considered good, unless otherwise stated)			
i) Loans and advances to related parties (Refer Note 37(9))	270.35	288.52	268.17
ii) Advance paid to Suppliers and others	1,572.86	1,243.43	1,681.29
	1,843.21	1,531.95	1,949.46
Less: Allowance for doubtful advances for advance paid to suppliers and others	425.68	425.68	728.23
	1,417.53	1,106.27	1,221.23
iii) Balance with Central Excise Authorities - GST	269.69	1,091.86	595.98
iv) Balance with VAT Authorities - GST	417.02	1,194.12	1,133.23
v) Receivables from subsidiaries	1,871.87	1,870.83	2,531.02
vi) Assets held for sale	335.64	335.64	793.09
	2,894.22	4,492.45	5,053.32
Less: Provision for asset held for sale	281.53	281.53	665.22
	2,612.69	4,210.92	4,388.10
Total	4,030.22	5,317.19	5,609.33

Additional information:

1) Breakup of above:			
i) Unsecured, considered good	1,417.53	1,106.27	1,221.23
ii) Doubtful	425.68	425.68	728.23
Total	1,843.21	1,531.95	1,949.46
Less:			
Allowance for doubtful advances for advance paid to suppliers and others	425.68	425.68	728.23
	1,417.53	1,106.27	1,221.23
2) Amounts due by private companies in which directors of the Company are directors	270.35	288.52	268.17

SEVENTY FIRST ANNUAL REPORT 2017-18

NOTES TO FINANCIAL STATEMENTS

(₹ In Lakhs)

Particulars	As at March 31, 2018		As at March 31, 2017		As at April 01, 2016	
	Number	₹ in Lakhs	Number	₹ in Lakhs	Number	₹ in Lakhs
15 Share capital:						
Authorized: (*)						
Preference Shares of 100/- each	3,000,000	3,000.00	3,000,000	3,000.00	3,000,000	3,000.00
Equity shares of 10/- each	85,000,000	8,500.00	85,000,000	8,500.00	60,000,000	6,000.00
		11,500.00		11,500.00		9,000.00
Issued, subscribed and fully paid up:						
<i>Preference shares of 100/- each</i>						
At the beginning of the year	-	-	818,405	818.40	1,595,890	1,595.89
Redeemed during the year (Refer foot note 1.c. below)	-	-	818,405	818.40	777,485	777.49
At the close of the year	-	-	-	-	818,405	818.41
<i>Equity shares of 10/- each</i>						
At the beginning of the year	66,414,071	6,641.41	55,733,723	5,573.38	53,179,567	5,317.96
Issued during the year						
- by way of Conversion of Preference Shares	-	-	2,688,583	268.86	2,554,156	255.42
- by way of Qualified Institutional Placement**	-	-	7,991,765	799.18	-	-
At the close of the year	66,414,071	6,641.41	66,414,071	6,641.41	55,733,723	5,573.38
Total carried to Balance Sheet		<u>6,641.41</u>		<u>6,641.41</u>		<u>6,391.78</u>

(*) The Company passed a resolution on June 24, 2016 to increase the authorized share capital of the Company to ₹ 1,150,000,000/- (Rupees One Hundred and Fifteen Crores) divided into 85,000,000 (Eight Crores and Fifty Lakhs) Equity shares of ₹ 10/- each and 3,000,000 (Thirty Lakhs) Preference shares of ₹ 100/- each.

(**) The Board of Directors of the Company vide its meeting dated May 18, 2016 delegated its power to the QIP Committee to act as deemed necessary in relation to the issue of equity shares by way of Qualified Institutional Placement ("QIP") in accordance with Chapter VIII of Securities Exchange Board of India ("Issue of Capital and Disclosure Requirements") Regulations, 2009, as amended and Section 42 of the Companies Act, 2013 read with Rule 14 of the Companies (Prospectus and Allotment of Securities) Rules, 2014 and other relevant provisions in connection with this QIP. The QIP Committee in its meeting dated August 30, 2016 accorded its approval to create, issue, offer and allot equity shares subject to Shareholders' approval. The Company obtained the Shareholders' approval by way of special resolution passed in extraordinary general Meeting held on June 24, 2016. The QIP committee approved the allotment of 7,991,765 equity shares of face value 10 each pursuant to the QIP on receipt of funds aggregating ₹ 3,688.20 lacs. The said shares were issued at a premium of ₹ 36.15 (Rupees thirty six and fifteen paise) and were allotted on September 01, 2016.

Foot notes:

1 Preference shares:

- The Company had issued cumulative preference shares of ₹ 100/- each. The preference shareholders did not have voting rights.
- 1,176,746 Preference shares (value ₹ 1,176.75 lakhs) were allotted pursuant to a contract without consideration being received in cash. These preference shareholders were allotted to preference share holders of Kaytee Switchgear Limited as fully paid up pursuant to the Scheme of arrangement approved by the Honorable High Court of Karnataka under sec 391 -394 of the Companies Act, 1956 without payment being received in cash.

Particulars	As at March 31, 2018		As at March 31, 2017		As at April 01, 2016	
	Number	₹ in Lakhs	Number	₹ in Lakhs	Number	₹ in Lakhs
Preference shares converted to equity shares during the five years immediately preceding the date of the balance sheet	1,595,890	1,595.89	1,595,890	1,595.89	1,551,077	1,551.08
c. During the financial year 2014-15 Company issued and allotted 1,595,890 (Fifteen lakh ninety five thousand eight hundred and ninety) Compulsory Convertible Preference Shares ("CCPS") of ₹ 100/- (Rupees one hundred), to Mr. Vijay Ravindra Kirloskar (Promoter) by way of private placement for a tenor not exceeding 18 months which will carry a preferential cumulative dividend of 0.1% (zero point one per cent) per annum, payable till the date of conversion into equity shares. 7,77,485 Preference shares were converted into 25,54,156 equity shares of face value of ₹ 10/- each issued at premium of ₹ 20.44 (Rupees twenty and forty four paise) as per the first tranche on February 11, 2016 and 8,18,405 Preference shares were converted into 26,88,583 equity shares of face value of ₹ 10/- each issued at a premium of ₹ 20.44 (Rupees twenty and forty four paise) as per the second tranche on September 26, 2016.						
d. Particulars of preference share holders holding more than 5% of the total number of preference share capital:						
Particulars	As at March 31, 2018	As at March 31, 2017	As at March 31, 2017	As at March 31, 2017	As at April 01, 2016	As at April 01, 2016
	Number	₹ in Lakhs	Number	₹ in Lakhs	Number	₹ in Lakhs
Vijay Ravindra Kirloskar	-	-	-	-	818,405	100.00

NOTES TO FINANCIAL STATEMENTS

Particulars	As at March 31, 2018		As at March 31, 2017		As at April 01, 2016	
	Number	₹ in Lakhs	Number	₹ in Lakhs	Number	₹ in Lakhs

2 Equity shares:

a. The Company has only one class of equity shares having a par value of 10/- each. Each holder of equity shares is entitled to one vote per share. In the event of liquidation of the Company, the holders of the equity shares will be entitled to receive the remaining assets of the Company, after distribution of all preferential amounts. The distribution will be in proportion to the equity shares held by the shareholder.

b. Equity Shares of 10/- each includes:

(i) Equity shares include Shares allotted pursuant to a contract without consideration being received in cash. These shares were issued to shareholders of Kaytee Switchgear Limited and Kirloskar Power Equipment Limited as fully paid, pursuant to Scheme of arrangement approved by the Honorable High Court of Karnataka under sections 391 - 394 of the Companies Act, 1956. (Refer foot note 2.c. below).	17,252,550	1725.26	17,252,550	1725.26	17,252,550	1725.26
(ii) Shares allotted during the year 2007-08 to the promoters group in terms of order dated September 29, 2007 of the Honorable High Court of Karnataka read with scheme of arrangement dated February 13, 2003 under sections 391 to 394 of The Companies Act, 1956.	2,000,000	200	2,000,000	200	2,000,000	200
(iii) Shares allotted during the year 2003 - 04 to IDBI on conversion of Preference Share Capital at face value as per the scheme of arrangement approved by honorable High Court of Karnataka.	6,000,000	600	6,000,000	600	6,000,000	600
(iv) Shares allotted during the year 2014-15 to Vijay R Kirloskar at a premium of ₹ 20.44 per share.	2,658,200	265.82	2,658,200	265.82	2,658,200	265.82
(v) Shares allotted during the year 2015-16 to Vijay R Kirloskar at a premium of ₹ 20.44 per share by conversion of CCPS.	2,554,156	255.42	2,554,156	255.42	2,554,156	255.42
(vi) Shares allotted during the year 2016-17 to Vijay R Kirloskar at a premium of ₹ 20.44 per share by conversion of CCPS.	2,688,583	268.86	2,688,583	268.86	-	-

c. During the financial year 2015-16, the KECL Investment Trust sold 6,174,878 equity shares of ₹ 10/- each of the Company for which the Company was the sole beneficiary in terms of scheme of arrangement approved by the honorable High Court of Karnataka under section 391-394 of the Companies Act 1956 in an earlier year. The resultant profit of ₹ 2,155.32 lakhs (net of STT, service tax, exchange transaction charges, SEBI transaction fees and stamp duty charges) was considered as an extraordinary item in the financial year 2015-16.

d. Particulars of equity share holders holding more than 5% of the total number of equity share capital:

Particulars	As at March 31, 2018		As at March 31, 2017		As at April 01, 2016	
	Number	Percentage	Number	Percentage	Number	Percentage
(i) Abhiman Trading Company Private Limited	5,217,063	7.86%	5,217,063	7.86%	5,217,063	9.36%
(ii) Vijayjyothi Investment & Agencies Private Limited	4,271,217	6.43%	4,271,217	6.43%	4,257,682	7.64%
(iii) Mr. Vijay Ravindra Kirloskar	11,840,618	17.83%	11,840,618	17.83%	9,125,625	16.37%
(iv) Vijaykirti Investments and Agencies Private Limited	3,064,094	4.61%	3,064,094	4.61%	3,064,094	5.50%
(v) Vijay Farms Private Limited	3,540,807	5.33%	3,540,807	5.33%	3,540,807	6.35%

NOTES TO FINANCIAL STATEMENTS

16. Other Equity

₹ in Lakhs

Particulars	Capital redemption reserve	Capital reserve	Securities premium	Retained earnings	Reserve for doubtful debts	Reconstruction reserves	Total (A)	Other Comprehensive Income			Total (B)	Total Other equity (A+B)
								Items that will be reclassified to profit or loss		Items that will not be reclassified to profit or loss		
								Fair value of Investment	Revaluation of Land	Actuarial gains/(losses) of employee		
As at April 01, 2016	2,401.75	18.06	1,065.41	(9,105.97)	90.00	641.67	(4,889.08)	-	208.66	-	208.66	(4,680.42)
Add/(Less): Ind AS adjustments	-	-	-	(5,111.56)	-	-	(5,111.56)	65.48	31,510.24	(23.66)	31,552.06	26,440.50
Less: Tax Adjustment on Ind AS items	-	-	-	-	-	-	-	(12.39)	(2,660.18)	7.31	(2,665.26)	(2,665.26)
As at April 01, 2016 (after opening Ind AS adjustments)	2,401.75	18.06	1,065.41	(14,217.53)	90.00	641.67	(10,000.64)	53.09	29,058.72	(16.35)	29,095.46	19,094.82
Add/(Less): Loss for the year	-	-	3,345.43	(2,963.19)	-	-	382.24	-	-	-	-	382.24
Add/(Less): Ind AS adjustments	-	-	-	225.07	-	-	225.07	(6.51)	1,812.50	(7.04)	1,798.95	2,024.02
Less: Tax Adjustment on Ind AS items	-	-	-	-	-	-	-	2.00	(260.76)	2.18	(256.58)	(256.58)
Total comprehensive income as at March 31, 2017	2,401.75	18.06	4,410.84	(16,955.65)	90.00	641.67	(9,393.33)	48.58	30,610.46	(21.21)	30,637.83	21,244.50
Add/(Less): Gain/(Loss) for the year	-	-	-	(7,682.96)	-	-	(7,682.96)	17.23	-	-	17.23	(7,665.73)
Add/(Less): Ind AS adjustments	-	-	-	-	-	-	-	-	-	148.62	148.62	148.62
Less: Tax Adjustment on Ind AS items	-	-	-	-	-	-	-	(5.63)	-	(45.93)	(51.56)	(51.56)
Transferred to Retained earnings *	-	-	-	90.00	(90.00)	-	-	-	-	-	-	-
Total comprehensive income as at March 31, 2018	2,401.75	18.06	4,410.84	(24,548.61)		641.67	(17,076.29)	60.18	30,610.46	81.49	30,752.13	13,675.84

* Reserve for doubtful debts of Rs 90 lakhs no longer required has been transferred to Retained Earnings during the year

NOTES TO FINANCIAL STATEMENTS

(₹ In Lakhs)

Particulars	As at March 31, 2018	As at March 31, 2017	As at April 01, 2016
Non- Current Liabilities			
17 Borrowings:			
1) Secured loans:			
a. Term loan from banks	4,963.08	6,043.49	7,328.63
	4,963.08	6,043.49	7,328.63
2) Unsecured loans:			
a. Fixed deposits	-	549.80	561.70
	-	549.80	561.70
Total Borrowings (1+2)	4,963.08	6,593.29	7,890.33

Additional information:

1) Details of security for secured loans:			
Working capital term loans and funded interest term loans from Lenders as specified in Master Restructuring Agreement ("MRA") are secured against a first pari passu charge by way of hypothecation of all book debts, receivables, stocks, inventories, operating cash flows, commissions, revenues of whatsoever nature and whatever arising (present & future) including Trust and Retention Account, a first pari passu charge by way of mortgage on all of the Company's immovable properties as set out in Schedule VI of MRA, a first pari passu charge by way of pledge of 24,886,143 fully paid equity shares of the Company held by the promoters as specified in MRA. These loans are guaranteed by the Executive Chairman of the Company.	6,241.63	7,322.04	8,607.18
2) Terms of repayment of term loans and others:			
From Bank:			
i) Working Capital Term loans from consortium banks carry an interest of 11% (base rate of Bank of India plus 80 basis points) per annum and repayable in 96 equal monthly instalments commencing from April 30, 2016.	5,133.61	5,823.18	6,692.60
ii) Funded Interest Term loans from consortium banks carry an interest of 11% (base rate of Bank of India plus 80 basis points) per annum and repayable in 60 equal monthly instalments commencing from April 30, 2016.	1,108.02	1,498.86	1,914.58
3) Secured loans:			
a. Term loan from banks	6,241.63	7,322.04	8,607.18
Less: Current maturities shown under Note 23	1,278.55	1,278.55	1,278.55
	4,963.08	6,043.49	7,328.63
4) Unsecured loans:			
a. Fixed deposits	622.90	794.70	2,746.70
Less: Current maturities shown under Note 23	622.90	244.90	2,185.00
	-	549.80	561.70
Total Borrowings (1+2)	4,963.08	6,593.29	7,890.33
5) Unsecured Loans:			
a) Fixed deposits were taken for periods of 24 and 36 months with interest rates ranging from 12% to 13%.			
b) Fixed deposits include ₹ 74.10 lakhs (as at March 31, 2017 ₹ 236.50 lakhs) matured unclaimed deposits.			

SEVENTY FIRST ANNUAL REPORT 2017-18

NOTES TO FINANCIAL STATEMENTS

6) Delay in repayment of Borrowing (Current and Non Current) and Interest

The Company has delayed in the payment of dues to the banks. The lenderwise details are as under: (₹ In Lakhs)

Lender's Name	As at March 31, 2018			Period of delay
	Principal	Interest	Total	
BANK OF INDIA	14.02	2.39	16.41	Less than 90 days
BANK OF INDIA	30.06	19.03	49.09	Less than 90 days
AXIS BANK	2,540.00	280.65	2,820.65	Less than 180 days
AXIS BANK	21.14	5.38	26.52	Less than 90 days
AXIS BANK	42.96	27.90	70.86	Less than 90 days
CORPORATION BANK	2,234.00	25.55	2,259.55	Less than 90 days
STATE BANK OF INDIA	1.93	0.67	2.60	Less than 90 days
STATE BANK OF INDIA	1.83	0.16	1.99	Less than 90 days
STATE BANK OF INDIA	3.99	2.73	6.72	Less than 90 days
STATE BANK OF INDIA	1.70	0.59	2.29	Less than 90 days
STATE BANK OF INDIA	1.60	0.56	2.16	Less than 90 days
STATE BANK OF INDIA	5.16	3.49	8.65	Less than 90 days
STATE BANK OF INDIA	2.32	0.78	3.10	Less than 90 days
STATE BANK OF INDIA	2.85	0.31	3.16	Less than 90 days
STATE BANK OF INDIA	9.12	5.96	15.08	Less than 90 days
Total	4,912.68	376.15	5,288.83	

(₹ In Lakhs)

Particulars	As at March 31, 2018	As at March 31, 2017	As at April 01, 2016
Non- Current Liabilities			
18 Other Financial Liabilities:			
Security deposits from suppliers and dealers	1,256.14	1,583.38	1,481.58
Financial Guarantee Liability	-	54.58	152.91
	1,256.14	1,637.96	1,634.49
19 Provisions:			
Provisions for employee defined benefit plans	1,858.62	1,903.19	1,677.55
	1,858.62	1,903.19	1,677.55
20 Deferred tax Liabilities (net):			
i) Deferred tax liability:			
a) On account of depreciation on fixed assets (other than land)	1,177.68	1,530.70	1,701.00
b) On account of revaluation of land and others	2,973.40	2,921.84	2,665.26
Total	4,151.08	4,452.54	4,366.26
ii) Deferred tax asset:			
a) On account of timing differences in recognition of expenditure (restricted to Deferred Tax Liability)	1,177.68	1,425.75	1,525.09
b) On account of Unabsorbed depreciation and brought forward losses under the Income Tax Act, 1961 (restricted to Deferred tax liability)	-	104.95	175.91
Total	1,177.68	1,530.70	1,701.00
Net Deferred tax Liability/(Asset)	2,973.40	2,921.84	2,665.26

NOTES TO FINANCIAL STATEMENTS

(₹ In Lakhs)

Particulars	As at March 31, 2018	As at March 31, 2017	As at April 01, 2016
Current Liabilities			
21 Borrowings:			
1) Secured loans:			
a) Loans repayable on demand			
- from banks	14,261.20	11,936.29	11,548.50
b) Loan against pledge of fixed deposit from bank	-	6.34	13.87
	14,261.20	11,942.63	11,562.37
2) Unsecured loans:			
Other than banks:			
a) Fixed deposits	-	1.50	5.30
b) Inter corporate deposits	2,990.32	2,872.67	2,854.42
	2,990.32	2,874.17	2,859.72
Total	17,251.52	14,816.80	14,422.09

1) Details of security for secured loans:

a) Working capital loans from Lenders as specified in Master Restructuring Agreement ("MRA") are secured against a first pari passu charge by way of hypothecation of all book debts, receivables, stocks, inventories, operating cash flows, commissions, revenues of whatsoever nature and whatever arising (present & future) including Trust and Retention Account, a first pari passu charge by way of mortgage on all of the Company's immovable properties as set out in Schedule VI of MRA, a first pari passu charge by way of pledge of 24,886,143 fully paid equity shares of the Company held by the promoters as specified in MRA. These loans carry an interest rate of 11% (base rate of Bank of India plus 80 basis points) per annum and also guaranteed by the Executive Chairman of the Company.	12,001.65	9,231.75	8,578.68
b) Loan from a bank is secured against the equitable mortgage of certain immovable property of the Company, equitable mortgage of immovable properties of SKG Terra Promenade Private Limited (SKG), lien on fixed deposits amounting to ₹ 175 lakhs and guaranteed by the Executive chairman of the Company. Further corporate guarantee is given by the said SKG in respect of those specified properties and the loan carries an interest of 13.85% per annum.	2,259.55	2,526.53	2,716.95
c) Buyers Credit from a bank is secured by first pari passu charge on current assets as primary security, equitable mortgage of certain immovable properties of the Company, pledge of 24,886,143 promoter's equity shares in the Company as at September 30, 2014 and also guaranteed by the Executive Chairman of the Company. Further it carries an interest linked to LIBOR as agreed from time to time with the bank.	-	178.01	252.87
d) Against pledge of fixed deposits	-	6.34	13.87

2) Details of security for Unsecured loans:

- Fixed deposits were taken for a period of 12 months at interest rate of 11.50% .
- Inter corporate deposits are taken for periods ranging between 90 to 360 days with interest rates averaging upto 16% per annum.
- Fixed deposits include Nil (as at March 31, 2017: ₹ 1.50 lakhs) matured unclaimed deposits.

SEVENTY FIRST ANNUAL REPORT 2017-18

NOTES TO FINANCIAL STATEMENTS

(₹ In Lakhs)

Particulars	As at March 31, 2018	As at March 31, 2017	As at April 01, 2016
Current Liabilities			
22 Trade payables:			
a) Total outstanding dues of micro and small enterprises			
Trade payables*	108.58	122.36	80.83
	108.58	122.36	80.83
b) Total outstanding dues of creditors other than micro and small enterprises			
i) Trade payables	10,753.62	12,216.06	12,794.24
ii) Acceptances	4,027.68	8,068.69	5,351.57
	14,781.30	20,284.75	18,145.81

Additional Information:

The details of amounts outstanding to Micro, Small and Medium Enterprises under Micro Small and Medium Enterprises Development Act, 2006 (MSMED Act), based on the available information with the Company are as under:

Sl. No.	Particulars	As at March 31, 2018	As at March 31, 2017	As at April 01, 2016
1	Principal amount due and remaining unpaid	108.58	122.36	80.83
2	Interest due on (1) above and the unpaid interest	-	11.07	13.81
3	Interest paid on all delayed payments under the MSMED Act	-	Nil	Nil
4	Payment made beyond the appointed day during the year	-	197.42	38.18
5	Interest due and payable for the period of delay other than (3) above	-	8.89	2.19
6	Interest accrued and remaining unpaid	-	19.96	16.00
7	the amount of further interest remaining due and payable even in the succeeding years, until such date when the interest dues above are actually paid to the small enterprise, for the purpose of disallowance of a deductible expenditure under section 23 of the Micro, Small and Medium Enterprises Development Act, 2006.	69.46	69.46	49.50

23 Other financial liabilities

a) Current maturities of fixed deposits	622.90	244.90	2,185.00
b) Current maturities of secured loans from banks	1,278.55	1,278.55	1,278.55
c) Interest accrued but not due on deposits	59.63	41.93	324.86
	1,961.08	1,565.38	3,788.41

24 Provisions:

a) Provision for short term compensated absences	17.03	17.03	17.03
b) Provision for wage arrears	701.42	515.58	747.79
c) Provision for warranty	359.96	499.53	342.24
d) Provision for contingencies (refer note 37(15))	1,372.63	1,284.26	1,578.14
	2,451.04	2,316.40	2,685.20

25 Other current liabilities:

d) Statutory liabilities	710.73	944.43	869.48
e) Other liabilities	4,565.91	4,137.97	4,244.01
f) Book overdraft-Bank	102.72	795.02	549.51
g) Trade advances	2,632.77	1,383.35	1,190.90
	8,012.13	7,260.77	6,853.90

26 Current tax liabilities (net):

a) Provision for tax (net of advance tax outside India)	0.24	0.09	7.71
	0.24	0.09	7.71

NOTES TO FINANCIAL STATEMENTS

(₹ In Lakhs)

Particulars	Current Year	Previous year
27 Revenue from operations:		
i) Sale of products:		
Motors, alternators and generators	18,294.58	25,940.42
Transformers	14,296.89	22,505.31
DG sets	1,890.62	10,164.99
Others	3,010.37	3,394.26
Total	37,492.46	62,004.98
ii) Sale of services	420.10	607.09
Total Revenue	37,912.56	62,612.07
28 Other income:		
i) Interest income on bank deposits and others	99.74	103.43
ii) Interest and guarantee commission income from financial assets	1,381.11	1,667.92
iii) Dividend income from long term investments	0.14	0.28
iv) Profit on sale of fixed assets (net)	2.32	-
v) Profit on sale of long term investments	-	24.92
vi) Provision no longer required and Unclaimed credit balance written back	22.41	786.53
vii) Rent received	0.87	2.09
viii) Miscellaneous income	34.50	78.40
	1,541.09	2,663.57
29 Cost of materials consumed:		
Consumption of raw materials, components, stores and spare parts	27,385.03	41,873.39
	27,385.03	41,873.39
Additional Information:		
i) Copper (Wires, strips, rods, sheets etc)	5,706.93	7,451.11
ii) Iron and steel (pigiron, rounds, plates, sheets, etc.,)	2,544.32	7,832.74
iii) Stores and spares	535.81	618.56
iv) Others	18,597.97	25,970.98
30 Changes in inventories of finished goods, work in progress and stock in trade:		
Stocks at the end of the year:		
i) Work in progress		
Motors, alternators and generators	2,339.35	2,985.15
Transformers	895.35	1,098.10
DG Sets	310.15	512.63
Others	55.12	59.88
Total	3,599.97	4,655.76
ii) Finished goods		
Motors, alternators and generators	371.18	645.01
Transformers	163.53	215.10
DG sets	30.19	94.81
Others	7.90	27.30
Total	572.80	982.22
iii) Scrap	8.60	25.55
A	4,181.37	5,663.53

SEVENTY FIRST ANNUAL REPORT 2017-18

NOTES TO FINANCIAL STATEMENTS

(₹ In Lakhs)

Particulars	Current Year	Previous year
Less: Stocks at the beginning of the year:		
i) Work in progress		
Motors, alternators and generators	2,985.15	3,212.89
Transformers	1,098.10	1,554.95
DG sets	461.54	284.49
Others	110.97	55.25
Total	4,655.76	5,107.58
ii) Finished goods		
Motors, alternators and generators	645.01	1,277.47
Transformers	215.09	642.24
DG sets	94.81	316.29
Others	27.30	168.74
Total	982.21	2,404.74
iii) Scrap	25.56	17.17
B	5,663.53	7,529.49
Total (A-B)	1,482.16	1,865.96
31 Excise Duty:		
i) Excise duty on revenue	888.99	5,460.58
	888.99	5,460.58
32 Employee benefit expenses:		
i) Salaries , wages and bonus	5,381.63	5,683.15
ii) Contribution to provident and other funds	640.00	648.56
iii) Staff welfare expenses	743.79	876.86
	6,765.42	7,208.57
33 Finance costs:		
i) Interest expense	3,322.21	3,607.58
Less: Charged to a Subsidiary*	240.57	708.74
	3,081.64	2,898.84
ii) Other borrowing costs	228.30	307.81
	3,309.94	3,206.65
* Interest paid to a lending bank amounting to ₹ 240.57 (March 31, 2017 - ₹ 708.74) lakhs has been charged to SKG Terra Promenade Private Limited in terms of the understanding consequent to transfer of certain immovable properties in an earlier year.		
34 Depreciation and amortization expense		
i) Depreciation of tangible assets	1,049.65	1,078.33
ii) Amortization of intangible assets	14.60	40.93
	1,064.25	1,119.26
35 Other expenses:		
i) Power and fuel	726.19	819.33
ii) Rent	263.63	302.66
iii) Repairs to buildings	37.93	59.74
iv) Repairs to machinery	98.92	188.00
v) Repairs to others	329.41	328.43
vi) Vehicle maintenance	18.04	18.51
vii) Insurance	38.57	33.00
viii) Rates and taxes	374.62	155.25

NOTES TO FINANCIAL STATEMENTS

(₹ In Lakhs)

Particulars	Current Year	Previous year
ix) Payment to auditors		
- as auditor (includes branch audit fees of ₹ 0.12, previous year ₹ 0.13)	12.12	27.30
- for taxation matters (includes ₹ 0.12, previous year ₹ 0.12 to branch auditor)	10.11	16.61
- for Certification work *	3.76	5.00
- for limited review	16.12	18.00
	42.11	66.91
x) Selling expenses	1,051.52	1,456.85
xi) Commission	35.86	15.19
xii) Warranty claims	4.53	301.97
xiii) Allowance for doubtful trade receivables - Expected Credit Losses	206.05	610.75
xiv) Net (gain)/loss on foreign currency transaction and translation	(15.75)	15.95
xv) Allowance for bad and doubtful receivables from Subsidiary companies	970.77	500.00
xvi) Irrecoverable loans and advances written off	-	302.55
Less: Allowance for doubtful loans and advances withdrawn	-	302.55
xvii) Loss on sale of fixed assets (net)	-	19.68
xviii) Legal and professional charges	547.26	379.56
xix) Travelling and conveyance	465.57	613.45
xx) Printing and stationary	34.17	47.78
xxi) Postage, telegrams and telephones	86.87	139.41
xxii) Directors sitting fees	10.95	11.25
xxiii) Loss on assets held for sale	-	383.69
Less: Provision for assets held for sale withdrawn	-	383.69
xxiv) Provision for contingencies	88.36	60.63
xxv) Security Charges	306.05	349.72
xxvi) Contract Labour Charges	468.54	732.48
xxvii) Miscellaneous expenses	50.52	83.40
	6,240.69	7,309.90

* Excludes fees of nil (Previous year: ₹ 30.30 lakhs) in connection with QIP issue which has been reduced from share premium account.

36 Earnings per share:

(Basic and diluted)

(a) Before exceptional item

Loss for the year after tax expense	(7,682.96)	(2,738.11)
Add: Preference dividend payable including dividend tax	-	(0.48)
	(7,682.96)	(2,738.59)
Weighted average number of equity shares	66,414,071	61,752,954
Paid up value per share	10.00	10.00
Loss per share (basic & diluted) (*)	(11.57)	(4.43)

(b) After exceptional item

Loss for the year after tax expense	(7,682.96)	(2,738.11)
Add: Preference dividend payable including dividend tax	-	(0.48)
	(7,682.96)	(2,738.59)
Weighted average number of equity shares	66,414,071	61,752,954
Paid up value per share	10.00	10.00
Loss per share (basic & diluted) (*)	(11.57)	(4.43)

(*) Effect of potential equity shares is antidilutive

SEVENTY FIRST ANNUAL REPORT 2017-18

NOTES TO FINANCIAL STATEMENTS

(₹ In Lakhs)

Particulars	As at March 31, 2018	As at March 31, 2017
37 Other notes to accounts:		
1) Contingent liabilities and commitments: (to the extent not provided for)		
a) Contingent liabilities:		
i) Claims against the Company not acknowledged as debts	867.43	1,530.73
ii) Guarantees	1,482.27	2,801.65
iii) Bills discounted with Bank	345.05	1,592.08
iv) Central excise and customs authorities have issued notices and raised certain demands, which are pending in appeal before various authorities, not acknowledged as debt by the Company.	170.51	118.42
v) Sales tax demanded under appeal. The Company has paid an aggregate amount of ₹ 694.65 lakhs (as at March 31, 2016 ₹ 658.88 lakhs) against the demand which has been included in disputed statutory dues.	2,013.14	5,547.25
vi) Sales Tax Authorities have disallowed certain input credit availed in the returns filed and also disallowed certain sales returns, unfructified sales, labour charges and service tax, in the re- assessment for the year 2009-10. The Company has disputed and challenged the same in writ petition before the Honorable High Court of Karnataka and considers the said disallowances has been passed based on incorrect interpretation of law. The operation of said re-assessment order had been stayed by the Honorable High Court of Karnataka. Further, The honorable High Court of Karnataka has disposed the writ petition made by the company on January 10, 2018 and has passed the order setting aside for passing the fresh order in accordance with the law by the assessing authorities.	Nil	893.00
vii) The Company has filed before the Honorable Supreme Court, special leave petition in respect of resale tax and sales tax penalty of ₹ 527 lakhs and ₹ 362 Lakhs respectively, on its erstwhile subsidiary Kaytee Switchgear Limited (since merged with the Company) and confirmed by the honorable High Court of Karnataka. The Company has paid an aggregate amount of ₹ 479.23 lakhs as at March 31, 2017 (as at March 31, 2016 ₹ 479.23 lakhs) against the demand which has been included in disputed statutory dues as reported in Note 10 to Financial Statements. The Company also approached the Karnataka Sales tax authorities seeking settlement of the Sales tax penalty referred above under 'Karasamadhana Scheme 2017'(Scheme) which involves settlement of the matter by payment of 10% of the amount of penalty and withdrawing the appeal before the Honorable Supreme Court. However, the same could not be resolved due to certain interpretation issues of the Scheme and demand for certain amount as further tax payment without considering the amounts already paid by the Company. Consequently the Company has filed a writ petition in the Honorable High Court of Karnataka challenging the scheme on grounds of discrimination and seeking specific reliefs. The Authorities have received the application under Scheme in compliance to the directions contained in interim order of the Hon'ble High Court of Karnataka.	889.37	889.37
viii) Income tax deducted at source demand under the traces software for short and non remittances of tax deduction at source – matter under examination.	5.00	209.88
ix) Sales tax liabilities in respect of pending assessments - C forms have not been received from several customers. Continuing efforts are being made to obtain them. Significant progress has been made in the matter as compared to the previous year.	Not Ascertainable	Not Ascertainable
x) Interest if any, on account of delays in payment to suppliers.	Not Ascertainable	Not Ascertainable

NOTES TO FINANCIAL STATEMENTS

(₹ In Lakhs)

Particulars		As at March 31, 2018	As at March 31, 2017
xi)	Certain industrial disputes are pending before various judicial authorities – not acknowledged by the Company. Liability has been considered against those cases for which is ascertainable, some cases are pending for it is not possible to ascertain liability.	17.65	17.65
xii)	Income tax demands under appeal. The demands are consequential to certain amounts of computed interests being deemed as capital expenditure and certain other disallowances disputed by the Company.	-	10.34
xiii)	The Company had furnished a guarantee for the redemption of preference shares issued by Kirloskar Investment and Finance Ltd to an extent of ₹ 200 lakhs as at March 31, 2017 (as at March 31, 2016 ₹ 200 lakhs) and had obtained counter guarantee from the said Company. The preference shareholder has claimed a sum of ₹ 200 lakhs along with dividends in arrears of ₹ 205.60 lakhs and interest from the Company. This claim has been upheld by the Debt Recovery Tribunal (DRT). The Company has preferred an appeal before the Debt Recovery Appellate Tribunal(DRAT) to set aside the orders passed by the DRT. The Company has deposited during the previous year ₹ 102.80 lakhs with DRAT as directed by the Supreme Court of India and the matter stands re-posted for hearing. The Company does not acknowledge this liability.	405.60	405.60
xiv)	Corporate Guarantee given to its wholly owned subsidiary	6,632.68	6,632.68
xv)	Right to recompense to the lending banks subject to profitability and cash flows of the Company, approximate net present value of recompense as per Master Restructuring Agreement (MRA).	514.00	514.00

In respect of items above, future cash outflows in respect of contingent liabilities is determinable only on receipt of judgements pending at various forums / settlement of matter. The management believes, based on internal assessment and / or legal advice, that the probability of an ultimate adverse decision and outflow of resources of the Company is not probable. However as a matter of abundant caution the Company has recognized a provision for contingencies, to take care of any liabilities that may devolve, and included in **Note 37(15)**.

b) Commitments

Estimated amount of contracts remaining to be executed on capital account and not provided for (net of advances)	22.44	453.55
--	-------	--------

(₹ In Lakhs)

Particulars		March 31, 2018		March 31, 2017	
2 Additional Information:					
a) Value of Imports calculated on CIF basis:					
i) Raw Materials, Components and spare parts		322.02		214.98	
ii) Capital goods		3.10		59.71	
b) Expenditure in foreign currency: (net of withholding tax)					
i) Professional, consultancy and other fees		145.30		81.47	
ii) Travel		60.50		63.92	
c) SI No Particulars Amount % to total Amount % to total					
i) Value of imported raw materials, spare parts and components consumed		287.30	1.05%	193.42	0.46%
ii) Value of indigenous raw materials, spare parts and components consumed		27,097.73	98.95%	41,679.97	99.54%
		27,385.03	100.00%	41,873.39	100.00%
d) Details of non-resident shareholdings					
i) Number of nonresident share holders		293		601	
ii) Number of shares held by nonresident shareholders		2,938,906		4,019,975	
e) Earnings in foreign exchange:					
i) Export of goods calculated on FOB basis (net)		1,248.62		1,525.86	
ii) Remittances from overseas offices (Net)		113.71		161.34	
iii) Sale of Investments		-		33.44	

NOTES TO FINANCIAL STATEMENTS

- 3** The order of the honourable High Court of Karnataka according approval for the scheme of arrangement and amalgamation under sections 391 to 394 of the Companies Act, 1956 ("Scheme") was received in September 2008 with April 1, 2007 as the appointed date. This scheme of arrangement and amalgamation interalia involved transfer of the operating business of Kirloskar Power Equipment Limited ("KPEL") and amalgamation of Kaytee Switchgear Limited ("KSL") with the Company. The Scheme was registered with the Registrar of Companies on October 17, 2008. Decree in Form 42 of the Companies (Court) Rules, 1949 is yet to be passed by the honourable High Court of Karnataka.
- 4** The Company has preferred a suit for various claims against Deutsche Bank, one of the members of the erstwhile consortium of bankers for breach of trust for withholding of monies belonging to the Company and freezing sanctioned working capital limits.
- 5** Confirmation of balances from customers, suppliers and service providers with whom the Company had transactions are awaited in certain cases. Accounts with certain parties are under review and reconciliation. Adjustments will be made on completion of review/reconciliation. In the assessment of the management, effect on revenue if any, is not expected to be material.
- 6** The customers of the Company had deducted liquidated damages and other charges for delays in delivery of goods as compared to contractual obligations. The Company has made representations to such customers explaining reasons for delays as well as impress upon them that the same were caused by various factors including those not attributable to it and as such being beyond its control. The Company had made necessary provision on an overall assessment of the likely loss where in its opinion waiver is not likely. The Company is confident that its representations will be accepted by customers and liquidated damages and other charges deducted will be waived. Impact, if any, on the financial statements is not expected to be material.
- 7** Certain mistakes noticed in the inventory records have been corrected to the extent identified based on physical inventory taken from time to time. The Company is in the process of identifying and analysing the differences adjusted/to be adjusted in the books of account on a comprehensive basis. The management has also formed a task force for liquidation of slow/non moving inventories in respect of which provision for inventories has been estimated and made. Any further adjustments required to the financial statements if any, is not expected to be material.
- 8** Machinery purchased in prior years but currently held for sale for the past several years have been recognized at realizable value estimated by the management. Such value is consistent with quotations received from prospective buyers after considering the provision made and any shortfall in realisability is not expected to be material.
- 9** Current assets, loans and advances include **₹ 270.35 Lakhs** (as at March 31, 2017 ₹ 288.52 Lakhs) being rescheduled advances from certain companies in which certain key managerial personnel are interested. The Company is confident that these companies will fulfill their obligations and has considered these amounts as good of recovery.
- 10** During a previous year, the shareholders of the Company at the Annual General Meeting held on September 30, 2013 have approved an Employee Stock Option Scheme. However, the Company has not issued any options as at March 31, 2018 and accordingly, recognition of expense in this respect and requisite disclosures are not applicable.

NOTES TO FINANCIAL STATEMENTS

11 DISCLOSURES AS PER IND AS 19 “EMPLOYEE BENEFITS”:

(a) Defined Contribution Plan:

Contribution to defined contribution plan are recognized as expense for the year are as under: (₹ In Lakhs)

Particulars	March 31, 2018	March 31, 2017
Employer’s contribution to provident & pension funds	304.12	332.17
Employer’s contribution to superannuation fund	101.43	77.25

(b) Defined Benefit Plan:

The employees’ gratuity fund scheme managed by a trust and leave encashment is a defined benefit plan. The Present value of obligation is determined based on actuarial valuation using the projected unit credit method.

(₹ In Lakhs)

		As at March 31, 2018		As at March 31, 2017	
		Gratuity (Funded)	Leave (Funded)	Gratuity (Funded)	Leave (Funded)
1	Reconciliation of opening and closing balances of defined benefit obligation:				
	Defined Benefit obligation at beginning of the year	2,319.35	542.47	2,437.49	485.04
	Current Service Cost (*)	192.58	55.83	109.23	41.39
	Interest Cost	107.60	39.38	182.19	38.75
	Additional provision for increase in limit of gratuity/ in excess of limit	-	-	(25.08)	-
	Actuarial (gain)/ loss	(148.62)	(16.06)	(8.31)	141.47
	Benefits Paid	(291.19)	(147.76)	(376.17)	-164.18
	Defined Benefit obligation at end of the year	2,179.72	473.86	2,319.35	542.47
2	Reconciliation of opening and closing balance of fair value of plan assets:				
	Fair value of plan assets at beginning of the year	753.00	188.60	1,053.72	174.23
	Expected return on plan assets	54.67	14.43	84.19	13.92
	Employer Contribution	64.95	-	6.61	-
	Benefits paid	(6.54)	-	(376.17)	-
	Actuarial gain/(loss)	(291.19)	-	(15.35)	0.45
	Fair value of plan assets at year end	574.89	203.03	753.00	188.60
	Reconciliation of fair value of assets and obligations:				
	Fair value of plan assets	574.89	203.03	753.00	188.60
	Present value of obligation	2,179.72	473.86	2,319.35	542.47
	Amount recognized in Balance Sheet under liabilities:	1,604.83	270.83	1,566.35	353.87
	Expense recognized during the year: (under “Note 32” “Employee benefit expenses” in the Statement of profit and loss)	Current Year		Previous Year	
	In Income Statement:				
	Current Service Cost	192.58	55.83	109.23	41.39
	Interest Cost	107.60	39.38	182.19	38.75
	Expected return on plan assets	(54.67)	(14.43)	(84.19)	(13.92)
	Additional provision for increase in limit of gratuity/ in excess of limit	-	-	(25.08)	-
	In Other Comprehensive Income:				
	Actuarial (gain)/ loss	142.57	(16.06)	7.04	141.02
	Net Cost	388.08	64.72	189.19	207.24

NOTES TO FINANCIAL STATEMENTS

(₹ In Lakhs)

Actuarial assumptions:	As at March 31, 2018		As at March 31, 2017	
	Indian Assured Lives (2006 -08) (Ultimate)	Indian Assured Lives (2006 -08) (Ultimate)	Indian Assured Lives (2006 -08) (Ultimate)	Indian Assured Lives (2006 -08) (Ultimate)
Mortality Table				
Discount rate (per annum)	7.26%	7.26%	7.26%	7.26%
Expected rate of return on plan assets (per annum)	7.26%	7.26%	7.26%	7.26%
Rate of escalation in salary (per annum)	7.00%	7.00%	7.00%	7.00%

(*) Leave provision for current year includes provision for short term compensated absence as assessed by the actuary.

The estimates of rate of escalation in salary considered in actuarial valuation, take into account inflation, seniority, promotion and other relevant factors including supply and demand in the employment market.

3 Present value of DBO, Fair Value of Plan Assets, Deficit/(Surplus), Experience Adjustments for current and earlier periods of Gratuity (Funded):					
	2017-18	2016-17	2015-16	2014-15	2013-14
Defined benefit obligation at the end of the period	(2,179.72)	(2,319.35)	(2,437.49)	(2,490.09)	(2,489.47)
Plan assets at end of the period	574.89	753.00	1,053.72	1,310.95	1,469.03
Unfunded amount	(1,604.83)	(1,566.35)	(1,383.77)	(1,179.14)	(1,020.44)
Experience Gain/ (loss) adjustments on plan liabilities	80.92	100.36	(24.27)	23.38	62.47
Experience Gain/ (loss) adjustments on plan assets	(291.19)	(15.35)	(11.07)	(20.58)	(10.38)
Actuarial gain/ (loss) due to change in assumptions	67.71	(92.05)	11.67	(174.33)	(164.81)

(c) Sensitivity Analysis:

Significant Actuarial Assumptions for the determination of the defined benefit obligation are discount rate, expected salary increase and employee turnover. The sensitivity analysis below, has been determined based on possible effect of changes of an assumption occurring at end of the reporting period, while holding all other assumptions constant.

(₹ In Lakhs)

Particulars	As at March 31, 2018		As at March 31, 2017	
	Decrease	Increase	Decrease	Increase
Change in discounting rate (delta effect of +/- 0.5%)	60.25	(56.94)	67.76	(68.89)
Change in rate of salary increase (delta effect of +/- 0.5%)	(57.62)	60.43	(64.33)	67.61
Change in rate of plan assets (delta effect of +/- 0.5%)	(2.97)	2.83	(64.33)	0.77

These plans typically expose the Company to actuarial risks such as: investment risk, interest risk, longevity risk and salary risk.

Investment risk: The present value of the defined benefit plan liability is calculated using a discount rate which is determined by reference to market yields at the end of the reporting period on government bonds.

Interest risk: A decrease in the bond interest rate will increase the plan liability; however, this will be partially offset by an increase in the return on the plan assets.

Longevity risk: The present value of the defined benefit plan liability is calculated by reference to the best estimate of the mortality of plan participants both during and after their employment. An increase in the life expectancy of the plan participants will increase the plan's liability.

Salary risk: The present value of the defined plan liability is calculated by reference to the future salaries of plan participants. As such, an increase in the salary of the plan participants will increase the plan's liability.

NOTES TO FINANCIAL STATEMENTS

12 SEGMENT REPORTING:

As per Ind AS 108 on "Operating Segments", segment information has been provided under the Notes to Consolidated Financial Statements.

13 RELATED PARTY TRANSACTIONS:

(a) Name of related parties and description of relationship where controls exists:

Sl. No.	Name of the Related Party	Relationship
1	Luxquisite Parkland Private Limited SLPKG Estate Holdings Private Limited SKG Terra Promenade Private Limited KELBUZZ Trading Private Limited Kesvik Developers Private Limited Swaki Habitat Private Limited	Wholly owned subsidiary
2	Kirsons B V Lloyd Dynamowerke GmbH & Co. KG (refer Note 49) Lloyd Beteiligungs GmbH	Step down subsidiary
	Mr. Vijay R Kirloskar Mrs. Meena Kirloskar Ms. Janaki Kirloskar (upto Feb 11, 2017) Ms. Rukmini Kirloskar Mr. Vinayak Narayan Bapat (upto August 11,2017) Mr. Anand B Hunnur Mr. Soumendra Kumar Mahapatra (upto August 12,2017) Mr. Sanjeev Kumar S (from August 10,2017) Mr. Chinmoy Patnaik (upto October 31,2017) Ms. K S Swapna Latha (from February 12,2018)	Key Management Personnel and their relatives ("KMP")
4	Kirloskar (Malaysia) Sdn. Bhd	Associates
5	Senapathy Whiteley Private Limited. (upto November 5, 2015) Transport Corporation of India Maini Material Movement Private Limited MRF Limited Reliance Industries Limited Lakshmanan Isola Private Limited (upto November 5, 2015)	Enterprises which are related parties as per section 2(76) of the Companies Act, 2013. ("Others-A")
6	Kirloskar Batteries Private Limited Kirloskar Power Equipment Limited Ravindu Motors Private Limited Vijay Farms Private Limited Sri Vijaydurga Investments and Agencies Private Limited Vijayjyothi Investment and Agencies Private Limited Abhiman Trading Company Private Limited	Enterprises over which key management personnel and their relatives are able to exercise significant influence ("Others-B")

SEVENTY FIRST ANNUAL REPORT 2017-18
NOTES TO FINANCIAL STATEMENTS
(b) Transactions with the related parties

(₹ In Lakhs)

Particulars	Relationship	March 31, 2018	March 31, 2017
Purchase of goods and services:			
Vijay Farms Private Limited	Others-B	38.73	52.36
Sri Vijayadurga Investments and Agencies Private Limited		95.15	106.78
Ravindu Motors Private Limited		0.09	0.97
Abhiman Trading Company Private Limited		59.91	75.20
Transport Corporation of India		210.07	219.82
Sale of goods and services:			
Kirsons BV Subsidiary		216.22	15.26
Kirloskar (Malaysia) Sdn. Bhd	Associates	365.00	161.36
Ravindu Motors Private Limited	Others-B	2.84	16.72
Kirloskar Power Equipment Limited	Others-B	-	16.70
Maini materails movement private limited	Others-A	0.25	23.80
MRF Limited	Others-A	-	1.47
Reliance industries limited	Others-A	-	3.21
Rent paid			
Vijayjyothi Investments and Agencies Private Limited	Others-B	78.00	78.78
Remuneration paid:			
Vijay R Kirloskar*			
Short term employee benefits		190.68	148.68
Post employment benefits		\$	\$
Vinayak Narayan Bapat*			
Short term employee benefits		40.49	77.99
Post employment benefits		\$	\$
Anand B Hunnur*	KMP		
Short term employee benefits		65.21	48.28
Post employment benefits		\$	\$
Swapna Latha*			
Short term employee benefits		3.93	-
Post employment benefits		\$	\$
Soumendra Kumar Mahapatra*			
Short term employee benefits		13.01	31.94
Post employment benefits		\$	\$
Sanjeev Kumar S*			
Short term employee benefits		24.15	-
Post employment benefits		\$	\$
Chinmoy Pattnaik*			
Short term employee benefits		20.72	23.45
Post employment benefits		\$	\$
Rukmini Kirloskar*			
Short term employee benefits		3.27	5.93
Post employment benefits		\$	\$
Meena Kirloskar (Sitting fees)		1.20	1.20
Janaki Kirloskar**		-	0.30
Investments made			
Shares issued by KELBUZZ Trading Private Limited in consideration of transfer of assets by KEC	Wholly owned subsidiary		
KELBUZZ Trading Private Limited		296.45	-

NOTES TO FINANCIAL STATEMENTS

(₹ In Lakhs)

Particulars	Relationship	March 31, 2018	March 31, 2017
Issue of Shares to Vijay R Kirloskar			
Conversion of CCPS into equity shares	KMP		
Issue of Equity shares		-	268.86
Share Premium		-	549.55
Expenses of subsidiaries met by the Company and to be reimbursed			
KELBUZZ Trading Private Limited		110.75	407.42
Luxquisite Parkland Private Limited	Wholly owned	0.49	0.69
SKG Terra Promenade Private Limited	subsidiary	238.32	763.02
SLPKG Estate Holdings Private Limited		282.12	321.16
Kesvik Developers Private Limited		0.09	0.22
Swaki Habitat Private Limited		0.09	0.22

\$ Amount not ascertained since accrued gratuity and compensated absence liability has been recognized for the Company as a whole.

** Current year amount relates to sitting fees

Key managerial personnel are provided free use of company car and communication facilities. These are in addition to remuneration furnished above.

(c) Outstanding balances at the end of the year:

(₹ In Lakhs)

Particulars	Relationship	As at March 31, 2018	As at March 31, 2017	As at April 01, 2016
Amount due to Company:				
KELBUZZ Trading Private Limited		5,717.97	5,944.71	5,765.51
Luxquisite Parkland Private Limited		233.65	105.16	60.47
SKG Terra Promenade Private Limited	Wholly owned	3,557.10	3,691.95	3,683.60
SLPKG Estate Holdings Private Limited	subsidiary	5,052.80	4,998.60	5,440.89
Kesvik Developers Private Limited		0.44	0.35	0.14
Swaki Habitat Private Limited		0.43	0.34	0.13
Kirloskar (Malaysia) Sdn. Bhd	Associate	63.13	161.59	151.29
Kirloskar Power Equipment Limited	Others A & B	0.18	-	180.00
Vijay Farms Private Limited		194.04	188.74	192.64
Sri Vijayadurga Investments and Agencies Private Limited		2.71	27.37	19.20
Vijayjyothi Investments and Agencies Private Limited		75.53	111.51	111.51
Ravindu Motors Private Limited		0.38	0.62	0.14
Maini Materials Movement Pvt Ltd.,		6.37	15.68	10.97
Transport Corporation of India Ltd,		-	-	0.24
Abhiman Trading Company Private Limited		73.60	98.97	98.97
Kirloskar Batteries Private Limited		0.19	2.61	2.69
MRF limited		-	14.20	-
Amount due from Company:				
SLPKG Estate Holdings Private Limited	Wholly owned subsidiary	2,223.77	-	-
Lloyd Dynamowerke GmbH & Co. KG	Step down subsidiary	167.50	167.50	179.46
Transport Corporation of India	Others-A	68.89	89.82	71.07
Kirloskar Batteries Private Limited	Others-B	11.94	14.36	14.36
Kirloskar Power Equipment Limited		-	6.36	203.26
Vijay Farms Private Limited		-	6.59	5.68

SEVENTY FIRST ANNUAL REPORT 2017-18

NOTES TO FINANCIAL STATEMENTS

(₹ In Lakhs)

Particulars	Relationship	As at March 31, 2018	As at March 31, 2017	As at April 01, 2016
Vijayjyothi Investments and Agencies Private Limited		-	126.24	108.34
Abhiman Trading Company Private Limited		-	21.75	26.63
Sri Vijayadurga Investments and Agencies Private Limited		-	13.91	10.34
Ravindu Motors Private Limited		-	0.81	0.14
Investment held				
KELBUZZ Trading Private Limited		775.26	478.81	478.81
Luxquisite Parkland Private Limited		6,064.00	6,064.00	6,064.00
SKG Terra Promenade Private Limited		1.00	1.00	1.00
SLPKG Estate Holdings Private Limited	Wholly owned subsidiary	87.65	87.65	87.65
Kesvik Developers Private Limited	Wholly owned subsidiary	1.00	1.00	1.00
Swaki Habitat Private Limited		1.00	1.00	1.00
Kirloskar Power Equipment Limited	Others -B	44.71	30.00	23.48
Guarantees given by the Company and outstanding at the end of the year for the loan taken by:				
KELBUZZ Trading Private Limited	Wholly owned subsidiary	4,200.79	4,076.00	4,005.81
SLPKG Estate Holdings Private Limited	Wholly owned subsidiary	2,557.38	2,556.68	2,588.31
Guarantees given by the Subsidiary in respect of loan taken by the Company and outstanding at the end of the year:				
SKG Terra Promenade Private Limited	Wholly owned subsidiary	2,259.55	2,526.53	2,715.00
Guarantees given for the loans taken by the Company and outstanding at the end of the year by:				
Vijay R Kirloskar	KMP	20,502.83	19,258.33	20,155.68

KEC North America Inc has been dissolved. The investments in and dues from the said company have not been written off, pending receipt of approvals from Reserve Bank of India. However, full provision has been made for the same. Since the said company has been dissolved, the same has not been considered for related party disclosures.

14 OPERATING LEASE (Ind AS 17):

The Company has various operating leases for office facilities, guesthouse and residential premises of employees that are renewable on a periodic basis, and cancelable at its option. Rental expenses for operating leases included in the financial statements for the year are ₹ 263.63 Lakhs (Previous Year ₹ 302.66 Lakhs).

15 The Company has made provisions towards wage arrears, warranty claims from the customers towards sales, short term compensated absences and contingencies. Details of the same are as under: (₹ In Lakhs)

Sl. No.	Particulars		Provision for Contingencies	Wage Arrears	Short Term Compensated Absences	Warranty Claims
1	Balance outstanding as at:	1-Apr-17	1,284.26	515.58	17.03	499.53
		1-Apr-16	1,578.14	747.79	17.03	342.24
		1-Apr-15	1,518.14	400.24	17.11	597.90
2	Provision for the year (net)	31-Mar-18	88.36	185.84	-	(139.57)
		31-Mar-17	(293.88)	(232.21)	-	157.29
		1-Apr-15	60.00	347.55	(0.08)	(255.66)
3	Balance outstanding as at:	31-Mar-18	1,372.63	701.42	17.03	359.96
		31-Mar-17	1,284.26	515.58	17.03	499.53
		1-Apr-16	1,578.14	747.79	17.03	342.24

Foot Note:

Provision in respect of wage settlement has been made on estimated basis and differences if any will be accounted on final settlement. Further as a matter of abundant caution an estimated provision as been made for contingencies as held in respect of ongoing litigations as detailed in note 24 and certain probable liability including in respect of customers.

NOTES TO FINANCIAL STATEMENTS

16 Financial risk management objectives and policies:

The entity's principal financial liabilities comprise borrowings, trade and other payables. The main purpose of these financial liabilities is to finance the entity's operations to support its operations. The entity's principal financial assets include trade and other receivables, rental and bank deposits and cash and cash equivalents that are derived directly from its operations.

The entity is exposed to market risk/credit and liquidity risks. The entity's senior management oversee the management of these risks. The board reviews their activities. No significant derivative activities have been undertaken so far.

Market Risk

Market risk is the risk that the fair value of future cash flows of a financial instrument will fluctuate because of changes in market prices. Market risk comprises three types of risks: interest rate risk, currency risk and other price risk, such as equity price risk and commodity risk. Financial instruments affected by market risk include deposits, FVTOCI investments and derivative financial instruments.

The sensitivity analyses in the following sections relate to the positions as at March 31, 2018, March 31, 2017 and April 1, 2016:

The analyses exclude the impact of movements in market variables on: the carrying values of gratuity and other post-retirement obligations; provisions; and the non-financial assets and liabilities of foreign operations.

The following assumption has been made in calculating sensitivity analyses.

The sensitivity of the relevant profit or loss item is the effect of the assumed changes in respective market risks. This is based on the financial assets and financial liabilities held at March 31, 2018, March 31, 2017 and April 1, 2016 including the effect of hedge accounting.

i. Foreign currency risk

Foreign currency risk is the risk that the fair value or future cash flows of an exposure will fluctuate because of changes in foreign exchange rates. The company's exposure to the risk of changes in foreign exchange rates relates primarily to the some of the vendor payments and customer receivables.

The foreign currency exposures that have not been hedged by any derivative instrument or otherwise as on Mar 31, 2018 are as under:

Particulars	As at March 31, 2018		As at March 31, 2017		As at April 01,2016	
	FCY*	₹ in Lakhs	FCY*	₹ in Lakhs	FCY*	₹ in Lakhs
Assets (Receivables)	USD 397,673	1,035.02	USD 651,261	508.63	USD 1,099,053	822.38
	EUR 324,614		EUR 126,000		EUR 127,344	
	AED 2,666		Nil		Nil	
Liabilities (Payables)	USD 561,170	1,411.40	USD 544,557	558.18	USD 664,838	638.03
	EUR 402,118		EUR 288,747		EUR 248,884	
	EUR 75,237		Nil		AED 47,349	
	MYR 27,550		Nil		Nil	

* Excludes receivable of Euro 11.62 lakhs from Lloyd Dynamowerke GmbH & Co. KG, as the same has been assigned to KELBUZZ Trading Private Limited, a wholly owned subsidiary.

Foreign currency sensitivity:

Every 1% strengthening in the exchange rate between the Indian rupee and the respective currencies for the above mentioned financial assets/liabilities for the years ended March 31, 2018 and March 31, 2017 would decrease the Company's loss and increase the Company's equity by approximately ₹ 3.76 Lakhs and ₹ 0.50 Lakhs respectively where as for April 1, 2016 would increase the Company's loss and decrease Company's equity by ₹ 1.84 Lakhs. A 1% weakening of the Indian rupee and the respective currencies would lead to an equal but opposite effect. In management's opinion, the sensitivity analysis is unrepresentative of the inherent foreign exchange risk because the exposure at the end of the reporting period does not reflect the exposure during the year.

NOTES TO FINANCIAL STATEMENTS

17 Fair Value Measurement (Ind AS 113):

The Financial Instruments of the Company are initially recorded at fair value and subsequently measured at amortized cost based on the nature and timing of the cash flows.

The below table summarises particulars of Financial Instruments used:

(₹ In Lakhs)

Particulars	Note	31-Mar-18	31-Mar-17	1-Apr-16
Financial Assets at amortized cost:				
Investments	7	7,053.05	6,739.36	6,754.40
Trade Receivables	8	4,641.97	11,702.42	9,602.69
Other Financial Assets	9	51.83	35.03	23.51
Cash & cash equivalents	13	1,153.67	1,181.36	1,917.33
Other Bank Balances	13	1,091.60	1,010.83	1,206.70
Total Financial Assets		13,992.12	20,669.00	19,504.63
Financial Liabilities at amortized cost:				
Borrowings	18 & 22	22,214.60	21,410.09	22,312.42
Other Financial Liabilities	19	1,256.14	1,637.96	1,634.49
Trade Payables	23	14,889.88	20,407.11	18,226.64
Total Financial Liabilities		38,360.62	43,455.16	42,173.55

The Company has not classified any Financial Asset or Liabilities as measured at Fair value through Profit and Loss (FVTPL) or measured at Fair Value through Other Comprehensive Income (FVTOCI).

Fair value of shares held by the Company in ICICI Bank Limited as at the three reporting dates have been computed based on its value traded in an active market and constitutes Level 1 in the fair value hierarchy as set out in Ind AS 113. Shares held by the Company in other entities which are unlisted and not traded in an active market have been valued based on their net asset value per share as per their latest available audited financial statements with the company. The increase / (decrease) is recognized in other comprehensive income as at April 01,2016, March 31,2017 and March 31,2018 on this count is estimated at ₹ 65.48 Lakhs, ₹ (6.61) Lakhs and ₹ 17.23 Lakhs respectively.

The Fair Value of the above financial assets and liabilities are measured at amortized cost which is considered to be approximate to their fair values.

- 18 As reported in earlier years Lloyd Dynamowerke GmbH & Co. KG, Germany (LDW), a step down subsidiary of the Company, incurred substantial losses, thereby eroding its net worth and consequent to the actions of local directors of LDW, insolvency administrator was appointed by the court in Germany during the preceding year. The Company has been given to understand that a South Korean company acquired all significant assets, patents, estates, orders and employees of LDW. However, relevant details of the consideration for this transfer and all other relevant information are not available with the Company, in spite of its best efforts. The Company has already filed its claim for an approximate value of Euro 3.52 million in respect of outstanding towards supplies made to LDW including dues of Kirsons B V (immediate holding company of LDW). The Company has also appointed a local legal counsel to represent its interest and has filed certain claims. The legal proceedings are in progress in Germany. However the Company does not expect any material impact on the financial statements due to the same.
- 19 a. Wholly owned subsidiaries of the Company have incurred losses during the year and a part/ whole of their net worth have been eroded. However having regard to the estimated fair value of the assets which these Companies hold, the diminution in value has been considered as temporary and consequently no provision is required to be recognised in the financial statements.
- b. Further Investments in Kirsons B V the step down subsidiary has been valued independently which confirms that the fair value of the investment is not materially lower than the carrying amount. According to the management, business activities in Kirsons B V have started and the said step down subsidiary will have regular income thereon. Under these circumstances, the Board of Directors represent that there is no permanent diminution to the value of investment in Luxquisite Parkland Private Limited and consequently no provision is required to be recognised in the financial statements.
- 20 a) As a measure of restructuring and with the consent of a Lending Bank and other Lending banks under the Joint Lender Forum (JLF) mechanism, the Company transferred during the year ended March 31, 2015 certain assets comprising of immovable properties, receivables and inventory to its subsidiaries Kelbuzz Trading Private Limited, SKG Terra Promenade Private Limited and SLPKG Estate Holdings Private Limited, which will function as special purpose vehicles

NOTES TO FINANCIAL STATEMENTS

to hold such assets, dispose off the same and pay off certain debts (bank dues) transferred by the Company. The amounts outstanding and due from the said subsidiaries as at March 31, 2018 in respect of the transfer of the assets as mentioned above, other expenses relating to the subsidiaries met by the Company and interest charged aggregating to ₹ 14,516.72 lakhs (as at March 31, 2017 ₹ 13,504.63 Lakhs). These subsidiaries are taking active steps to repay the dues of the Company from collection of debts (receivables) assigned and from disposal of immovable properties / inventories transferred apart from debts (bank dues) transferred / to be transferred as referred above. These subsidiaries have been sanctioned credit facilities to an aggregate extent of ₹ 500 lakhs (net of amounts drawn). **The board of directors of the Company are confident of realisation of the entire amounts due from the said subsidiaries as realisation from the sale of immovable properties / inventories by the subsidiaries is expected to be higher than the transfer value.**

- b) The sale of the immovable properties referred above shall be carried out under the supervision of the Asset Sale Committee / Approval of Lender Bank. The Lenders forming part of JLF shall constitute the Asset Sale Committee.
- 21 The net worth (after excluding revaluation reserve) of the group in terms of the Consolidated Financial Statements presented consisting of the Company, its subsidiaries and its associate is eroded. The Company and its components have initiated several measures like identification and active steps being taken for disposal of non-core assets, arrangement under JLF mechanism for restructuring of dues to banks, sanction of further non fund based limits by banks, infusion of capital by the promoters, rationalization of operation, introduction of value added products push for sales, optimization in product mix and enhanced contribution, proposed capital raising plans etc. Accordingly, your directors have prepared the financial statements of the Company on the basis that it is a going concern and that no adjustments are considered necessary to the carrying value of assets and liabilities.
- 22 a) The Company has filed before the Honourable Supreme Court, special leave petition (SLP) in respect of resale tax and sales tax penalty of ₹ 527 lakhs and ₹ 362 lakhs respectively, on its erstwhile subsidiary Kaytee Switchgear Limited (since merged with the parent company) and confirmed by the Honourable High Court of Karnataka. This SLP has been admitted by the Honorable Supreme Court. The Company also approached the Karnataka Sales tax authorities seeking settlement of the Sales tax penalty referred above under 'Karasamadhana Scheme 2017'(Scheme) which involves settlement of the matter by payment of 10% of the amount of penalty and withdrawing the appeal before the Honorable Supreme Court. However, the same could not be resolved due to certain interpretation issues of the Scheme and demand for certain amount as further tax payment without considering the amounts already paid by the Company. Consequently the Company has filed a writ petition in the Honorable High Court of Karnataka challenging the scheme on grounds of discrimination and seeking specific reliefs. Under the above circumstances , the Company believes based on legal advice / internal assessment that the outcome of these contingencies will be favourable, that losses are not probable and no provision is required to be recognized in this respect.
- b) The Company received a reassessment order under Karnataka Value Added Tax Act, 2003 ("KVAT") in an earlier year for the period April 2009 to March 2010 essentially denying input credit and making certain other disallowances and consequently, raised a demand of ₹ 893 lakhs. According to the Company the said order was passed based on incorrect interpretation of law. The Company was legally advised that the said order is not sustainable and consequently a writ petition was filed in the honorable High Court of Karnataka seeking relief from the said order and quashing of the same. The honorable High Court of Karnataka disposed the writ petition made by the company on January 10, 2018 and has passed the order setting aside for passing the fresh order in accordance with the law by the assessing authorities.
- 23 The Company during an earlier year restructured its loans under Joint Lenders Forum mechanism ("JLF"). As per the JLF, interest on cash credit accounts for the period October 2014 to September 2015 and on working capital demand loan from October 2014 to March 2016 were converted into Funded Interest Term Loan. Consequently the joint deed and other documentation was duly completed as permitted in the extant guidelines of the JLF mechanism. A Master Restructuring Agreement ("MRA") has been entered by the Company and its Lenders, Bank of India being the lead bank on June 30, 2015. In pursuance of the MRA the Company has executed other supplementary agreements including Trust and Retention Agreement ("TRA"). The agreements contain various terms and conditions in respect of the facilities sanctioned to the Company including setting up and reporting to the Monitoring Committee. The lenders shall have the right to convert at its option the whole of the outstanding amount of the facilities and / or part thereof into fully paid up equity shares of the Company in the manner specified in the notice in writing to be given by the Lenders to the Company ("Notice of Conversion") prior to the date on which the conversion is to take effect, which date shall be specified in the notice ("Date of Conversion"). The said shares shall rank parri-passu with the existing equity shares of the Company. Under the above circumstance, the Company believes based on legal advice / internal assessment that the outcome will be favorable, that losses are not probable and no provision is required to be recognized in this respect.
- 24 The Income Tax Act, 1961 contains provisions for determination of arm's length price for international transactions between the Company and its associated enterprises. The regulations envisage taxation of transactions which are not in consonance with the arm's length price so determined, maintenance of prescribed documents and information including furnishing of a report from an accountant before the due date for filing the return of income. For the year ended March 31, 2018, the Company is in the process of complying with the said regulations. Management believes that such transactions have been concluded on an arm's length basis and there would be no additional tax liability for the financial year under consideration as a result of such transactions.

NOTES TO FINANCIAL STATEMENTS

25 **Transition to Ind AS:**

These are the Company's first financial statements prepared in accordance with Ind AS notified under the Companies (Indian Accounting Standards) Rules, 2015. The adoption of Ind AS was carried out in accordance with Ind AS 101 - 'First-time Adoption of Indian Accounting Standards' using transition date as April 1, 2016.

Ind AS 101 requires that all Ind AS be consistently and retrospectively applied for fiscal years presented. The Company has prepared Opening Balance Sheet on the transition date and subsequent financials based on the accounting policies set out in Note-1.

In preparing these financials, the Company has availed following exemptions in the transition from previous GAAP to Ind AS in accordance with Ind AS 101.

Optional Exemptions:

a) Business Combinations:

The Company has elected not to apply Ind AS 103- Business Combinations retrospectively for the past business combinations that occurred before the transition date. Thus business combinations that have occurred prior to transition date have not been restated.

b) Deemed Cost:

Property, plant and equipment and intangible assets were carried in the balance sheet prepared under previous GAAP as at March 31, 2016. The Company has elected to regard such carrying amount as deemed cost at the date of transition i.e. April 01, 2016.

Under previous GAAP, investment in subsidiaries, joint venture and associate were stated at cost and provisions made to recognise the decline, other than temporary. Under Ind AS, the Company has elected to regard such carrying amount as at March 31, 2016 as deemed cost at the date of transition.

The following statement provides first-time Ind AS adoption reconciliation that quantifies the significant differences arising on account of transition from previous GAAP to Ind AS

a) Effect of Ind AS adoption on the balance sheet as at March 31, 2017 and April 1, 2016 (transition date):

(₹ In Lakhs)

Particulars	Note No.	As at March 31,2017			As at April 01,2016		
		Amount as per previous GAAP	Effect of transition to Ind AS	Amount as per Ind AS	Amount as per previous GAAP	Effect of transition to Ind AS	Amount as per Ind AS
I. ASSETS							
Non-current assets							
(a) Property, plant and equipment	I	38,960.85	1,812.50	40,773.35	8,419.53	31,363.13	39,782.66
(b) Capital work-in-progress		-	-	-	14.25	-	14.25
(c) Investment Property	A	-	147.11	147.11	-	147.11	147.11
(d) Other Intangible assets		20.29	-	20.29	53.52	-	53.52
(e) Financial assets							
(i) Investments	B	6,674.60	64.76	6,739.36	6,536.01	218.39	6,754.40
(ii) Trade Receivables	G	-	404.35	404.35	-	75.58	75.58
(iii) Other financial assets	C	3,187.78	(3,152.75)	35.03	2,319.78	(2,296.27)	23.51
(g) Other non-current assets	G	13,474.25	(656.18)	12,818.07	12,522.29	(2,006.76)	10,515.53
Total Non-current assets		62,317.77	(1,380.21)	60,937.56	29,865.38	27,501.18	57,366.56
Current assets							
(a) Inventories		7,563.73	-	7,563.73	9,711.15	-	9,711.15
(b) Financial assets							
(i) Trade receivables	F	12,831.41	(1,533.34)	11,298.07	10,449.70	(922.59)	9,527.11
(ii) Cash and cash equivalents		1,181.36	-	1,181.36	2,423.57	(506.24)	1,917.33
(iii) Other Bank balances		1,045.86	(35.03)	1,010.83	723.97	482.73	1,206.70
(iv) Other financial assets		1,106.27	(1,106.27)	-	1,221.23	(1,221.23)	-
(c) Other current assets		4,210.92	1,106.27	5,317.19	4,388.10	1,221.23	5,609.33
Total Current assets		27,939.55	(1,568.37)	26,371.18	28,917.72	(946.10)	27,971.62
TOTAL ASSETS		90,257.32	(2,948.58)	87,308.74	58,783.10	26,555.08	85,338.18

NOTES TO FINANCIAL STATEMENTS

(₹ In Lakhs)

Particulars	Note No.	As at March 31,2017			As at April 01,2016		
		Amount as per previous GAAP	Effect of transition to Ind AS	Amount as per Ind AS	Amount as per previous GAAP	Effect of transition to Ind AS	Amount as per Ind AS
I. EQUITY AND LIABILITIES							
Shareholders' funds							
(a) Share capital		6,641.41	-	6,641.41	6,391.78	-	6,391.78
(b) Other equity		27,212.06	(5,967.56)	21,244.50	(4,680.42)	23,775.24	19,094.82
TOTAL EQUITY		33,853.47	(5,967.56)	27,885.91	1,711.36	23,775.24	25,486.60
II. LIABILITIES							
Non-current liabilities							
(a) Financial liabilities							
(i) Borrowings		6,593.29	-	6,593.29	7,890.33	-	7,890.33
(ii) Other financial liabilities	D	1,583.38	54.58	1,637.96	1,481.58	152.91	1,634.49
(b) Provisions	H	1,903.19	-	1,903.19	1,677.55	-	1,677.55
(c) Deferred tax liabilities (net)	J	-	2,921.84	2,921.84	-	2,665.26	2,665.26
Total Non current liabilities		10,079.86	2,976.42	13,056.28	11,049.46	2,818.17	13,867.63
Current liabilities							
(a) Financial liabilities							
(i) Borrowings		14,816.80	-	14,816.80	14,422.09	-	14,422.09
(ii) Trade payables							
(i) micro and small enterprises, and		122.36	-	122.36	80.83	-	80.83
(ii) other than micro and small enterprises		20,284.75	-	20,284.75	18,145.81	-	18,145.81
(iii) Other financial liabilities		-	1,565.38	1,565.38	-	3,788.41	3,788.41
(b) Provisions	E	2,502.59	(186.19)	2,316.40	2,942.73	(257.53)	2,685.20
(c) Other current liabilities		8,597.40	(1,336.63)	7,260.77	10,423.11	(3,569.21)	6,853.90
(d) Current Tax Liabilities (Net)		0.09	-	0.09	7.71	-	7.71
Total Current liabilities		46,323.99	42.56	46,366.55	46,022.28	(38.33)	45,983.95
TOTAL EQUITY AND LIABILITIES		90,257.32	(2,948.58)	87,308.74	58,783.10	26,555.08	85,338.18

b) Reconciliation of loss between Ind AS and previous GAAP

(₹ In Lakhs)

Nature of adjustments	Notes	Net Loss
Net Loss after tax as reported under Previous GAAP		(2,963.19)
Ind AS: Adjustments increase/(decrease)		
Fair Value adjustment of long term receivable from subsidiaries	G	1,487.48
Expected credit loss recognized on trade receivables	F	(620.30)
Warranty adjustment	E	(71.35)
Fair value adjustment of retention money	G	(246.59)
Actuarial gains/losses in respect of employees defined benefit plans reclassified as other comprehensive income	H	7.04
Interest income on retention money	G	73.98
Expected credit loss recognized on receivables from subsidiaries	G	(500.00)
Guarantee Income	D	98.33
Amortisation of deferred interest on Rent deposit	C	(11.64)
Interest income on rent deposits	C	8.13
Total Ind AS adjustments affecting loss as per statement of profit and loss		225.08
Loss under Ind AS (after tax)		(2,738.11)
Other comprehensive income		
Actuarial gains/losses in respect of employees defined benefit plans reclassified as other comprehensive income	H	(7.04)
Fair value adjustments on investments	B	(6.51)
Revaluation gain on land	I	1,812.50
Deferred tax liability in respect of above items(net)	J	(256.58)
Total Ind AS adjustments of other comprehensive income		1,542.37
Total comprehensive income reported under Ind AS		(1,195.74)

NOTES TO FINANCIAL STATEMENTS

c) Reconciliation of Other equity between Ind AS and previous GAAP (₹ In Lakhs)

Nature of adjustments	Notes	As at March 31,2017	As at April 1,2016
Other Equity as reported under Previous GAAP		27,212.06	(4,680.42)
Effect of Transition to Ind AS:			
Fair Value adjustment of long term receivable from subsidiaries	G	(1,190.79)	(2,678.27)
Expected credit loss recognized on trade receivables	F	(1,762.11)	(1,141.79)
Warranty adjustment	E	186.19	257.53
Fair value adjustment of retention money	D	(319.28)	(72.69)
Interest income on Retention money	D	73.98	0.00
Expected credit loss recognized on receivables from subsidiaries	G	(2,000.00)	(1,500.00)
Fair valuation of investments	B	58.97	65.48
Revaluation gain on Land	I	1,812.50	31,510.24
Deferred tax liabilities (net)	J	(2,921.84)	(2,665.26)
Guarantee Income	D	98.33	0.00
Amortisation of deferred interest on Rent deposit	C	(11.64)	0.00
Interest income on Rent deposit	C	8.13	0.00
Total Ind AS Adjustments		(5,967.56)	23,775.24
Other equity under Ind AS		21,244.50	19,094.82

d) There were no significant reconciliation items between cash flows prepared under previous GAAP and those prepared under Ind AS.

NOTES TO FINANCIAL STATEMENTS

Notes:

- A Under previous GAAP, there was no requirement to present investment property as a distinct line item and the same was included under property, plant and equipment as at March 31, 2016 and non current investments as at March 31, 2017 and measured at cost. Under Ind AS, investment property is required to be presented as a distinct item under the head non current assets - investment property.
- B Under previous GAAP, non current Investments were recognized at cost. Where applicable, provision was made to recognize a decline, other than temporary, in valuation of such Investments. Under Ind AS, financial assets in equity instruments (other than investments in subsidiaries, associate and joint ventures) are to be recognized at fair value through other comprehensive income.
- C Under previous GAAP, rental deposits were recognised at amount paid to lessors. Under Ind AS, lease deposits are carried at amortised cost over the period of deposits.
- D Financial guarantee contracts have been recognised at fair value at the inception in accordance with Ind AS 109 along with accrued guarantee charges. Under previous GAAP financial guarantee given was disclosed as contingent liability and commitments. The carrying value of investments in subsidiaries include fair value of guarantees given by the company on behalf of the subsidiaries and the cumulative value of guarantee charges recognised as income. No gurantee fees is chargable as per contractual terms.
- E Under previous GAAP, provision for warranty was recorded at transaction price. Under Ind AS, warranty provision is discounted to its present value where the effect of time value of money is material. The imputed interest on the provision is subsequently recognised in statement of profit and loss.
- F Under previous GAAP, allowance for trade receivables and dues from subsidiaries were recognized based on the incurred loss method. Under Ind AS, loss allowance are based on probable loss assessment as estimated by the management.
- G Under previous GAAP, long term receivables and retention money were recorded at transaction pirce. Under Ind AS, they are discounted to its present value where the effect of time value of money is material. The imputed interest is recognised in statement of profit and loss on a time proportionate basis.
- H Under previous GAAP, actuarial gains and losses on measurement of employees defined benefit plans were recognized in the statement of profit and loss. Under Ind AS, the same are recognized under other comprehensive income. Suitable reclassifications have been done.
- I Under previous GAAP, gains on revaluation of land were recognized as and when such revaluations were carried out and were credited to revaluation reserve. Under Ind AS, such revaluation is to be carried out at sufficient regularity and is to be recognized in other comprehensive income. Revaluation of land was last carried out as at April 01, 2016. No fresh revaluation was done as on March 31, 2017. Accordingly, in these Ind AS financial statements, land has been revalued as on March 31, 2017 and March 31, 2018 and the incremental amounts have been recognized in other comprehensive income.
- J Under previous GAAP, deferred tax was accounted based on timing differences impacting the Statement of Profit and Loss for the period. Under Ind AS, Deferred tax is recognised for temporary differences between tax and book bases of the relevant assets and liabilities. No deferred tax liability was recognised under previous GAAP in respect of the incremental amount arising on revaluation of land. In the current financial statements, deferred tax liability has been recognized on such amount applying the rates of tax leviable on long term capital gains after suitable indexation.

26 Previous year's figures have been regrouped wherever required in conformity with current year presentation.

To be read with our report of even date
For **Ashok Kumar, Prabhashankar & Co.**
Chartered Accountants
Firm Regn. No: 004982S

For and on behalf of the Board of Directors of Kirloskar Electric Company Limited

A. Umesh Patwardhan
Partner
Membership No: 222945

Vijay Ravindra Kirloskar
Executive Chairman
DIN: 00031253

Anand Balaramacharya Hunnur
Managing Director
DIN: 06650798

Place: Bengaluru
Date: May 28, 2018

Kamlesh Suresh Gandhi
Director
DIN: 00004969

K S Swapna Latha
Sr. General Manager
- Legal & Company Secretary

Sanjeev Kumar S
Associate Vice President -Finance &
Chief Financial Officer

INDEPENDENT AUDITORS' REPORT TO THE MEMBERS OF KIRLOSKAR ELECTRIC COMPANY LIMITED, BANGALORE

Report on the Consolidated Ind AS financial statements

We have audited the accompanying Consolidated Ind AS financial statements of Kirloskar Electric Company Limited ("the Holding Company"), its subsidiaries and associate (collectively referred to as "the Group") which comprise the Consolidated Balance Sheet as at March 31, 2018, the Consolidated Statement of Profit and Loss (including Other Comprehensive Income), the Consolidated Statement of Cash Flows and the Consolidated Statement of Changes in Equity for the year then ended and a summary of significant accounting policies and other explanatory information for the year then ended (hereinafter referred to as 'Consolidated Ind AS financial statements').

Management's Responsibility for the Consolidated Ind AS financial statements

The Holding Company's Board of Directors is responsible for the matters stated in section 134(5) of the Companies Act, 2013 ("the Act") with respect to the preparation of these Consolidated Ind AS financial statements that give a true and fair view of the consolidated financial position, consolidated financial performance including other comprehensive income, consolidated cash flows and consolidated changes in equity of the Group in accordance with the accounting principles generally accepted in India, including the Indian Accounting Standards (Ind AS) specified under section 133 of the Act, read with relevant rules thereunder. This respective Board of Directors of the companies included in the Group are responsible for maintenance of adequate accounting records in accordance with the provisions of the Act for safeguarding the assets of the Group and for preventing and detecting frauds and other irregularities; selection and application of appropriate accounting policies; making judgements and estimates that are reasonable and prudent; and design, implementation and maintenance of adequate internal financial controls, that were operating effectively for ensuring the accuracy and completeness of the accounting records, relevant to the preparation and presentation of the Consolidated Ind AS financial statements that give a true and fair view and are free from material misstatement, whether due to fraud or error, which have been used for the purpose of preparation of the Consolidated Ind AS financial statements by the Directors of the Holding Company, as aforesaid.

Auditors' Responsibility

Our responsibility is to express an opinion on these Consolidated Ind AS financial statements based on our audit. We have taken into account the provisions of the Act, the accounting and auditing standards and matters which are required to be included in the audit report under the provisions of the Act and the rules made thereunder. We conducted our audit in accordance with the Standards on Auditing specified under section 143(10) of the Act. Those Standards require that we comply with the ethical requirements and plan and perform the audit to obtain reasonable assurance about whether the Consolidated Ind AS financial statements are free from material misstatement. An audit involves performing procedures to obtain audit evidence about the amounts and the disclosures in the Consolidated Ind AS financial statements. The procedures selected depend on the auditor's judgement, including the assessment of the risks of material misstatement of the Consolidated Ind AS financial statements, whether due to fraud or error. In making those risk assessments, the auditor considers internal financial control relevant to the Holding Company's preparation of the Consolidated Ind AS financial statements that give a true and fair view in order to design audit procedures that are appropriate in the circumstances. An audit also includes evaluating the appropriateness of the accounting policies used and the reasonableness of the accounting estimates made by the Holding Company's Directors, as well as evaluating the overall presentation of the Consolidated Ind AS financial statements. We believe that the audit evidence we have obtained and the audit evidence obtained by the other auditors in terms of their reports referred to in sub-paragraph (a) of the Other Matters paragraph below, is sufficient and appropriate to provide a basis for our qualified audit opinion on the Consolidated Ind AS financial statements.

Basis for Qualified Opinion

Attention of the members is invited to note 37(5) to the Consolidated Ind AS financial statements regarding trade receivables/book debts exceeding two years and considered good by the management estimated at ₹ 2,798 lakhs. The relevant accounts are subject to adjustments, if required after management completes review, reconciliation and identification of doubtful debts. We are unable to express an independent opinion on the extent of shortfall in the recovery of the same.

Qualified Opinion

In our opinion and to the best of our information and according to the explanations given to us, except for the effects of the matter described in the Basis for Qualified Opinion paragraph above, the aforesaid Consolidated Ind AS financial statements give the information required by the Act in the manner so required and give a true and fair view in conformity with the accounting principles generally accepted in India, of the consolidated state of affairs of the Group as at March 31, 2018, and its consolidated loss including other comprehensive income, its consolidated cash flows and the consolidated changes in equity for the year ended on that date.

Other Matters

- a. We did not audit the financial statements of 7 subsidiaries included in the Consolidated Ind AS financial statements, whose Ind AS financial statements reflect total assets of ₹ 1,059 lakhs as at March 31, 2018, total revenues of ₹ 229 lakhs and net cash flows of ₹ 16 lakhs for the year ended on that date, as considered in the Consolidated Ind AS financial statements. These Ind AS financial statements have been audited by other auditors whose reports have been furnished to us and our opinion on such Ind AS financial statements as consolidated is based solely on the report of such other auditors.

- b. Unaudited Ind AS financial statements of Kirloskar (Malaysia) Sdn, Bhd., an associate in which share of loss of the Group was ₹ Nil (restricted to the value of the investments) has been considered for preparation of these Consolidated Ind AS financial statements. Unaudited Ind AS financial statements as received from the said associate has been considered for the purpose of preparation of these Consolidated Ind AS financial statements.

Emphasis of Matter

- a. Attention of the members is invited to Note 37(20) of the Consolidated Ind AS financial statements, where in the directors have detailed the reasons for preparing these Consolidated Ind AS financial statements on a going concern basis, though the Networth (after excluding the Revaluation Reserve) of the Group, consisting of the Company, its subsidiaries and associate has been eroded. There are certain overdue payments to creditors and banks. The appropriateness of the said basis is subject to the Company adhering to the restructuring plan and infusion of requisite funds, with its attendant uncertainties. We have relied on the representations made by the Company. Our report is not qualified in this respect.
- b. Attention of the members is invited to Note 37(21a) of the Consolidated Ind AS financial statements, which states that the Company has filed Special Leave Petition in respect of demands of resale tax and sales tax penalty of ₹ 527 lakhs and ₹ 362 lakhs before the honourable Supreme Court of India. The Management has represented to us that it is not probable that there will be an outflow of economic benefits and hence no provision is required to be recognized in this regard. We have relied on this representation. Our report is not qualified in this respect.

Report on Other Legal and Regulatory Requirements:

1. As required by the section 143(3) of the Act, we report that:
- a. We have sought and obtained all the information and explanations which to the best of our knowledge and belief were necessary for the purpose of our audit.
- b. In our opinion, proper books of account as required by law relating to preparation of the aforesaid Consolidated Ind AS financial statements have been kept by the Group so far as it appears from our examination of those books and the reports of other auditors.
- c. The Consolidated Balance Sheet, the Consolidated Statement of Profit and Loss, the Consolidated Statement of Cash Flows and the Consolidated Statement of changes in Equity dealt with by this report are in agreement with the books of account maintained for the purpose of preparation of the Consolidated Ind AS financial statements.
- d. In our opinion, the aforesaid Consolidated Ind AS financial statements comply with the Indian Accounting Standards specified under section 133 of the Act, read with relevant rules thereunder.
- e. On the basis of the written representations received from the directors of the Holding Company as on March 31, 2018 taken on the record by the Board of Directors of the Holding Company and the reports of the statutory auditors of it Indian subsidiaries, none of the directors is disqualified as on that date from being appointed as a director in terms of section 164(2) of the Act.
- f. With respect to the adequacy of the internal financial controls over financial reporting of the Company and the operating effectiveness of such controls, refer to our separate report in "Annexure A".
- g. With respect to other matters to be included in the Auditors report in accordance with rule 11 of the Companies (Audit and Auditors) Rules, 2014 as amended, in our opinion and to the best of our information and according to the explanations given to us,
- i. The Holding Company and its Indian subsidiaries has disclosed the impact of pending litigations on its financial position in its Consolidated Ind AS financial statements in Note 37(1a).
- ii. The Holding Company and its Indian subsidiaries did not have any long-term contracts and has not entered into any derivative contracts. Accordingly no provision is required to be recognised in respect of material foreseeable losses under the applicable laws or accounting standards.
- iii. There were no amounts which were required to be transferred to the Investor Education and Protection Fund by the Company.

for **Ashok Kumar, Prabhaskar & Co.**,
Chartered Accountants
Firm Regn. No. 004982S

A.Umesh Patwardhan
Partner

M. No. 222945

Date: May 28, 2018
Place: Bengaluru

ANNEXURE-A TO THE INDEPENDENT AUDITORS' REPORT

Report on the Internal Financial Controls under Clause (i) of Sub-section 3 of Section 143 of the Companies Act, 2013 ("the Act")

In conjunction with our audit of the Consolidated Ind AS financial statements of the Company as of and for the year ended March 31, 2018, we have audited the internal financial controls over financial reporting of Kirloskar Electric Company Limited ("the Company") and its subsidiary companies which are incorporated in India, as of that date..

Management's Responsibility for Internal Financial Controls

The respective Board of Directors of the Holding Company and its subsidiaries, which are companies incorporated in India, are responsible for establishing and maintaining internal financial controls based on "the internal control over financial reporting criteria established by the Company considering the essential components of internal control stated in the Guidance Note on Audit of Internal Financial Controls over Financial Reporting issued by the Institute of Chartered Accountants of India". These responsibilities include the design, implementation and maintenance of adequate internal financial controls that were operating effectively for ensuring the orderly and efficient conduct of its business, including adherence to company's policies, the safeguarding of its assets, the prevention and detection of frauds and errors, the accuracy and completeness of the accounting records, and the timely preparation of reliable financial information, as required under the Companies Act, 2013.

Auditors' Responsibility

Our responsibility is to express an opinion on the Company's internal financial controls over financial reporting based on our audit. We conducted our audit in accordance with the Guidance Note on Audit of Internal Financial Controls Over Financial Reporting (the "Guidance Note") and the Standards on Auditing, issued by ICAI and deemed to be prescribed under section 143(10) of the Companies Act, 2013, to the extent applicable to an audit of internal financial controls, both applicable to an audit of Internal Financial Controls and, both issued by the Institute of Chartered Accountants of India. Those Standards and the Guidance Note require that we comply with ethical requirements and plan and perform the audit to obtain reasonable assurance about whether adequate internal financial controls over financial reporting was established and maintained and if such controls operated effectively in all material respects.

Our audit involves performing procedures to obtain audit evidence about the adequacy of the internal financial controls system over financial reporting and their operating effectiveness. Our audit of internal financial controls over financial reporting included obtaining an understanding of internal financial controls over financial reporting, assessing the risk that a material weakness exists, and testing and evaluating the design and operating effectiveness of internal control based on the assessed risk. The procedures selected depend on the auditor's judgement, including the assessment of the risks of material misstatement of the Consolidated Ind AS financial statements, whether due to fraud or error.

We believe that the audit evidence we have obtained and the audit evidence obtained by the other auditors in terms of their reports referred to in Other Matters paragraph below, is sufficient and appropriate to provide a basis for our audit opinion on the Holding Company and its subsidiaries incorporated in India, internal financial controls system over financial reporting.

Meaning of Internal Financial Controls over Financial Reporting

A company's internal financial control over financial reporting is a process designed to provide reasonable assurance regarding the reliability of financial reporting and the preparation of consolidated financial statements for external purposes in accordance with generally accepted accounting principles. A company's internal financial control over financial reporting includes those policies and procedures that (1) pertain to the maintenance of records that, in reasonable detail, accurately and fairly reflect the transactions and dispositions of the assets of the company; (2) provide reasonable assurance that transactions are recorded as necessary to permit preparation of financial statements in accordance with generally accepted accounting principles, and that receipts and expenditures of the company are being made only in accordance with authorizations of management and directors of the company; and (3) provide reasonable assurance regarding prevention or timely detection of unauthorized acquisition, use, or disposition of the company's assets that could have a material effect on the Consolidated Ind AS financial statements.

Inherent Limitations of Internal Financial Controls over Financial Reporting

Because of the inherent limitations of internal financial controls over financial reporting, including the possibility of collusion or improper management override of controls, material misstatements due to error or fraud may occur and not be detected. Also, projections of any evaluation of the internal financial controls over financial reporting to future periods are subject to the risk that the internal financial control over financial reporting may become inadequate because of changes in conditions, or that the degree of compliance with the policies or procedures may deteriorate.

Opinion

In our opinion, the Holding Company and its subsidiary companies which are incorporated in India have, in all material respects, an adequate internal financial controls system over financial reporting and such internal financial controls over financial reporting were operating effectively as at March 31, 2018, based on “the internal control over financial reporting criteria established by the Company considering the essential components of internal control stated in the Guidance Note on Audit of Internal Financial Controls Over Financial Reporting issued by the Institute of Chartered Accountants of India”.

Other Matters

Our aforesaid reports under 143(3)(i) of the Act on the adequacy and operating effectiveness of the internal financial controls over financial reporting as it related to 6 subsidiary companies, incorporated in India, are based on the corresponding reports of the auditor of such companies incorporated in India.

for **Ashok Kumar, Prabhashankar & Co.,**
Chartered Accountants
Firm Regn. No. 004982S

A.Umesh Patwardhan
Partner
M. No. 222945

Date: May 28, 2018
Place: Bengaluru

SEVENTY FIRST ANNUAL REPORT 2017-18

CONSOLIDATED BALANCE SHEET AS AT MARCH 31,2018

(₹ In Lakhs)

Particulars	Note No.	As at March 31,2018	As at March 31,2017	As at April 01,2016
I. ASSETS				
Non-current assets				
(a) Property, plant and equipment	3	39,829.52	40,773.35	39,782.66
(b) Capital work-in-progress	4	8.48	-	14.25
(c) Investment Property	5	175.64	177.39	177.65
(d) Other Intangible assets	6	533.20	646.52	784.11
(e) Financial assets				
(i) Investments	7	148.76	131.53	146.57
(ii) Trade Receivables	8	706.38	404.35	75.58
(iii) Other financial assets	9	51.83	35.03	23.51
(f) Other non-current assets	10	2,774.75	3,187.66	2,319.78
Total Non-current assets		44,228.56	45,355.83	43,324.11
Current assets				
(a) Inventories	11	5,473.14	7,609.43	9,756.83
(b) Financial assets				
(i) Trade receivables	12	6,845.20	14,319.48	14,364.52
(ii) Cash and cash equivalents	13 (a)	1,193.78	1,205.75	1,939.82
(iii) Other Bank balances	13 (b)	1,091.60	1,010.83	1,206.70
(c) Other current assets	14	2,538.09	3,775.59	3,080.65
Total Current assets		17,141.81	27,921.08	30,348.52
TOTAL ASSETS		61,370.37	73,276.91	73,672.63
I. EQUITY AND LIABILITIES				
Equity				
(a) Share capital	15	6,641.41	6,641.41	6,391.78
(b) Other equity	16	(8,106.40)	494.03	838.36
Equity attributable to shareholders		(1,464.99)	7,135.44	7,230.14
Non-controlling interest		4.00	4.00	4.00
TOTAL EQUITY		(1,460.99)	7,139.44	7,234.14
II. LIABILITIES				
Non-current liabilities				
(a) Financial liabilities				
(i) Borrowings	17	4,963.08	6,593.29	14,484.45
(ii) Other financial liabilities	18	1,256.14	1,583.38	1,481.58
(b) Provisions	19	1,858.62	1,903.19	1,677.55
(c) Deferred tax liabilities (net)	20	2,973.40	2,921.84	2,665.26
Total non current liabilities		11,051.24	13,001.70	20,308.84

KIRLOSKAR ELECTRIC COMPANY LTD

CONSOLIDATED BALANCE SHEET AS AT MARCH 31,2018

(₹ In Lakhs)

Particulars	Note No.	As at March 31,2018	As at March 31,2017	As at April 01,2016
Current liabilities				
(a) Financial liabilities				
(i) Borrowings	21	17,251.52	14,816.80	14,422.09
(ii) Trade payables				
(i) micro and small enterprises, and	22 (a)	108.58	122.36	80.83
(ii) other than micro and small enterprises	22 (b)	14,862.08	20,287.12	18,286.34
(iii) Other financial liabilities	23	8,994.73	8,197.96	3,788.41
(b) Provisions	24	2,451.04	2,316.40	2,685.20
(c) Other current liabilities	25	8,111.93	7,395.04	6,859.07
(d) Current Tax Liabilities (Net)	26	0.24	0.09	7.71
Total current liabilities		51,780.12	53,135.77	46,129.65
TOTAL EQUITY AND LIABILITIES		61,370.37	73,276.91	73,672.63

Significant accounting policies and notes attached form an integral part of the financial statements

1-37

To be read with our report of even date
For **Ashok Kumar, Prabhashankar & Co.**
Chartered Accountants
Firm Regn. No: 004982S

A. Umesh Patwardhan
Partner
Membership No: 222945

Place: Bengaluru
Date: May 28, 2018

For and on behalf of the Board of Directors of Kirloskar Electric Company Limited

Vijay Ravindra Kirloskar
Executive Chairman
DIN: 00031253

Kamlesh Suresh Gandhi
Director
DIN: 00004969

Sanjeev Kumar S
Associate Vice President -Finance &
Chief Financial Officer

Anand Balaramacharya Hunnur
Managing Director
DIN: 06650798

K S Swapna Latha
Sr. General Manager
- Legal & Company Secretary

SEVENTY FIRST ANNUAL REPORT 2017-18

CONSOLIDATED STATEMENT OF PROFIT AND LOSS FOR THE YEAR ENDED MARCH 31, 2018

(₹ In Lakhs)

Particulars	Note No.	As at March 31,2018	As at March 31,2017
I Revenue from operations	27	37,924.96	62,613.71
II Other income	28	670.34	1,660.00
III Total revenue (I + II)		38,595.30	64,273.71
IV Expenses:			
Cost of materials consumed	29	27,385.03	41,873.39
Changes in inventories of finished goods, work in progress and Stock-in-Trade	30	1,482.17	1,865.96
		28,867.20	43,739.35
Excise Duty	31	888.99	5,460.58
Employee benefits expense	32	6,765.42	7,208.57
Finance costs	33	4,339.53	4,542.85
Depreciation and amortization expense	34	1,168.61	1,223.62
Other expenses	35	5,280.14	7,357.61
		47,309.89	69,532.58
Less: expenses capitalised		-	23.79
Total expenses		47,309.89	69,508.79
V Loss before exceptional items and tax (III-IV)		(8,714.59)	(5,235.08)
VI Exceptional Items		-	-
VII Loss before tax (V-VI)		(8,714.59)	(5,235.08)
VIII Tax expense:			
Current tax		0.13	3.82
Prior year tax			(6.77)
Deferred tax		-	(2.95)
		0.13	
IX Loss for the year (VII - VIII)		(8,714.72)	(5,232.13)
X Other comprehensive income			
(i) Items that will not be reclassified to profit or loss			
a) Remeasurements of the defined benefit plans		148.62	(7.04)
b) Taxes on above		(45.93)	2.18
(ii) Items that will be reclassified to profit or loss			
a) Mark to Market of Investments		17.23	(6.51)
b) Revaluation gain on Land		-	1,812.50
c) Taxes on above		(5.63)	(258.76)
		114.29	1,542.37

CONSOLIDATED STATEMENT OF PROFIT AND LOSS FOR THE YEAR ENDED MARCH 31, 2018

(₹ In Lakhs)

Particulars	Note No.	As at March 31,2018	As at March 31,2017
XI Total comprehensive income (Loss) for the period (IX+X)		(8,600.43)	(3,689.76)
XII Earning per equity share before exceptional item (for continuing operations & combined)	36		
Basic & diluted (in ₹)		(13.12)	(8.47)
Earning per equity share after exceptional item (for continuing operations & combined)	36		
Basic & diluted (in ₹)		(13.12)	(8.47)
(Paid up value per share)		10.00	10.00

Significant accounting policies and notes attached form an integral part of the financial statements

1-37

To be read with our report of even date
For **Ashok Kumar, Prabhashankar & Co.**
Chartered Accountants
Firm Regn. No: 004982S

A. Umesh Patwardhan
Partner
Membership No: 222945

Place: Bengaluru
Date: May 28, 2018

For and on behalf of the Board of Directors of Kirloskar Electric Company Limited

Vijay Ravindra Kirloskar
Executive Chairman
DIN: 00031253

Kamlesh Suresh Gandhi
Director
DIN: 00004969

Sanjeev Kumar S
Associate Vice President -Finance &
Chief Financial Officer

Anand Balaramacharya Hunnur
Managing Director
DIN: 06650798

K S Swapna Latha
Sr. General Manager
- Legal & Company Secretary

SEVENTY FIRST ANNUAL REPORT 2017-18

CONSOLIDATED CASH FLOW STATEMENT FOR THE YEAR ENDED MARCH 31, 2018

(₹ In Lakhs)

Particulars	As at March 31,2018	As at March 31,2017
Cash flows from operating activities		
Profit / (Loss) before taxation	(8,714.59)	(5,235.08)
Adjustments for:		
Depreciation and amortisation	1,168.61	1,223.62
Provisions (net)	444.73	281.35
(Profit)/loss on sale of fixed assets	(376.95)	(198.55)
Interest income	(99.74)	(103.43)
(Profit)/loss on sale of Investment	-	(24.92)
Dividends received	(0.14)	(0.28)
Prov for asset held for sale withdrawn	-	(383.69)
Finance costs	4,339.53	4,542.85
	<u>5,476.04</u>	<u>5,336.95</u>
	(3,238.55)	101.87
(Increase)/ decrease in trade and other receivables	8,253.21	(1,728.14)
(Increase)/ decrease in inventories	2,136.29	2,147.40
Increase/ (decrease) in trade payables and other current liabilities	(5,049.17)	2,673.04
	<u>5,340.33</u>	<u>3,092.30</u>
	2,101.78	3,194.17
Income taxes paid	(173.01)	53.79
Net cash from operating activities	2,274.79	3,140.38
Cash flows from investing activities		
Purchase of property, plant and equipment	71.49	(1,213.66)
Proceeds from sale of property, plant and equipment	376.88	1,045.53
Movement in Investment Properties	1.75	0.26
Sale of Investment	-	33.44
Interest received	98.80	110.04
Increase in margin money and short term deposits	(97.57)	184.35
Dividend received	0.14	0.28
Net cash from investing activities	451.49	160.24
Cash flows from financing activities		
Proceeds from issue of share capital	-	-
Proceeds from long term borrowings	(954.81)	(1,246.68)
ICD's Accepted	300.00	493.25
ICD's Repaid	(182.35)	(475.00)
Issue of shares	-	3,595.06

CONSOLIDATED CASH FLOW STATEMENT FOR THE YEAR ENDED MARCH 31, 2018

(₹ In Lakhs)

Particulars	As at March 31,2018	As at March 31,2017
Repayment of fixed deposits from public	(173.30)	(1,955.80)
Increase/ (decrease) of short term borrowings (net)	2,318.57	380.26
Finance costs	(4,046.36)	(4,825.78)
Net cash from financing activities	(2,738.25)	(4,034.69)
Net increase/(decrease) in cash and cash equivalents	(11.97)	(734.07)
Cash and cash equivalents at beginning of the year	1,205.75	1,939.82
Cash and cash equivalents at end of the year	1,193.78	1,205.75
Cash & Cash equivalents:		

The above Cash flow statement has been prepared under the 'Indirect Method' as set out in the Ind AS-7, 'Statements of Cash Flow'. Cash and cash equivalents are net of bank overdraft as required under Ind AS -7. Cash and cash equivalents included in the statement of cash flows comprise the following amounts in the balance sheet:

Cash on hand and bank balances	2,285.38	2,216.58
Less: Other bank balances	1,091.60	1,010.83
Cash and cash equivalents as restated	1,193.78	1,205.75

To be read with our report of even date
For **Ashok Kumar, Prabhashankar & Co.**
Chartered Accountants
Firm Regn. No: 004982S

A. Umesh Patwardhan
Partner
Membership No: 222945

Place: Bengaluru
Date: May 28, 2018

For and on behalf of the Board of Directors of Kirloskar Electric Company Limited

Vijay Ravindra Kirloskar
Executive Chairman
DIN: 00031253

Kamlesh Suresh Gandhi
Director
DIN: 00004969

Sanjeev Kumar S
Associate Vice President -Finance &
Chief Financial Officer

Anand Balaramacharya Hunnur
Managing Director
DIN: 06650798

K S Swapna Latha
Sr. General Manager
- Legal & Company Secretary

STATEMENT OF CHANGES IN EQUITY FOR THE YEAR ENDED MARCH 31, 2018

(a) Equity Share Capital

(₹ in Lakhs)

Particulars	As at March 31, 2018	As at March 31, 2017	As at April 01, 2016
Balance at the Beginning of the year	6,641.41	6,391.77	6,913.85
Changes in equity share capital during the year	-	249.64	(522.07)
Balance at the end of the year	6,641.41	6,641.41	6,391.78

(b) Other Equity

(₹ in Lakhs)

Particulars	Capital redemption reserve	Capital reserve on consolidation	Capital reserve	Securities premium	Retained earnings	Reserve for doubtful debts	Reconstruction reserves	Total (A)	Other Comprehensive Income			Total (B)	Total Other equity
									Items that will be reclassified to profit or loss		Items that will not be reclassified to profit or loss		
									Fair value of Investment	Revaluation of Land			
As at April 01, 2016	2,401.75	54.78	18.06	1,065.41	(30,095.48)	90.00	641.67	(25,823.81)	-	208.66	-	208.66	(25,615.15)
Add/(Less): Ind AS adjustments	-	-	-	-	(2,433.29)	-	-	(2,433.29)	65.48	31,510.24	(23.66)	31,552.06	29,118.77
Less: Tax Adjustment on Ind AS items	-	-	-	-	-	-	-	-	(12.39)	(2,660.18)	7.31	(2,665.26)	(2,665.26)
As at 1st April 2016	2,401.75	54.78	18.06	1,065.41	(32,528.77)	90.00	641.67	(28,257.10)	53.09	29,058.72	(16.35)	29,095.46	838.36
Add/(Less): Loss for the year	-	-	-	3,345.43	(3,871.39)	-	-	(525.96)	-	-	-	-	(525.96)
Add/(Less): Ind AS adjustments	-	-	-	-	(1,360.74)	-	-	(1,360.74)	(6.51)	1,812.50	(7.04)	1,798.95	438.21
Less: Tax Adjustment on Ind AS items	-	-	-	-	-	-	-	-	2.00	(260.76)	2.18	(256.58)	(256.58)
Total comprehensive income as at March 31 2017	2,401.75	54.78	18.06	4,410.84	(37,760.90)	90.00	641.67	(30,143.80)	48.58	30,610.46	(21.21)	30,637.83	494.03
Add/(Less): Loss for the Year	-	-	-	-	(8,714.72)	-	-	(8,714.72)	17.23	-	-	17.23	(8,697.49)
Add/(Less): Ind AS adjustments	-	-	-	-	-	-	-	-	-	-	-	148.62	148.62
Less: Tax Adjustment on Ind AS items	-	-	-	-	-	-	-	-	(5.63)	-	(45.93)	(51.56)	(51.56)
Transferred to Retained earnings *	-	-	-	-	90.00	(90.00)	-	-	-	-	-	-	-
Total comprehensive income as at March 31 2018	2,401.75	54.78	18.06	4,410.84	(46,385.62)	-	641.67	(38,858.52)	60.18	30,610.46	81.48	30,752.12	(8,106.40)

* Reserve for doubtful debts of ₹ 90 lakhs no longer required has been transferred to Retained Earnings during the year.

To be read with our report of even date
For **Ashok Kumar, Prabhaskar & Co.**
Chartered Accountants
Firm Regn. No: 004982S

A. Umesh Patwardhan
Partner
Membership No: 222945

Place: Bengaluru
Date: May 28, 2018

For and on behalf of the Board of Directors of Kirloskar Electric Company Limited

Vijay Ravindra Kirloskar
Executive Chairman
DIN: 00031253

Anand Balaramacharya Hunnur
Managing Director
DIN: 06650798

Kamlesh Suresh Gandhi
Director
DIN: 00004969

K S Swapna Latha
Sr. General Manager
- Legal & Company Secretary

Sanjeev Kumar S
Associate Vice President -Finance &
Chief Financial Officer

NOTES TO CONSOLIDATED FINANCIAL STATEMENTS FOR THE YEAR ENDED MARCH 31, 2018**1 BACKGROUND:**

The Consolidated Financial Statements comprise financial statements of Kirloskar Electric Company Limited (“the Holding Company”) and its subsidiaries and associate (collectively referred as “the Group”) for the year ended March 31, 2018 and the principal activities of the group is manufacture and sale of electric motors, alternators, generators, transformers, switchgear, DG sets etc.

2 SIGNIFICANT ACCOUNTING POLICIES:**a BASIS OF PREPARATION OF FINANCIAL STATEMENTS:**

In accordance with the notification issued by the Ministry of Corporate Affairs, the Company has adopted Indian Accounting Standards (referred to as “Ind AS”) notified under the Companies (Indian Accounting Standards) Rules, 2015 and Companies (Indian Accounting Standards) Amendment Rules, 2016 read with section 133 of the Companies Act, 2013 with effect from April 01, 2017. The consolidated financial statements of the Company, have been prepared and presented in accordance with Ind AS. Previous year numbers in the consolidated financial statements prepared in accordance with Accounting Standards notified under the Companies (Accounting Standards) Rules, 2006 (“Previous GAAP”) have been restated to Ind AS. In accordance with Ind AS 101 First-time Adoption of Indian Accounting Standard, the Company has presented a reconciliation of other equity and total comprehensive income between the Consolidated financial statements under Accounting Standards notified under Previous GAAP to Ind AS as at March 31, 2017 and April 01, 2016 and for the year ended March 31, 2017 respectively.

b PRINCIPLES OF CONSOLIDATION

- i) The financial statements of the Company and its subsidiaries have been consolidated on a line by line basis by adding together the book values of like items of assets, liabilities, income and expenditures after eliminating intra group balances and transactions to the extent identified and reconciled in accordance with Indian Accounting Standard (Ind AS) 110 - Consolidated Financial Statements .
- ii) The stepdown subsidiary of the Company, namely Kirsons BV has been classified as an ‘Integral Foreign Operation’. Revenue items denominated in foreign currency have been converted at the average rate prevailing during the year. Non monetary foreign currency assets and liabilities have been accounted at the rate of exchange prevailing on the transaction date. Monetary foreign currency assets and liabilities have been converted at the rates prevailing at the end of the year. Resultant differences have been adjusted in the statement of profit & loss.
- iii) Lloyd Dynamowerke GmbH & Co. KG (“LDW”) and Lloyd Beteiligungs GmbH were classified as ‘Non Integral Foreign Operations’. Revenue items were consolidated at the average rate prevailing during the year and all assets and liabilities were converted at the rates prevailing at the end of the year. Any exchange difference arising on consolidation was recognised in the Foreign currency translation reserve.
- iv) The difference between the cost of investment in the subsidiaries, over the net assets at the time of acquisition of shares in the subsidiaries and associates are recognised in the financial statements as Goodwill or Capital Reserve, as the case may be.
- v) Investments in associate companies have been accounted under the equity method as per Ind AS 28 - “Investments in Associates and Joint Ventures”.
- vi) Under the equity method of accounting, the investment is initially recorded at cost, identifying any goodwill / capital reserve arising at the time of acquisition. The carrying amount of investment is adjusted thereafter for post acquisition changes in the investor’s share of net assets of the investee. The consolidated statement of profit and loss reflects the investor’s share of the results of operations of the investee. Calculation of goodwill/ capital reserve as well as post acquisition changes has been made based on available information. Comprehensive information was not available.

c FUNCTIONAL AND PRESENTATION CURRENCY:

These financial statements are presented in Indian Rupees (₹), which is the Company’s functional currency. All financial information is presented in Indian Rupees (₹) rounded to the nearest Lakhs, except share and Earning per share data, unless otherwise stated.

d PROPERTY, PLANT AND EQUIPMENT (“PPE”):**(i) Tangible Assets:**

Land has been recognized on the revaluation model envisaged in Ind AS 16. Revaluations are carried out at sufficient regularity. Other items of PPE are stated at the cost of acquisition less accumulated depreciation and write down for, impairment if any. Direct costs are capitalized until the assets are ready to be put to use. Subsequent costs are included in the asset’s carrying amount or recognized as a separate asset, as appropriate, only when it is probable that future economic benefits associated with the item will flow to the entity and the cost of the item can be measured reliably. All other expenses on existing assets, including day-to-day repair and maintenance expenditure and cost of replacing parts, which do not meet the definition of PPE as per Ind AS 16 are charged to the statement of profit and loss for the period during which such expenses are incurred.

NOTES TO CONSOLIDATED FINANCIAL STATEMENTS FOR THE YEAR ENDED MARCH 31, 2018

Gains or losses arising from de-recognition of PPE are measured as the difference between the net disposal proceeds and the carrying amount of PPE and are recognized in the statement of profit and loss when the PPE is derecognized.

(ii) Intangible assets:

Intangible assets acquired separately are measured on initial recognition at cost. Intangible assets comprise computer software held for use. Following initial recognition, intangible assets are carried at cost less accumulated amortization and accumulated impairment losses, if any.

Gains or losses arising from de-recognition of an intangible asset are measured as the difference between the net disposal proceeds and the carrying amount of the asset and are recognized in the statement of profit and loss when the asset is derecognized.

In both cases, the company has opted for the exemption provided in Ind AS 101 by treating the book value of PPE (other than land which was revalued on April 01, 2016) and intangible assets as on the transition date (April 01, 2016) as the deemed cost of the relevant assets.

(iii) Depreciation & Amortization:

- a. Depreciation on furniture and fixtures costing above ₹ 5,000/- provided at the residences of the employees has been charged at the rate of 33.33% on the straight-line method irrespective of the month of addition
- b. Depreciation on assets taken on finance lease is charged over the primary lease period.
- c. Depreciation on PPE (other than Furniture and Fixtures provided to employees and assets taken on finance lease) bought/sold during the year is charged on straight line method as per the useful life in Schedule II of Companies Act, 2013 on a monthly basis, depending upon the month of the financial year in which the assets are installed/sold.
- d. The amortization period and the amortization method are reviewed at least at each financial year end. If the expected useful life of the asset is significantly different from previous estimates, the amortization period is changed accordingly. If there has been a significant change in the expected pattern of economic benefits from the asset, the amortization method is changed to reflect the changed pattern.

e INVESTMENT PROPERTIES:

- a. Investment properties are properties held for a currently undetermined future use and are valued at cost
- b. An investment property is derecognized upon disposal or when the investment property is permanently withdrawn from use and no future economic benefits are expected from the disposal. Any gain or loss arising on derecognition of the property (calculated as the difference between the net disposal proceeds and the carrying amount of the asset) is included in the standalone statement of profit and loss in the period in which the property is derecognized.

f NON CURRENT ASSETS HELD FOR SALE:

Non Current Assets held for sale are stated at cost or estimated net realizable value, whichever is lower.

g INVENTORIES:

- (i) Inventories does not include spare parts ,servicing equipment and stand by equipment which meet definition of PPE as per AS-10 (revised) .
- (ii) Raw materials, stores, spare parts and components are valued at cost on weighted average basis or net realizable value whichever is lower.
- (iii) Work in progress is valued at works cost or net realizable value whichever is lower.
- (iv) Finished goods are valued at works cost or net realizable value whichever is lower.
- (v) Material cost of work in progress and finished goods are computed on weighted average basis.

h REVENUE RECOGNITION:

Revenue is recognized to an extent that is probable that the economic benefits will flow to the Company and the revenue can be reliably measured.

- (i) Revenue from the sale of goods is recognized when the goods are delivered and titles have passed, at which time all the following conditions are satisfied:
 - a. the Company has transferred to the buyer the significant risks and rewards of ownership;
 - b. the Company retains neither continuing managerial involvement to the degree usually associated with ownership nor effective control over the goods sold;

NOTES TO CONSOLIDATED FINANCIAL STATEMENTS FOR THE YEAR ENDED MARCH 31, 2018

- c. the amount of revenue can be measured reliably;
 - d. it is probable that the economic benefits associated with the transaction will flow to the Company; and
 - e. the costs incurred or to be incurred in respect of the transaction can be measured reliably.
- (ii) Service Income is recognized on proportionate completion method.
 - (iii) Interest income from a financial asset is recognized when it is probable that the economic benefits will flow to the Company and the amount of income can be measured reliably. Interest Income is recognized on time proportion basis, by reference to the principal outstanding and at the effective interest rate applicable.
 - (iv) Dividend income from investments is recognized, when the right to receive the dividend is established.
 - (v) Rental income is recognized on time proportion basis.

i EMPLOYEE BENEFITS:**(i) Short term employee benefits:**

All short-term employee benefits such as salaries, wages, bonus, special awards and medical benefits which fall within 12 months of the period in which the employee renders related services which entitles them to avail such benefits and non-accumulating compensated absences are recognized on an undiscounted basis and charged to the statement of profit and loss.

(ii) Post employment benefits:**a. Defined contribution plans:**

The Company has contributed to provident, pension and superannuation funds which are defined contribution plans. The contributions paid/payable under the scheme are recognized during the year in which employee renders the related service.

b. Defined benefit plans:

Employees' gratuity is defined benefit plan. The present value of the obligation under such plan is determined based on actuarial valuation using the Projected Unit Credit Method which considers each year of service as giving rise to an additional unit of benefit entitlement and measures each unit separately to build up the final obligation. Actuarial gains and losses are recognized immediately in the other comprehensive income. Obligation is measured at the present value of estimated future cash flows using a discounted rate that is determined by reference to market yields as at the balance sheet date on Government bonds where the currency and terms of the Government bonds are consistent with the currency and estimated terms that matches to the defined benefit obligation. Gratuity to employees is covered under Group Gratuity Life Assurance Scheme of the Life Insurance Corporation of India.

c. Compensated Absences:

Accumulated compensated absences, which are expected to be availed or encashed within 12 months from the end of the year end are treated as short term employee benefits. The obligation towards the same is measured at the expected cost of accumulating compensated absences as the additional amount expected to be paid as a result of the unused entitlement as at the year end.

Accumulated compensated absences, which are expected to be availed or encashed beyond 12 months from the end of the year are treated as other long term employee benefits. The Company's liability is actuarially determined (using the Projected Unit Credit method) at the end of each year. Actuarial losses/ gains are recognized in the statement of profit and loss in the year in which they arise.

j FOREIGN CURRENCY TRANSACTIONS:

- (i) Foreign currency transactions are translated into rupees at the exchange rate prevailing on the date of the transaction / rates that approximate the actual rates as at that date.
- (ii) Monetary foreign currency assets and liabilities outstanding as at the year-end are restated at the exchange rates prevailing as at the close of the financial year. All exchange differences are accounted for in the statement of profit and loss.
- (iii) Non monetary items denominated in foreign currency, are valued at the exchange rate prevailing on the date of transaction.
- (iv) Branches are considered as integral foreign operations and have been translated at rates prevailing on the date of transaction/rate that approximates the actual rate as at that date. Branch monetary assets and liabilities outstanding as at year end are restated at the year end rates.

NOTES TO CONSOLIDATED FINANCIAL STATEMENTS FOR THE YEAR ENDED MARCH 31, 2018

k TAXATION:

Income tax expense is the sum of current tax and deferred tax.

Current tax:

The current tax is based on taxable profit for the year. Taxable profit differs from 'profit before tax' as reported in the statement of profit and loss due to the effect of items of income or expense that are taxable or deductible in other years and items that are not taxable or deductible. The Company's current tax is calculated using tax rates that have been enacted or substantively enacted by the end of the reporting period.

Deferred tax:

Deferred tax is recognized using the balance sheet approach. Deferred tax assets and liabilities are recognized on temporary differences between the carrying amounts of assets and liabilities in the financial statements and the corresponding tax bases used in the computation of taxable profit.

Deferred tax liabilities are generally recognized for all taxable temporary differences. Deferred tax assets are generally recognized for all deductible temporary differences to the extent that it is probable that taxable profits will be available against which those deductible temporary differences can be utilized.

The carrying amount of deferred tax assets is reviewed at the end of each reporting period and reduced to the extent that it is no longer probable that sufficient taxable profits will be available to allow all or part of the asset to be utilized.

Deferred tax liabilities and assets are measured at the tax rates that are expected to apply in the period in which the liability is settled or the asset realized, based on tax rates (and tax laws) that have been enacted or substantively enacted by the end of the reporting period.

The measurement of deferred tax liabilities and assets reflects the tax consequences that would follow from the manner in which the Company expects, at the end of the reporting period, to recover or settle the carrying amount of its assets and liabilities.

l BORROWING COSTS:

Interest and other borrowing costs on specific borrowings relating to qualifying assets are capitalized up to the date such assets are ready for use / intended to use. Other interest and borrowing costs are charged to the statement of profit and loss.

m PROVISIONS AND CONTINGENT LIABILITIES:

- i) A provision is recognized when an enterprise has a present obligation (legal or constructive) as result of past event and it is probable that an outflow of embodying economic benefits of resources will be required to settle a reliably assessable obligation. Provisions are determined based on best estimate required to settle each obligation at each balance sheet date. If the effect of the time value of money is material, provisions are discounted using a current pre-tax rate that reflects, when appropriate, the risks specific to the liability. When discounting is used, the increase in the provision due to the passage of time is recognized as a finance cost.
- ii) Provisions for onerous contracts, i.e. contracts where the expected unavoidable costs of meeting obligations under a contract exceed the economic benefits expected to be received, are recognized when it is probable that an outflow of resources embodying economic benefits will be required to settle a present obligation as a result of an obligating event, based on a reliable estimate of such obligation.
- iii) Provisions for warranty-related costs are recognized when the service provided to the customer. Initial recognition is based on historical experience and the present value of the future estimated obligation. The initial estimate of warranty-related costs is revised annually. The annual unwinding of interest is recognized in the Statement of Profit and Loss.
- iv) A contingent liability is a possible obligation that arises from past events whose existence will be confirmed by the occurrence or non-occurrence of one or more uncertain future events beyond the control of the Company or a present obligation that is not recognized because it is not probable that an outflow of resources will be required to settle the obligation. A contingent liability also arises in extremely rare cases where there is a liability that cannot be recognized because it cannot be measured reliably. The Company does not recognize a contingent liability but discloses its existence in the financial statements.

n FINANCIAL INSTRUMENTS:

Financial assets and liabilities are recognized when the Company becomes a party to the contractual provisions of the instrument. Financial assets and liabilities are initially measured at fair value. Transaction costs that are directly attributable to the acquisition or issue of financial assets and financial liabilities (other than financial assets and financial liabilities at fair value through profit or loss) are added to or deducted from the fair value measured on initial recognition of financial asset or financial liability.

NOTES TO CONSOLIDATED FINANCIAL STATEMENTS FOR THE YEAR ENDED MARCH 31, 2018**(i) Cash and Cash Equivalents:**

Cash and Cash Equivalents comprise cash and deposit with banks other than for term deposit earmarked for Bank Guarantee. The company considers all highly liquid investments including demand deposits with bank with an original maturity of three months or less and that are readily convertible to known amounts of cash to be cash equivalents.

(ii) Financial assets at amortized cost

Financial assets are subsequently measured at amortized cost if these financial assets are held within a business whose objective is to hold these assets in order to collect contractual cash flows and the contractual terms of the financial asset give rise on specified dates to cash flows that are solely payments of principal and interest on the principal amount outstanding.

(iii) Financial liabilities

Financial liabilities are subsequently carried at amortized cost using the effective interest method. For trade and other payables maturing within one year from the balance sheet date, the carrying amounts approximate fair value due to the short maturity of these instruments.

o IMPAIRMENT:**(i) Financial Assets:**

The Company assesses at each date of balance sheet whether a financial asset or a group of financial assets is impaired. Ind AS 109 requires expected credit losses to be measured through a loss allowance. The Company recognizes lifetime expected losses for all contract assets and / or all trade receivables that do not constitute a financing transaction. For all other financial assets, expected credit losses are measured at an amount equal to the 12-month expected credit losses or at an amount equal to the life time expected credit losses if the credit risk on the financial asset has increased significantly since initial recognition.

(ii) Other Equity Investments:

All other equity instruments are measured at fair value, with value changes recognised in Statement of Profit and Loss, except for those equity investments for which the Company has elected to present the value changes in 'Other Comprehensive Income'.

(iii) Non Financial Assets:

A non financial asset is treated as impaired when the carrying cost of asset exceeds its recoverable value. An impairment loss, if any, is charged to statement of profit and loss, in the year in which an asset is identified as impaired.

2.1 Recent Accounting Pronouncements

Introduction of new Ind AS Standard/Amendments to Ind AS Standards Through a Notification dated 28th March 2018, the Ministry of Corporate Affairs has indicated 1st April 2018 as the effective date for the implementation of Ind AS 115- Revenue from Contracts with Customers. In addition, limited amendments have been made to some other Ind AS standards (Ind AS's 2, 12, 21, 28 and 40). The company is in the process of assessing the impact of the introduction of Ind AS 115- Revenue from Contracts with Customers and the limited amendments to the other Ind AS Standards. The impact, if any, will be disclosed in the financial statements for the period ended 30th June 2018/year ended 31st March 2019.

NOTES TO CONSOLIDATED FINANCIAL STATEMENTS

3 Property plant and equipment:

(₹ In Lakhs)

Tangible assets	Own Assets									Assets taken on Finance Lease		
	Land	Building	Plant and equipment	Tools & Jigs	Electrical installations	Motor vehicles	Office equip-ments	Furniture and fittings	Lease hold improvements	Land	Plant & Machinery	Total
Balance as at April 01, 2016	28,805.25	5,098.93	14,081.47	1,626.10	156.21	514.93	187.85	976.69	313.35	3,690.08	1,033.39	56,484.25
Reclassification to investment property	147.11	-	-	-	-	-	-	-	-	-	-	147.11
Balance as at April 01, 2016 (After Ind AS)	28,658.14	5,098.93	14,081.47	1,626.10	156.21	514.93	187.85	976.69	313.35	3,690.08	1,033.39	56,337.14
Additions	-	14.22	170.53	50.65	-	-	15.67	11.29	-	-	-	262.36
Revaluation (Refer note 3 below)	1,413.41	-	-	-	-	-	-	-	-	399.09	-	1,812.50
Disposals	-	-	166.12	0.20	-	67.16	0.30	283.61	-	-	-	517.39
Balance as at March 31, 2017	30,071.55	5,113.15	14,085.88	1,676.55	156.21	447.77	203.22	704.37	313.35	4,089.17	1,033.39	57,894.61
Additions	-	3.51	61.49	20.06	-	-	11.75	8.94	-	-	-	105.75
Disposals	-	-	95.24	-	-	11.97	0.34	26.34	-	-	-	133.89
Balance as at March 31, 2018	30,071.55	5,116.66	14,052.13	1,696.61	156.21	435.80	214.63	686.97	313.35	4,089.17	1,033.39	57,866.47
Accumulated depreciation												
Balance as at April 01, 2016	-	1,875.75	11,200.07	999.17	101.59	335.24	105.03	818.55	85.69	-	1,033.39	16,554.48
Depreciation charge for the year	-	152.70	690.00	83.02	22.13	32.10	40.10	47.81	10.47	-	-	1,078.33
Disposals	-	-	165.53	-	-	62.43	0.20	283.39	-	-	-	511.55
Balance as at March 31, 2017	-	2,028.45	11,724.54	1,082.19	123.72	304.91	144.93	582.97	96.16	-	1,033.39	17,121.26
Depreciation charge for the year	-	152.67	661.68	88.14	21.40	28.70	41.09	45.50	10.47	-	-	1,049.65
Disposals	-	-	95.68	-	-	11.97	0.29	26.02	-	-	-	133.96
Balance as at March 31, 2018	-	2,181.12	12,290.54	1,170.33	145.12	321.64	185.73	602.45	106.63	-	1,033.39	18,036.95
Net block												
Balance as at April 01, 2016	28,658.14	3,223.18	2,881.40	626.93	54.62	179.69	82.82	158.14	227.66	3,690.08	-	39,782.66
Balance as at March 31, 2017	30,071.55	3,084.70	2,361.34	594.36	32.49	142.86	58.29	121.40	217.19	4,089.17	-	40,773.35
Balance as at March 31, 2018	30,071.55	2,935.54	1,761.59	526.28	11.09	114.16	28.90	84.52	206.72	4,089.17	-	39,829.52

Additional information:

- 1) Land taken on lease from KIADB at cost aggregating to ₹ 68.70 lakhs. On expiry of lease periods, payment of balance considerations if any, and execution of sale deeds, the relevant title will pass to the Company.
- 2) Management has determined that there are no significant parts of assets whose useful life is different from that of the principal asset to which it relates to in terms of Note 4 Schedule II to the Companies Act, 2013. Accordingly, useful life of assets have been determined for the overall asset and not for its individual components.
- 3) As required by the AS-10 (Revised), the Company has opted to follow revaluation model in respect of freehold land and leasehold land and has revalued the entire class of land as at April 01, 2016 which is the effective date of the revaluation by approved independent valuers and accordingly crediting revaluation reserve by ₹ 31,510.24 lakhs. The method adopted and significant assumptions applied in estimating fair values/revalues of the said lands are based on the local market surveys and from market enquiries. The independent valuers have arrived at the fair values/revalues of those lands considering the rates fixed by the respective State Government, the municipal limits where the respective lands are situated, considering the proximity/connectivities to the towns/cities and availability of similar kind of properties as duly assessed in the active markets.
- 4) If the Company has valued its freehold & leasehold Land using Cost model the carrying amount would have been ₹ 985.09 lakhs as at March 31, 2017.

NOTES TO CONSOLIDATED FINANCIAL STATEMENTS

(₹ In Lakhs)

Particulars	As at March 31, 2018	As at March 31, 2017	As at April 01, 2016
4 Capital work in progress:			
i) Plant and machinery	8.48	-	-
ii) Building under construction	-	-	14.25
	8.48	-	14.25
5 Investment Property:			
i) Land	175.64	177.39	177.65
	175.64	177.39	177.65

6 Other Intangible Assets:

Gross block	Goodwill	Computer software	Technical knowhow & product development	Total
Balance as at April 01, 2016	423.46	573.01	1,087.21	2,083.68
Additions	-	7.70	-	7.70
Balance as at March 31, 2017	423.46	580.71	1,087.21	2,091.38
Additions	-	5.64	-	5.64
Balance as at March 31, 2018	423.46	586.35	1,087.21	2,097.02
Accumulated amortisation:				
Balance as at April 01, 2016	423.46	519.46	356.65	1,299.57
Amortisation charge for the year	-	40.93	104.36	145.29
Balance as at March 31, 2017	423.46	560.39	461.01	1,444.86
Depreciation charge for the year	-	14.60	104.36	118.96
Balance as at March 31, 2018	423.46	574.99	565.37	1,563.82
Net block				
Balance as at April 01, 2016	-	53.55	730.56	784.11
Balance as at March 31, 2017	-	20.32	626.20	646.52
Balance as at March 31, 2018	-	11.36	521.84	533.20

SEVENTY FIRST ANNUAL REPORT 2017-18

NOTES TO CONSOLIDATED FINANCIAL STATEMENTS

7 Non current investments:

Details of investments	Name of the Company	As at March 31, 2018			As at March 31, 2017			As at April 01, 2016			
		No of shares	Face value	₹ In Lakhs	No of shares	Face value	₹ In Lakhs	No of shares	Face value	₹ In Lakhs	
a) Investments in equity Instruments:											
i) Associates: (Trade)											
Fully paid up											
Kirloskar (Malaysia) Sdn. Bhd.											
Kuala Lumpur, Malaysia		300,000	MR1	-	300,000	MR1	-	300,000	MR1	-	
ii) Others											
Fully paid up											
ICICI bank Limited (on merger of Sangli Bank Limited)											
		5,405	2	15.05	5,405	276.85	14.96	5,405	236.65	12.79	
The Mysore Kirloskar Limited(refer additional information 3 below)											
		770,750	10	-	770,750	10	-	770,750	10	-	
Kirloskar Proprietary Limited											
		26	100	21.22	26	100	19.49	26	100	18.26	
Kirloskar Kenya Limited, Nairobi, Kenya (refer additional information 4 below)											
		-	0	-	-	0	-	1,272	K.Sh 1000	25.89	
Kirsons Trading Pte.Limited											
		56,250	S \$1	36.87	56,250	S \$1	36.16	56,250	S \$1	35.23	
Kirloskar Power Equipment Limited											
		340,000	10	75.62	340,000	10	60.92	340,000	10	54.40	
b) Investments in debentures or bonds											
i) Others											
Fully paid up											
The Mysore Kirloskar Ltd (refer additional information 3 below)											
		30,000	44	-	30,000	44	-	30,000	44	-	
Total				148.76				131.53			

Additional Information:

1) Aggregate value of quoted investments:

Carrying Value	1.00	1.00	1.00
Market Value	15.05	14.96	12.79

2) Aggregate value of unquoted investments:

Carrying Value	133.71	116.57	133.78
----------------	--------	--------	--------

3) Securities in The Mysore Kirloskar Limited have been written off.

4) During an earlier year, Company has sold the investments made in Kirloskar Kenya Limited, Nairobi, Kenya

5) Shares held in Kirloskar Proprietary Limited, Kirloskar Kenya Limited, Kirloskar Trading Pte Limited and Kirloskar Power Equipment Limited (all unlisted) have been mark to market based on the net asset value of an equity share as at March 31, 2018, March 31, 2017 and March 31, 2016 as per their latest audited financial statements as of those dates. The differential amounts as on the date of transition has been recognized in opening reserves and changes thereafter have been recognized as other comprehensive income.

NOTES TO CONSOLIDATED FINANCIAL STATEMENTS

(₹ In Lakhs)

Particulars	As at March 31, 2018	As at March 31, 2017	As at April 01, 2016
8 Trade receivables:			
(unsecured and considered good)			
i) Long term trade receivables	706.38	404.35	75.58
	706.38	404.35	75.58
9 Other Financial Assets:			
i) Bank deposits with more than twelve months maturity	51.83	35.03	23.51
	51.83	35.03	23.51
10 Other non current assets:			
(unsecured and considered good, unless otherwise stated)			
i) Capital advances	861.04	1,052.40	94.54
ii) Security deposits	361.02	386.98	366.26
iii) Rent Deposit to related parties	100.00	100.00	280.00
iv) Deferred Income - Rental Deposit	62.15	70.25	81.89
v) Disputed statutory liabilities/ taxes paid	1,212.17	1,226.67	1,194.85
vi) Advance Income Tax (net of provision)	178.37	351.36	302.24
	2,774.75	3,187.66	2,319.78
Amounts due from a private company in which a director of the Company is a director included in (iii) above	100.00	100.00	100.00

SEVENTY FIRST ANNUAL REPORT 2017-18

NOTES TO CONSOLIDATED FINANCIAL STATEMENTS

(₹ In Lakhs)

Particulars	As at March 31, 2018	As at March 31, 2017	As at April 01, 2016
11 Inventories:			
i) Raw materials	905.15	1,957.78	1,716.01
ii) Work in progress	3,599.97	4,655.77	5,107.58
iii) Finished goods	572.79	963.70	2,400.47
iv) Stores and spares	442.57	-	525.93
v) Others (scrap stock)	8.60	25.55	17.17
Goods in transit:			
i) Raw materials	-	44.05	41.34
ii) Finished goods	-	18.52	4.27
	5,529.08	7,665.37	9,812.77
Less: Provision for non-moving stocks	55.94	55.94	55.94
	5,473.14	7,609.43	9,756.83
12 Trade receivables:			
i) Trade receivables exceeding six months	2,636.08	7,321.91	8,011.86
ii) others	8,540.67	11,123.08	9,367.42
	11,176.75	18,444.99	17,379.28
Less: Allowance for doubtful receivables exceeding six months	4,331.55	4,125.51	3,014.76
	6,845.20	14,319.48	14,364.52
Additional information:			
1) Breakup of above:			
i) Unsecured, considered good	6,845.20	14,319.48	14,364.52
ii) Doubtful	4,331.55	4,125.51	3,014.76
Total	11,176.75	13,423.58	11,041.87
Less: Allowance for doubtful receivables exceeding six months	4,331.55	4,125.51	3,014.76
	6,845.20	9,298.07	8,027.11
2) Amounts due by private companies in which directors of the Company are directors	6.75	16.06	13.60
13 a) Cash and Cash Equivalents:			
i) Balances with banks			
- in other accounts	1,191.68	1,197.30	1,928.23
ii) Cash on hand	2.10	8.45	11.59
	1,193.78	1,205.75	1,939.82
b) Other bank balances:			
i) Balances with banks			
- in short term deposits	144.69	59.50	80.64
- in margin money, security for borrowings, guarantees and other commitments	946.91	951.33	1,126.06
	1,091.60	1,010.83	1,206.70

NOTES TO CONSOLIDATED FINANCIAL STATEMENTS

(₹ In Lakhs)

Particulars	As at March 31, 2018	As at March 31, 2017	As at April 01, 2016
14 Other Current assets:			
(unsecured and considered good, unless otherwise stated)			
i) Loans and advances to related parties (Refer Note 37(9))	270.35	288.52	268.17
ii) Advance paid to Suppliers and others	1,952.07	1,571.38	1,682.90
	2,222.42	1,859.90	1,951.07
Less: Allowance for doubtful advances for advance paid to suppliers and others	425.68	425.68	728.23
	1,796.74	1,434.22	1,222.84
iii) Balance with Central Excise Authorities - GST	269.69	1,091.87	596.70
iv) Balance with VAT Authorities - GST	417.55	1,195.39	1,133.24
v) Assets held for sale	335.64	335.64	793.09
	1,022.88	2,622.90	2,523.03
Less: Provision for asset held for sale	281.53	281.53	665.22
	741.35	2,341.37	1,857.81
Total	2,538.09	3,775.59	3,080.65
Additional information:			
1) Breakup of above:			
i) Secured, considered good			
ii) Unsecured, considered good	1,796.74	1,434.22	1,222.84
iii) Doubtful	425.68	425.68	728.23
Total	2,222.42	1,859.90	1,951.07
Less: Allowance for doubtful advances for advance paid to suppliers and others	425.68	425.68	728.23
	1,796.74	1,434.22	1,222.84
2) Debts due by directors or other officers of the company			
a) Amounts due by private companies in which directors of the Company are directors	270.35	288.52	268.17

SEVENTY FIRST ANNUAL REPORT 2017-18

NOTES TO CONSOLIDATED FINANCIAL STATEMENTS

Particulars	As at March 31, 2018		As at March 31, 2017		As at April 01, 2016	
	Number	₹ in Lakhs	Number	₹ in Lakhs	Number	₹ in Lakhs
15 Share capital:						
Authorized: (*)						
Preference Shares of ₹ 100/- each	3,000,000	3,000.00	3,000,000	3,000.00	3,000,000	3,000.00
Equity shares of ₹ 10/- each	85,000,000	8,500.00	85,000,000	8,500.00	60,000,000	6,000.00
		<u>11,500.00</u>		<u>11,500.00</u>		<u>9,000.00</u>
Issued, subscribed and fully paid up:						
<i>Preference shares of ₹ 100/- each</i>						
At the beginning of the year	-	-	818,405	818.40	1,595,890	1,595.89
Redeemed during the year (Refer foot note 1.c. below)	-	-	818,405	818.40	777,485	777.49
At the close of the year	-	-	-	-	818,405	818.41
<i>Equity shares of ₹ 10/- each</i>						
At the beginning of the year	66,414,071	6,641.41	55,733,723	5,573.38	53,179,567	5,317.96
Issued during the year						
- by way of Conversion of Preference Shares	-	-	2,688,583	268.86	2,554,156	255.42
- by way of Qualified Institutional Placement**	-	-	7,991,765	799.18	-	-
At the close of the year	66,414,071	6,641.41	66,414,071	6,641.41	55,733,723	5,573.38
Total carried to Balance Sheet		<u>6,641.41</u>		<u>6,641.41</u>		<u>6,391.78</u>

(*) The Company passed a resolution on June 24, 2016 to increase the authorized share capital of the Company to ₹ 1,150,000,000/- (Rupees One Hundred and Fifteen Crores) divided into 85,000,000 (Eight Crores and Fifty Lakhs) Equity shares of ₹ 10/- each and 3,000,000 (Thirty Lakhs) Preference shares of ₹ 100/- each.

(**) The Board of Directors of the Company vide its meeting dated May 18, 2016 delegated its power to the QIP Committee to act as deemed necessary in relation to the issue of equity shares by way of Qualified Institutional Placement ("QIP") in accordance with Chapter VIII of Securities Exchange Board of India ("Issue of Capital and Disclosure Requirements") Regulations, 2009, as amended and Section 42 of the Companies Act, 2013 read with Rule 14 of the Companies (Prospectus and Allotment of Securities) Rules, 2014 and other relevant provisions in connection with this QIP. The QIP Committee in its meeting dated August 30, 2016 accorded its approval to create, issue, offer and allot equity shares subject to Shareholders' approval. The Company obtained the Shareholders' approval by way of special resolution passed in extraordinary general Meeting held on June 24, 2016. The QIP committee approved the allotment of 7,991,765 equity shares of face value ₹ 10 each pursuant to the QIP on receipt of funds aggregating ₹ 3,688.20 lacs. The said shares were issued at a premium of ₹ 36.15 (Rupees thirty six and fifteen paise) and were allotted on September 01, 2016.

Foot notes

1 Preference shares:

- The Company had issued cumulative preference shares of ₹ 100/- each. The preference shareholders did not have voting rights.

NOTES TO CONSOLIDATED FINANCIAL STATEMENTS

- b. 1,176,746 Preference shares (value ₹ 1,176.75 lakhs) were allotted pursuant to a contract without consideration being received in cash. These preference shareholders were allotted to preference share holders of Kaytee Switchgear Limited as fully paid up pursuant to the Scheme of arrangement approved by the Honorable High Court of Karnataka under sec 391 -394 of the Companies Act, 1956 without payment being received in cash.

Particulars	As at March 31, 2018		As at March 31, 2017		As at April 01, 2016	
	Number	₹ in Lakhs	Number	₹ in Lakhs	Number	₹ in Lakhs
Preference shares converted to equity shares during the five years immediately preceding the date of the balance sheet	1,595,890	1,595.89	1,551,077	1,551.08	1,551,077	1,551.08

- c. During the financial year 2014-15 Company issued and allotted 1,595,890 (Fifteen lakh ninety five thousand eight hundred and ninety) Compulsory Convertible Preference Shares ("CCPS") of ₹ 100/-(Rupees one hundred), to Mr. Vijay Ravindra Kirloskar (Promoter) by way of private placement for a tenor not exceeding 18 months which will carry a preferential cumulative dividend of 0.1% (zero point one per cent) per annum, payable till the date of conversion into equity shares. 7,77,485 Preference shares were converted into 25,54,156 equity shares of face value of ₹ 10/- each issued at premium of ₹ 20.44 (Rupees twenty and forty four paise) as per the first tranche on February 11, 2016 and 8,18,405 Preference shares were converted into 26,88,583 equity shares of face value of ₹ 10/- each issued at a premium of ₹ 20.44 (Rupees twenty and forty four paise) as per the second tranche on September 26, 2016.

- d. **Particulars of preference share holders holding more than 5% of the total number of preference share capital:**

Particulars	As at March 31, 2018		As at March 31, 2017		As at April 01, 2016	
	Number	₹ in Lakhs	Number	₹ in Lakhs	Number	₹ in Lakhs
Vijay Ravindra Kirloskar	-	-	-	-	818,405	100.00

NOTES TO CONSOLIDATED FINANCIAL STATEMENTS

2 Equity shares:

a. The Company has only one class of equity shares having a par value of ₹ 10/- each. Each holder of equity shares is entitled to one vote per share. In the event of liquidation of the Company, the holders of the equity shares will be entitled to receive the remaining assets of the Company, after distribution of all preferential amounts. The distribution will be in proportion to the equity shares held by the shareholder.

b. Equity Shares of ₹ 10/- each includes:

Particulars	As at March 31, 2018		As at March 31, 2017		As at April 01, 2016	
	Number	₹ in Lakhs	Number	₹ in Lakhs	Number	₹ in Lakhs
(i) Equity shares include Shares allotted pursuant to a contract without consideration being received in cash. These shares were issued to shareholders of Kaytee Switchgear Limited and Kirloskar Power Equipment Limited as fully paid, pursuant to Scheme of arrangement approved by the Honorable High Court of Karnataka under sections 391 - 394 of the Companies Act, 1956. (Refer foot note 2.c. below).	17,252,550	1,725.26	17,252,550	1,725.26	17,252,550	1,725.26
(ii) Shares allotted during the year 2007-08 to the promoters group in terms of order dated September 29, 2007 of the Honorable High Court of Karnataka read with scheme of arrangement dated February 13, 2003 under sections 391 to 394 of The Companies Act, 1956.	2,000,000	200.00	2,000,000	200.00	2,000,000	200.00
(iii) Shares allotted during the year 2003 - 04 to IDBI on conversion of Preference Share Capital at face value as per the scheme of arrangement approved by honorable High Court of Karnataka.	6,000,000	600.00	6,000,000	600.00	6,000,000	600.00
(iv) Shares allotted during the year 2014-15 to Vijay R Kirloskar at a premium of ₹ 20.44 per share	2,658,200	265.82	2,658,200	265.82	2,658,200	265.82
(v) Shares allotted during the year 2015-16 to Vijay R Kirloskar at a premium of ₹ 20.44 per share by conversion of CCPS.	2,554,156	255.42	2,554,156	255.42	2,554,156	255.42
(vi) Shares allotted during the year 2016-17 to Vijay R Kirloskar at a premium of ₹ 20.44 per share by conversion of CCPS.	2,688,583	268.86	2,688,583	268.86	-	-

c. During the previous year, the KECL Investment Trust sold 6,174,878 equity shares of ₹ 10/- each of the Company for which the Company was the sole beneficiary in terms of scheme of arrangement approved by the honorable High Court of Karnataka under section 391-394 of the Companies Act 1956 in an earlier year. The resultant profit of ₹ 2,155.32 lakhs (net of STT, service tax, exchange transaction charges, SEBI transaction fees and stamp duty charges) was considered as an extraordinary item in the financial year 2015-16.

d. Particulars of equity share holders holding more than 5% of the total number of equity share capital:

Particulars	As at March 31, 2018		As at March 31, 2017		As at April 01, 2016	
	Number	Percentage	Number	Percentage	Number	Percentage
(i) Abhiman Trading Company Private Limited	5,217,063	7.86%	5,217,063	7.86%	5,217,063	9.36%
(ii) Vijayjyothi Investment & Agencies Private Limited	4,271,217	6.43%	4,271,217	6.43%	4,257,682	7.64%
(iii) Mr. Vijay Ravindra Kirloskar	11,840,618	17.83%	11,840,618	17.83%	9,125,625	16.37%
(iv) Vijaykirti Investments and Agencies Private Limited	3,064,094	4.61%	3,064,094	4.61%	3,064,094	5.50%
(v) Vijay Farms Private Limited	3,540,807	5.33%	3,540,807	5.33%	3,540,807	6.35%

NOTES TO CONSOLIDATED FINANCIAL STATEMENTS

16. Other Equity

(₹ In Lakhs)

Particulars	Capital redemption reserve	Capital reserve on consolidation	Capital reserve	Securities premium	Retained earnings	Reserve for doubtful debts	Reconstruction reserves	Total (A)	Other Comprehensive Income			Total(B)	Total Other equity
									Items that will be reclassified to profit or loss		Items that will not be reclassified to profit or loss		
									Fair value of Investment	Revaluation of Land			
As at April 01, 2016	2,401.75	54.78	18.06	1,065.41	(30,095.48)	90.00	641.67	(25,823.81)	-	208.66	-	208.66	(25,615.15)
Add/(Less): Ind AS adjustments	-	-	-	-	(2,433.29)	-	-	(2,433.29)	65.48	31,510.24	(23.66)	31,552.06	29,118.77
Less: Tax Adjustment on Ind AS items	-	-	-	-	-	-	-	-	(12.39)	(2,660.18)	7.31	(2,665.26)	(2,665.26)
As at 1st April 2016 (after opening Ind AS adjustments)	2,401.75	54.78	18.06	1,065.41	(32,528.77)	90.00	641.67	(28,257.10)	53.09	29,058.72	(16.35)	29,095.46	838.36
Add/(Less): Loss for the year	-	-	-	3,345.43	(3,871.39)	-	-	(525.96)	-	-	-	-	(525.96)
Add/(Less): Ind AS adjustments	-	-	-	-	(1,360.74)	-	-	(1,360.74)	(6.51)	1,812.50	(7.04)	1,798.95	438.21
Less: Tax Adjustment on Ind AS items	-	-	-	-	-	-	-	-	2.00	(260.76)	2.18	(256.58)	(256.58)
Total comprehensive income as at March 31 2017	2,401.75	54.78	18.06	4,410.84	(37,760.90)	90.00	641.67	(30,143.80)	48.58	30,610.46	(21.21)	30,637.83	494.03
Add/(Less): Loss for the Year	-	-	-	-	(8,714.72)	-	-	(8,714.72)	17.23	-	-	17.23	(8,697.49)
Add/(Less): Ind AS adjustments	-	-	-	-	-	-	-	-	-	-	148.62	148.62	148.62
Less: Tax Adjustment on Ind AS items	-	-	-	-	-	-	-	-	(5.63)	-	(45.93)	(51.56)	(51.56)
Transferred to Retained earning *	-	-	-	-	90.00	(90.00)	-	-	-	-	-	-	-
Total comprehensive income as at March 31 2018	2,401.75	54.78	18.06	4,410.84	(46,385.62)	-	641.67	(38,858.52)	60.18	30,610.46	81.48	30,752.12	(8,106.40)

* Reserve for doubtful debts of ₹ 90 lakhs no longer required has been transferred to Retained Earnings during the year.

SEVENTY FIRST ANNUAL REPORT 2017-18

NOTES TO CONSOLIDATED FINANCIAL STATEMENTS

(₹ In Lakhs)

Particulars	As at March 31, 2018	As at March 31, 2017	As at April 01, 2016
Non- Current Liabilities			
17 Borrowings:			
1) Secured loans:			
a. Term loan from banks	4,963.08	6,043.49	13,922.75
	4,963.08	6,043.49	13,922.75
2) Unsecured loans:			
a. Fixed deposits	-	549.80	561.70
	-	549.80	561.70
Total Borrowings (1+2)	4,963.08	6,593.29	14,484.45

Additional information:

1) Details of security for secured loans:

Working capital term loans and funded interest term loans from Lenders as specified in Master Restructuring Agreement (“MRA”) are secured against a first pari passu charge by way of hypothecation of all book debts, receivables, stocks, inventories, operating cash flows, commissions, revenues of whatsoever nature and whatever arising (present & future) including Trust and Retention Account, a first pari passu charge by way of mortgage on all of the Company’s immovable properties as set out in Schedule VI of MRA, a first pari passu charge by way of pledge of 24,886,143 fully paid equity shares of the Company held by the promoters as specified in MRA. These loans are guaranteed by the Executive Chairman of the Company.

6,241.63 7,322.04 8,607.18

Term loan from Axis Bank is secured against first pari passu charge on current assets of Kelbuzz Trading Private Limited (“KTPL”) and Equitable Mortgage of immovable properties held in the name of KTPL and guaranteed by the Executive Chairman of the Company and Corporate guarantee the Company.

4,200.80 4,076.00 4,005.81

Term loan from consortium banks is secured against first pari passu charge on entire current assets of SLPKG Estate Holdings Private Limited (“SEHPL”) and Equitable Mortgage of immovable properties held by SEHPL and guaranteed by the Executive Chairman of the Company and Corporate Guarantee of the Company.

2,557.38 2,556.58 2,588.31

2) Terms of repayment of term loans and others

From Bank:

i) Working Capital Term loans from consortium banks carry an interest of 11% (base rate of Bank of India plus 80 basis points) per annum and repayable in 96 equal monthly instalments commencing from April 30, 2016.

5,133.61 6,104.49 6,692.60

ii) Funded Interest Term loans from consortium banks carry an interest of 11% (base rate of Bank of India plus 80 basis points) per annum and repayable in 60 equal monthly instalments commencing from April 30, 2016.

1,108.02 1,217.56 1,914.58

iii) Loan taken by KTPL is repayable at the end of 30th month from the date of disbursement and carry an interest of 11.50% p.a.

4,200.80 4,076.00 4,005.81

iv) Loan taken by SEHPL is repayable with in 36 months from the date of disbursement and carries and interest of 11% p.a.

2,557.38 2,556.58 2,588.31

NOTES TO CONSOLIDATED FINANCIAL STATEMENTS

(₹ In Lakhs)

Particulars	As at March 31, 2018	As at March 31, 2017	As at April 01, 2016
3) Unsecured Loans:			
a) Fixed deposits were taken for periods of 24 and 36 months with interest rates ranging from 12% to 13%.			
b) Fixed deposits include ₹ 74.10 lakhs (as at March 31, 2017 ₹ 236.50 lakhs) matured unclaimed deposits.			
4) Current and Non Current maturities of borrowings shown under Note 17			
1) Secured loans:			
a. Term loan from banks	12,999.81	13,954.62	15,201.30
Less: Current maturities shown under Note 23	8,036.73	7,911.13	1,278.55
	4,963.08	6,043.49	13,922.75
2) Unsecured loans:			
a. Fixed deposits	622.90	794.70	2,746.70
Less: Current maturities shown under Note 23	622.90	244.90	2,185.00
	-	549.80	561.70
Total Borrowings (1+2)	4,963.08	6,593.29	14,484.45

5) Delay in repayment of Borrowing (Current and Non Current) and Interest

The Company has delayed in the payment of dues to the banks. The lenderwise details are as under:

(₹ In Lakhs)

Lender's Name	As at March 31, 2018			Period of delay
	Principal	Interest	Total	
BANK OF INDIA	14.02	2.39	16.41	Less than 90 days
BANK OF INDIA	30.06	19.03	49.09	Less than 90 days
AXIS BANK	2,540.00	280.65	2,820.65	Less than 180 days
AXIS BANK	21.14	5.38	26.52	Less than 90 days
AXIS BANK	42.96	27.90	70.86	Less than 90 days
CORPORATION BANK	2,234.00	25.55	2,259.55	Less than 90 days
STATE BANK OF INDIA	1.93	0.67	2.60	Less than 90 days
STATE BANK OF INDIA	1.83	0.16	1.99	Less than 90 days
STATE BANK OF INDIA	3.99	2.73	6.72	Less than 90 days
STATE BANK OF INDIA	1.70	0.59	2.29	Less than 90 days
STATE BANK OF INDIA	1.60	0.56	2.16	Less than 90 days
STATE BANK OF INDIA	5.16	3.49	8.65	Less than 90 days
STATE BANK OF INDIA	2.32	0.78	3.10	Less than 90 days
STATE BANK OF INDIA	2.85	0.31	3.16	Less than 90 days
STATE BANK OF INDIA	9.12	5.96	15.08	Less than 90 days
BANK OF INDIA	1,121.87	9.13	1,131.00	Less than 90 days
STATE BANK OF INDIA	353.69	3.31	357.00	Less than 90 days
STATE BANK OF INDIA	388.37	3.63	392.00	Less than 90 days
STATE BANK OF INDIA	668.26	8.74	677.00	Less than 90 days
AXIS BANK	4,038.00	388.00	4,426.00	Less than 360 days
Total	11,482.87	788.96	12,271.83	

SEVENTY FIRST ANNUAL REPORT 2017-18
NOTES TO CONSOLIDATED FINANCIAL STATEMENTS

(₹ In Lakhs)

Particulars	As at March 31, 2018	As at March 31, 2017	As at April 01, 2016
Non- Current Liabilities			
18 Other Financial Liabilities:			
Security deposits from suppliers and dealers	1,256.14	1,583.38	1,481.58
Financial Guarantee Liability	-	-	-
	1,256.14	1,583.38	1,481.58
19 Provisions:			
Provisions for employee defined benefit plans	1,858.62	1,903.19	1,677.55
	1,858.62	1,903.19	1,677.55
20 Deferred tax Liabilities (Net):			
i) Deferred tax liability:			
a) On account of depreciation on fixed assets (other than land)	1,177.68	1,530.70	1,701.00
b) On account of revaluation of land	2,973.40	2,921.84	2,665.26
Total	4,151.08	4,452.54	4,366.26
ii) Deferred tax asset:			
a) On account of timing differences in recognition of expenditure (restricted to Deferred Tax Liability)	1,177.68	1,425.75	1,525.09
b) On account of Unabsorbed depreciation and brought forward losses under the Income Tax Act, 1961 (restricted to Deferred tax liability)	-	104.95	175.91
Total	1,177.68	1,530.70	1,701.00
Net Deferred tax (liability)/asset	2,973.40	2,921.84	2,665.26
Current Liabilities			
21 Borrowings:			
1) Secured loans:			
a) Loans repayable on demand			
- from banks	14,261.20	11,936.29	11,548.50
b) Loan against pledge of fixed deposit from bank	-	6.34	13.87
	14,261.20	11,942.63	11,562.37
2) Unsecured loans:			
Other than banks:			
a) Fixed deposits	-	1.50	5.30
b) Inter corporate deposits	2,990.32	2,872.67	2,854.42
	2,990.32	2,874.17	2,859.72
Total	17,251.52	14,816.80	14,422.09

NOTES TO CONSOLIDATED FINANCIAL STATEMENTS

(₹ In Lakhs)

Particulars	As at March 31, 2018	As at March 31, 2017	As at April 01, 2016
1) Details of security for secured loans:			
a) Working capital loans from Lenders as specified in Master Restructuring Agreement ("MRA") are secured against a first pari passu charge by way of hypothecation of all book debts, receivables, stocks, inventories, operating cash flows, commissions, revenues of whatsoever nature and whatever arising (present & future) including Trust and Retention Account, a first pari passu charge by way of mortgage on all of the Company's immovable properties as set out in Schedule VI of MRA, a first pari passu charge by way of pledge of 24,886,143 fully paid equity shares of the Company held by the promoters as specified in MRA. These loans carry an interest rate of 11% (base rate of Bank of India plus 80 basis points) per annum and also guaranteed by the Executive Chairman of the Company.	12,001.66	9,231.75	8,578.68
b) Loan from a bank is secured against the equitable mortgage of certain immovable property of the Company, equitable mortgage of immovable properties of SKG Terra Promenade Private Limited (SKG), lien on fixed deposits amounting to ₹ 175 lakhs and guaranteed by the Executive chairman of the Company. Further corporate guarantee is given by the said SKG in respect of those specified properties and the loan carries an interest of 13.85% per annum	2,259.55	2,526.53	2,716.95
c) Buyers Credit from a bank is secured by first pari passu charge on current assets as primary security, equitable mortgage of certain immovable properties of the Company, pledge of 24,886,143 promoter's equity shares in the Company as at September 30, 2014 and also guaranteed by the Executive Chairman of the Company. Further it carries an interest linked to LIBOR as agreed from time to time with the bank.	-	178.01	252.87
d) Against pledge of fixed deposits	-	6.34	13.87

2) Details of security for Unsecured loans:

- Fixed deposits were taken for a period of 12 months at interest rate of 11.50% .
- Inter corporate deposits are taken for periods ranging between 90 to 360 days with interest rates averaging upto 16% per annum.
- Fixed deposit include Nil (as at March 31, 2017; ₹1.50 lakhs) matured unclaimed deposits.

Current Liabilities

22 Trade payables:

a) Total outstanding dues of micro and small enterprises

Trade payables *	108.58	122.36	80.83
	108.58	122.36	80.83

b) Total outstanding dues of creditors other than micro and small enterprises

i) Trade payables	9,970.18	11,449.87	11,823.15
ii) Acceptances	4,891.90	8,837.25	6,463.19
	14,862.08	20,287.12	18,286.34

SEVENTY FIRST ANNUAL REPORT 2017-18

NOTES TO CONSOLIDATED FINANCIAL STATEMENTS

Additional Information:

The details of amounts outstanding to Micro, Small and Medium Enterprises under Micro Small and Medium Enterprises Development Act, 2006 (MSMED Act), based on the available information with the Company are as under:

(₹ In Lakhs)

Sl. No.	Particulars	As at March 31, 2018	As at March 31, 2017	As at April 01, 2016
1	Principal amount due and remaining unpaid	108.58	122.36	80.83
2	Interest due on (1) above and the unpaid interest	-	11.07	13.81
3	Interest paid on all delayed payments under the MSMED Act	-	Nil	Nil
4	Payment made beyond the appointed day during the year	-	197.42	38.18
5	Interest due and payable for the period of delay other than (3) above	-	8.89	2.19
6	Interest accrued and remaining unpaid	-	19.96	16.00
7	The amount of further interest remaining due and payable even in the succeeding years, until such date when the interest dues above are actually paid to the small enterprise, for the purpose of disallowance of a deductible expenditure under section 23 of the Micro, Small and Medium Enterprises Development Act, 2006.	69.46	69.46	49.50

23 Other financial liabilities

a) Current maturities of fixed deposits	622.90	244.90	2,185.00
b) Current maturities of secured loan from bank	8,036.73	7,911.13	1,278.55
c) Interest accrued but not due on deposits	335.10	41.93	324.86
	8,994.73	8,197.96	3,788.41

24 Provisions:

a) Provision for short term compensated absences	17.03	17.03	17.03
b) Provision for wage arrears	701.42	515.58	747.79
c) Provision for warranty	359.96	499.53	342.24
d) Provision for contingencies (refer Note 37(15))	1,372.63	1,284.26	1,578.14
	2,451.04	2,316.40	2,685.20

25 Other current liabilities:

a) Statutory liabilities	710.73	944.43	869.48
b) Other liabilities	4,626.46	4,272.24	4,249.18
c) Book overdraft-Bank	102.72	1,383.35	549.51
d) Trade advances	2,672.02	795.02	1,190.90
	8,111.93	7,395.04	6,859.07

26 Current Tax Liabilities (Net):

a) Provision for tax (net of advance tax outside India)	0.24	0.09	7.71
	0.24	0.09	7.71

27 Revenue from operations:

Particulars	March 31, 2018	March 31, 2017
i) Sale of products		
Motors, alternators and generators	18,294.58	25,940.42
Transformers	14,296.89	22,505.31
DG sets	1,890.62	10,164.99
Others	3,022.77	3,395.90
Total	37,504.86	62,006.62
ii) Sale of services	420.10	607.09
Total Revenue	37,924.96	62,613.71
	37,924.96	62,613.71

NOTES TO CONSOLIDATED FINANCIAL STATEMENTS

(₹ In Lakhs)

Particulars	March 31, 2018	March 31, 2017
28 Other income:		
i) Interest income on Bank Deposits and Others	99.74	103.43
ii) Interest and guarantee commission income from financial assets	135.73	82.11
iii) Dividend income from long term investments	0.14	0.28
iv) Profit on sale of fixed assets (net)	376.95	198.55
v) Profit on sale of long term investments	-	24.92
vi) Provision no longer required and Unclaimed credit balance written back	22.41	786.53
vii) Provision for asset held for sale withdrawn	-	383.69
viii) Rent received	0.87	2.09
ix) Miscellaneous income	34.50	78.40
	670.34	1,660.00
29 Cost of materials consumed:		
Consumption of raw materials, components, stores and spare parts	27,385.03	41,873.39
	27,385.03	41,873.39
Additional Information:		
i) Copper (Wires, strips, rods, sheets etc)	5,706.93	7,451.11
ii) Iron and steel (pigiron, rounds, plates, sheets, etc.,)	2,544.32	7,832.74
iii) Stores and spares	535.81	618.56
iv) Others	18,597.97	25,970.98
30 Changes in inventories of finished goods, work in progress and stock in trade:		
Stocks at the end of the year:		
i) Work in progress		
Motors, alternators and generators	2,339.35	2,985.15
Transformers	895.35	1,098.10
DG Sets	310.14	512.63
Others	55.12	59.88
Total	3,599.96	4,655.76
ii) Finished goods		
Motors, alternators and generators	371.18	645.01
Transformers	163.53	215.10
DG sets	30.19	94.81
Others	7.90	27.30
Total	572.80	982.22
iii) Scrap	8.60	25.55
	4,181.36	5,663.53
Less: Stocks at the beginning of the year		
i) Work in progress		
Motors, alternators and generators	2,985.15	3,212.89
Transformers	1,098.10	1,554.95
DG sets	461.54	284.49
Others	110.97	55.25
Total	4,655.76	5,107.58
ii) Finished goods		
Motors, alternators and generators	645.01	1,277.47
Transformers	215.10	642.24
DG sets	94.81	316.29
Others	27.30	168.74
Total	982.22	2,404.74
iii) Scrap	25.55	17.17
	5,663.53	7,529.49
	1,482.17	1,865.96

SEVENTY FIRST ANNUAL REPORT 2017-18

NOTES TO CONSOLIDATED FINANCIAL STATEMENTS

(₹ In Lakhs)

Particulars	March 31, 2018	March 31, 2017
31 Excise Duty:		
i) Excise duty on revenue	888.99	5,460.58
	888.99	5,460.58
32 Employee benefit expenses:		
i) Salaries , wages and bonus	5,381.63	5,683.15
ii) Contribution to provident and other funds	640.00	648.56
iii) Staff welfare expenses	743.79	876.86
	6,765.42	7,208.57
33 Finance costs:		
i) Interest expense	4,337.31	4,223.21
ii) Other borrowing costs	242.79	319.64
	4,339.53	4,542.85
34 Depreciation and amortization expense		
i) Depreciation of tangible assets	1,049.65	1,078.33
ii) Amortization of intangible assets	118.96	145.29
	1,168.61	1,223.62
35 Other expenses:		
i) Power and fuel	726.19	819.33
ii) Rent	268.47	302.66
iii) Repairs to buildings	37.93	59.74
iv) Repairs to machinery	98.92	188.00
v) Repairs to others	329.41	328.43
vi) Vehicle maintenance	18.04	18.51
vii) Insurance	39.34	33.72
viii) Rates and taxes	402.72	161.57
ix) Payment to auditors		
- as auditor (includes branch audit fees of ₹ 0.12, previous year ₹ 0.13)	15.97	38.69
- for taxation matters (includes ₹ 0.12, previous year ₹ 0.12 to branch auditor)	10.11	10.00
- for Certification work *	3.76	7.00
- for limited review	16.12	15.00
	45.96	70.69
x) Selling expenses	1,052.31	1,458.63
xi) Commission	35.86	15.19
xii) Warranty claims	4.53	301.97
xiii) Allowance for doubtful trade receivables	206.04	1,110.75
xiv) Net (gain)/loss on foreign currency transaction and translation	(67.29)	42.61
xv) Irrecoverable loans and advances written off	-	302.55
Less: Allowance for doubtful loans and advances withdrawn	-	<u>302.55</u>
xvi) Legal and professional charges	570.65	407.69
xvii) Travelling and conveyance	465.56	613.45
xviii) Printing and stationary	34.17	47.78
xix) Postage, telegrams and telephones	86.93	139.41

NOTES TO CONSOLIDATED FINANCIAL STATEMENTS

Particulars	March 31, 2018	March 31, 2017
xx) Directors sitting fees	10.95	11.25
xxi) Loss on assets held for sale	-	383.69
Less: Provision for assets held for sale withdrawn	-	383.69
xxii) Provision for contingencies	88.36	60.63
xxiii) Security Charges	306.05	349.72
xxiv) Contract Labour Charges	468.54	732.48
xxv) Miscellaneous expenses	50.50	83.40
	5,280.14	7,357.61

*Excludes fees of ₹ 30.30 lakhs (Previous year: ₹ nil) in connection with QIP issue which has been reduced from share premium account.

**36 Earnings per share:
(Basic and diluted)**

(a) Before exceptional item

Loss for the year after tax expense	(8,714.72)	(5,232.13)
Add: Preference dividend payable including dividend tax	-	0.48
	(8,714.72)	(5,231.65)
Weighted average number of equity shares	66,414,071	61,752,954
Paid up value per share	10.00	10.00
Loss per share (basic & diluted) (*)	(13.12)	(8.47)

(b) After exceptional item

Loss for the year after tax expense	(8,714.72)	(5,232.13)
Add: Preference dividend payable including dividend tax	-	0.48
	(8,714.72)	(5,231.65)
Weighted average number of equity shares	66,414,071	61,752,954
Paid up value per share	10.00	10.00
Loss per share (basic & diluted) (*)	(13.12)	(8.47)

(*) Effect of potential equity shares is antidilutive

SEVENTY FIRST ANNUAL REPORT 2017-18

NOTES TO CONSOLIDATED FINANCIAL STATEMENTS

(₹ In Lakhs)

Particulars	As at March 31, 2018	As at March 31, 2017
37 Other notes to accounts:		
1 Contingent liabilities and commitments: (to the extent not provided for)		
a) Contingent liabilities:		
i) Claims against the Company not acknowledged as debts	867.43	1,530.73
ii) Guarantees	1,482.27	2,801.65
iii) Bills discounted with Bank	345.05	1,592.08
iv) Central excise and customs authorities have issued notices and raised certain demands, which are pending in appeal before various authorities, not acknowledged as debt by the Company.	170.51	118.42
v) Sales tax demanded under appeal. The Company has paid an aggregate amount of ₹ 694.65 lakhs (as at March 31, 2016 ₹ 658.88 lakhs) against the demand which has been included in disputed statutory dues.	2,013.14	5,547.25
vi) Sales Tax Authorities have disallowed certain input credit availed in the returns filed and also disallowed certain sales returns, unfructified sales, labour charges and service tax, in the re- assessment for the year 2009-10. The Company has disputed and challenged the same in writ petition before the Honorable High Court of Karnataka and considers the said disallowances has been passed based on incorrect interpretation of law. The operation of said re-assessment order had been stayed by the Honorable High Court of Karnataka. Further, The honorable High Court of Karnataka has disposed the writ petition made by the company on January 10, 2018 and has passed the order setting aside for passing the fresh order in accordance with the law by the assessing authorities.	Nil	893.00
vii) The Company has filed before the Honorable Supreme Court, special leave petition in respect of resale tax and sales tax penalty of ₹ 527 lakhs and ₹ 362 Lakhs respectively, on its erstwhile subsidiary Kaytee Switchgear Limited (since merged with the Company) and confirmed by the honorable High Court of Karnataka. The Company has paid an aggregate amount of ₹ 479.23 lakhs as at March 31, 2017 (as at March 31, 2016 ₹ 479.23 lakhs) against the demand which has been included in disputed statutory dues as reported in Note 10 to Financial Statements. The Company also approached the Karnataka Sales tax authorities seeking settlement of the Sales tax penalty referred above under 'Karasamadhana Scheme 2017'(Scheme) which involves settlement of the matter by payment of 10% of the amount of penalty and withdrawing the appeal before the Honorable Supreme Court. However, the same could not be resolved due to certain interpretation issues of the Scheme and demand for certain amount as further tax payment without considering the amounts already paid by the Company. Consequently the Company has filed a writ petition in the Honorable High Court of Karnataka challenging the scheme on grounds of discrimination and seeking specific reliefs. The Authorities have received the application under Scheme in compliance to the directions contained in interim order of the Hon'ble High Court of Karnataka.	889.37	889.37
viii) Income tax deducted at source demand under the traces software for short and non remittances of tax deduction at source – matter under examination.	5.00	209.88
ix) Sales tax liabilities in respect of pending assessments - C forms have not been received from several customers. Continuing efforts are being made to obtain them. Significant progress has been made in the matter as compared to the previous year.	Not Ascertainable	Not Ascertainable
x) Interest if any, on account of delays in payment to suppliers.	Not Ascertainable	Not Ascertainable

NOTES TO CONSOLIDATED FINANCIAL STATEMENTS

(₹ In Lakhs)

Particulars	As at March 31, 2018	As at March 31, 2017
x i) Certain industrial disputes are pending before various judicial authorities – not acknowledged by the Company. Liability has been considered against those cases for which is ascertainable, some cases are pending for it is not possible to ascertain liability.	17.65	17.65
x ii) Income tax demands under appeal. The demands are consequential to certain amounts of computed interests being deemed as capital expenditure and certain other disallowances disputed by the Company.	-	10.34
x iii) The Company had furnished a guarantee for the redemption of preference shares issued by Kirloskar Investment and Finance Ltd to an extent of ₹ 200 lakhs as at March 31, 2017 (as at March 31, 2016 ₹ 200 lakhs) and had obtained counter guarantee from the said Company. The preference shareholder has claimed a sum of ₹ 200 lakhs along with dividends in arrears of ₹ 205.60 lakhs and interest from the Company. This claim has been upheld by the Debt Recovery Tribunal (DRT). The Company has preferred an appeal before the Debt Recovery Appellate Tribunal(DRAT) to set aside the orders passed by the DRT. The Company has deposited during the previous year ₹ 102.80 lakhs with DRAT as directed by the Supreme Court of India and the matter stands re-posted for hearing. The Company does not acknowledge this liability.	405.60	405.60
x iv) Right to recompense to the lending banks subject to profitability and cash flows of the Company, approximate net present value of recompense as per Master Restructuring Agreement (MRA).	514.00	514.00

In respect of items above, future cash outflows in respect of contingent liabilities is determinable only on receipt of judgements pending at various forums / settlement of matter. The management believes, based on internal assessment and / or legal advice, that the probability of an ultimate adverse decision and outflow of resources of the Company is not probable. However as a matter of abundant caution the Company has recognized a provision for contingencies, to take care of any liabilities that may devolve, and included in **Note 37(15)**.

b) **Commitments**

Estimated amount of contracts remaining to be executed on capital account and not provided for (net of advances)	22.44	453.55
--	-------	--------

Particulars	March 31, 2018		March 31, 2017	
2 Additional Information:				
a) Value of Imports calculated on CIF basis:				
i) Raw Materials, Components and spare parts		322.02		214.98
ii) Capital goods		3.10		59.71
b) Expenditure in foreign currency: (net of withholding tax)				
i) Professional, consultancy and other fees		145.30		81.47
ii) Travel		60.50		63.92
c) SI No Particulars	Amount	% to total	Amount	% to total
i) Value of imported raw materials, spare parts and components consumed	287.30	1.05%	193.42	0.46%
ii) Value of indigenous raw materials, spare parts and components consumed	27,097.73	98.95%	41,679.97	99.54%
	27,385.03	100.00%	41,873.39	100.00%
d) Details of non-resident shareholdings				
i) Number of nonresident share holders		293		601
ii) Number of shares held by nonresident shareholders		2,938,906		4,019,975
e) Earnings in foreign exchange:				
i) Export of goods calculated on FOB basis (net) (inclusive of sales within India eligible for export incentives)		1,248.62		1,525.86
ii) Remittances from overseas offices (Net)		113.71		161.34
iii) Sale of Investments		-		33.44

NOTES TO CONSOLIDATED FINANCIAL STATEMENTS

- 3 The order of the honourable High Court of Karnataka according approval for the scheme of arrangement and amalgamation under sections 391 to 394 of the Companies Act, 1956 ("Scheme") was received in September 2008 with April 1, 2007 as the appointed date. This scheme of arrangement and amalgamation interalia involved transfer of the operating business of Kirloskar Power Equipment Limited ("KPEL") and amalgamation of Kaytee Switchgear Limited ("KSL") with the Company. The Scheme was registered with the Registrar of Companies on October 17, 2008. Decree in Form 42 of the Companies (Court) Rules, 1949 is yet to be passed by the honourable High Court of Karnataka.
- 4 The Company has preferred a suit for various claims against Deutsche Bank, one of the members of the erstwhile consortium of bankers for breach of trust for withholding of monies belonging to the Company and freezing sanctioned working capital limits.
- 5 Confirmation of balances from customers, suppliers and service providers with whom the Company had transactions are awaited in certain cases. Accounts with certain parties are under review and reconciliation. Adjustments will be made on completion of review/reconciliation. In the assessment of the management, effect on revenue if any, is not expected to be material.
- 6 The customers of the Company had deducted liquidated damages and other charges for delays in delivery of goods as compared to contractual obligations. The Company has made representations to such customers explaining reasons for delays as well as impress upon them that the same were caused by various factors including those not attributable to it and as such being beyond its control. The Company had made necessary provision on an overall assessment of the likely loss where in its opinion waiver is not likely. The Company is confident that its representations will be accepted by customers and liquidated damages and other charges deducted will be waived. Impact, if any, on the financial statements is not expected to be material.
- 7 Certain mistakes noticed in the inventory records have been corrected to the extent identified based on physical inventory taken from time to time. The Company is in the process of identifying and analysing the differences adjusted/to be adjusted in the books of account on a comprehensive basis. The management has also formed a task force for liquidation of slow/non moving inventories in respect of which provision for inventories has been estimated and made. Any further adjustments required to the financial statements if any, is not expected to be material.
- 8 Machinery purchased in prior years but currently held for sale for the past several years have been recognized at realizable value estimated by the management. Such value is consistent with quotations received from prospective buyers after considering the provision made and any shortfall in realisability is not expected to be material.
- 9 Current assets, loans and advances include ₹ 270.35 Lakhs (as at March 31, 2017 ₹ 288.52 Lakhs) being rescheduled advances from certain companies in which certain key managerial personnel are interested. The Company is confident that these companies will fulfill their obligations and has considered these amounts as good of recovery.
- 10 During a previous year, the shareholders of the Company at the Annual General Meeting held on September 30, 2013 have approved an Employee Stock Option Scheme. However, the Company has not issued any options as at March 31, 2018 and accordingly, recognition of expense in this respect and requisite disclosures are not applicable.

11 DISCLOSURES AS PER IND AS 19 "EMPLOYEE BENEFITS":

(a) Defined Contribution Plan:

Contribution to defined contribution plan are recognized as expense for the year are as under:

(₹ In Lakhs)

Particulars	March 31, 2018	March 31, 2017
Employer's contribution to provident & pension funds	304.12	332.17
Employer's contribution to superannuation fund	101.43	77.25

NOTES TO CONSOLIDATED FINANCIAL STATEMENTS

(b) Defined Benefit Plan:

The employees' gratuity fund scheme managed by a trust and leave encashment is a defined benefit plan. The Present value of obligation is determined based on actuarial valuation using the projected unit credit method.

	As at March 31, 2018		As at March 31, 2017	
	Gratuity (Funded)	Leave (Funded)	Gratuity (Funded)	Leave (Funded)
1 Reconciliation of opening and closing balances of defined benefit obligation:				
Defined Benefit obligation at beginning of the year	2,319.35	542.47	2,437.49	485.04
Current Service Cost (*)	192.58	55.83	109.23	41.39
Interest Cost	107.60	39.38	182.19	38.75
Additional provision for increase in limit of gratuity/ in excess of limit	-	-	(25.08)	-
Actuarial (gain)/ loss	(148.62)	(16.06)	(8.31)	141.47
Benefits Paid	(291.19)	(147.76)	(376.17)	(164.18)
Defined Benefit obligation at end of the year	2,179.72	473.86	2,319.35	542.47
2 Reconciliation of opening and closing balance of fair value of plan assets:				
Fair value of plan assets at beginning of the year	753.00	188.60	1,053.72	174.23
Expected return on plan assets	54.67	14.43	84.19	13.92
Employer Contribution	64.95	-	6.61	-
Benefits paid	(6.54)	-	(376.17)	-
Actuarial gain/(loss)	(291.19)	-	(15.35)	0.45
Fair value of plan assets at year end	574.89	203.03	753.00	188.60
Reconciliation of fair value of assets and obligations:				
Fair value of plan assets	574.89	203.03	753.00	188.60
Present value of obligation	2,179.72	473.86	2,319.35	542.47
Amount recognized in Balance Sheet under liabilities:	1,604.83	270.83	1,566.35	353.87
Expense recognized during the year: (under "Note 32" "Employee Benefit Expenses" in the Statement of Profit and Loss)	Current Year		Previous Year	
In Income Statement:				
Current Service Cost	192.58	55.83	109.23	41.39
Interest Cost	107.60	39.38	182.19	38.75
Expected return on plan assets	(54.67)	(14.43)	(84.19)	(13.92)
Additional provision for increase in limit of gratuity/ in excess of limit	-	-	(25.08)	-
In Other Comprehensive Income:				
Actuarial (gain)/ loss	142.57	(16.06)	7.04	141.02
Net Cost	388.08	64.72	189.19	207.24
Actuarial assumptions:	As at March 31, 2018		As at March 31, 2017	
Mortality Table	Indian Assured Lives (2006 -08) (Ultimate)	Indian Assured Lives (2006 -08) (Ultimate)	Indian Assured Lives (2006 -08) (Ultimate)	Indian Assured Lives (2006 -08) (Ultimate)
Discount rate (per annum)	7.26%	7.26%	7.26%	7.26%
Expected rate of return on plan assets (per annum)	7.26%	7.26%	7.26%	7.26%
Rate of escalation in salary (per annum)	7.00%	7.00%	7.00%	7.00%

(*) Leave provision for current year includes provision for short term compensated absence as assessed by the actuary.

The estimates of rate of escalation in salary considered in actuarial valuation, take into account inflation, seniority, promotion and other relevant factors including supply and demand in the employment market.

NOTES TO CONSOLIDATED FINANCIAL STATEMENTS

3 Present value of DBO, Fair Value of Plan Assets, Deficit/(Surplus), Experience Adjustments for current and earlier periods of Gratuity (Funded):

(₹ In Lakhs)

	2017-18	2016-17	2015-16	2014-15	2013-14
Defined benefit obligation at the end of the period	(2,179.72)	(2,319.35)	(2,437.49)	(2,490.09)	(2,489.47)
Plan assets at end of the period	574.89	753.00	1,053.72	1,310.95	1,469.03
Unfunded amount	(1,604.83)	(1,566.35)	(1,383.77)	(1,179.14)	(1,020.44)
Experience Gain/ (loss) adjustments on plan liabilities	80.92	100.36	(24.27)	23.38	62.47
Experience Gain/ (loss) adjustments on plan assets	(291.19)	(15.35)	(11.07)	(20.58)	(10.38)
Actuarial gain/ (loss) due to change in assumptions	67.71	(92.05)	11.67	(174.33)	(164.81)

(c) Sensitivity Analysis:

Significant Actuarial Assumptions for the determination of the defined benefit obligation are discount rate, expected salary increase and employee turnover. The sensitivity analysis below, has been determined based on possible effect of changes of an assumption occurring at end of the reporting period, while holding all other assumptions constant.

(₹ In Lakhs)

Particulars	As at March 31, 2018		As at March 31, 2017	
	Decrease	Increase	Decrease	Increase
Change in discounting rate (delta effect of +/- 0.5%)	60.25	(56.94)	67.76	(68.89)
Change in rate of salary increase (delta effect of +/- 0.5%)	(57.62)	60.43	(64.33)	67.61
Change in rate of plan assets (delta effect of +/- 0.5%)	(2.97)	2.83	(0.82)	0.77

These plans typically expose the Company to actuarial risks such as: investment risk, interest risk, longevity risk and salary risk.

Investment risk: The present value of the defined benefit plan liability is calculated using a discount rate which is determined by reference to market yields at the end of the reporting period on government bonds.

Interest risk: A decrease in the bond interest rate will increase the plan liability; however, this will be partially offset by an increase in the return on the plan assets.

Longevity risk: The present value of the defined benefit plan liability is calculated by reference to the best estimate of the mortality of plan participants both during and after their employment. An increase in the life expectancy of the plan participants will increase the plan's liability.

Salary risk: The present value of the defined plan liability is calculated by reference to the future salaries of plan participants. As such, an increase in the salary of the plan participants will increase the plan's liability.

NOTES TO CONSOLIDATED FINANCIAL STATEMENTS

12 SEGMENT REPORTING:

The Company has identified the reportable segments as Power generation and distribution, Rotating machine group and others taking into account the nature of products and services, the different risks and returns and the internal reporting systems. The accounting policies for segment reporting are in line with the accounting policies followed by the Company.

(₹ In Lakhs)

SI No.	Particulars	Primary Segment			Total
		Power generation and distribution	Rotating machines group	Others	
1	Segment Revenues				
	External Revenues	18,400.53	18,310.64	1,213.79	37,924.96
		35,186.97	25,942.22	1,484.52	62,613.71
	Intersegment revenues	27.46	462.97	0.05	490.48
		104.11	1,732.24	16.83	1,853.18
	Total Revenues	18,427.99	18,773.61	1,213.84	38,415.44
		35,291.08	27,674.46	1,501.35	64,466.89
2	Segment Results:				
	Profit/ (loss) before depreciation, interest and taxation	(865.90)	(2,878.18)	393.50	(3,350.58)
		766.83	143.87	459.71	1,370.41
	Less: Interest				4,339.53
					4,542.85
	Less: Depreciation and amortizations				1,168.61
					1,223.62
3	Unallocable Expenditure				526.21 2499.02
4	Unallocable and Other Income (including Extraordinary items)				670.34 1,660.00
5	Less: Tax expense				0.13 (2.95)
	Total Loss				(8,714.72) (5,232.13)
6	Segment Assets	11,102.00	28,335.00	6,986.00	46,423.00
		16,752.19	11,913.00	7,187.00	35,852.19
7	Unallocable Assets				14,947.00 37,425.00
8	Segment Liabilities	10,415.00	11,017.00	524.00	21,956.00
		13,997.00	18,808.00	479.00	33,284.00
9	Unallocable Liabilities				40,876.00 32,854.00
10	Capital Expenditure	687.00 1,760.00	16,393.00 (7,346.00)	6,462.00 6,965.00	23,542.00 1,379.00
11	Unallocated capital expenditure				(25,003.00) 5,760.00

NOTES TO CONSOLIDATED FINANCIAL STATEMENTS

13 RELATED PARTY TRANSACTIONS:

(a) Name of related parties and description of relationship where controls exists:

Sl. No.	Name of the Related Party	Relationship
1	Mr. Vijay R Kirloskar Mrs. Meena Kirloskar Ms. Rukmini Kirloskar Mr. Vinayak Narayan Bapat (upto August 11,2017) Mr. Anand B Hunnur Mr. Soumendra Kumar Mahapatra (upto August 12,2017) Mr. Sanjeev Kumar S (from August 10,2017) Mr. Chinmoy Patnaik (upto October 31,2017) Ms. K S Swapna Latha (from February 12,2018)	Key Management Personnel and their relatives ("KMP") Ms. Janaki Kirloskar (upto Feb 11, 2017)
2	Kirloskar (Malaysia) Sdn. Bhd	Associates
3	Transport Corporation of India Maini Material Movement Private Limited MRF Limited Reliance Industries Limited	Enterprises which are related parties as per section 2(76) of the Companies Act, 2013. ("Others-A")
4	Kirloskar Batteries Private Limited Kirloskar Power Equipment Limited Ravindu Motors Private Limited Vijay Farms Private Limited Sri Vijaydurga Investments and Agencies Private Limited Vijayjyothi Investment and Agencies Private Limited Abhiman Trading Company Private Limited	Enterprises over which key management personnel and their relatives are able to exercise significant influence ("Others-B")

NOTES TO CONSOLIDATED FINANCIAL STATEMENTS

(b) Transactions with the related parties

(₹ In Lakhs)

Particulars	Relationship	Current Year	Previous Year
Purchase of goods and services:			
Vijay Farms Private Limited	Others-B	38.73	52.36
Sri Vijayadurga Investments and Agencies Private Limited		95.15	106.78
Ravindu Motors Private Limited		0.09	0.97
Abhiman Trading Company Private Limited		59.91	75.20
Transport Corporation of India	Others-A	210.07	219.82
Sale of goods and services:			
Kirloskar (Malaysia) Sdn. Bhd	Associates	364.99	161.36
Ravindu Motors Private Limited	Others-B	2.84	16.72
Kirloskar Power Equipment Limited	Others-B	-	16.70
Senapathy Whitley Private Limited	Others-A	-	-
Maini materials movement private limited	Others-A	0.25	23.80
MRF Limited	Others-A	-	1.47
Reliance industries limited	Others-A	-	3.21
Rent paid			
Vijayjyothi Investments and Agencies Private Limited	Others-B	78.00	78.78
Remuneration paid:			
Vijay R Kirloskar*			
Short term employee benefits		190.68	148.68
Post employment benefits		\$	\$
Vinayak Narayan Bapat*			
Short term employee benefits		40.49	77.99
Post employment benefits		\$	\$
Anand B Hunnur*			
Short term employee benefits		65.21	48.28
Post employment benefits		\$	\$
Swapna Latha*			
Short term employee benefits		3.93	-
Post employment benefits		\$	\$
Soumendra Kumar Mahapatra*	KMP		
Short term employee benefits		13.01	31.94
Post employment benefits		\$	\$
Sanjeev Kumar S*			
Short term employee benefits		24.15	-
Post employment benefits		\$	\$
Chinmoy Pattnaik*			
Short term employee benefits		20.72	23.45
Post employment benefits		\$	\$
Rukmini Kirloskar*			
Short term employee benefits		3.27	5.93
Post employment benefits		\$	\$
Meena Kirloskar (Sitting fees)		1.20	1.20
Janaki Kirloskar**		-	0.30
Issue of Shares to Vijay R Kirloskar	KMP		
Conversion of CCPS into equity shares			
Issue of Equity shares		-	268.86
Share Premium		-	549.55

\$ Amount not ascertained since accrued gratuity and compensated absence liability has been recognized for the Company as a whole.

** Current year amount relates to sitting fees

* Key managerial personnel are provided free use of company car and communication facilities. These are in addition to remuneration furnished above.

SEVENTY FIRST ANNUAL REPORT 2017-18

NOTES TO CONSOLIDATED FINANCIAL STATEMENTS

(c) Outstanding balances at the end of the year:

(₹ In Lakhs)

Particulars	Relationship	As at March 31, 2018	As at March 31, 2017	As at April 01, 2016
Amount due to Company:				
Kirloskar (Malaysia) Sdn. Bhd	Associate	63.13	161.59	151.29
Kirloskar Power Equipment Limited	Others A & B	0.18	-	180.00
Vijay Farms Private Limited		194.04	188.74	192.64
Sri Vijayadurga Investments and Agencies Private Limited		2.71	27.37	19.20
Vijayjyothi Investments and Agencies Private Limited		75.53	111.51	111.51
Ravindu Motors Private Limited		0.38	0.62	0.14
Maini Materials Movement Pvt Ltd.,		6.37	15.68	10.97
Transport Corporation of India Ltd,		-	-	0.24
Abhiman Trading Company Private Limited		73.60	98.97	98.97
Kirloskar Batteries Private Limited		0.19	2.61	2.69
MRF limited		-	14.20	-
Amount due from Company:				
Lakshman Isola Private Limited	Others-A	18.80	-	-
Senapathy Symons Insulations (P) Ltd.		3.38	-	-
Senapathy Whiteley Private Limited		26.38	-	-
Transport Corporation of India		68.89	89.82	71.07
Kirloskar Batteries Private Limited	Others-B	11.94	14.36	14.36
Kirloskar Power Equipment Limited		-	6.36	203.26
Vijay Farms Private Limited		-	6.59	5.68
Vijayjyothi Investments and Agencies Private Limited		-	126.24	108.34
Abhiman Trading Company Private Limited		-	21.75	26.63
Sri Vijayadurga Investments and Agencies Private Limited		-	13.91	10.34
Ravindu Motors Private Limited		-	0.81	0.14
Guarantees given for the loans taken by the Company and outstanding at the end of the year by:				
Vijay R Kirloskar	KMP	27,261.01	25,890.91	26,749.80

KEC North America Inc has been dissolved. The investments in and dues from the said company have not been written off, pending receipt of approvals from Reserve Bank of India. However, full provision has been made for the same. Since the said company has been dissolved, the same has not been considered for related party disclosures.

14 OPERATING LEASE (Ind AS 17):

The Company has various operating leases for office facilities, guesthouse and residential premises of employees that are renewable on a periodic basis, and cancelable at its option. Rental expenses for operating leases included in the financial statements for the year are ₹ 263.63 Lakhs (Previous Year ₹ 302.66 Lakhs).

15 The Company has made provisions towards wage arrears, warranty claims from the customers towards sales, short term compensated absences and contingencies. Details of the same are as under: (₹ In Lakhs)

Sl. No.	Particulars	Provision for Contingencies	Wage Arrears	Short Term Compensated	Absences Warranty Claims	
1	Balance outstanding as at:	1-Apr-17	1,284.26	515.58	17.03	499.53
		1-Apr-16	1,578.14	747.79	17.03	342.24
		1-Apr-15	1,518.14	400.24	17.11	597.90
2	Provision for the year ending (net):	31-Mar-18	88.36	185.84	-	(139.57)
		31-Mar-17	(293.88)	(232.21)	-	157.29
		31-Mar-16	60.00	347.55	(0.08)	(255.66)
3	Balance outstanding as at:	31-Mar-18	1,372.63	701.42	17.03	359.96
		31-Mar-17	1,284.26	515.58	17.03	499.53
		31-Mar-16	1,578.14	747.79	17.03	342.24

Foot Note:

Provision in respect of wage settlement has been made on estimated basis and differences if any will be accounted on final settlement. Further as a matter of abundant caution an estimated provision has been made for contingencies as held in respect of ongoing litigations as detailed in note 24 and certain probable liability including in respect of customers.

NOTES TO CONSOLIDATED FINANCIAL STATEMENTS

16 Financial risk management objectives and policies:

The entity's principal financial liabilities comprise borrowings, trade and other payables. The main purpose of these financial liabilities is to finance the entity's operations to support its operations. The entity's principal financial assets include trade and other receivables, rental and bank deposits and cash and cash equivalents that are derived directly from its operations.

The entity is exposed to market risk/credit and liquidity risks. The entity's senior management oversee the management of these risks. The board reviews their activities. No significant derivative activities have been undertaken so far.

Market Risk

Market risk is the risk that the fair value of future cash flows of a financial instrument will fluctuate because of changes in market prices. Market risk comprises three types of risks: interest rate risk, currency risk and other price risk, such as equity price risk and commodity risk. Financial instruments affected by market risk include deposits, FVTOCI investments and derivative financial instruments.

The sensitivity analysis in the following sections relate to the positions as at March 31, 2018, March 31, 2017 and April 1, 2016:

The analysis exclude the impact of movements in market variables on: the carrying values of gratuity and other post-retirement obligations; provisions; and the non-financial assets and liabilities of foreign operations.

The following assumption has been made in calculating sensitivity analysis.

The sensitivity of the relevant profit or loss item is the effect of the assumed changes in respective market risks. This is based on the financial assets and financial liabilities held at March 31, 2018, March 31, 2017 and April 1, 2016 including the effect of hedge accounting.

i. Foreign currency risk

Foreign currency risk is the risk that the fair value or future cash flows of an exposure will fluctuate because of changes in foreign exchange rates. The company's exposure to the risk of changes in foreign exchange rates relates primarily to the some of the vendor payments and customer receivables.

The foreign currency exposures that have not been hedged by any derivative instrument or otherwise as on March 31, 2018 are as under:

Particulars	As at March 31, 2018		As at March 31, 2017		As at April 01,2016	
	FCY	₹ in Lakhs	FCY	₹ in Lakhs	FCY	₹ in Lakhs
Assets (Receivables)	USD 397,673 EUR 127,344 AED 2666	879.08	USD 651,261 EUR 126,000 Nil	508.63	USD 1,099,053 EUR 127,344 Nil	822.38
Liabilities (Payables)	USD 561,170 EUR 302,118 AED 75237 MYR 27550	1,323.13	USD 544,557 EUR 288,747 Nil Nil	558.18	USD 664,838 EUR 248,884 AED 47,349 Nil	638.03

Foreign currency sensitivity:

Every 1% strengthening in the exchange rate between the Indian rupee and the respective currencies for the above mentioned financial assets/liabilities for the years ended March 31, 2018 and March 31, 2017 would decrease the Company's loss and increase the Company's equity by approximately ₹ 4.44 Lakhs and ₹ 0.5 Lakhs respectively where as for April 1, 2016 would increase the Company's loss and decrease Company's equity by ₹ 1.84 Lakhs. A 1% weakening of the Indian rupee and the respective currencies would lead to an equal but opposite effect. In management's opinion, the sensitivity analysis is unrepresentative of the inherent foreign exchange risk because the exposure at the end of the reporting period does not reflect the exposure during the year.

NOTES TO CONSOLIDATED FINANCIAL STATEMENTS

17 Fair Value Measurement (Ind AS 113):

The Financial Instruments of the Company are initially recorded at fair value and subsequently measured at amortized cost based on the nature and timing of the cash flows.

The below table summarises particulars of Financial Instruments used:

(₹ In Lakhs)

Particulars	Note	31-Mar-18	31-Mar-17	1-Apr-16
Financial Assets at amortized cost:				
Investments	7	148.76	131.53	146.57
Trade Receivables	8	7,551.58	14,723.83	14,440.10
Other Financial Assets	9	51.83	35.03	23.51
Cash & cash equivalents	13	1,193.78	1,205.75	1,939.82
Other Bank Balances	13	1,091.60	1,010.83	1,206.70
Total Financial Assets		10,037.55	17,106.97	17,756.70
Financial Liabilities at amortized cost:				
Borrowings	18 & 22	22,214.60	21,410.09	28,906.54
Other Financial Liabilities	19	1,256.14	1,583.38	1,481.58
Trade Payables	23	14,970.66	20,409.48	18,367.17
Total Financial Liabilities		38,441.40	43,402.95	48,755.29

The Company has not classified any Financial Asset or Liabilities as measured at Fair value through Profit and Loss (FVTPL) or measured at Fair Value through Other Comprehensive Income (FVTOCI).

Fair value of shares held by the Company in ICICI Bank Limited as at the three reporting dates have been computed based on its value traded in an active market and constitutes Level 1 in the fair value hierarchy as set out in Ind AS 113. Shares held by the Company in other entities which are unlisted and not traded in an active market have been valued based on their net asset value per share as per their latest available audited financial statements with the company. The increase/decrease is recognized in other comprehensive income as at April 01,2016, March 31,2017 and March 31,2018 on this count is estimated at ₹ 65.48 Lakhs, ₹ (6.51) Lakhs and ₹ 17.23 Lakhs respectively.

The Fair Value of the above financial assets and liabilities are measured at amortized cost which is considered to be approximate to their fair values.

NOTES TO CONSOLIDATED FINANCIAL STATEMENTS

- 18** As reported in earlier years Lloyd Dynamowerke GmbH & Co. KG, Germany (LDW), a step down subsidiary of the Company, incurred substantial losses, thereby eroding its net worth and consequent to the actions of local directors of LDW, insolvency administrator was appointed by the court in Germany during the preceding year. The Company has been given to understand that a South Korean company acquired all significant assets, patents, estates, orders and employees of LDW. However, relevant details of the consideration for this transfer and all other relevant information are not available with the Company, in spite of its best efforts. The Company has already filed its claim for an approximate value of Euro 3.52 million in respect of outstanding towards supplies made to LDW including dues of Kirsons B V (immediate holding company of LDW). The Company has also appointed a local legal counsel to represent its interest and has filed certain claims. The legal proceedings are in progress in Germany. However the Company does not expect any material impact on the financial statements due to the same.
- 19** a. Wholly owned subsidiaries of the Company have incurred losses during the year and a part/ whole of their net worth have been eroded. However having regard to the estimated fair value of the assets which these Companies hold, the diminution in value has been considered as temporary and consequently no provision is required to be recognised in the financial statements.
- b. Further Investments in Kirsons B V the step down subsidiary has been valued independently which confirms that the fair value of the investment is not materially lower than the carrying amount. According to the management, business activities in Kirsons B V have started and the said step down subsidiary will have regular income thereon. Under these circumstances, the Board of Directors represent that there is no permanent diminution to the value of investment in Luxquisite Parkland Private Limited and consequently no provision is required to be recognised in the financial statements.
- 20** The net worth (after excluding revaluation reserve) of the group in terms of the Consolidated Financial Statements presented consisting of the Company, its subsidiaries and its associate is eroded. The Company and its components have initiated several measures like identification and active steps being taken for disposal of non-core assets, arrangement under JLF mechanism for restructuring of dues to banks, sanction of further non fund based limits by banks, infusion of capital by the promoters, rationalization of operation, introduction of value added products push for sales, optimization in product mix and enhanced contribution, proposed capital raising plans etc. Accordingly, your directors have prepared the financial statements of the Company on the basis that it is a going concern and that no adjustments are considered necessary to the carrying value of assets and liabilities.
- 21** a) The Company has filed before the Honourable Supreme Court, special leave petition (SLP) in respect of resale tax and sales tax penalty of ₹ 527 lakhs and ₹ 362 lakhs respectively, on its erstwhile subsidiary Kaytee Switchgear Limited (since merged with the parent company) and confirmed by the Honourable High Court of Karnataka. This SLP has been admitted by the Honorable Supreme Court. The Company also approached the Karnataka Sales tax authorities seeking settlement of the Sales tax penalty referred above under 'Karasamadhana Scheme 2017'(Scheme) which involves settlement of the matter by payment of 10% of the amount of penalty and withdrawing the appeal before the Honorable Supreme Court. However, the same could not be resolved due to certain interpretation issues of the Scheme and demand for certain amount as further tax payment without considering the amounts already paid by the Company. Consequently the Company has filed a writ petition in the Honorable High Court of Karnataka challenging the scheme on grounds of discrimination and seeking specific reliefs. Under the above circumstances, the Company believes based on legal advice / internal assessment that the outcome of these contingencies will be favourable, that losses are not probable and no provision is required to be recognized in this respect.
- b) The Company received a reassessment order under Karnataka Value Added Tax Act, 2003 ("KVAT") in an earlier year for the period April 2009 to March 2010 essentially denying input credit and making certain other disallowances and consequently, raised a demand of ₹ 893 lakhs. According to the Company the said order was passed based on incorrect interpretation of law. The Company was legally advised that the said order is not sustainable and consequently a writ petition was filed in the honorable High Court of Karnataka seeking relief from the said order and quashing of the same. The honorable High Court of Karnataka disposed the writ petition made by the company on January 10, 2018 and has passed the order setting aside for passing the fresh order in accordance with the law by the assessing authorities.
- 22** The Company during an earlier year restructured its loans under Joint Lenders Forum mechanism ("JLF"). As per the JLF, interest on cash credit accounts for the period October 2014 to September 2015 and on working capital demand loan from October 2014 to March 2016 were converted into Funded Interest Term Loan. Consequently the joint deed and other documentation was duly completed as permitted in the extant guidelines of the JLF mechanism. A Master Restructuring Agreement ("MRA") has been entered by the Company and its Lenders, Bank of India being the lead bank on June 30, 2015. In pursuance of the MRA the Company has executed other supplementary agreements including Trust and Retention Agreement ("TRA"). The agreements contain various terms and conditions in respect of the facilities sanctioned to the Company including setting up and reporting to the Monitoring Committee. The lenders shall have the right to convert at its option the whole of the outstanding amount of the facilities and / or part thereof into fully paid up equity shares of the Company in the manner specified in the notice in writing to be given by the Lenders to the Company ("Notice of Conversion") prior to the date on which the conversion is to take effect, which date shall be specified in the notice ("Date of Conversion"). The said shares shall rank parri-passu with the existing equity shares of the Company.

NOTES TO CONSOLIDATED FINANCIAL STATEMENTS

23 The Income Tax Act, 1961 contains provisions for determination of arm's length price for international transactions between the Company and its associated enterprises. The regulations envisage taxation of transactions which are not in consonance with the arm's length price so determined, maintenance of prescribed documents and information including furnishing of a report from an accountant before the due date for filing the return of income. For the year ended March 31, 2018, the Company is in the process of complying with the said regulations. Management believes that such transactions have been concluded on an arm's length basis and there would be no additional tax liability for the financial year under consideration as a result of such transactions.

24 Transition to Ind AS:

These are the Company's first financial statements prepared in accordance with Ind AS notified under the Companies (Indian Accounting Standards) Rules, 2015. The adoption of Ind AS was carried out in accordance with Ind AS 101 - 'First-time Adoption of Indian Accounting Standards' using transition date as April 1, 2016.

Ind AS 101 requires that all Ind AS be consistently and retrospectively applied for fiscal years presented. The Company has prepared Opening Balance Sheet on the transition date and subsequent financials based on the accounting policies set out in Note-1.

In preparing these financials, the Company has availed following exemptions in the transition from previous GAAP to Ind AS in accordance with Ind AS 101.

Optional Exemptions:

a) Business Combinations:

The Company has elected not to apply Ind AS 103- Business Combinations retrospectively for the past business combinations that occurred before the transition date. Thus business combinations that have occurred prior to transition date have not been restated.

b) Deemed Cost:

Property, plant and equipment and intangible assets were carried in the balance sheet prepared under previous GAAP as at March 31, 2016. The Company has elected to regard such carrying amount as deemed cost at the date of transition i.e. April 01, 2016.

Under previous GAAP, investment in subsidiaries, joint venture and associate were stated at cost and provisions made to recognise the decline, other than temporary. Under Ind AS, the Company has elected to regard such carrying amount as at March 31, 2016 as deemed cost at the date of transition.

The following statement provides first-time Ind AS adoption reconciliation that quantifies the significant differences arising on account of transition from previous GAAP to Ind AS

NOTES TO CONSOLIDATED FINANCIAL STATEMENTS

a) Effect of Ind AS adoption on the balance sheet as at March 31, 2017 and April 1, 2016 (transition date):

(₹ In Lakhs)

Particulars	Note No.	As at March 31,2017			As at April 01,2016		
		Amount as per previous GAAP	Effect of transition to Ind AS	Amount as per Ind AS	Amount as per previous GAAP	Effect of transition to Ind AS	Amount as per Ind AS
I. ASSETS							
Non-current assets							
(a) Property, plant and equipment	I	38,960.76	1,812.59	40,773.35	8,450.07	31,332.59	39,782.66
(b) Capital work-in-progress		-	-	-	14.25	-	14.25
(c) Investment Property	A		177.39	177.39	-	177.65	177.65
(d) Other Intangible assets		646.52	-	646.52	784.11	-	784.11
(e) Financial assets							
(i) Investments	B	249.96	(118.43)	131.53	81.09	65.48	146.57
(ii) Trade Receivables	G	-	404.35	404.35	-	75.58	75.58
(iii) Other financial assets	C	2,709.52	(2,674.49)	35.03	1,971.85	(1,948.34)	23.51
(f) Other non-current assets	G	1,001.01	2,186.65	3,187.66	450.50	1,869.28	2,319.78
Total Non-current assets		43,567.77	1,788.06	45,355.83	11,751.87	31,572.24	43,324.11
Current assets							
(a) Inventories		7,609.43	0.00	7,609.43	9,756.83	-	9,756.83
(b) Financial assets							
(i) Trade receivables	F	17,852.82	(3,533.34)	14,319.48	16,832.79	(2,468.27)	14,364.52
(ii) Cash and cash equivalents		2,251.61	(1,045.86)	1,205.75	2,620.52	(680.70)	1,939.82
(iii) Other Bank balances		-	1,010.83	1,010.83	-	1,206.70	1,206.70
(iv) Other financial assets		1,434.22	(1,434.22)	-	1,222.84	(1,222.84)	-
(c) Other current assets		2,341.37	1,434.22	3,775.59	1,857.81	1,222.84	3,080.65
Total Current assets		31,489.45	(3,568.37)	27,921.08	32,290.79	(1,942.27)	30,348.52
TOTAL ASSETS		75,057.22	(1,780.31)	73,276.91	44,042.66	29,629.97	73,672.63
I. EQUITY AND LIABILITIES							
Shareholders' funds							
(a) Share capital		6,641.41	-	6,641.41	6,391.78	0.00	6,391.78
(b) Other equity		5,369.13	(4,875.10)	494.03	(25,615.15)	26,453.51	838.36
Equity attributable to shareholders of Kirloskar Electric Company Limited		12,010.54	(4,875.10)	7,135.44	(19,223.37)	26,453.51	7,230.14
Non-controlling interest		4.00	-	4.00	4.00	-	4.00
TOTAL EQUITY		12,014.54	(4,875.10)	7,139.44	(19,219.37)	26,453.51	7,234.14
II. LIABILITIES							
Non-current liabilities							
(a) Financial liabilities							
(i) Borrowings		6,593.29	-	6,593.29	14,484.45	-	14,484.45
(ii) Other financial liabilities	D	1,583.38	-	1,583.38	1,481.57	0.01	1,481.58
(b) Provisions		1,903.19	-	1,903.19	1,677.55	-	1,677.55
(c) Deferred tax liabilities (net)	H	-	2,921.84	2,921.84	-	2,665.26	2,665.26
Total Non current liabilities		10,079.86	2,921.84	13,001.70	17,643.57	2,665.27	20,308.84
Current liabilities							
(a) Financial liabilities							
(i) Borrowings		14,816.80	-	14,816.80	14,422.09	-	14,422.09
(ii) Trade payables							
(i) micro and small enterprises, and		122.36	-	122.36	80.83	(0.00)	80.83
(ii) other than micro and small enterprises		20,287.12	-	20,287.12	18,286.34	-	18,286.34
(iii) Other financial liabilities		-	8,197.96	8,197.96	-	3,788.41	3,788.41
(b) Provisions	E	2,502.68	(186.28)	2,316.40	2,950.43	(265.23)	2,685.20
(c) Other current liabilities		15,233.86	(7,838.82)	7,395.04	9,878.77	(3,019.70)	6,859.07
(d) Current Tax Liabilities (Net)		0.09	-	0.09	-	7.71	7.71
Total Current liabilities		52,962.91	172.86	53,135.77	45,618.46	511.19	46,129.65
TOTAL EQUITY AND LIABILITIES		75,057.31	(1,780.40)	73,276.91	44,042.66	29,629.97	73,672.63

SEVENTY FIRST ANNUAL REPORT 2017-18

NOTES TO CONSOLIDATED FINANCIAL STATEMENTS

b) Reconciliation of loss between Ind AS and previous GAAP

(₹ In Lakhs)

Nature of adjustments	Notes	Net Loss
Net Loss after tax as reported under Previous GAAP		(3,871.39)
Ind AS: Adjustments increase/(decrease)		
Expected credit loss recognized on trade receivables	F	(1,110.75)
Warranty adjustment	E	(71.34)
Fair value adjustment of retention money	G	(246.59)
Probable Sales returns		(9.57)
Actuarial gains/losses in respect of employees defined benefit plans reclassified as other comprehensive income	H	7.04
Interest income on retention money	G	73.98
Amortisation of deferred interest on Rent deposit	C	(11.64)
Interest income on rent deposits	C	8.13
Total Ind AS adjustments affecting loss as per statement of profit and loss		(1,360.74)
Loss under Ind AS (after tax)		(5,232.13)
Other comprehensive income		
Fair valuation of investments		(6.51)
Actuarial gains/losses in respect of employees defined benefit plans reclassified as other comprehensive income	H	(7.04)
Fair value adjustments on investments	B	2.18
Revaluation gain on land	I	1,812.50
Deferred tax liability in respect of above items(net)	J	(258.76)
Total Ind AS adjustments of other comprehensive income		1,542.37
Total comprehensive income reported under Ind AS		(3,689.76)

NOTES TO CONSOLIDATED FINANCIAL STATEMENTS

c) Reconciliation of Other equity between Ind AS and previous GAAP (₹ In Lakhs)

Nature of adjustments	Notes	As at March 31,2017	As at April 1,2016
Other Equity as reported under Previous GAAP		5369.13	(25615.15)
Effect of Transition to Ind AS:			
Fair Value adjustment of long term receivable from subsidiaries	G		
Expected credit loss recognized on trade receivables	F	(1,533.34)	(922.59)
Warranty adjustment	E	186.19	257.53
Probable Sales returns		(228.77)	(219.20)
Fair value adjustment of retention money	D	(319.28)	(72.69)
Interest income on Retention money	D	73.98	-
Expected credit loss recognized on receivables from subsidiaries	G	(2,000.00)	(1500.00)
Fair valuation of investments	B	58.97	65.48
Revaluation gain on Land	I	1,812.50	31510.24
Deferred tax liabilities (net)	J	(2,921.84)	(2665.26)
Guarantee Income	D		
Amortisation of deferred interest on Rent deposit	C	(11.64)	-
Interest income on Rent deposit	C	8.13	-
Total Ind AS Adjustments		(4,875.10)	26453.51
Other equity under Ind AS		494.03	838.36

d) There were no significant reconciliation items between cash flows prepared under previous GAAP and those prepared under Ind AS.

Notes:

- A Under previous GAAP, there was no requirement to present investment property as a distinct line item and the same was included under property, plant and equipment as at March 31, 2016 and non current investments as at March 31, 2017 and measured at cost. Under Ind AS, investment property is required to be presented as a distinct item under the head non current assets - investment property.
- B Under previous GAAP, non current Investments were recognized at cost. Where applicable, provision was made to recognize a decline, other than temporary, in valuation of such Investments. Under Ind AS, financial assets in equity instruments (other than investments in subsidiaries, associate and joint ventures) are to be recognized at fair value through other comprehensive income.
- C Under previous GAAP, rental deposits were recognised at amount paid to lessors. Under Ind AS, lease deposits are carried at amortised cost over the period of deposits.
- D Financial guarantee contracts have been recognised at fair value at the inception in accordance with Ind AS 109 along with accrued guarantee charges. Under previous GAAP financial guarantee given was disclosed as contingent liability and commitments. The carrying value of investments in subsidiaries include fair value of guarantees given by the company on behalf of the subsidiaries and the cumulative value of guarantee charges recognised as income. No guarantee fees is chargeable as per contractual terms.
- E Under previous GAAP, provision for warranty was recorded at transaction price. Under Ind AS, warranty provision is discounted to its present value where the effect of time value of money is material. The imputed interest on the provision is subsequently recognised in statement of profit and loss.
- F Under previous GAAP, allowance for trade receivables and dues from subsidiaries were recognized based on the incurred loss method. Under Ind AS, loss allowance are based on probable loss assessment as estimated by the management.
- G Under previous GAAP, long term receivables and retention money were recorded at transaction price. Under Ind AS, they are discounted to its present value where the effect of time value of money is material. The imputed interest is recognised in statement of profit and loss on a time proportionate basis.
- H Under previous GAAP, actuarial gains and losses on measurement of employees defined benefit plans were recognized in the statement of profit and loss. Under Ind AS, the same are recognized under other comprehensive income. Suitable reclassifications have been done.
- I Under previous GAAP, gains on revaluation of land were recognized as and when such revaluations were carried out and were credited to revaluation reserve. Under Ind AS, such revaluation is to be carried out at sufficient regularity and is to be recognized in other comprehensive income. Revaluation of land was last carried out as at April 01, 2016. No fresh revaluation was done as on March 31, 2017. Accordingly, in these Ind AS financial statements, land has been revalued as on March 31, 2017 and March 31, 2018 and the incremental amounts have been recognized in other comprehensive income.
- J Under previous GAAP, deferred tax was accounted based on timing differences impacting the Statement of Profit and Loss for the period. Under Ind AS, Deferred tax is recognised for temporary differences between tax and book bases of the relevant assets and liabilities. No deferred tax liability was recognised under previous GAAP in respect of the incremental amount arising on revaluation of land. In the current financial statements, deferred tax liability has been recognized on such amount applying the rates of tax leviable on long term capital gains after suitable indexation.

SEVENTY FIRST ANNUAL REPORT 2017-18

NOTES TO CONSOLIDATED FINANCIAL STATEMENTS

- 25 Previous year's figures have been regrouped wherever required in conformity with current year presentation. Figures in brackets relates to previous year.
- 26 Additional information, as required under Schedule III to the Companies Act, 2013, of enterprises consolidated as subsidiary or associates:

(₹ In Lakhs)

Name of the Enterprise	Net Assets i.e. total assets minus		Share in profit or loss	
	As % of consolidated net assets	Amount (₹ in Lakhs)	As % of consolidated profit or loss	Amount (₹ in Lakhs)
<i>Parent</i>				
Kirloskar Electric Company Limited	4.87	7,111.99	-70.61%	(6,153.34)
<i>Subsidiaries</i>				
<i>Indian</i>				
1 Kelbuzz Trading Private Limited	(2.88)	(4,212.80)	-7.86%	(684.67)
2 SLPKG Estates Holdings Private Limited	(2.11)	(3,086.66)	-11.03%	(960.96)
3 Luxquisite Parkland Private Limited	(0.05)	(65.88)	-0.04%	(3.82)
4 SKG Terra Promenade Private Limited	(1.15)	(1,679.22)	-11.60%	(1,011.16)
5 Swaki Habitat Private Limited	(0.00)	(0.69)	0.00%	(0.18)
6 Kesvik Developers Private Limited	(0.00)	(0.69)	0.00%	(0.18)
<i>Foreign</i>				
Kirsons B.V.	0.32	468.99	1.14%	99.72
Minority Interest in all subsidiaries		4.00		-
Associates (Investments as per the equity method)				
Kirloskar (Malaysia) Sdn. Bhd.	0.00%	-	0.00%	-

To be read with our report of even date
For **Ashok Kumar, Prabhashankar & Co.**
Chartered Accountants
Firm Regn. No: 004982S

For and on behalf of the Board of Directors of Kirloskar Electric Company Limited

A. Umesh Patwardhan
Partner
Membership No: 222945

Place: Bengaluru
Date: May 28, 2018

Vijay Ravindra Kirloskar
Executive Chairman
DIN: 00031253

Kamlesh Suresh Gandhi
Director
DIN: 00004969

Sanjeev Kumar S
Associate Vice President -Finance &
Chief Financial Officer

Anand Balaramacharya Hunnur
Managing Director
DIN: 06650798

K S Swapna Latha
Sr. General Manager
- Legal & Company Secretary

**INDEPENDENT AUDITORS' REPORT
TO THE MEMBERS OF M/s. Kelbuzz Trading Private Limited**

Report on the Financial Statements:

We have audited the accompanying standalone financial statements of M/s. **Kelbuzz Trading Private Limited** ("the Company"), which comprise the Balance Sheet as at 31 March, 2018 and the Statement of Profit and loss, Cash Flow Statement, the statement for Changes in Equity for the year then ended, and a summary of summary of significant accounting policies and other explanatory information annexed thereto.

Management's Responsibility for the Financial Statements:

The Company's Board of Directors is responsible for the matters stated in Section 134(5) of the Companies Act, 2013 (the Act) with respect to the preparation of these stand alone financial statements that give a true and fair view of the financial position, financial performance and cash flows of the Company in accordance with the accounting principles generally accepted in India, including the Accounting Standards specified under section 133 of the Act, read with Rule 7 of the Companies (Accounts) Rules, 2014. This responsibility also includes maintenance of adequate accounting records in accordance with the provisions of the Act for safeguarding the assets of the company and for preventing and detecting frauds and other irregularities; selection and application of appropriate accounting policies, making judgements, and maintenance of adequate internal financial controls, that were operating effectively for ensuring the accuracy and completeness of the accounting records, relevant to the preparation and presentation of the financial statements that give a true and fair view and are free from material mis-statement, whether due to fraud or error.

Auditor's Responsibility:

Our responsibility is to express an opinion on these stand alone financial statements based on our audit.

We have taken into account the provisions of the Act, the accounting and auditing standards and matters which are required to be included in the audit report under the provisions of the act and rules made there under:

We conducted our audit in accordance with the standards on auditing specified under Section 143 (10) of the Act. Those standards require that we comply with the ethical requirements and plan and perform the audit to obtain reasonable assurance whether the financial statements are free from material mis-statements.

An audit involves performing procedures to obtain audit evidence about the amount and the disclosures in the financial statements. The procedures selected depends upon the auditor's judgement, including the assessment of the risks of material misstatement of the financial statements, whether due to fraud or error. In making those risk assessments, the auditor considers internal control relevant to the Company's preparation and presentation of financial statements that give a true and fair view in order to design audit procedures that are appropriate in the circumstances, but not for the purposes of expressing an opinion on whether the company has in place an adequate internal financial controls system over financial reporting and the operating effectiveness of such controls. An audit also includes evaluating the appropriateness of accounting policies used and the reasonableness of the accounting estimates made by the Companies Directors, as well as evaluating the overall presentation of the financial statements.

We believe that the audit evidence we have obtained is sufficient and appropriate to provide a basis for our audit opinion on the standalone financial statements.

Basis of Qualified Opinion

Attention is invited to Note 16. a to the financial statements regarding the trade receivables above 2 years, considered good by management is estimated at ₹ 39,14,39,561 for which we are unable to explain an independent opinion on the same.

Qualified Opinion:

In our opinion and to the best of our information and according to the explanations given to us, subject to the matters described in the Basis of Qualified Opinion, the aforesaid standalone financial statements give the information required by the Act, in the manner so required and give a true and fair view in conformity with the accounting principles generally accepted in India, of the state of affairs of the company as at 31st March 2018, its loss, its cash flows and the Statement of Changes in Equity for the year ended on that date.

Report on other legal and regulatory requirements:

1. As required by the Companies (Auditor's Report) Order, 2016, ("The Order") issued by the Government of India, in terms of sub section (11) of section 143 of the Act. And on the basis of such checks of the books and records of the company as we considered appropriate and according to the information and explanations given to us, we give in the "Annexure 1", a statement on the matters specified in the paragraphs 3 & 4 of the said order
2. As required under Section 143(3) of the Act, we report that:
 - a) we have sought and obtained all the information and explanations, which to the best of our knowledge and belief were necessary for the purpose of our audit;
 - b) in our opinion, proper books of account as required by law have been kept by the Company so far as appears from our examination of those books ;

SEVENTY FIRST ANNUAL REPORT 2017-18

- c) The Balance Sheet, the Statement of Profit and Loss, the Cash Flow Statement and the Statement of Changes in Equity dealt with by this report are in agreement with the books of accounts.
- d) in our opinion, the aforesaid standalone financial statements comply with the accounting standards specified under section 133 of the Act, read with Rule 7 of the Companies (Accounts) Rules, 2014;
- e) on the basis of written representations received from the directors, taken on record by the Board of Directors, none of the directors is disqualified from being appointed as a Director in terms of Section 164(2) of the Act as on 31st March 2018; and
- f) with respect to the adequacy of the internal financial controls over financial reporting of the Company and the operating effectiveness of such controls, refer to our separate report in "Annexure 2"; and
- g) with respect to the other matters to be included in the auditor's report in accordance with the Rule 11 of the Companies (Audit and Auditors) Rules, 2014 in our opinion and to the best of our information and according to the explanation given to us:
 - i. The Company does not have pending litigations, which would impact its financial statements
 - ii. The company did not have any long term contracts and has not entered into any derivative contracts. Accordingly no provision is required to be recognized in the respect of material foreseeable losses under applicable laws or accounting standards.
 - iii. There were no amounts which were required to be transferred to the Investor Education and Protection Fund by the Company.

Date: May 28, 2018
Place: Bangalore

For K R Kamath & Co.
Chartered Accountants
(CA Rohith Kamath)
Proprietor
M. No: 221737
Firm Reg No: 012708S

Annexure -1 to the Auditors' Report

Annexure referred to in paragraph 1 under the heading "Report on other legal and regulatory requirements" of our Report to the members of **Kelbuzz Trading Private Limited, Bangalore**

- 1) The company does not have any fixed assets during the period covered under audit, hence the clause 3(i) of the Order is not applicable
- 2) a) The inventories have been physically verified during the year by the management. In our opinion, the frequency of verification is reasonable.
b) In our opinion and to the information and explanation given to us, the procedures of physical verification of inventories followed by the management are reasonable and adequate in relation to the size of the company and the nature of its business.
c) The Company has maintained proper records of inventories. As explained to us, there were no material discrepancies noticed on physical verification of inventories as compared to the book records.
- 3) The company has not granted any loans during the year to the Companies, firms or other parties listed in the registered maintained under section 189 of the Act, the clause 3(iii) of the Order is not applicable
- 4) In accordance to the information provided and explanations given to us, the company has not granted loan, made investment, provided any guarantee or security hence comments required under clause 3(iv) has not been made here.
- 5) The company has not accepted any deposits as applicable under the directives issued by the Reserve Bank of India and the provisions of sections 73 to 76 or any other provisions of the Act, and the rules framed thereunder. Accordingly, the provisions of Clause 3(v) of the said order are not applicable.
- 6) To the best of our knowledge and explanations given to us, the Central Government has not prescribed the maintenance of cost records under clause (d) of sub section (1) of section 148 of the Act for the products of the company. Accordingly, provisions of clause 3(vi) of the said order are not applicable.
- 7) a) According to the records of the Company, the Company is generally regular in depositing the undisputed statutory dues applicable to it to with the appropriate authorities. In terms of its books of accounts, no undisputed statutory dues payable in respect of provident fund, employees state insurance, income tax, wealth tax, GST, service tax, customs duty, excise duty, value added tax, cess, and any other undisputed statutory dues were outstanding, as at March 31, 2018 for a period of more than six months from the date they became payable.
b) According to the records of the company and according to the information and explanations given to us, there were no dues outstanding on account of income tax, wealth tax, GST, service tax, sales tax, customs duty, excise duty and cess on account of dispute.
- 8) According to the records of the company and according to the information and explanations provided to us, the company has defaulted in repayment of dues to the bank the particulars of which are as under:

Name of the lender	Amount of default as at Balance Sheet Date	Period of Default	Remarks
Axis Bank Limited	Rs. 44,76,26,904 Rs. 42,00,79,663 towards principal and Rs. 2,75,47,241 towards interest upto 31-03-2018	From 30-06-2017.	The entire loan was repayable by 30-06-2017 as per the sanction terms. The company has defaulted in repayment of the loan. The asset has been classified as Non Performing Asset by the bank w.e.f 27-09-2017

- 9) According to the records of the company and according to the information and explanations provided to us, the company has applied the proceeds of the term loans obtained by it for the purpose for which it was obtained.
- 10) Based on the audit procedures performed for the purpose of reporting the true and fair view of the financial statements and as per the information and explanations given to us, we report that no material frauds on or by the company has been noticed or reported.
- 11) The company has not provided for or paid any managerial remuneration during the period covered under audit, hence the comments required under clause 3(xi) of the said Order are not been made here.
- 12) The company is not a Nidhi company, Accordingly, clause 3(xii) of the said order is not applicable.

SEVENTY FIRST ANNUAL REPORT 2017-18

- 13) According to the records of the company and according to the information and explanations provided to us, the company has disclosed in the financial statements for the year ended March 31, 2018 matters required under section 188 of the Companies Act and as required under relevant Accounting standards.
- 14) According to the information and explanations give to us and based on our examination of the records of the Company, the issue of shares made by the company has been made against consideration other than cash, hence, comments on amount raised on issue of shares has not been made here.
- 15) According to the records of the company and according to the information and explanations provided to us, during the period covered under audit, the company has not entered into non cash transactions with Directors or persons connected with Directors.
- 16) The company is not required to be registered under section 45-IA of the RBI Act, of 1934, hence the clause 3(xvi) of the Order is not applicable.

Date: May 28, 2018

Place: Bangalore

For K R Kamath & Co.

Chartered Accountants

(CA Rohith Kamath)

Proprietor

M. No: 221737

Firm Reg No: 012708S

Annexure – 2 to the Auditors' Report**Report on the Internal Financial Controls under Clause (i) of Sub-section 3 of Section 143 of the Companies Act, 2013 ("the Act")**

We have audited the internal financial controls over financial reporting of **Kelbuzz Trading Private Limited** ("the Company") as of 31 March 2018 in conjunction with our audit of the standalone financial statements of the Company for the year ended on that date.

Management's Responsibility for Internal Financial Controls:

The Company's management is responsible for establishing and maintaining internal financial controls based on the internal control over financial reporting criteria established by the Company considering the essential components of internal control stated in the Guidance Note on Audit of Internal Financial Controls over Financial Reporting issued by the Institute of Chartered Accountants of India ('ICAI'). These responsibilities include the design, implementation and maintenance of adequate internal financial controls that were operating effectively for ensuring the orderly and efficient conduct of its business, including adherence to company's policies, the safeguarding of its assets, the prevention and detection of frauds and errors, the accuracy and completeness of the accounting records, and the timely preparation of reliable financial information, as required under the Companies Act, 2013.

Auditors' Responsibility

Our responsibility is to express an opinion on the Company's internal financial controls over financial reporting based on our audit. We conducted our audit in accordance with the Guidance Note on Audit of Internal Financial Controls over Financial Reporting (the "Guidance Note") and the Standards on Auditing, issued by ICAI and deemed to be prescribed under section 143(10) of the Companies Act, 2013, to the extent applicable to an audit of internal financial controls, both applicable to an audit of Internal Financial Controls and, both issued by the Institute of Chartered Accountants of India. Those Standards and the Guidance Note require that we comply with ethical requirements and plan and perform the audit to obtain reasonable assurance about whether adequate internal financial controls over financial reporting was established and maintained and if such controls operated effectively in all material respects.

Our audit involves performing procedures to obtain audit evidence about the adequacy of the internal financial controls system over financial reporting and their operating effectiveness. Our audit of internal financial controls over financial reporting included obtaining an understanding of internal financial controls over financial reporting, assessing the risk that a material weakness exists, and testing and evaluating the design and operating effectiveness of internal control based on the assessed risk. The procedures selected depend on the auditor's judgment, including the assessment of the risks of material misstatement of the standalone financial statements, whether due to fraud or error.

We believe that the audit evidence we have obtained is sufficient and appropriate to provide a basis for our audit opinion on the Company's internal financial controls system over financial reporting.

Meaning of Internal Financial Controls over Financial Reporting

A company's internal financial control over financial reporting is a process designed to provide reasonable assurance regarding the reliability of financial reporting and the preparation of financial statements for external purposes in accordance with generally accepted accounting principles. A company's internal financial control over financial reporting includes those policies and procedures that (1) pertain to the maintenance of records that, in reasonable detail, accurately and fairly reflect the transactions and dispositions of the assets of the company; (2) provide reasonable assurance that transactions are recorded as necessary to permit preparation of financial statements in accordance with generally accepted accounting principles, and that receipts and expenditures of the company are being made only in accordance with authorisations of management and directors of the company; and (3) provide reasonable assurance regarding prevention or timely detection of unauthorised acquisition, use, or disposition of the company's assets that could have a material effect on the financial statements.

Inherent Limitations of Internal Financial Controls Over Financial Reporting

Because of the inherent limitations of internal financial controls over financial reporting, including the possibility of collusion or improper management override of controls, material misstatements due to error or fraud may occur and not be detected. Also, projections of any evaluation of the internal financial controls over financial reporting to future periods are subject to the risk that the internal financial control over financial reporting may become inadequate because of changes in conditions, or that the degree of compliance with the policies or procedures may deteriorate.

Opinion

In our opinion, the Company has, in all material respects, an adequate internal financial controls system over financial reporting and such internal financial controls over financial reporting were operating effectively as at 31 March 2018, based on the internal control over financial reporting criteria established by the Company considering the essential components of internal control stated in the Guidance Note on Audit of Internal Financial Controls Over Financial Reporting issued by the Institute of Chartered Accountants of India.

For K R Kamath & Co.

Chartered Accountants

(CA Rohith Kamath)

Proprietor

M. No: 221737

M. No: 221737; FRN: 012708S

Date: May 28, 2018

Place: Bangalore

KELBUZZ TRADING PRIVATE LIMITED

BALANCE SHEET AS AT MARCH 31, 2018

(Amount in ₹)

Particulars	Note No.	As at March 31, 2018	As at March 31, 2017	As at April 01, 2016
I. ASSETS				
Non-Current Assets				
(a) Other non current assets	3	668,236,983	672,390,274	727,185,411
Total Non Current Assets		668,236,983	672,390,274	727,185,411
Current Assets				
(a) Financial Assets				
(i) Cash and cash equivalents	4	186,890	551,095	325,338
(b) Other Current Assets	5	-	1,496,258	7,425,528
Total current assets		186,890	2,047,353	7,750,866
TOTAL ASSETS		668,423,873	674,437,626	734,936,277
I. EQUITY AND LIABILITIES				
Equity				
(a) Share Capital	6	70,200,000	40,555,000	40,555,000
(b) Other Equity	7	(421,280,442)	(352,813,595)	(210,356,881)
Total Equity		(351,080,442)	(312,258,595)	(169,801,881)
II. Liabilities				
Non Current Liabilities				
(a) Financial Liabilities				
(i) Borrowings	8	-	-	400,580,746
(b) Other Non Current Liabilities	9	508,800,000	493,408,686	436,360,611
Total non Current Liabilities		508,800,000	493,408,686	836,941,357
Current Liabilities				
(a) Other Current Liabilities	10	510,704,315	493,287,536	67,796,801
Total Current Liabilities		510,704,315	493,287,536	67,796,801
TOTAL EQUITY AND LIABILITIES		668,423,873	674,437,626	734,936,277
Significant accounting policies and notes attached form an integral part of the financial statements	1, 2, 13 to 18			

In Accordance with our report attached

For and on behalf of the Board of Directors of Kelbuzz Trading Private Limited

For K R Kamath & Co
Chartered AccountantsCA. Rohith Kamath
Proprietor
M No. 221737 / FRN 012708SVikas Kumar Gandhi
Director
DIN:07104367Prakash Purushotham
Director
DIN:07199035Place: Bangalore
Date: May 28, 2018

STATEMENT OF PROFIT AND LOSS FOR THE YEAR ENDED MARCH 31, 2018

(Amount in ₹)

	Particulars	Note No.	Current Year	Previous Year
I	Expenses			
	Finance costs	11	68,356,589	107,119,741
	Other expenses	12	110,258	35,336,973
	Total expenses		68,466,847	142,456,714
II	Loss for the period		68,466,847	142,456,714
III	Earning per equity share:	13		
	Basic & diluted		(10.42)	(35.21)
	Significant accounting policies and notes attached form an integral part of the financial statements	1, 2, 13 to 18		

In Accordance with our report attached

For and on behalf of the Board of Directors of Kelbuzz
Trading Private Limited**For K R Kamath & Co**
Chartered Accountants**CA. Rohith Kamath**
Proprietor
M No. 221737 / FRN 012708S**Vikas Kumar Gandhi**
Director
DIN:07104367**Prakash Purushotham**
Director
DIN:07199035**Place: Bangalore**
Date: May 28, 2018

KELBUZZ TRADING PRIVATE LIMITED
CASH FLOW STATEMENT FOR THE YEAR ENDED MARCH 31, 2018

(Amount in ₹)

Particulars	Current Year	Previous Year
Cash flows from operating activities		
Loss before taxation	(68,466,847)	(142,456,714)
Adjustments for:		
Allowance for doubtful receivables	-	35,000,000
Finance costs	<u>68,356,589</u>	<u>107,119,741</u>
	<u>68,356,589</u>	<u>142,119,741</u>
	(110,258)	(336,973)
(Increase)/ decrease in other non current assets	4,153,291	19,795,137
(Increase)/ decrease in current assets	1,496,258	5,929,270
Increase/ (decrease) in other non current liabilities	15,391,314	(343,532,671)
Increase/ (decrease) in other current liabilities	<u>17,416,779</u>	<u>425,490,735</u>
	<u>38,457,642</u>	<u>107,682,471</u>
Net cash from operating activities	38,347,384	107,345,498
Cash flows from financing activities		
Proceeds from issue of share capital	29,645,000	-
Finance costs	<u>(68,356,589)</u>	<u>(107,119,741)</u>
Net cash from financing activities	(38,711,589)	(107,119,741)
Net increase/(decrease) in cash and cash equivalents	(364,205)	225,757
Cash and cash equivalents at beginning of the year	551,095	325,338
Cash and cash equivalents at end of the year	186,890	551,095

In Accordance with our report attached

For and on behalf of the Board of Directors of Kelbuzz
Trading Private LimitedFor K R Kamath & Co
Chartered AccountantsCA. Rohith Kamath
Proprietor
M No. 221737 / FRN 012708SVikas Kumar Gandhi
Director
DIN:07104367Prakash Purushotham
Director
DIN:07199035Place: Bangalore
Date: May 28, 2018

CHANGES IN EQUITY AS AT MARCH 31, 2018

(a) Equity Share Capital

(Amount in ₹)

Particulars	As at March 31, 2018	As at March 31, 2017	As at April 01, 2016
Balance at the Beginning of the year	40,555,000	40,555,000	40,555,000
Changes in equity share capital during the year	29,645,000	-	-
Balance at the end of the year	70,200,000	40,555,000	40,555,000

(Amount in ₹)

(b) Other Equity Particulars	Retained earnings	Total Other equity
As at April 01, 2016	(55,656,434)	(55,656,434)
Add: IND AS Adjustments	(154,700,447)	(154,700,447)
As at April 01, 2016	(210,356,881)	(210,356,881)
Add: Loss for the year	(44,479,369)	(44,479,369)
Add: IND AS Adjustments	(97,977,345)	(97,977,345)
Total comprehensive income as at March 31, 2017	(352,813,595)	(352,813,595)
Add: Loss for the year	(68,466,847)	(68,466,847)
Total comprehensive income as at March 31, 2018	(421,280,442)	(421,280,442)

In Accordance with our report attached

For and on behalf of the Board of Directors of Kelbuzz
Trading Private Limited

For K R Kamath & Co
Chartered Accountants

CA. Rohith Kamath
Proprietor
M No. 221737 / FRN 012708S

Vikas Kumar Gandhi
Director
DIN:07104367

Prakash Purushotham
Director
DIN:07199035

Place: Bangalore
Date: May 28, 2018

KELBUZZ TRADING PRIVATE LIMITED

NOTES TO FINANCIAL STATEMENTS

1 BACKGROUND:

Kelbuzz Trading Private Limited (“the Company”) was incorporated on December 5, 2014 and is a subsidiary of Kirloskar Electric Company Limited. The Company has been formed as Special Purpose Vehicle (“SPV”) as per the restructuring terms.

2 SIGNIFICANT ACCOUNTING POLICIES:

2.1 BASIS OF PREPARATION OF FINANCIAL STATEMENTS:

The financial accounts are prepared under the historical cost convention in accordance with the Generally Accepted Accounting Principles in India, including the Accounting Standards notified under the relevant provisions of the Companies Act, 2013. All income and expenditure, having a material bearing on financial statements, are recognized on accrual basis.

2.2 USE OF ESTIMATES:

The preparation of financial statements in conformity with generally accepted accounting principles requires management to make estimates and assumptions that affect certain reported amounts and disclosures. Accordingly, actual results could differ from those estimates.

2.3 ASSETS HELD FOR SALE:

Assets held for sale are stated at the cost or estimated net realizable value whichever is lower.

2.4 TAXES ON INCOME:

Provision for current tax for the year is after taking cognizance of excess / short provision in prior years. Deferred tax assets/liability is recognized, subject to consideration of prudence, on timing differences.

2.5 IMPAIRMENT OF ASSETS:

An asset is treated as impaired when the carrying cost of asset exceeds its recoverable value. An impairment loss, if any, is charged to profit and loss account, in the year in which an asset is identified as impaired.

2.6 PROVISIONS AND CONTINGENT LIABILITIES:

- a. A provision is recognized when the Company has a present obligation as a result of past event and it is probable that outflow of resources will be required to settle the obligation, in respect of which reliable estimate can be made. Provisions (excluding retirement benefits) are not discounted to its present value and are determined based on best estimate required to settle the obligation at the balance sheet date. These are reviewed at each balance sheet date and adjusted to reflect the current best estimates.
- b. Financial effect of contingent liabilities is disclosed based on information available upto the date on which financial statements are approved. However, where a reasonable estimate of financial effect cannot be made, suitable disclosures are made with regard to this fact and the existence and nature of the contingent liability.

NOTES TO FINANCIAL STATEMENTS

(Amount in ₹)

Particulars	As at March 31, 2018	As at March 31, 2017	As at April 01, 2016
3 Other non current assets			
(i) Assets Held for Sale	411,027,630	411,027,630	411,027,630
(ii) Other receivables	392,209,353	396,362,644	416,157,781
Less: Provision doubtful receivables	(135,000,000)	(135,000,000)	(100,000,000)
	257,209,353	261,362,644	316,157,781
Total	668,236,983	672,390,274	727,185,411
4 Cash and cash equivalents:			
Balances with banks			
- in other accounts	186,890	551,095	325,338
Total	186,890	551,095	325,338
5 Other Current Asset			
Prepaid Expenses	-	1,496,258	7,425,528
Total	-	1,496,258	7,425,528

6 Share capital:

Particulars	As at March 31, 2018		As at March 31, 2017		As at April 01, 2016	
	Number	₹	Number	₹	Number	₹
Authorized:						
Equity shares of ₹ 10/- each	7,090,000	70,900,000	7,090,000	70,900,000	7,090,000	70,900,000
Preference shares of ₹ 10/- each	10,000	100,000	10,000	100,000	10,000	100,000
	71,000,000		71,000,000		71,000,000	
Issued, subscribed and fully paid up:						
Preference shares of ₹ 10 /- each						
At the beginning of the reporting period	10,000	100,000	10,000	100,000	-	-
Issued during the reporting period	-	-	-	-	10,000	100,000
Redeemed during the reporting period	-	-	-	-	-	-
At the close of the reporting period	10,000	100,000	10,000	100,000	10,000	100,000
Equity shares of ₹ 10/- each						
At the beginning of the period	4,045,500	40,455,000	4,045,500	40,455,000	4,045,500	40,455,000
Issued during the reporting period	2,964,500	29,645,000	-	-	-	-
At the close of the period	7,010,000	70,100,000	4,045,500	40,455,000	4,045,500	40,455,000
Total	70,200,000		40,555,000		40,555,000	

KELBUZZ TRADING PRIVATE LIMITED

NOTES TO FINANCIAL STATEMENTS

Other Information:

1 Preference Shares:

- a. The Company has issued non cumulative preference shares of ₹ 10/- each. The preference shareholders do not have voting rights.
- b. Preference shares carry a dividend of 0.1%.
- c. Preference shares shall be redeemed after 10 years from the date of allotment.

d. Particulars of preference share holders holding more than 5% of the total number of preference share capital:	As at March 31, 2018		As at March 31, 2017		As at April 01, 2016	
	Number	Percentage	Number	Percentage	Number	Percentage
(i) Best Trading Private Limited	10,000	100%	10,000	100%	10,000	100%

2 Equity shares:

- a. The Company has only one class of equity shares having a par value of ₹ 10/- each. Each holder of equity shares is entitled to one vote per share. In the event of liquidation of the Company, the holders of the equity shares will be entitled to receive the remaining assets of the Company, after distribution of all preferential amounts. The distribution will be in proportion to the equity shares held by the shareholder.

b. Equity Shares of ₹ 10/- each includes:	As at March 31, 2018		As at March 31, 2017		As at April 01, 2016	
	Number	₹	Number	₹	Number	₹
(i) Shares allotted pursuant to a contract without consideration being received in cash. These shares were issued to Kirloskar Electric Company Limited as fully paid.	7,010,000	70,100,000	4,045,500	40,455,000	4,045,500	40,455,000

c. Particulars of equity share holders holding more than 5% of the total number of equity	As at March 31, 2018		As at March 31, 2017		As at April 01, 2016	
	Number	Percentage	Number	Percentage	Number	Percentage
Kirloskar Electric Company Limited (holding Company)	7,009,999	100%	4,045,499	100%	4,045,499	100%

(7) Other Equity

(Amount in ₹)

Particulars	Retained earnings	Total Other equity
As at April 01, 2016	(55,656,434)	(55,656,434)
Add: IND AS Adjustments	(154,700,447)	(154,700,447)
As at April 01, 2016	(210,356,881)	(210,356,881)
Add: Loss for the year	(44,479,369)	(44,479,369)
Add: IND AS Adjustments	(97,977,345)	(97,977,345)
Total comprehensive income as at March 31, 2017	(352,813,595)	(352,813,595)
Add: Loss for the year	(68,466,847)	(68,466,847)
Total comprehensive income as at March 31, 2018	(421,280,442)	(421,280,442)

NOTES TO FINANCIAL STATEMENTS

(Amount in ₹)

	As at March 31, 2018	As at March 31, 2017	As at April 01, 2016
8 Borrowings:			
1) Secured loans:			
Term loan from Bank	447,626,904	407,600,107	400,580,746
Less: Interest accrued and due on borrowings	27,547,241	3,720,107	-
Less: Current Maturities	420,079,663	403,880,000	-
	447,626,904	407,600,107	-
	-	-	400,580,746

Additional Information:

1) Details of security for secured loans:

- a. First charge on the entire current assets present and future including stocks, receivables etc.
- b. Collateral security by way of Equitable Mortgage of property at Bhandarkar Road, Pune and at Mysore.

2) Terms of repayment of term loans and others

Loan is repayable at the end of 30th Month from the date of first disbursement

3) Rate of Interest

Loan carry an interest rate of Base Rate+1.5% (10.75%) payable monthly.

4) Loans guaranteed by directors or others:

Loan is guaranteed by the Holding Company and Mr. Vijay R Kirloskar

5) Current Maturities

The loan was repayable on 30th June 2017

	As at March 31, 2018	As at March 31, 2017	As at April 01, 2016
9 Other Non-Current Liabilities:			
Amount due to holding company	508,800,000	493,408,686	436,360,611
	508,800,000	493,408,686	436,360,611
10 Other current liabilities:			
i) Interest accrued and due on borrowings	27,547,241	3,720,107	-
ii) Amount due to holding company	62,997,121	85,670,179	67,751,461
iii) Current maturities of long term debt	420,079,663	403,880,000	-
iv) Other liabilities	80,290	17,250	45,340
	510,704,315	493,287,536	67,796,801

SEVENTY FIRST ANNUAL REPORT 2017-18

KELBUZZ TRADING PRIVATE LIMITED

NOTES TO FINANCIAL STATEMENTS

(Amount in ₹)

Particulars	As at March 31, 2018	As at March 31, 2017
11 Finance costs:		
Interest expenses	51,469,017	44,142,396
Interest and guarantee commission expense on financial liabilities	16,887,572	62,977,345
	68,356,589	107,119,741
12 Other expenses:		
i) Rates and taxes	10,200	223,990
ii) Payment to auditors - as auditor	17,700	17,250
iii) Professional charges	29,500	25,300
iv) Allowance for doubtful receivables	-	35,000,000
v) Bank charges	-	3,818
vi) Advertisement expenses	17,325	33,744
vii) Insurance expenses	35,533	32,871
	110,258	35,336,973
13 Earnings per share:		
(Basic and diluted)		
Loss for the year after tax expense	68,466,847	142,456,714
Weighted average number of equity shares	6,571,416	4,045,500
Loss per share	10.42	35.21

14 SEGMENT REPORTING:

The Company is a SPV engaged in the realisation of fixed and current assets transferred from its holding company. Since the Company's business activity primarily falls within single business segment, no further disclosures required other than those given in the financial statements.

15 RELATED PARTY TRANSACTIONS:

(a) List of related parties:

Sl. No.	Name of the Related Party	Relationship
1	Kirloskar Electric Company Limited	Holding Company
2	Pralhad P Katti*	Key Management Personnel and their relatives ("KMP")
3	Prakash Purushotham	
4	Vikas Kumar Gandhi	
5	Ashok Misra**	

*upto 12-02-2018

**from 28-03-2017

(b) Transactions with related parties:

(Amount in ₹)

Particulars	Relationship	Current Year	Previous Year
Reimbursement of expenses:			
Kirloskar Electric Company Limited	Holding Company	11,075,000	40,742,012

NOTES TO FINANCIAL STATEMENTS

(c) **Outstanding balances at the end of the year:** (Amount in ₹)

Particulars	Relationship	As at March 31, 2018	As at March 31, 2017
Amount due from Company:			
Kirloskar Electric Company Limited	Holding Company	571,797,121	594,470,179

Guarantees given for the loans taken by the Company and outstanding at the end of the year by:

Kirloskar Electric Company Limited	Holding Company	420,079,663	407,600,107
Vijay R Kirloskar	KMP of Holding Company	420,079,663	407,600,107

- 16**
- a. In respect of aggregate trade receivables transferred from the holding company and outstanding as at March 31, 2018 for more than 2 years amounting to ₹ 39,14,39,561/- (Previous year ₹ 39,63,62,644/-), the company has made an independent assessment of these debts and considered as good of recovery. Consequently, no provision is required at this stage.
 - b. The Company is taking active steps to dispose off the immovable properties and current assets so taken over and pay the unpaid consideration to its holding company and repay the borrowings from bank.
 - c. Assignment of dues from non residents are subject to approval of Reserve Bank of India, if required. Previous period/ year figures have been regrouped wherever necessary to confirm with current period presentation.

17 Transition to Ind AS:

These are the Company's first financial statements prepared in accordance with Ind AS notified under the Companies (Indian Accounting Standards) Rules, 2015. The adoption of Ind AS was carried out in accordance with Ind AS 101 - 'First-time Adoption of Indian Accounting Standards' using transition date as April 1, 2016.

Ind AS 101 requires that all Ind AS be consistently and retrospectively applied for fiscal years presented. The Company has prepared Opening Balance Sheet on the transition date and subsequent financials based on the accounting policies set out in Note-1.

In preparing these financials, the Company has availed following exemptions in the transition from previous GAAP to Ind AS in accordance with Ind AS 101.

Optional Exemptions:

a) Business Combinations:

The Company has elected not to apply Ind AS 103- Business Combinations retrospectively for the past business combinations that occurred before the transition date. Thus business combinations that have occurred prior to transition date have not been restated.

b) Deemed Cost:

Property, plant and equipment and intangible assets were carried in the balance sheet prepared under previous GAAP as at March 31, 2016. The Company has elected to regard such carrying amount as deemed cost at the date of transition i.e. April 01, 2016.

Previous GAAP figures have been reclassified/regrouped to confirm to the presentation requirements under IND AS and the requirements laid down in Division-II to the Schedule-III of Companies Act 2013.

The following statement provides first-time Ind AS adoption reconciliation that quantifies the significant differences arising on account of transition from previous GAAP to Ind AS

KELBUZZ TRADING PRIVATE LIMITED

NOTES TO FINANCIAL STATEMENTS

a) Effect of Ind AS adoption on the balance sheet as at March 31, 2017 and April 1, 2016 (transition date):

(Amount in ₹)

Particulars	Note No.	As at March 31,2017			As at April 01,2016		
		Amount as per previous GAAP	Effect of transition to Ind AS	Amount as per Ind AS	Amount as per previous GAAP	Effect of transition to Ind AS	Amount as per Ind AS
I. ASSETS							
Non-current assets							
(a) Other non-current assets	\$	941,955,638	(269,565,364)	672,390,274	961,750,775	(234,565,364)	727,185,411
Total Non-current assets		941,955,638	(269,565,364)	672,390,274	961,750,775	(234,565,364)	727,185,411
Current assets							
(a) Financial assets		-	-	-	-	-	-
(ii) Cash and cash equivalents		551,095	-	551,095	325,338	-	325,338
(b) Other current assets		-	1,496,258	1,496,258	-	7,425,528	7,425,528
Total Current assets		551,095	1,496,258	2,047,353	325,338	7,425,528	7,750,866
TOTAL ASSETS		942,506,733	(268,069,106)	674,437,626	962,076,113	(227,139,836)	734,936,277
I. EQUITY AND LIABILITIES							
Shareholders' funds							
(a) Share capital		40,555,000	-	40,555,000	40,555,000	-	40,555,000
(b) Other equity		(100,135,803)	(252,677,792)	(352,813,595)	(55,656,434)	(154,700,447)	(210,356,881)
TOTAL EQUITY		(59,580,803)	(252,677,792)	(312,258,595)	(15,101,434)	(154,700,447)	(169,801,881)
II. LIABILITIES							
Non-current liabilities							
(a) Financial liabilities							
(i) Borrowings		-	-	-	400,580,746	-	400,580,746
(b) Other non-current liabilities	#	508,800,000	(15,391,314)	493,408,686	508,800,000	(72,439,389)	436,360,611
Total Non current liabilities		508,800,000	(15,391,314)	493,408,686	909,380,746	(72,439,389)	836,941,357
Current liabilities							
(c) Other current liabilities		493,287,536	-	493,287,536	67,796,801	-	67,796,801
Total Current liabilities		493,287,536	-	493,287,536	67,796,801	-	67,796,801
TOTAL EQUITY AND LIABILITIES		942,506,733	(268,069,106)	674,437,626	962,076,113	(227,139,836)	734,936,277

b) Reconciliation of loss between Ind AS and previous GAAP

Nature of adjustments	Notes	Net Loss
Net Loss after tax as reported under Previous GAAP		(44,479,369)
Ind AS: Adjustments increase/(decrease)		
Fair Value Adjustment of long term payable to holding company	#	97,977,345
Total Ind AS adjustments affecting loss as per statement of profit and loss		97,977,345
Loss under Ind AS (after tax)		(142,456,714)
Total comprehensive income reported under Ind AS		(142,456,714)

NOTES TO FINANCIAL STATEMENTS

c) Reconciliation of Other equity between Ind AS and previous GAAP

Nature of adjustments	Notes	As at March 31,2017	As at April 1,2016
Other Equity as reported under Previous GAAP		(100,135,803)	(55,656,434)
Effect of Transition to Ind AS:			
Fair Value adjustment of long term payable to holding	#	(252,677,792)	(154,700,447)
Total Ind AS Adjustments		(252,677,792)	(154,700,447)
Other equity under Ind AS		(352,813,595)	(210,356,881)

Under previous GAAP, long term Payable were recorded at transaction price. Under Ind AS, they are discounted to its present value where the effect of time value of money is material. The imputed interest is recognised in statement of profit and loss on a time proportionate basis.

\$ Under previous GAAP, allowance for trade receivables were recognized based on the incurred loss method. Under Ind AS, loss allowance are based on probable loss assessment as estimated by the management.

18 Previous years figures have been regrouped wherever required in conformity with current year presentation.

In Accordance with our report attached

For and on behalf of the Board of Directors of Kelbuzz
Trading Private Limited

For K R Kamath & Co
Chartered Accountants

CA. Rohith Kamath
Proprietor
M No. 221737 / FRN 012708S

Vikas Kumar Gandhi
Director
DIN:07104367

Prakash Purushotham
Director
DIN:07199035

Place: Bangalore
Date: May 28, 2018

INDEPENDENT AUDITORS' REPORT TO THE MEMBERS OF M/s. Luxquisite Parkland Private Limited

Report on the Financial Statements:

We have audited the accompanying standalone financial statements of M/s. Luxquisite Parkland Private Limited ("the Company"), which comprise the Balance Sheet as at 31 March, 2018 and the Statement of Profit and loss, the Cash Flow Statement, the statement for Changes in Equity for the year then ended, and a summary of summary of significant accounting policies and other explanatory information annexed thereto.

Management's Responsibility for the Financial Statements:

The Company's Board of Directors is responsible for the matters stated in Section 134(5) of the Companies Act, 2013 (the Act) with respect to the preparation of these stand alone financial statements that give a true and fair view of the financial position, financial performance and cash flows of the Company in accordance with the accounting principles generally accepted in India, including the Accounting Standards specified under section 133 of the Act, read with Rule 7 of the Companies (Accounts) Rules, 2014. This responsibility also includes maintenance of adequate accounting records in accordance with the provisions of the Act for safeguarding the assets of the company and for preventing and detecting frauds and other irregularities; selection and application of appropriate accounting policies, making judgements, and maintenance of adequate internal financial controls, that were operating effectively for ensuring the accuracy and completeness of the accounting records, relevant to the preparation and presentation of the financial statements that give a true and fair view and are free from material mis-statement, whether due to fraud or error.

Auditor's Responsibility:

Our responsibility is to express an opinion on these stand alone financial statements based on our audit.

We have taken into account the provisions of the Act, the accounting and auditing standards and matters which are required to be included in the audit report under the provisions of the act and rules made there under:

We conducted our audit in accordance with the standards on auditing specified under Section 143 (10) of the Act. Those standards require that we comply with the ethical requirements and plan and perform the audit to obtain reasonable assurance whether the financial statements are free from material mis-statements.

An audit involves performing procedures to obtain audit evidence about the amount and the disclosures in the financial statements. The procedures selected depends upon the auditor's judgement, including the assessment of the risks of material misstatement of the financial statements, whether due to fraud or error. In making those risk assessments, the auditor considers internal control relevant to the Company's preparation and presentation of financial statements that give a true and fair view in order to design audit procedures that are appropriate in the circumstances, but not for the purposes of expressing an opinion on whether the company has in place an adequate internal financial controls system over financial reporting and the operating effectiveness of such controls. An audit also includes evaluating the appropriateness of accounting policies used and the reasonableness of the accounting estimates made by the Companies Directors, as well as evaluating the overall presentation of the financial statements.

We believe that the audit evidence we have obtained is sufficient and appropriate to provide a basis for our audit opinion on the standalone financial statements.

Opinion:

In our opinion and to the best of our information and according to the explanations given to us, the aforesaid standalone financial statements give the information required by the Act, in the manner so required and give a true and fair view in conformity with the accounting principles generally accepted in India, of the state of affairs of the company as at 31st March 2018, and its loss and its cash flows for the year ended on that date.

Report on other legal and regulatory requirements:

1. As required by the Companies (Auditor's Report) Order, 2016, ("The Order") issued by the Government of India, in terms of sub section (11) of section 143 of the Act. And on the basis of such checks of the books and records of the company as we considered appropriate and according to the information and explanations given to us, we give in the annexure 1, a statement on the matters specified in the paragraphs 3 & 4 of the said order
2. As required under Section 143(3) of the Act, we report that:
 - a) we have sought and obtained all the information and explanations, which to the best of our knowledge and belief were necessary for the purpose of our audit;
 - b) in our opinion, proper books of account as required by law have been kept by the Company so far as appears from our examination of those books ;
 - c) The Balance Sheet, the Statement of Profit and Loss and the Cash Flow Statement, the statement for Changes in Equity dealt with by this report are in agreement with the books of accounts.

- d) in our opinion, the aforesaid standalone financial statements comply with the accounting standards specified under section 133 of the Act, read with Rule 7 of the Companies (Accounts) Rules, 2014;
- e) on the basis of written representations received from the directors, taken on record by the Board of Directors, none of the directors is disqualified from being appointed as a Director in terms of Section 164(2) of the Act as on 31st March 2018;
- f) with respect to the adequacy of the internal financial controls over financial reporting of the Company and the operating effectiveness of such controls, refer to our separate report in "Annexure 2"; and
- g) with respect to the other matters to be included in the auditor's report in accordance with the Rule 11 of the Companies (Audit and Auditors) Rules, 2014 in our opinion and to the best of our information and according to the explanation given to us:
 - i. The Company does not have pending litigations, which would impact its financial statements
 - ii. The company did not have any long term contracts and has not entered into any derivative contracts. Accordingly no provision is required to be recognized in the respect of material foreseeable losses under applicable laws or accounting standards.
 - iii. There were no amounts which were required to be transferred to the Investor Education and Protection Fund by the Company.

For Ganesh Kamath Associates
Chartered Accountants

(CA Ganesh Kamath M)
Proprietor
M. No: 203081
Firm Reg No: 006449S

Date: May 28, 2018
Place: Bangalore

Annexure -1 to the Auditors' Report

Annexure referred to in paragraph 1 under the heading "Report on other legal and regulatory requirements" of our Report to the members of M/s. Luxquisite Parkland Private Limited, Bangalore

- 1) The company does not have any fixed assets during the period covered under audit, hence the clause 3(i) of the Order is not applicable.
- 2) The company does not have any inventories during the period covered under audit, hence the clause 3(ii) of the Order is not applicable.
- 3) The company has not granted any loans during the year to the Companies, firms or other parties listed in the register maintained under section 189 of the Act, the clause 3(iii) of the Order is not applicable
- 4) In accordance to the information provided and explanations given to us, the company has generally complied with provisions of section 185 and 186 of the Act in respect of the investments of the company.
- 5) The company has not accepted any deposits as applicable under the directives issued by the Reserve Bank of India and the provisions of sections 73 to 76 or any other provisions of the Act, and the rules framed thereunder. Accordingly, the provisions of Clause 3(v) of the said order are not applicable.
- 6) To the best of our knowledge and explanations given to us, the Central Government has not prescribed the maintenance of cost records under clause (d) of sub section (1) of section 148 of the Act for the products of the company. Accordingly, provisions of clause 3(vi) of the said order are not applicable.
- 7) a) According to the records of the Company, the Company is generally regular in depositing the undisputed statutory dues applicable to it to with the appropriate authorities. In terms of its books of accounts, no undisputed statutory dues payable in respect of provident fund, employees state insurance, income tax, wealth tax, service tax, customs duty, excise duty, value added tax, GST, cess, and any other undisputed statutory dues were outstanding, as at March 31, 2018 for a period of more than six months from the date they became payable.
b) According to the records of the company and according to the information and explanations given to us, there were no dues outstanding on account of income tax, wealth tax, service tax, sales tax, customs duty, excise duty, GST and cess on account of dispute.
- 8) In our opinion and according to the information and explanations given to us, the company has not taken any term loan, hence the clause 3(viii) of the Order is not applicable
- 9) According to the records of the company and according to the information and explanations provided to us, the company has not taken any term loan hence Clause No. 3(ix) of the said order is not applicable.
- 10) Based on the audit procedures performed for the purpose of reporting the true and fair view of the financial statements and as per the information and explanations given to us, we report that no material frauds on or by the company has been noticed or reported.
- 11) The company has provided for or paid any managerial remuneration during the period covered under audit, hence the comments required under clause 3(xi) of the said Order are not been made here.
- 12) The company is not a Nidhi company, Accordingly, clause 3(xii) of the said order is not applicable.
- 13) According to the records of the company and according to the information and explanations provided to us, the company has disclosed in the financial statements for the year ended March 31, 2018 matters required under section 188 of the Companies Act and as required under relevant Accounting standards.
- 14) According to the records of the company and according to the information and explanations provided to us, during the period covered under audit, the company has not issued any shares or debentures hence the comments required under clause 3(xiv) of the said Order are not been made here.
- 15) According to the records of the company and according to the information and explanations provided to us, during the period covered under audit, the company has not entered into non cash transactions with Directors or persons connected with Directors.
- 16) The company is not required to be registered under section 45-IA of the RBI Act, of 1934, hence the clause 3(xvi) of the Order is not applicable.

For Ganesh Kamath Associates
Chartered Accountants

(CA Ganesh Kamath M)
Proprietor
M. No: 203081
Firm Reg No: 006449S

Date: May 28, 2018
Place: Bangalore

Annexure – 2 to the Auditors' Report**Report on the Internal Financial Controls under Clause (i) of Sub-section 3 of Section 143 of the Companies Act, 2013 ("the Act")**

We have audited the internal financial controls over financial reporting of Luxquisite Parkland Private Limited ("the Company") as of 31 March 2018 in conjunction with our audit of the standalone financial statements of the Company for the year ended on that date.

Management's Responsibility for Internal Financial Controls:

The Company's management is responsible for establishing and maintaining internal financial controls based on the internal control over financial reporting criteria established by the Company considering the essential components of internal control stated in the Guidance Note on Audit of Internal Financial Controls over Financial Reporting issued by the Institute of Chartered Accountants of India ('ICAI'). These responsibilities include the design, implementation and maintenance of adequate internal financial controls that were operating effectively for ensuring the orderly and efficient conduct of its business, including adherence to company's policies, the safeguarding of its assets, the prevention and detection of frauds and errors, the accuracy and completeness of the accounting records, and the timely preparation of reliable financial information, as required under the Companies Act, 2013.

Auditors' Responsibility

Our responsibility is to express an opinion on the Company's internal financial controls over financial reporting based on our audit. We conducted our audit in accordance with the Guidance Note on Audit of Internal Financial Controls over Financial Reporting (the "Guidance Note") and the Standards on Auditing, issued by ICAI and deemed to be prescribed under section 143(10) of the Companies Act, 2013, to the extent applicable to an audit of internal financial controls, both applicable to an audit of Internal Financial Controls and, both issued by the Institute of Chartered Accountants of India. Those Standards and the Guidance Note require that we comply with ethical requirements and plan and perform the audit to obtain reasonable assurance about whether adequate internal financial controls over financial reporting was established and maintained and if such controls operated effectively in all material respects.

Our audit involves performing procedures to obtain audit evidence about the adequacy of the internal financial controls system over financial reporting and their operating effectiveness. Our audit of internal financial controls over financial reporting included obtaining an understanding of internal financial controls over financial reporting, assessing the risk that a material weakness exists, and testing and evaluating the design and operating effectiveness of internal control based on the assessed risk. The procedures selected depend on the auditor's judgment, including the assessment of the risks of material misstatement of the standalone financial statements, whether due to fraud or error.

We believe that the audit evidence we have obtained is sufficient and appropriate to provide a basis for our audit opinion on the Company's internal financial controls system over financial reporting.

Meaning of Internal Financial Controls over Financial Reporting

A company's internal financial control over financial reporting is a process designed to provide reasonable assurance regarding the reliability of financial reporting and the preparation of financial statements for external purposes in accordance with generally accepted accounting principles. A company's internal financial control over financial reporting includes those policies and procedures that (1) pertain to the maintenance of records that, in reasonable detail, accurately and fairly reflect the transactions and dispositions of the assets of the company; (2) provide reasonable assurance that transactions are recorded as necessary to permit preparation of financial statements in accordance with generally accepted accounting principles, and that receipts and expenditures of the company are being made only in accordance with authorisations of management and directors of the company; and (3) provide reasonable assurance regarding prevention or timely detection of unauthorised acquisition, use, or disposition of the company's assets that could have a material effect on the financial statements.

Inherent Limitations of Internal Financial Controls Over Financial Reporting

Because of the inherent limitations of internal financial controls over financial reporting, including the possibility of collusion or improper management override of controls, material misstatements due to error or fraud may occur and not be detected. Also, projections of any evaluation of the internal financial controls over financial reporting to future periods are subject to the risk that the internal financial control over financial reporting may become inadequate because of changes in conditions, or that the degree of compliance with the policies or procedures may deteriorate.

Opinion

In our opinion, the Company has, in all material respects, an adequate internal financial controls system over financial reporting and such internal financial controls over financial reporting were operating effectively as at 31 March 2018, based on the internal control over financial reporting criteria established by the Company considering the essential components of internal control stated in the Guidance Note on Audit of Internal Financial Controls Over Financial Reporting issued by the Institute of Chartered Accountants of India.

For Ganesh Kamath Associates
Chartered Accountants

(CA Ganesh Kamath M)
Proprietor
M. No: 203081
Firm Reg No: 006449S

Date: May 28, 2018
Place: Bangalore

LUXQUISITE PARKLAND PRIVATE LIMITED

BALANCE SHEET AS AT MARCH 31, 2018

(Amount in ₹)

Particulars	Note No.	As at March 31, 2018	As at March 31, 2017	As at April 01, 2016
I. ASSETS				
Non - current assets				
(a) Financial Assets				
(i) Investments	3	623,000,688	610,589,915	606,300,000
Total non current assets		623,000,688	610,589,915	606,300,000
Current assets				
(a) Financial Assets				
(i) Cash and cash equivalents	4	320,311	238,322	232,135
Total current assets		320,311	238,322	232,135
TOTAL ASSETS		623,320,999	610,828,237	606,532,135
II. EQUITY AND LIABILITIES				
Equity				
(a) Share capital	5	606,500,000	606,500,000	606,500,000
(b) Other equity	6	(6,587,827)	(6,205,333)	(6,060,225)
Total Equity		599,912,173	600,294,667	600,439,775
Current liabilities				
(a) Other current liabilities	7	23,408,826	10,533,570	6,092,360
Total current liabilities		23,408,826	10,533,570	6,092,360
TOTAL EQUITY AND LIABILITY		623,320,999	610,828,237	606,532,135
Significant accounting policies and notes attached form an integral part of the financial statements	1,2, 9 to 12			

In Accordance with our report attached

For and on behalf of the Board of Directors of Luxquisite Parkland Private Limited

For Ganesh Kamath Associates

Chartered Accountants

CA. Ganesh Kamath MProprietor
M. No. 203081
FRN: 006449S**Vikas Kumar Gandhi**Director
DIN:07104367**Prakash Purushotham**Director
DIN:07199035**Place: Bengaluru**

Date: May 28, 2018

CS. K S Swapna Latha

Company Secretary

LUXQUISITE PARKLAND PRIVATE LIMITED

STATEMENT OF PROFIT AND LOSS FOR THE YEAR ENDED MARCH 31, 2018

(Amount in ₹)

	Particulars	Note No.	Current Year	Previous Year
I	Expenses			
	Other expenses	8	382,494	145,108
	Total expenses		382,494	145,108
II	Loss for the period		382,494	145,108
III	Earning per equity share: Basic & diluted	9	(0.01)	(0.01)
	Significant accounting policies and notes attached form an integral part of the financial statements	1,2 9 to 12		

In Accordance with our report attached

For and on behalf of the Board of Directors of Luxquisite Parkland Private Limited

For Ganesh Kamath Associates

Chartered Accountants

CA. Ganesh Kamath M

Proprietor
M. No. 203081
FRN: 006449S

Vikas Kumar Gandhi

Director
DIN:07104367

Prakash Purushotham

Director
DIN:07199035

Place: Bengaluru

Date: May 28, 2018

CS. K S Swapna Latha

Company Secretary

LUXQUISITE PARKLAND PRIVATE LIMITED

CASH FLOW STATEMENT FOR THE YEAR ENDED MARCH 31, 2018

(Amount in ₹)

Particulars	March 31, 2018	March 31, 2017
Cash flows from operating activities		
Loss before taxation	(382,494)	(145,108)
Adjustments for:		
Increase/ (decrease) in trade payables and other current liabilities	12,875,256	4,441,210
	<u>12,875,256</u>	<u>4,441,210</u>
Net cash from operating activities	12,492,762	4,296,102
Cash flows from investing activities		
Purchase of investments	(12,410,773)	(4,289,915)
Net cash from investing activities	<u>(12,410,773)</u>	<u>(4,289,915)</u>
Net increase/(decrease) in cash and cash equivalents	81,989	6,187
Cash and cash equivalents at beginning of the period	238,322	232,135
Cash and cash equivalents at end of the period	<u>320,311</u>	<u>238,322</u>

In Accordance with our report attached

For Ganesh Kamath Associates
Chartered Accountants

CA. Ganesh Kamath M
Proprietor
M. No. 203081
FRN: 006449S

Place: Bengaluru
Date: May 28, 2018

For and on behalf of the Board of Directors of Luxquisite Parkland Private Limited

Vikas Kumar Gandhi
Director
DIN:07104367

Prakash Purushotham
Director
DIN:07199035

CS. K S Swapna Latha
Company Secretary

LUXQUISITE PARKLAND PRIVATE LIMITED

CHANGES IN EQUITY AS AT MARCH 31, 2018

(a) Equity Share Capital

(Amount in ₹)

Particulars	As at March 31, 2018	As at March 31, 2017	As at April 01, 2016
Balance at the Beginning of the year	606,500,000	606,500,000	606,500,000
Changes in equity share capital during the year	-	-	- -
Balance at the end of the year	606,500,000	606,500,000	606,500,000

(b) Other Equity

(Amount in ₹)

Particulars	Retained earnings	Total Other equity
As at April 01, 2016	(6,060,225)	(6,060,225)
Add: Loss for the year	(145,108)	(145,108)
Total comprehensive income as at March 31, 2017	(6,205,333)	(6,205,333)
Add: Loss for the year	(382,494)	(382,494)
Total comprehensive income as at March 31, 2018	(6,587,827)	(6,587,827)

In Accordance with our report attached

For Ganesh Kamath Associates
Chartered Accountants

CA. Ganesh Kamath M
Proprietor
M. No. 203081
FRN: 006449S

For and on behalf of the Board of Directors of Luxquisite Parkland Private Limited

Vikas Kumar Gandhi
Director
DIN:07104367

Prakash Purushotham
Director
DIN:07199035

Place: Bengaluru
Date: May 28, 2018

CS. K S Swapna Latha
Company Secretary

LUXQUISITE PARKLAND PRIVATE LIMITED

NOTES TO FINANCIAL STATEMENTS

1 BACKGROUND:

Luxquisite Parkland Private Limited (“the Company”) was incorporated on December 2, 2014 and is a subsidiary of Kirloskar Electric Company Limited. The Company has been formed as Special Purpose Vehicle (“SPV”) as per the restructuring terms.

2 SIGNIFICANT ACCOUNTING POLICIES:

2.1 BASIS OF PREPARATION OF FINANCIAL STATEMENTS:

The financial accounts are prepared under the historical cost convention in accordance with the Generally Accepted Accounting Principles in India, including the Accounting Standards notified under the relevant provisions of the Companies Act, 2013. All income and expenditure, having a material bearing on financial statements, are recognized on accrual basis.

2.2 USE OF ESTIMATES:

The preparation of financial statements in conformity with generally accepted accounting principles requires management to make estimates and assumptions that affect certain reported amounts and disclosures. Accordingly, actual results could differ from those estimates.

2.3 TAXES ON INCOME:

Provision for current tax for the year is after taking cognizance of excess / short provision in prior years. Deferred tax assets/liability is recognized, subject to consideration of prudence, on timing differences.

2.4 IMPAIRMENT

(ii) Investment in Subsidiaries and Associates:

The Company has accounted for its investments in Subsidiaries at cost less impairment loss (if any).

2.5 PROVISIONS AND CONTINGENT LIABILITIES:

A provision is recognized when the Company has a present obligation as a result of past event and it is probable that outflow of resources will be required to settle the obligation, in respect of which reliable estimate can be made. Provisions (excluding retirement benefits) are not discounted to its present value and are determined based on best estimate required to settle the obligation at the balance sheet date. These are reviewed at each balance sheet date and adjusted to reflect the current best estimates.

Financial effect of contingent liabilities is disclosed based on information available upto the date on which financial statements are approved. However, where a reasonable estimate of financial effect cannot be made, suitable disclosures are made with regard to this fact and the existence and nature of the contingent liability.

2.6 FINANCIAL INSTRUMENTS:

Financial assets and liabilities are recognized when the Company becomes a party to the contractual provisions of the instrument. Financial assets and liabilities are initially measured at fair value. Transaction costs that are directly attributable to the acquisition or issue of financial assets and financial liabilities (other than financial assets and financial liabilities at fair value through profit or loss) are added to or deducted from the fair value measured on initial recognition of financial asset or financial liability.

(i) Cash and Cash Equivalents:

Cash and Cash Equivalents comprise cash and deposit with banks other than for term deposit earmarked for Bank Guarantee. The company considers all highly liquid investments including demand deposits with bank with an original maturity of three months or less and that are readily convertible to known amounts of cash to be cash equivalents.

2.7 The company is in the process of assessing the impact of the limited amendments to the Ind AS Standards. The impact, if any, will be disclosed in the financial statements for the year ended March 31, 2019.

NOTES TO FINANCIAL STATEMENTS

3 Non current investments:

Details of Investments	Name of the Company	As at March 31, 2018			As at March 31, 2017			As at April 01, 2016		
		No of shares	Face value	₹	No of shares	Face value	₹	No of shares	Face value	₹
Investments in equity Instruments:										
Fully paid up	Kirsons BV	2,560	100.00	623,000,688	2,555	100.00	610,589,915	2,555	100.00	606,300,000
Total				623,000,688			610,589,915			606,300,000

Additional Information:

Aggregate value of unquoted investments: 623,000,688 610,589,915 606,300,000

4 Cash and cash equivalents:

Particulars	As at March 31, 2018	As at March 31, 2017	As at April 01, 2016
Cash and cash equivalents			
i) Balances with banks			
- in other accounts	320,311	238,322	232,135
Total	320,311	238,322	232,135

5 Share capital:

Particulars	As at March 31, 2018		As at March 31, 2017		As at April 01, 2016	
	Number	₹	Number	₹	Number	₹
a Authorized:						
Preference shares of ₹ 10/- each	10,000	100,000	10,000	100,000	10,000	100,000
Equity shares of ₹ 10/- each	60,990,000	609,900,000	60,990,000	609,900,000	60,990,000	609,900,000
	610,000,000		610,000,000		610,000,000	
b Issued, subscribed and fully paid up:						
Preference shares of ₹ 10/- each						
At the beginning of the reporting period	10,000	100,000	10,000	100,000	10,000	100,000
Issued during the reporting period	-	-	-	-	-	-
At the close of the reporting period	10,000	100,000	10,000	100,000	10,000	100,000
c Equity shares of ₹ 10/- each						
At the beginning of the reporting period	60,640,000	606,400,000	60,640,000	606,400,000	60,640,000	606,400,000
Issued during the reporting period	-	-	-	-	-	-
Redeemed during the reporting period	-	-	-	-	-	-
At the close of the reporting period	60,640,000	606,400,000	60,640,000	606,400,000	60,640,000	606,400,000
Total	606,500,000		606,500,000		606,500,000	

LUXQUISITE PARKLAND PRIVATE LIMITED

NOTES TO FINANCIAL STATEMENTS

Other Information:

1 Preference Shares:

- a. The Company has issued non cumulative preference shares of ₹ 10/- each. The preference shareholders do not have voting rights.
- b. Preference shares carry a dividend of 0.1%.
- c. Preference shares shall be redeemed after 10 years from the date of allotment.

d. Particulars of equity share holders holding more than 5% of the total number of preference share capital:	As at March 31, 2018		As at March 31, 2017		As at April 01, 2016	
	Number	Percentage	Number	Percentage	Number	Percentage
(i) Best Trading Private Limited	10,000	100%	10,000	100%	10,000	100%

2 Equity shares:

- a. The Company has only one class of equity shares having a par value of Rs 10/- each. Each holder of equity shares is entitled to one vote per share. In the event of liquidation of the Company, the holders of the equity shares will be entitled to receive the remaining assets of the Company, after distribution of all preferential amounts. The distribution will be in proportion to the equity shares held by the shareholder.

b. Particulars of equity share holders holding more than 5% of the total number of equity	As at March 31, 2018		As at March 31, 2017		As at April 01, 2016	
	Number	Percentage	Number	Percentage	Number	Percentage
Kirloskar Electric Company Limited (holding Company)	60,639,999	100%	60,639,999	100%	60,639,999	100%

6 Other Equity

(Amount in ₹)

Particulars	Retained earnings	Total Other equity
As at April 01, 2016	(6,060,225)	(6,060,225)
Add: Loss for the year	(145,108)	(145,108)
Total comprehensive income as at March 31, 2017	(6,205,333)	(6,205,333)
Add: Profit for the year	(382,494)	(382,494)
Total comprehensive income as at March 31, 2018	(6,587,827)	(6,587,827)

(Amount in ₹)

Particulars	As at March 31, 2018	As at March 31, 2017	As at April 01, 2016
7 Other current liabilities:			
a) Amount due to holding company	23,365,476	10,516,320	6,047,020
b) Other liabilities	43,350	17,250	45,340
	23,408,826	10,533,570	6,092,360

(Amount in ₹)

Particulars	Current year	Previous year
8 Other expenses:		
i) Rates and taxes	15,600	-
ii) Payment to auditors - as auditor	8,850	17,250
iii) Professional charges	238,556	49,300
iv) Bank Charges	119,488	78,558
v) Miscellaneous expenses	-	-
	382,494	145,108

LUXQUISITE PARKLAND PRIVATE LIMITED

NOTES TO FINANCIAL STATEMENTS

(Amount in ₹)

Particulars	Current year	Previous year
9 Earnings per share:		
(Basic and diluted)		
After extraordinary item:		
Loss for the year after tax expense	382,494	145,108
Weighted average number of equity shares	60,640,000	60,640,000
Loss per share	0.01	0.01

10 SEGMENT REPORTING:

The Company's business activity primarily falls within single business segment, no further disclosures required other than those given in the financial statements.

11 RELATED PARTY TRANSACTIONS:

(a) List of related parties:

Sl. No.	Name of the Related Party	Relationship
1	Kirloskar Electric Company Limited	Holding Company
2	Pralhad P Katti*	Key Management Personnel and their relatives ("KMP")
3	Vikas Kumar Gandhi	
4	Prakash Purushotham	
5	Anil Kumar Bhandari**	
6	K S Swapna Latha #	

*Upto 12-02-2018

From 12-02-2018

** from 28-03-2017

(b) Transactions with related parties:

(Amount in ₹)

Particulars	Relationship	Current Year	Previous Period
Investments:			
Kirsons B V	Wholly owned Subsidiary	12,410,773	4,289,915
Reimbursement of expenses:			
Kirloskar Electric Company Limited	Holding Company	49,156	69,300

(c) Outstanding balances at the end of the year:

(Amount in ₹)

Particulars	Relationship	As at March 31, 2018	As at March 31, 2017
Amount due from Company:			
Kirloskar Electric Company Limited	Holding Company	23,365,476	10,516,320

12 Previous years figures have been regrouped wherever required in conformity with current year presentation.

In Accordance with our report attached

For and on behalf of the Board of Directors of Luxquisite Parkland Private Limited

For Ganesh Kamath Associates

Chartered Accountants

CA. Ganesh Kamath M

Proprietor
M. No. 203081
FRN: 006449S

Vikas Kumar Gandhi

Director
DIN:07104367

Prakash Purushotham

Director
DIN:07199035

Place: Bengaluru

Date: May 28, 2018

CS. K S Swapna Latha

Company Secretary

INDEPENDENT AUDITORS' REPORT TO THE MEMBERS OF M/s. SLPKG Estate Holdings Private Limited

Report on the Financial Statements:

We have audited the accompanying standalone financial statements of M/s. SLPKG Estate Holdings Private Limited ("the Company"), which comprise the Balance Sheet as at 31 March, 2018 and the Statement of Profit and loss, the Cash Flow Statement, the statement for Changes in Equity for the year then ended, and a summary of summary of significant accounting policies and other explanatory information annexed thereto.

Management's Responsibility for the Financial Statements:

The Company's Board of Directors is responsible for the matters stated in Section 134(5) of the Companies Act, 2013 (the Act) with respect to the preparation of these stand alone financial statements that give a true and fair view of the financial position, financial performance and cash flows of the Company in accordance with the accounting principles generally accepted in India, including the Accounting Standards specified under section 133 of the Act, read with Rule 7 of the Companies (Accounts) Rules, 2014. This responsibility also includes maintenance of adequate accounting records in accordance with the provisions of the Act for safeguarding the assets of the company and for preventing and detecting frauds and other irregularities; selection and application of appropriate accounting policies, making judgements, and maintenance of adequate internal financial controls, that were operating effectively for ensuring the accuracy and completeness of the accounting records, relevant to the preparation and presentation of the financial statements that give a true and fair view and are free from material mis-statement, whether due to fraud or error.

Auditor's Responsibility:

Our responsibility is to express an opinion on these stand alone financial statements based on our audit.

We have taken into account the provisions of the Act, the accounting and auditing standards and matters which are required to be included in the audit report under the provisions of the act and rules made there under:

We conducted our audit in accordance with the standards on auditing specified under Section 143 (10) of the Act. Those standards require that we comply with the ethical requirements and plan and perform the audit to obtain reasonable assurance whether the financial statements are free from material mis-statements.

An audit involves performing procedures to obtain audit evidence about the amount and the disclosures in the financial statements. The procedures selected depends upon the auditor's judgement, including the assessment of the risks of material misstatement of the financial statements, whether due to fraud or error. In making those risk assessments, the auditor considers internal control relevant to the Company's preparation and presentation of financial statements that give a true and fair view in order to design audit procedures that are appropriate in the circumstances, but not for the purposes of expressing an opinion on whether the company has in place an adequate internal financial controls system over financial reporting and the operating effectiveness of such controls. An audit also includes evaluating the appropriateness of accounting policies used and the reasonableness of the accounting estimates made by the Companies Directors, as well as evaluating the overall presentation of the financial statements.

We believe that the audit evidence we have obtained is sufficient and appropriate to provide a basis for our audit opinion on the standalone financial statements.

Basis of Qualified Opinion

Attention is invited to Note 16 (c) b to the financial statements regarding the trade receivables above 2 years, considered good by management is estimated at ₹ 8,81,23,804 for which we are unable to explain an independent opinion on the same.

Qualified Opinion:

In our opinion and to the best of our information and according to the explanations given to us, subject to the matters described in the Basis of Qualified Opinion, the aforesaid standalone financial statements give the information required by the Act, in the manner so required and give a true and fair view in conformity with the accounting principles generally accepted in India, of the state of affairs of the company as at 31st March 2018, and its loss and its cash flows for the year ended on that date.

Report on other legal and regulatory requirements:

1. As required by the Companies (Auditor's Report) Order, 2016, ("The Order") issued by the Government of India, in terms of sub section (11) of section 143 of the Act. And on the basis of such checks of the books and records of the company as we considered appropriate and according to the information and explanations given to us, we give in the annexure 1, a statement on the matters specified in the paragraphs 3 & 4 of the said order
2. As required under Section 143(3) of the Act, we report that:
 - a) we have sought and obtained all the information and explanations, which to the best of our knowledge and belief were necessary for the purpose of our audit;

- b) in our opinion, proper books of account as required by law have been kept by the Company so far as appears from our examination of those books ;
- c) The Balance Sheet, the Statement of Profit and Loss and the Cash Flow Statement and the statement for Changes in Equity dealt with by this report are in agreement with the books of accounts.
- d) in our opinion, the aforesaid standalone financial statements comply with the accounting standards specified under section 133 of the Act, read with Rule 7 of the Companies (Accounts) Rules, 2014;
- e) on the basis of written representations received from the directors, taken on record by the Board of Directors, none of the directors is disqualified from being appointed as a Director in terms of Section 164(2) of the Act as on 31st March 2018; and
- f) with respect to the adequacy of the internal financial controls over financial reporting of the Company and the operating effectiveness of such controls, refer to our separate report in "Annexure 2"; and
- g) with respect to the other matters to be included in the auditor's report in accordance with the Rule 11 of the Companies (Audit and Auditors) Rules, 2014 in our opinion and to the best of our information and according to the explanation given to us:
 - i. The Company does not have pending litigations, which would impact its financial statements
 - ii. The company did not have any long term contracts and has not entered into any derivative contracts. Accordingly no provision is required to be recognized in the respect of material foreseeable losses under applicable laws or accounting standards.
 - iii. There were no amounts which were required to be transferred to the Investor Education and Protection Fund by the Company.

For K R Kamath & Co.
Chartered Accountants
(CA Rohith Kamath)
Proprietor
M. No: 221737
Firm Reg No: 012708S

Date: May 28, 2018
Place: Bangalore

Annexure -1 to the Auditors' Report

Annexure referred to in paragraph 1 under the heading "Report on other legal and regulatory requirements" of our Report to the members of SLPKG Estate Holdings Private Limited, Bangalore

- 1) The company does not have any fixed assets during the period covered under audit, hence the clause 3(i) of the Order is not applicable
- 2) The company does not have any inventories during the period covered under audit, hence the clause 3(ii) of the Order is not applicable
- 3) The company has not granted any loans during the year to the Companies, firms or other parties listed in the registered maintained under section 189 of the Act, the clause 3(iii) of the Order is not applicable
- 4) In accordance to the information provided and explanations given to us, the company has not granted loan, made investment, provided any guarantee or security hence comments required under clause 3(iv) has not been made here.
- 5) The company has not accepted any deposits as applicable under the directives issued by the Reserve Bank of India and the provisions of sections 73 to 76 or any other provisions of the Act, and the rules framed thereunder. Accordingly, the provisions of Clause 3(v) of the said order are not applicable.
- 6) To the best of our knowledge and explanations given to us, the Central Government has not prescribed the maintenance of cost records under clause (d) of sub section (1) of section 148 of the Act for the products of the company. Accordingly, provisions of clause 3(vi) of the said order are not applicable.
- 7)
 - a) According to the records of the Company, the Company is generally regular in depositing the undisputed statutory dues applicable to it to with the appropriate authorities. In terms of its books of accounts, no undisputed statutory dues payable in respect of provident fund, employees state insurance, income tax, wealth tax, service tax, customs duty, excise duty, value added tax, GST, cess, and any other undisputed statutory dues were outstanding, as at March 31, 2018 for a period of more than six months from the date they became payable.
 - b) According to the records of the company and according to the information and explanations given to us, there were no dues outstanding on account of income tax, wealth tax, service tax, sales tax, GST, customs duty, excise duty and cess on account of dispute.
- 8) According to the records of the company and according to the information and explanations provided to us, the company has not defaulted in repayment of dues to the bank.
- 9) According to the records of the company and according to the information and explanations provided to us, the company has applied the proceeds of the term loans obtained by it for the purpose for which it was obtained.
- 10) Based on the audit procedures performed for the purpose of reporting the true and fair view of the financial statements and as per the information and explanations given to us, we report that no material frauds on or by the company has been noticed or reported.
- 11) The company has not provided for or paid any managerial remuneration during the period covered under audit, hence the comments required under clause 3(xi) of the said Order are not been made here.
- 12) The company is not a Nidhi company, Accordingly, clause 3(xii) of the said order is not applicable.
- 13) According to the records of the company and according to the information and explanations provided to us, the company has disclosed in the financial statements for the year ended March 31, 2018 matters required under section 188 of the Companies Act and as required under relevant Accounting standards.
- 14) According to the records of the company and according to the information and explanations provided to us, during the period covered under audit, the company has not issued any shares or debentures hence the comments required under clause 3(xiv) of the said Order are not been made here.
- 15) According to the records of the company and according to the information and explanations provided to us, during the period covered under audit, the company has not entered into non cash transactions with Directors or persons connected with Directors.
- 16) The company is not required to be registered under section 45-IA of the RBI Act, of 1934, hence the clause 3(xvi) of the Order is not applicable.

Date: May 28, 2018
Place: Bangalore

For K R Kamath & Co.
Chartered Accountants
(CA Rohith Kamath)
Proprietor
M. No: 221737
Firm Reg No: 012708S

Annexure – 2 to the Auditors' Report

Report on the Internal Financial Controls under Clause (i) of Sub-section 3 of Section 143 of the Companies Act, 2013 ("the Act")
We have audited the internal financial controls over financial reporting of SLPKG Estate Holdings Private Limited ("the Company") as of 31 March 2018 in conjunction with our audit of the standalone financial statements of the Company for the year ended on that date.

Management's Responsibility for Internal Financial Controls:

The Company's management is responsible for establishing and maintaining internal financial controls based on the internal control over financial reporting criteria established by the Company considering the essential components of internal control stated in the Guidance Note on Audit of Internal Financial Controls over Financial Reporting issued by the Institute of Chartered Accountants of India ('ICAI'). These responsibilities include the design, implementation and maintenance of adequate internal financial controls that were operating effectively for ensuring the orderly and efficient conduct of its business, including adherence to company's policies, the safeguarding of its assets, the prevention and detection of frauds and errors, the accuracy and completeness of the accounting records, and the timely preparation of reliable financial information, as required under the Companies Act, 2013.

Auditors' Responsibility

Our responsibility is to express an opinion on the Company's internal financial controls over financial reporting based on our audit. We conducted our audit in accordance with the Guidance Note on Audit of Internal Financial Controls over Financial Reporting (the "Guidance Note") and the Standards on Auditing, issued by ICAI and deemed to be prescribed under section 143(10) of the Companies Act, 2013, to the extent applicable to an audit of internal financial controls, both applicable to an audit of Internal Financial Controls and, both issued by the Institute of Chartered Accountants of India. Those Standards and the Guidance Note require that we comply with ethical requirements and plan and perform the audit to obtain reasonable assurance about whether adequate internal financial controls over financial reporting was established and maintained and if such controls operated effectively in all material respects.

Our audit involves performing procedures to obtain audit evidence about the adequacy of the internal financial controls system over financial reporting and their operating effectiveness. Our audit of internal financial controls over financial reporting included obtaining an understanding of internal financial controls over financial reporting, assessing the risk that a material weakness exists, and testing and evaluating the design and operating effectiveness of internal control based on the assessed risk. The procedures selected depend on the auditor's judgment, including the assessment of the risks of material misstatement of the standalone financial statements, whether due to fraud or error.

We believe that the audit evidence we have obtained is sufficient and appropriate to provide a basis for our audit opinion on the Company's internal financial controls system over financial reporting.

Meaning of Internal Financial Controls over Financial Reporting

A company's internal financial control over financial reporting is a process designed to provide reasonable assurance regarding the reliability of financial reporting and the preparation of financial statements for external purposes in accordance with generally accepted accounting principles. A company's internal financial control over financial reporting includes those policies and procedures that (1) pertain to the maintenance of records that, in reasonable detail, accurately and fairly reflect the transactions and dispositions of the assets of the company; (2) provide reasonable assurance that transactions are recorded as necessary to permit preparation of financial statements in accordance with generally accepted accounting principles, and that receipts and expenditures of the company are being made only in accordance with authorisations of management and directors of the company; and (3) provide reasonable assurance regarding prevention or timely detection of unauthorised acquisition, use, or disposition of the company's assets that could have a material effect on the financial statements.

Inherent Limitations of Internal Financial Controls Over Financial Reporting

Because of the inherent limitations of internal financial controls over financial reporting, including the possibility of collusion or improper management override of controls, material misstatements due to error or fraud may occur and not be detected. Also, projections of any evaluation of the internal financial controls over financial reporting to future periods are subject to the risk that the internal financial control over financial reporting may become inadequate because of changes in conditions, or that the degree of compliance with the policies or procedures may deteriorate.

Opinion

In our opinion, the Company has, in all material respects, an adequate internal financial controls system over financial reporting and such internal financial controls over financial reporting were operating effectively as at 31 March 2018, based on the internal control over financial reporting criteria established by the Company considering the essential components of internal control stated in the Guidance Note on Audit of Internal Financial Controls Over Financial Reporting issued by the Institute of Chartered Accountants of India.

For K R Kamath & Co.
Chartered Accountants
(CA Rohith Kamath)

Proprietor

M. No: 221737

Firm Reg No: 012708S

Date: May 28, 2018

Place: Bangalore

SEVENTY FIRST ANNUAL REPORT 2017-18

SLPKG ESTATE HOLDINGS PRIVATE LIMITED

BALANCE SHEET AS AT MARCH 31, 2018

(Amount in ₹)

Particulars	Note No.	As at March 31, 2018	As at March 31, 2017	As at April 01, 2016
I. ASSETS				
Non - current assets				
(a) Other non current assets	3	452,470,572	475,263,044	566,608,229
Total Non Current Assets		452,470,572	475,263,044	566,608,229
Current assets				
(a) Financial Assets				
(i) Cash and cash equivalents	4	934,864	940,975	991,315
(b) Other Current assets	5	-	3,962,233	7,865,513
Total current assets		934,864	4,903,208	8,856,828
TOTAL ASSETS		453,405,436	480,166,252	575,465,057
I. EQUITY AND LIABILITIES				
Equity				
(a) Share capital	6	1,000,000	1,000,000	1,000,000
(b) Other Equity	7	(308,665,558)	(212,569,929)	(108,278,106)
Total Equity		(307,665,558)	(211,569,929)	(107,278,106)
II. Liabilities				
Non Current Liabilities				
(a) Financial Liabilities				
(i) Borrowings	8	-	-	254,266,104
(b) Other Non Current Liabilities	9	505,280,715	436,060,900	423,866,912
Total non Current Liabilities		505,280,715	436,060,900	678,133,016
Current liabilities				
(a) Financial liabilities				
(i) Borrowings	10	-	-	2,533,089
(b) Other current liabilities	11	255,790,280	255,675,281	2,077,058
Total Current Liabilities		255,790,280	255,675,281	4,610,147
TOTAL EQUITY AND LIABILITIES		453,405,436	480,166,252	575,465,057
Significant accounting policies and notes attached form an integral part of the financial statements	1, 2, 14 to 18			

In Accordance with our report attached

For and on behalf of the Board of Directors of SLPKG Estate Holdings Private Limited

For K R Kamath & Co
Chartered Accountants

CA. Rohith Kamath
Proprietor
M No. 221737 / FRN 012708S

Vikas Kumar Gandhi
Director
DIN:07104367

Prakash Purushotham
Director
DIN:07199035

Place: Bangalore
Date: May 28, 2018

SLPKG ESTATE HOLDINGS PRIVATE LIMITED**STATEMENT OF PROFIT AND LOSS FOR THE YEAR ENDED MARCH 31, 2018**

(Amount in ₹)

	Particulars	Note No.	Current Year	Previous Year
I	Expenses			
	Finance costs	12	95,730,836	88,088,765
	Other expenses	13	364,793	16,203,058
	Total expenses		96,095,629	104,291,823
II	Loss for the period		96,095,629	104,291,823
III	Earning per equity share:	14		
	Basic & diluted		(1,067.73)	(1,158.80)
	Significant accounting policies and notes attached form an integral part of the financial statements	1, 2, 14 to 18		

In Accordance with our report attached

For and on behalf of the Board of Directors of SLPKG Estate Holdings Private Limited

For K R Kamath & Co
Chartered Accountants**CA. Rohith Kamath**
Proprietor
M No. 221737 / FRN 012708S**Vikas Kumar Gandhi**
Director
DIN:07104367**Prakash Purushotham**
Director
DIN:07199035**Place: Bangalore**
Date: May 28, 2018

SLPKG ESTATE HOLDINGS PRIVATE LIMITED
CASH FLOW STATEMENT FOR THE YEAR ENDED MARCH 31, 2018

(Amount in ₹)

Particulars	Current Year	Previous Year
Cash flows from operating activities		
Loss before taxation	(96,095,629)	(104,291,823)
Adjustments for:		
Allowance for doubtful receivables	-	-
Finance cost	95,730,836	88,088,765
	(364,793)	(16,203,058)
Decrease / (Increase) in other non current assets	22,792,472	91,345,185
Decrease / (Increase) in current assets	3,962,233	3,903,280
Increase / (Decrease) in non current liabilities	69,219,813	(242,072,116)
Increase/(Decrease) in other current liabilities	114,999	251,065,134
	96,089,518	104,241,483
	95,724,725	88,038,424
Net cash from operating activities	95,724,725	88,038,424
Net cash from investing activities		
Cash flows from financing activities		
Finance costs	(95,730,836)	(88,088,765)
Net cash from financing activities	(95,730,836)	(88,088,765)
Net increase/(decrease) in cash and cash equivalents	(6,111)	(50,340)
Cash and cash equivalents at beginning of the year	940,975	991,315
Cash and cash equivalents at end of the year	934,864	940,975

In Accordance with our report attached

For and on behalf of the Board of Directors of SLPKG Estate Holdings Private Limited

For K R Kamath & Co
Chartered Accountants

CA. Rohith Kamath
Proprietor
M No. 221737 / FRN 012708S

Vikas Kumar Gandhi
Director
DIN:07104367

Prakash Purushotham
Director
DIN:07199035

Place: Bangalore
Date: May 28, 2018

SLPKG ESTATE HOLDINGS PRIVATE LIMITED

CHANGES IN EQUITY AS AT MARCH 31, 2018

(a) Share Capital

(Amount in ₹)

Particulars	As at March 31, 2018	As at March 31, 2017	As at April 01, 2016
Balance at the Beginning of the year	1,000,000	1,000,000	1,000,000
Changes in equity share capital during the year	-	-	-
Balance at the end of the year	1,000,000	1,000,000	1,000,000

(b) Other Equity

(Amount in ₹)

Particulars	Retained earnings	Total Other equity
As at April 01, 2016	(28,150,467)	(28,150,467)
Add: Ind AS adjustments	(80,127,639)	(80,127,639)
As at April 01, 2016	(108,278,106)	(108,278,106)
Add: Loss for the year	(28,965,741)	(28,965,741)
Add: Ind AS adjustments	(75,326,082)	(75,326,082)
Total comprehensive income as at March 31, 2017	(212,569,929)	(212,569,929)
Add: Loss for the year	(96,095,629)	(96,095,629)
Total comprehensive income as at March 31, 2018	(308,665,558)	(308,665,558)

In Accordance with our report attached

For and on behalf of the Board of Directors of SLPKG Estate
Holdings Private Limited

For K R Kamath & Co
Chartered Accountants

CA. Rohith Kamath
Proprietor
M No. 221737 / FRN 012708S

Vikas Kumar Gandhi
Director
DIN:07104367

Prakash Purushotham
Director
DIN:07199035

Place: Bangalore
Date: May 28, 2018

SLPKG ESTATE HOLDINGS PRIVATE LIMITED

NOTES TO FINANCIAL STATEMENTS

1 BACKGROUND:

SLPKG Estate Holdings Private Limited (“the Company”) was incorporated on December 2, 2014 and is a subsidiary of Kirloskar Electric Company Limited. The Company has been formed as Special Purpose Vehicle (“SPV”) as per the restructuring terms.

2 SIGNIFICANT ACCOUNTING POLICIES:

2.1 BASIS OF PREPARATION OF FINANCIAL STATEMENTS:

The financial accounts are prepared under the historical cost convention in accordance with the Generally Accepted Accounting Principles in India, including the Accounting Standards notified under the relevant provisions of the Companies Act, 2013. All income and expenditure, having a material bearing on financial statements, are recognized on accrual basis.

2.2 USE OF ESTIMATES:

The preparation of financial statements in conformity with generally accepted accounting principles requires management to make estimates and assumptions that affect certain reported amounts and disclosures. Accordingly, actual results could differ from those estimates.

2.3 ASSETS HELD FOR SALE:

Assets held for sale are stated at the cost or estimated net realizable value whichever is lower.

2.4 TAXES ON INCOME:

Provision for current tax for the year is after taking cognizance of excess / short provision in prior years. Deferred tax assets/liability is recognized, subject to consideration of prudence, on timing differences.

2.5 IMPAIRMENT OF ASSETS:

An asset is treated as impaired when the carrying cost of asset exceeds its recoverable value. An impairment loss, if any, is charged to profit and loss account, in the year in which an asset is identified as impaired.

2.6 PROVISIONS AND CONTINGENT LIABILITIES:

- a. A provision is recognized when the Company has a present obligation as a result of past event and it is probable that outflow of resources will be required to settle the obligation, in respect of which reliable estimate can be made. Provisions (excluding retirement benefits) are not discounted to its present value and are determined based on best estimate required to settle the obligation at the balance sheet date. These are reviewed at each balance sheet date and adjusted to reflect the current best estimates.
- b. Financial effect of contingent liabilities is disclosed based on information available upto the date on which financial statements are approved. However, where a reasonable estimate of financial effect cannot be made, suitable disclosures are made with regard to this fact and the existence and nature of the contingent liability.

2.7 FINANCIAL INSTRUMENTS:

Cash and Cash Equivalents comprise cash and deposit with banks other than for term deposit earmarked for Bank Guarantee. The company considers all highly liquid investments including demand deposits with bank with an original maturity of three months or less and that are readily convertible to known amounts of cash to be cash equivalents.

- 2.8 The company is in the process of assessing the impact of the limited amendments to the Ind AS Standards. The impact, if any, will be disclosed in the financial statements for the year ended March 31, 2019.

SLPKG ESTATE HOLDINGS PRIVATE LIMITED

NOTES TO FINANCIAL STATEMENTS

(Amount in ₹)

Particulars	As at March 31, 2018	As at March 31, 2017	As at April 01, 2016
3 Other non current assets			
(i) Assets Held for Sale	429,916,257	429,916,257	429,916,257
(ii) Other receivables	87,554,315	110,346,787	186,691,972
Less: Provision for doubtful receivables	(65,000,000)	(65,000,000)	(50,000,000)
	22,554,315	45,346,787	136,691,972
Total	452,470,572	475,263,044	566,608,229
4 Cash and cash equivalents:			
i) Balances with banks			
- in other accounts	934,864	940,975	991,315
Total	934,864	940,975	991,315
5 Other Current Asset			
Prepaid Expenses	-	3,962,233	7,865,513
	-	3,962,233	7,865,513

6 Share capital:

Particulars	As at March 31, 2018		As at March 31, 2017		As at April 01, 2016	
	Number	₹	Number	₹	Number	₹
Authorized:						
Preference shares of Rs.10/- each	10,000	100,000	10,000	100,000	10,000	100,000
Equity shares of Rs.10/- each	90,000	900,000	90,000	900,000	90,000	900,000
		1,000,000		1,000,000		1,000,000
Issued, subscribed but not fully paid up:						
Preference shares of Rs.10 /- each						
At the beginning of the reporting period	10,000	100,000	10,000	100,000	10,000	100,000
Issued during the reporting period	-	-	-	-	-	-
Redeemed during the reporting period	-	-	-	-	-	-
At the close of the reporting period	10,000	100,000	10,000	100,000	10,000	100,000
Equity shares of Rs. 10/- each						
At the beginning of the reporting period	90,000	900,000	90,000	900,000	90,000	900,000
Issued during the reporting period	-	-	-	-	-	-
Bought back during the reporting period	-	-	-	-	-	-
At the close of the reporting period	90,000	900,000	90,000	900,000	90,000	900,000
		1,000,000		1,000,000		1,000,000

SLPKG ESTATE HOLDINGS PRIVATE LIMITED

NOTES TO FINANCIAL STATEMENTS

Other Information:

1 Preference Shares:

- a. The Company has issued non cumulative preference shares of ₹ 10/- each. The preference shareholders do not have voting rights.
- b. Preference shares carry a dividend of 0.1%.
- c. Preference shares shall be redeemed after 10 years from the date of allotment.

d. Particulars of preference share holders holding more than 5% of the total number of preference share capital:	As at March 31, 2018		As at March 31, 2017		As at April 01, 2016	
	Number	Percentage	Number	Percentage	Number	Percentage
(i) Best Trading Private Limited	10,000	100%	10,000	100%	10,000	100%

2 Equity shares:

- a. The Company has only one class of equity shares having a par value of ₹ 10/- each. Each holder of equity shares is entitled to one vote per share. In the event of liquidation of the Company, the holders of the equity shares will be entitled to receive the remaining assets of the Company, after distribution of all preferential amounts. The distribution will be in proportion to the equity shares held by the shareholder.

b. Particulars of equity share holders holding more than 5% of the total number of equity share capital:	As at March 31, 2018		As at March 31, 2017		As at April 01, 2016	
	Number	Percentage	Number	Percentage	Number	Percentage
Kirloskar Electric Company Limited (holding Company)	89,999	100%	89,999	100%	89,999	100%

7 Other Equity

(Amount in ₹)

Particulars	Retained earnings	Total Other equity
As at April 01, 2016	(28,150,467)	(28,150,467)
Add: Ind AS adjustments	(80,127,639)	(80,127,639)
As at April 01, 2016	(108,278,106)	(108,278,106)
Add: Loss for the year	(28,965,741)	(28,965,741)
Add: Ind AS adjustments	(75,326,082)	(75,326,082)
Total comprehensive income as at March 31, 2017	(212,569,929)	(212,569,929)
Add: Loss for the year	(96,095,629)	(96,095,629)
Total comprehensive income as at March 31, 2018	(308,665,558)	(308,665,558)

NOTES TO FINANCIAL STATEMENTS

(Amount in ₹)

Particulars	As at March 31, 2018	As at March 31, 2017	As at April 01, 2016
8 Borrowings:			
Secured loans:			
Term loan from Bank	-	255,658,031	256,297,822
Less: Interest accrued and due on borrowings	-	1,391,927	2,031,718
Less: Current Maturities	-	254,266,104	-
		255,658,031	2,031,718
	-	-	254,266,104

Additional Information:

1) Lenders:

Consortium lending by Bank of India, State Bank of India (formerly State Bank of Mysore, State Bank of Travancore, State Bank of Hyderabad). Bank of India being the leader of Consortium.

2) Details of security for secured loans:

- First charge on the entire current assets present and future including stocks, receivables etc.
- Collateral security by first paripassu charge by way of Equitable Mortgage of property at Belavadi Industrial Area, Mysore; property at Worli Mumbai; property at Nehru Place, New Delhi.

3) Terms of repayment of term loans and others:

Loan is repayable within a period of 36 months. Interest repayable as and when applied. The loan is repayable by March 31,2018 hence considered as current maturity.

4) Rate of Interest:

Loan carry an interest rate of BOI Base Rate + 0.80% (Currently 11.00%) payable as and when charged by the bank.

5) Loans guaranteed by directors or others:

Loan is guaranteed by the Holding Company and Mr. Vijay R Kirloskar.

Particulars	As at March 31, 2018	As at March 31, 2017	As at April 01, 2016
9 Other Non current liabilities			
i) Amount due to holding company	505,280,715	436,060,900	423,866,912
	505,280,715	436,060,900	423,866,912
10 Borrowings:			
i) Short term advance from bank	-	-	2,533,089
	-	-	2,533,089
11 Other current liabilities:			
a) Interest accrued and due on borrowings	-	1,391,927	2,031,718
b) Current maturities of long term debt	255,738,080	254,266,104	-
c) Other liabilities	52,200	17,250	45,340
	255,790,280	255,675,281	2,077,058

SLPKG ESTATE HOLDINGS PRIVATE LIMITED

NOTES TO FINANCIAL STATEMENTS

(Amount in ₹)

Particulars	As at March 31, 2018	As at March 31, 2017
12 Finance costs:		
Interest expenses	63,799,297	56,422,802
Interest and guarantee commission expense on financial liabilities	31,931,539	31,665,963
	95,730,836	88,088,765
13 Other expenses:		
i) Rates and taxes	9,200	44,500
ii) Payment to auditors - as auditor	17,700	17,250
iii) Professional charges	65,557	-
iv) Provision for receivables	-	15,000,000
v) Insurance	35,181	32,545
vi) Advertisement	26,381	54,371
vii) Bank charges	210,774	1,054,392
	364,793	16,203,058
14 Earnings per share:		
(Basic and diluted)		
Loss for the year after tax expense	96,095,629	104,291,823
Weighted average number of equity shares	90,000	90,000
Loss per share	1,067.73	1,158.80

15 SEGMENT REPORTING:

The Company is a SPV engaged in the realisation of fixed and current assets transferred from its holding company. Since the Company's business activity primarily falls within single business segment, no further disclosures required other than those given in the financial statements.

16 RELATED PARTY TRANSACTIONS:**(a) List of related parties:**

Sl. No.	Name of the Related Party	Relationship
1	Kirloskar Electric Company Limited	Holding Company
2	Pralhad P Katti*	Key Management Personnel and their relatives ("KMP")
3	Prakash Purushotham	
4	Vikas Kumar Gandhi	
5	Anil Kumar Bhandari**	

*upto 12-02-2018

**from 28-03-2017

(b) Transactions with related parties:

(Amount in ₹)

Particulars	Relationship	Current Year	Previous Year
Reimbursement of expenses:			
Kirloskar Electric Company Limited	Holding Company	28,218,488	32,116,371

NOTES TO FINANCIAL STATEMENTS

(c) Outstanding balances at the end of the year:

(Amount in ₹)

Particulars	Relationship	As at March 31, 2018	As at March 31, 2017
Amount due from Company:			
Kirloskar Electric Company Limited	Holding Company	505,280,715	499,860,197

- a. The Company is taking active steps to dispose off the immoveable properties and current assets so taken over and pay the unpaid consideration to its holding company and repay the borrowings from bank.
- b. In respect of aggregate trade receivables transferred from the holding company and outstanding as at 31-03-2018 for more than 2 years amounting to ₹ 8,81,23,804 (Previous year ₹ 11,03,46,787) The company has made an independent assessment of these debts and considered as good of recovery. Consequently, no provision is required at this stage.

17 Transition to Ind AS:

These are the Company's first financial statements prepared in accordance with Ind AS notified under the Companies (Indian Accounting Standards) Rules, 2015. The adoption of Ind AS was carried out in accordance with Ind AS 101 - 'First-time Adoption of Indian Accounting Standards' using transition date as April 01, 2016.

Ind AS 101 requires that all Ind AS be consistently and retrospectively applied for fiscal years presented. The Company has prepared Opening Balance Sheet on the transition date and subsequent financials based on the accounting policies set out in Note-1.

In preparing these financials, the Company has availed following exemptions in the transition from previous GAAP to Ind AS in accordance with Ind AS 101.

Optional Exemptions:

a) Business Combinations:

The Company has elected not to apply Ind AS 103- Business Combinations retrospectively for the past business combinations that occurred before the transition date. Thus business combinations that have occurred prior to transition date have not been restated.

b) Deemed Cost:

Property, plant and equipment and intangible assets were carried in the balance sheet prepared under previous GAAP as at March 31, 2016. The Company has elected to regard such carrying amount as deemed cost at the date of transition i.e. April 01, 2016.

Previous GAAP figures have been reclassified/regrouped to conform to the presentation requirements under Ind AS and the requirements laid down in Division-II to the Schedule-III of the Companies Act 2013

The following statement provides first-time Ind AS adoption reconciliation that quantifies the significant differences arising on account of transition from previous GAAP to Ind AS

SLPKG ESTATE HOLDINGS PRIVATE LIMITED

NOTES TO FINANCIAL STATEMENTS

a) Effect of Ind AS adoption on the balance sheet as at March 31, 2017 and April 1, 2016 (transition date):

(Amount in ₹)

Particulars	Note No.	As at March 31,2017			As at April 01,2016		
		Amount as per previous GAAP	Effect of transition to Ind AS	Amount as per Ind AS	Amount as per previous GAAP	Effect of transition to Ind AS	Amount as per Ind AS
I. ASSETS							
Non-current assets							
(a) Other non-current assets							
(i) Assets held for sale	#	588,131,508	(158,215,251)	429,916,257	588,131,508	(158,215,251)	429,916,257
(ii) Other receivables	\$	110,346,787	(65,000,000)	45,346,787	186,691,972	(50,000,000)	136,691,972
Total Non-current assets		698,478,295	(223,215,251)	475,263,044	774,823,480	(208,215,251)	566,608,229
Current assets							
(a) Financial assets							
(ii) Cash and cash equivalents		940,975	-	940,975	991,315	-	991,315
(b) Other current assets		-	3,962,233	3,962,233	-	7,865,513	7,865,513
Total Current assets		940,975	3,962,233	4,903,208	991,315	7,865,513	8,856,828
TOTAL ASSETS		699,419,270	(219,253,018)	480,166,252	775,814,795	(200,349,738)	575,465,057
I. EQUITY AND LIABILITIES							
Shareholders' funds							
(a) Share capital		1,000,000	-	1,000,000	1,000,000	-	1,000,000
(b) Other equity		(57,116,208)	(155,453,721)	(212,569,929)	(28,150,467)	(80,127,639)	(108,278,106)
TOTAL EQUITY		(56,116,208)	(155,453,721)	(211,569,929)	(27,150,467)	(80,127,639)	(107,278,106)
II. LIABILITIES							
Non-current liabilities							
(a) Financial liabilities							
(i) Borrowings		-	-	-	254,266,104	-	254,266,104
(ii) Other financial liabilities	#	499,860,197	(63,799,297)	436,060,900	544,089,011	(120,222,099)	423,866,912
Total Non current liabilities		499,860,197	(63,799,297)	436,060,900	798,355,115	(120,222,099)	678,133,016
Current liabilities							
(a) Financial liabilities							
(i) Borrowings					2,533,089		2,533,089
(b) Other current liabilities		255,675,281	-	255,675,281	2,077,058	-	2,077,058
Total Current liabilities		255,675,281	-	255,675,281	4,610,147	-	4,610,147
TOTAL EQUITY AND LIABILITIES		699,419,270	(219,253,018)	480,166,252	775,814,795	(200,349,738)	575,465,057

b) Reconciliation of loss between Ind AS and previous GAAP

Nature of adjustments	Notes	Net Loss
Net Loss after tax as reported under Previous GAAP		(28,965,742)
Ind AS: Adjustments increase/(decrease)		
Fair Value adjustment of long term payable to Holding company	#	103,088,765
Total Ind AS adjustments affecting loss as per statement of profit and loss		103,088,765
Loss under Ind AS (after tax)		(132,054,507)
Total comprehensive income reported under Ind AS		(132,054,507)

NOTES TO FINANCIAL STATEMENTS

c) Reconciliation of Other equity between Ind AS and previous GAAP

Nature of adjustments	Notes	As at March 31,2017	As at April 1,2016
Other Equity as reported under Previous GAAP		(57,116,208)	(28,150,467)
Effect of Transition to Ind AS:			
Fair Value adjustment of long term payable to holding	#	(155,453,721)	(80,127,639)
Total Ind AS Adjustments		(155,453,721)	(80,127,639)
Other equity under Ind AS		(212,569,929)	(108,278,106)

Under previous GAAP, long term Payable and retention money were recorded at transaction price. Under Ind AS, they are discounted to its present value where the effect of time value of money is material. The imputed interest is recognised in statement of profit and loss on a time proportionate basis.

\$ Under previous GAAP, allowance for trade receivables were recognized based on the incurred loss method. Under Ind AS, loss allowance are based on probable loss assessment as estimated by the management.

18 Previous years figures have been regrouped wherever required in conformity with current year presentation.

In Accordance with our report attached

For and on behalf of the Board of Directors of SLPKG Estate Holdings Private Limited

For K R Kamath & Co
Chartered Accountants

CA. Rohith Kamath
Proprietor
M No. 221737 / FRN 012708S

Vikas Kumar Gandhi
Director
DIN:07104367

Prakash Purushotham
Director
DIN:07199035

Place: Bangalore
Date: May 28, 2018

INDEPENDENT AUDITORS' REPORT

TO THE MEMBERS OF M/s. SKG Terra Promenade Private Limited

Report on the Financial Statements:

We have audited the accompanying standalone financial statements of M/s. SKG Terra Promenade Private Limited ("the Company"), which comprise the Balance Sheet as at 31 March, 2018 and the Statement of Profit and loss, the Cash Flow Statement, the statement for Changes in Equity for the year then ended, and a summary of significant accounting policies and other explanatory information annexed thereto.

Management's Responsibility for the Financial Statements:

The Company's Board of Directors is responsible for the matters stated in Section 134(5) of the Companies Act, 2013 (the Act) with respect to the preparation of these stand alone financial statements that give a true and fair view of the financial position, financial performance and cash flows of the Company in accordance with the accounting principles generally accepted in India, including the Accounting Standards specified under section 133 of the Act, read with Rule 7 of the Companies (Accounts) Rules, 2014. This responsibility also includes maintenance of adequate accounting records in accordance with the provisions of the Act for safeguarding the assets of the company and for preventing and detecting frauds and other irregularities; selection and application of appropriate accounting policies, making judgements, and maintenance of adequate internal financial controls, that were operating effectively for ensuring the accuracy and completeness of the accounting records, relevant to the preparation and presentation of the financial statements that give a true and fair view and are free from material mis-statement, whether due to fraud or error.

Auditor's Responsibility:

Our responsibility is to express an opinion on these stand alone financial statements based on our audit.

We have taken into account the provisions of the Act, the accounting and auditing standards and matters which are required to be included in the audit report under the provisions of the act and rules made there under:

We conducted our audit in accordance with the standards on auditing specified under Section 143 (10) of the Act. Those standards require that we comply with the ethical requirements and plan and perform the audit to obtain reasonable assurance whether the financial statements are free from material mis-statements.

An audit involves performing procedures to obtain audit evidence about the amount and the disclosures in the financial statements. The procedures selected, depends upon the auditor's judgement, including the assessment of the risks of material misstatement of the financial statements, whether due to fraud or error. In making those risk assessments, the auditor considers internal control relevant to the Company's preparation and presentation of financial statements that give a true and fair view in order to design audit procedures that are appropriate in the circumstances, but not for the purposes of expressing an opinion on whether the company has in place an adequate internal financial controls system over financial reporting and the operating effectiveness of such controls. An audit also includes evaluating the appropriateness of accounting policies used and the reasonableness of the accounting estimates made by the Companies Directors, as well as evaluating the overall presentation of the financial statements.

We believe that the audit evidence we have obtained is sufficient and appropriate to provide a basis for our audit opinion on the standalone financial statements.

Opinion:

In our opinion and to the best of our information and according to the explanations given to us, the aforesaid standalone financial statements give the information required by the Act, in the manner so required and give a true and fair view in conformity with the accounting principles generally accepted in India, of the state of affairs of the company as at 31st March 2018, and its profit and its cash flows for the year ended on that date.

Report on other legal and regulatory requirements:

1. As required by the Companies (Auditor's Report) Order, 2016, ("The Order") issued by the Government of India, in terms of sub section (11) of section 143 of the Act. And on the basis of such checks of the books and records of the company as we considered appropriate and according to the information and explanations given to us, we give in the Annexure 1, a statement on the matters specified in the paragraphs 3 & 4 of the said order
2. As required under Section 143(3) of the Act, we report that:
 - a) we have sought and obtained all the information and explanations, which to the best of our knowledge and belief were necessary for the purpose of our audit;
 - b) in our opinion, proper books of account as required by law have been kept by the Company so far as appears from our examination of those books ;
 - c) The Balance Sheet, the Statement of Profit and Loss, the Cash Flow Statement and the statement for Changes in Equity dealt with by this report are in agreement with the books of accounts.

- d) in our opinion, the aforesaid standalone financial statements comply with the accounting standards specified under section 133 of the Act, read with Rule 7 of the Companies (Accounts) Rules, 2014;
- e) on the basis of written representations received from the directors, taken on record by the Board of Directors, none of the directors is disqualified from being appointed as a Director in terms of Section 164(2) of the Act as on 31st March 2018; and
- f) with respect to the adequacy of the internal financial controls over financial reporting of the Company and the operating effectiveness of such controls, refer to our separate report in "Annexure 2"; and
- g) with respect to the other matters to be included in the auditor's report in accordance with the Rule 11 of the Companies (Audit and Auditors) Rules, 2014 in our opinion and to the best of our information and according to the explanation given to us:
 - i. The Company does not have pending litigations, which would impact its financial statements
 - ii. The company did not have any long term contracts and has not entered into any derivative contracts. Accordingly no provision is required to be recognized in the respect of material foreseeable losses under applicable laws or accounting standards.
 - iii. There were no amounts which were required to be transferred to the Investor Education and Protection Fund by the Company.

Date: May 28, 2018
Place: Bangalore

For K R Kamath & Co.
Chartered Accountants
(CA Rohith Kamath)
Proprietor
M. No: 221737
Firm Reg No: 012708S

Annexure -1 to the Auditors' Report

Annexure referred to in paragraph 1 under the heading "Report on other legal and regulatory requirements" of our Report to the members of SKG Terra Promenade Private Limited, Bangalore

- 1) The company does not have any fixed assets during the period covered under audit, hence the clause 3(i) of the Order is not applicable
- 2) The company does not have any inventories during the period covered under audit, hence the clause 3(ii) of the Order is not applicable
- 3) The company has not granted any loans during the year to the Companies, firms or other parties listed in the registered maintained under section 189 of the Act, the clause 3(iii) of the Order is not applicable
- 4) In accordance to the information provided and explanations given to us, the company has generally complied with provisions of section 185 and 186 of the Act in respect of guarantees extended by it.
- 5) The company has not accepted any deposits as applicable under the directives issued by the Reserve Bank of India and the provisions of sections 73 to 76 or any other provisions of the Act, and the rules framed thereunder. Accordingly, the provisions of Clause 3(v) of the said order are not applicable.
- 6) To the best of our knowledge and explanations given to us, the Central Government has not prescribed the maintenance of cost records under clause (d) of sub section (1) of section 148 of the Act for the products of the company. Accordingly, provisions of clause 3(vi) of the said order are not applicable.
- 7)
 - a) According to the records of the Company, the Company is generally regular in depositing the undisputed statutory dues payable to it to with the appropriate authorities. In terms of its books of accounts, no undisputed statutory dues payable in respect of provident fund, employees state insurance, income tax, wealth tax, service tax, customs duty, excise duty, value added tax, GST, cess, and any other undisputed statutory dues were outstanding, as at March 31, 2018 for a period of more than six months from the date they became payable.
 - b) According to the records of the company and according to the information and explanations given to us, there were no dues outstanding on account of income tax, wealth tax, service tax, sales tax, customs duty, excise duty. GST and cess on account of dispute.
- 8) In our opinion and according to the information and explanations given to us, the company has not taken any term loan, hence the clause 3(viii) of the Order is not applicable
- 9) According to the records of the company and according to the information and explanations provided to us, the company has not taken any term loan hence Clause No. 3(ix) of the said order is not applicable.
- 10) Based on the audit procedures performed for the purpose of reporting the true and fair view of the financial statements and as per the information and explanations given to us, we report that no material frauds on or by the company has been noticed or reported.
- 11) The company has not provided for or paid any managerial remuneration during the period covered under audit, hence the comments required under clause 3(xi) of the said Order are not been made here.
- 12) The company is not a Nidhi company, Accordingly, clause 3(xii) of the said order is not applicable.
- 13) According to the records of the company and according to the information and explanations provided to us, the company has disclosed in the financial statements for the year ended March 31, 2018 matters required under section 188 of the Companies Act and as required under relevant Accounting standards.
- 14) According to the records of the company and according to the information and explanations provided to us, during the period covered under audit, the company has not issued any shares or debentures hence the comments required under clause 3(xiv) of the said Order are not been made here.
- 15) According to the records of the company and according to the information and explanations provided to us, during the period covered under audit, the company has not entered into non cash transactions with Directors or persons connected with Directors.
- 16) The company is not required to be registered under section 45-IA of the RBI Act, of 1934, hence the clause 3(xvi) of the Order is not applicable.

For K R Kamath & Co.

Chartered Accountants

(CA Rohith Kamath)

Proprietor

M. No: 221737

Firm Reg No: 012708S

Date: May 28, 2018

Place: Bangalore

Annexure – 2 to the Auditors’ Report

Report on the Internal Financial Controls under Clause (i) of Sub-section 3 of Section 143 of the Companies Act, 2013 (“the Act”)

We have audited the internal financial controls over financial reporting of SKG Terra Promenade Private Limited (“the Company”) as of 31 March 2018 in conjunction with our audit of the standalone financial statements of the Company for the year ended on that date.

Management’s Responsibility for Internal Financial Controls:

The Company’s management is responsible for establishing and maintaining internal financial controls based on the internal control over financial reporting criteria established by the Company considering the essential components of internal control stated in the Guidance Note on Audit of Internal Financial Controls over Financial Reporting issued by the Institute of Chartered Accountants of India (‘ICAI’). These responsibilities include the design, implementation and maintenance of adequate internal financial controls that were operating effectively for ensuring the orderly and efficient conduct of its business, including adherence to company’s policies, the safeguarding of its assets, the prevention and detection of frauds and errors, the accuracy and completeness of the accounting records, and the timely preparation of reliable financial information, as required under the Companies Act, 2013.

Auditors’ Responsibility

Our responsibility is to express an opinion on the Company’s internal financial controls over financial reporting based on our audit. We conducted our audit in accordance with the Guidance Note on Audit of Internal Financial Controls over Financial Reporting (the “Guidance Note”) and the Standards on Auditing, issued by ICAI and deemed to be prescribed under section 143(10) of the Companies Act, 2013, to the extent applicable to an audit of internal financial controls, both applicable to an audit of Internal Financial Controls and, both issued by the Institute of Chartered Accountants of India. Those Standards and the Guidance Note require that we comply with ethical requirements and plan and perform the audit to obtain reasonable assurance about whether adequate internal financial controls over financial reporting was established and maintained and if such controls operated effectively in all material respects.

Our audit involves performing procedures to obtain audit evidence about the adequacy of the internal financial controls system over financial reporting and their operating effectiveness. Our audit of internal financial controls over financial reporting included obtaining an understanding of internal financial controls over financial reporting, assessing the risk that a material weakness exists, and testing and evaluating the design and operating effectiveness of internal control based on the assessed risk. The procedures selected depend on the auditor’s judgment, including the assessment of the risks of material misstatement of the standalone financial statements, whether due to fraud or error.

We believe that the audit evidence we have obtained is sufficient and appropriate to provide a basis for our audit opinion on the Company’s internal financial controls system over financial reporting.

Meaning of Internal Financial Controls over Financial Reporting

A company’s internal financial control over financial reporting is a process designed to provide reasonable assurance regarding the reliability of financial reporting and the preparation of financial statements for external purposes in accordance with generally accepted accounting principles. A company’s internal financial control over financial reporting includes those policies and procedures that (1) pertain to the maintenance of records that, in reasonable detail, accurately and fairly reflect the transactions and dispositions of the assets of the company; (2) provide reasonable assurance that transactions are recorded as necessary to permit preparation of financial statements in accordance with generally accepted accounting principles, and that receipts and expenditures of the company are being made only in accordance with authorisations of management and directors of the company; and (3) provide reasonable assurance regarding prevention or timely detection of unauthorised acquisition, use, or disposition of the company’s assets that could have a material effect on the financial statements.

Inherent Limitations of Internal Financial Controls Over Financial Reporting

Because of the inherent limitations of internal financial controls over financial reporting, including the possibility of collusion or improper management override of controls, material misstatements due to error or fraud may occur and not be detected. Also, projections of any evaluation of the internal financial controls over financial reporting to future periods are subject to the risk that the internal financial control over financial reporting may become inadequate because of changes in conditions, or that the degree of compliance with the policies or procedures may deteriorate.

Opinion

In our opinion, the Company has, in all material respects, an adequate internal financial controls system over financial reporting and such internal financial controls over financial reporting were operating effectively as at 31 March 2018, based on the internal control over financial reporting criteria established by the Company considering the essential components of internal control stated in the Guidance Note on Audit of Internal Financial Controls Over Financial Reporting issued by the Institute of Chartered Accountants of India.

For K R Kamath & Co.

Chartered Accountants

(CA Rohith Kamath)

Proprietor

M. No: 221737

Firm Reg No: 012708S

Date: May 28, 2018

Place: Bangalore

SKG TERRA PROMENADE PRIVATE LIMITED

BALANCE SHEET AS AT MARCH 31, 2018

(Amount in ₹)

Particulars	Note No.	As at March 31, 2018	As at March 31, 2017	As at April 01, 2016
I ASSETS				
Non - current assets				
(a) Other non current assets	3	208,664,843	262,122,025	260,856,427
Total non current assets		208,664,843	262,122,025	260,856,427
Current assets				
(a) Financial Assets				
(i) Cash and cash equivalents	4	1,267,590	257,175	199,815
(b) Other Current Assets	5	636,345	338,344	-
Total current assets		1,903,935	595,519	199,815
TOTAL ASSETS		210,568,778	262,717,544	261,056,242
I EQUITY AND LIABILITIES				
Equity				
(a) Share capital	6	200,000	200,000	200,000
(b) Other equity	7	(145,393,445)	(66,806,129)	(32,382,572)
Total Equity		(145,193,445)	(66,606,129)	(32,182,572)
II LIABILITIES				
Non - current liabilities				
(a) Financial Liabilities	8	232,720,000	233,830,987	269,833,954
Total non current liabilities		232,720,000	233,830,987	269,833,954
Current liabilities				
(a) Other Current liabilities	9	123,042,223	95,492,686	23,404,860
Total current liabilities		123,042,223	95,492,686	23,404,860
TOTAL EQUITY AND LIABILITIES		210,568,778	262,717,544	261,056,242
Significant accounting policies and notes attached form an integral part of the financial statements	1, 2, 12 to 18			

In Accordance with our report attached

For and on behalf of the Board of Directors of SKG Terra Promenade Private Limited

For K R Kamath & Co
Chartered AccountantsCA. Rohith Kamath
Proprietor
M No. 221737 / FRN 012708SVikas Kumar Gandhi
Director
DIN:07104367Prakash Purushotham
Director
DIN:07199035Place: Bangalore
Date: May 28, 2018

SKG TERRA PROMENADE PRIVATE LIMITED

STATEMENT OF PROFIT AND LOSS FOR THE YEAR ENDED MARCH 31, 2018

(Amount in ₹)

	Particulars	Note No.	Current Year	Previous Year
I	Profit/(loss) from Sale of assets held for sale (net of commission)		(35,916,248)	1,671,202
II	Total revenue		(35,916,248)	1,671,202
III	Expenses			
	Finance costs	10	41,417,448	35,277,033
	Other expenses	11	1,253,620	436,070
	Total expenses		42,671,068	35,713,103
IV	Profit for the period		(78,587,316)	(34,041,901)
V	Tax expense:			
	Current tax		-	381,656
VI	Profit / (loss) for the period (V + VI)		(78,587,316)	(34,423,557)
VII	Earning per equity share:	12		
	Basic & diluted		(7,858.73)	(3,442.36)
	Significant accounting policies and notes attached form an integral part of the financial statements	1, 2, 12 to 18		

In Accordance with our report attached

For and on behalf of the Board of Directors of SKG Terra
Promenade Private Limited

For K R Kamath & Co
Chartered Accountants

CA. Rohith Kamath
Proprietor
M No. 221737 / FRN 012708S

Vikas Kumar Gandhi
Director
DIN:07104367

Prakash Purushotham
Director
DIN:07199035

Place: Bangalore
Date: May 28, 2018

SKG TERRA PROMENADE PRIVATE LIMITED
CASH FLOW STATEMENT FOR THE YEAR ENDED MARCH 31, 2018

(Amount in ₹)

Particulars	March 31, 2018	March 31, 2017
Cash flows from operating activities		
Profit / (loss) before taxation	(78,587,316)	(34,423,557)
Adjustments for:		
Provision for diminution in value of the assets	-	-
	<u>(78,587,316)</u>	<u>(34,423,557)</u>
Increase)/ (decrease) in non current liabilities	(1,110,987)	(36,002,967)
(Increase)/ decrease in assets held for sale	53,457,182	(1,265,598)
Increase/ (decrease) in other current liabilities	27,549,537	72,087,826
Increase/ (decrease) in other current assets	<u>(298,000)</u>	<u>(338,344)</u>
	79,597,732	34,480,917
Net cash from operating activities	<u>1,010,415</u>	<u>57,360</u>
Cash and cash equivalents at beginning of the period	<u>257,175</u>	<u>199,815</u>
Cash and cash equivalents at end of the period	<u><u>1,267,590</u></u>	<u><u>257,175</u></u>

In Accordance with our report attached

For and on behalf of the Board of Directors of SKG Terra Promenade Private Limited

For K R Kamath & Co
Chartered Accountants

CA. Rohith Kamath
Proprietor
M No. 221737 / FRN 012708S

Vikas Kumar Gandhi
Director
DIN:07104367

Prakash Purushotham
Director
DIN:07199035

Place: Bangalore
Date: May 28, 2018

SKG TERRA PROMENADE PRIVATE LIMITED

CHANGES IN EQUITY AS AT MARCH 31, 2018

(a) Equity Share Capital

(Amount in ₹)

Particulars	As at March 31, 2018	As at March 31, 2017	As at April 01, 2016
Balance at the Beginning of the year	100,000	100,000	100,000
Changes in equity share capital during the year	-	-	-
Balance at the end of the year	100,000	100,000	100,000

(b) Other Equity

(Amount in ₹)

Particulars	Retained earnings	Total Other equity
As at April 01, 2016	(8,628,245)	(8,628,245)
Add: Ind AS adjustments	(23,754,327)	(23,754,327)
As at April 01, 2016	(32,382,572)	(32,382,572)
Less: Profit for the year	853,476	853,476
Add: Ind AS adjustments	(35,277,033)	(35,277,033)
Total comprehensive income as at March 31, 2017	(66,806,129)	(66,806,129)
Add: Loss for the year	(78,587,316)	(78,587,316)
Total comprehensive income as at March 31, 2018	(145,393,445)	(145,393,445)

In Accordance with our report attached

For and on behalf of the Board of Directors of SKG Terra Promenade Private Limited

For K R Kamath & Co
Chartered Accountants

CA. Rohith Kamath
Proprietor
M No. 221737 / FRN 012708S

Vikas Kumar Gandhi
Director
DIN:07104367

Prakash Purushotham
Director
DIN:07199035

Place: Bangalore
Date: May 28, 2018

SKG TERRA PROMENADE PRIVATE LIMITED

NOTES TO FINANCIAL STATEMENTS

1 BACKGROUND:

SKG Terra Promenade Private Limited (“the Company”) was incorporated on December 3, 2014 and is a subsidiary of Kirloskar Electric Company Limited. The Company has been formed as Special Purpose Vehicle (“SPV”) as per the restructuring terms.

2 SIGNIFICANT ACCOUNTING POLICIES:

2.1 BASIS OF PREPARATION OF FINANCIAL STATEMENTS:

The financial accounts are prepared under the historical cost convention in accordance with the Generally Accepted Accounting Principles in India, including the Accounting Standards notified under the relevant provisions of the Companies Act, 2013. All income and expenditure, having a material bearing on financial statements, are recognized on accrual basis.

2.2 USE OF ESTIMATES:

The preparation of financial statements in conformity with generally accepted accounting principles requires management to make estimates and assumptions that affect certain reported amounts and disclosures. Accordingly, actual results could differ from those estimates.

2.3 ASSETS HELD FOR SALE:

Assets held for sale are stated at the cost or estimated net realizable value whichever is lower.

2.4 TAXES ON INCOME:

Provision for current tax for the year is after taking cognizance of excess / short provision in prior years. Deferred tax assets/liability is recognized, subject to consideration of prudence, on timing differences.

2.5 IMPAIRMENT OF ASSETS:

An asset is treated as impaired when the carrying cost of asset exceeds its recoverable value. An impairment loss, if any, is charged to profit and loss account, in the year in which an asset is identified as impaired.

2.6 PROVISIONS AND CONTINGENT LIABILITIES:

A provision is recognized when the Company has a present obligation as a result of past event and it is probable that outflow of resources will be required to settle the obligation, in respect of which reliable estimate can be made. Provisions (excluding retirement benefits) are not discounted to its present value and are determined based on best estimate required to settle the obligation at the balance sheet date. These are reviewed at each balance sheet date and adjusted to reflect the current best estimates.

Financial effect of contingent liabilities is disclosed based on information available upto the date on which financial statements are approved. However, where a reasonable estimate of financial effect cannot be made, suitable disclosures are made with regard to this fact and the existence and nature of the contingent liability.

SKG TERRA PROMENADE PRIVATE LIMITED

NOTES TO FINANCIAL STATEMENTS

(Amount in ₹)

Particulars	As at March 31, 2018	As at March 31, 2017	As at April 01, 2016
3 Other non current assets			
Assets held for Sale	208,664,843	262,122,025	260,856,427
Total	208,664,843	262,122,025	260,856,427
4 Cash and cash equivalents:			
Balances with banks			
- in other accounts	1,267,590	257,175	199,815
Total	1,267,590	257,175	199,815
5 Other Current Assets			
Advance Tax	636,345	338,344	-
Total	636,345	338,344	-

6 Share capital:

Particulars	As at March 31, 2018		As at March 31, 2017		As at April 01, 2016	
	Number	₹	Number	₹	Number	₹
Authorized:						
Preference shares of ₹10/- each	10,000	100,000	10,000	100,000	10,000	100,000
Equity shares of ₹ 10/- each	90,000	900,000	90,000	900,000	90,000	900,000
	1,000,000		1,000,000		1,000,000	
Issued, subscribed and fully paid up:						
Preference shares of ₹10 /- each						
At the beginning of the reporting period	10,000	100,000	10,000	100,000	10,000	100,000
Issued during the reporting period	-	-	-	-	-	-
Redeemed during the reporting period	-	-	-	-	-	-
At the close of the reporting period	10,000	100,000	10,000	100,000	10,000	100,000
Equity shares of ₹ 10/- each						
At the beginning of the reporting period	10,000	100,000	10,000	100,000	10,000	100,000
Issued during the reporting period	-	-	-	-	-	-
Bought back during the reporting period	-	-	-	-	-	-
At the close of the reporting period	10,000	100,000	10,000	100,000	10,000	100,000

SKG TERRA PROMENADE PRIVATE LIMITED

NOTES TO FINANCIAL STATEMENTS

Other Information:

1 Preference Shares:

- a. The Company has issued non cumulative preference shares of ₹ 10/- each. The preference shareholders do not have voting rights.
- b. Preference shares carry a dividend of 0.1%.
- c. Preference shares shall be redeemed after 10 years from the date of allotment.

d. Particulars of preference share holders holding more than 5% of the total number of preference share capital:	As at March 31, 2018		As at March 31, 2017		As at April 01, 2016	
	Number	Percentage	Number	Percentage	Number	Percentage
(i) Best Trading Private Limited	10,000	100%	10,000	100%	10,000	100%

2 Equity shares:

- a. The Company has only one class of equity shares having a par value of ₹ 10/- each. Each holder of equity shares is entitled to one vote per share. In the event of liquidation of the Company, the holders of the equity shares will be entitled to receive the remaining assets of the Company, after distribution of all preferential amounts. The distribution will be in proportion to the equity shares held by the shareholder.

b. Particulars of equity share holders holding more than 5% of the total number of equity share capital:	As at March 31, 2018		As at March 31, 2017		As at April 01, 2016	
	Number	Percentage	Number	Percentage	Number	Percentage
Kirloskar Electric Company Limited (holding Company)	9,999	100%	9,999	100%	9,999	100%

7 Other Equity

(Amount in ₹)

Particulars	Retained earnings	Total Other equity
As at April 01, 2016	(8,628,245)	(8,628,245)
Add: Ind AS adjustments	(23,754,327)	(23,754,327)
As at April 01, 2016	(32,382,572)	(32,382,572)
Add: Profit for the year	853,476	853,476
Add: Ind AS adjustments	(35,277,033)	(35,277,033)
Total comprehensive income as at March 31, 2017	(66,806,129)	(66,806,129)
Add: Loss for the year	(78,587,316)	(78,587,316)
Total comprehensive income as at March 31, 2018	(145,393,445)	(145,393,445)

SKG TERRA PROMENADE PRIVATE LIMITED

NOTES TO FINANCIAL STATEMENTS

(Amount in ₹)

Particulars	As at March 31, 2018	As at March 31, 2017	As at April 01, 2016
8 Financial Liability			
i) Amount due to holding company	232,720,000	233,830,987	269,833,954
	232,720,000	233,830,987	269,833,954
9 Other current liabilities			
a) Amount due to holding company	122,990,023	95,475,436	23,359,520
b) Other liabilities	52,200	17,250	45,340
	123,042,223	95,492,686	23,404,860

Particulars	Current Year	Previous year
10 Finance costs		
i) Interest expense on financial liabilities	39,889,014	35,277,033
ii) Interest expense	1,528,434	-
	41,417,448	35,277,033
11 Other expenses:		
i) Rates and taxes	108,241	320,304
ii) Payment to auditors - as auditor	17,700	17,250
iii) Advertisement Expenses	35,410	89,954
iv) Insurance charges	6,644	6,147
v) Professional fees	33,556	-
vi) Bank charges	1,052,069	2,415
	1,253,620	436,070
12 Contingent liabilities and commitments:		
(to the extent not provided for)		
Contingent liabilities:		
The Company has given Corporate Guarantee to the Corporation Bank on behalf of the Kirloskar Electric Company Limited for working capital mortgage loan taken by them.	225,955,086	273,509,879
13 Earnings per share:		
(Basic and diluted)		
Profit / (loss) for the year after tax expense	(78,587,316)	(34,423,557)
Weighted average number of equity shares	10,000	10,000
Profit / (loss) per share	(7,859)	(3,442)

SKG TERRA PROMENADE PRIVATE LIMITED

NOTES TO FINANCIAL STATEMENTS

14 SEGMENT REPORTING:

The Company is a SPV engaged in the realisation of fixed and current assets transferred from its holding company. Since the Company's business activity primarily falls within single business segment, no further disclosures required other than those given in the financial statements.

15 RELATED PARTY TRANSACTIONS:**(a) List of related parties:**

Sl. No.	Name of the Related Party	Relationship
1	Kirloskar Electric Company Limited	Holding Company
2	Pralhad P Katti*	Key Management Personnel and their relatives ("KMP")
3	Prakash Purushotham	
4	Vikas Kumar Gandhi	
5	Ashok Misra**	

*upto 12-02-2018

**from 28-03-2017

(b) Transactions with related parties:

(Amount in ₹)

Particulars	Relationship	Current Year	Previous Year
Reimbursement of expenses:			
Kirloskar Electric Company Limited	Holding Company	23,832,972	76,301,600

(c) Outstanding balances at the end of the year:

(Amount in ₹)

Particulars	Relationship	As at March 31, 2018	As at March 31, 2017
Amount due from Company:			
Kirloskar Electric Company Limited	Holding Company	355,710,023	369,195,436

16 a. During the year the company had disposed off a part of the property held at Mysore.

b. The Company is taking active steps to dispose off the remaining immovable properties and current assets so taken over and pay the unpaid consideration to its holding company and repay the holding company's borrowings from bank.

17 Transition to Ind AS:

These are the Company's first financial statements prepared in accordance with Ind AS notified under the Companies (Indian Accounting Standards) Rules, 2015. The adoption of Ind AS was carried out in accordance with Ind AS 101 - 'First-time Adoption of Indian Accounting Standards' using transition date as April 1, 2016.

Ind AS 101 requires that all Ind AS be consistently and retrospectively applied for fiscal years presented. The Company has prepared Opening Balance Sheet on the transition date and subsequent financials based on the accounting policies set out in Note-1.

In preparing these financials, the Company has availed following exemptions in the transition from previous GAAP to Ind AS in accordance with Ind AS 101.

Optional Exemptions:**a) Business Combinations:**

The Company has elected not to apply Ind AS 103- Business Combinations retrospectively for the past business combinations that occurred before the transition date. Thus business combinations that have occurred prior to transition date have not been restated.

b) Deemed Cost:

Property, plant and equipment and intangible assets were carried in the balance sheet prepared under previous GAAP as at March 31, 2016. The Company has elected to regard such carrying amount as deemed cost at the date of transition i.e. April 01, 2016.

NOTES TO FINANCIAL STATEMENTS

The following statement provides first-time Ind AS adoption reconciliation that quantifies the significant differences arising on account of transition from previous GAAP to Ind AS

a) Effect of Ind AS adoption on the balance sheet as at March 31, 2017 and April 1, 2016 (transition date):

(Amount in ₹)

Particulars	Note No.	As at March 31,2017			As at April 01,2016		
		Amount as per previous GAAP	Effect of transition to Ind AS	Amount as per Ind AS	Amount as per previous GAAP	Effect of transition to Ind AS	Amount as per Ind AS
I. ASSETS							
Non-current assets							
(a) Other non-current assets	#	361,042,398	98,920,373	262,122,025	359,776,800	98,920,373	260,856,427
Total Non-current assets		361,042,398	98,920,373	262,122,025	359,776,800	98,920,373	260,856,427
Current assets							
(a) Cash and cash equivalents		257,175	-	257,175	199,815	-	199,815
(b) Other current assets		720,000	381,656	338,344		-	
Total current assets		977,175	381,656	595,519	199,815	-	199,815
TOTAL ASSETS		362,019,573	99,302,029	262,717,544	359,976,615	98,920,373	261,056,242
II. EQUITY AND LIABILITIES							
Shareholders' funds							
(a) Share capital		200,000	-	200,000	200,000	-	200,000
(b) Other equity		(7,774,769)	59,031,360	(66,806,129)	(8,628,245)	23,754,327	(32,382,572)
TOTAL EQUITY		(7,574,769)	59,031,360	(66,606,129)	(8,428,245)	23,754,327	(32,182,572)
LIABILITIES							
Non-current liabilities							
(a) Financial liabilities	#	273,720,000	39,889,013	233,830,987	345,000,000	75,166,046	269,833,954
Total Non current liabilities		273,720,000	39,889,013	233,830,987	345,000,000	75,166,046	269,833,954
Current liabilities							
(a) Other current liabilities		95,874,342	381,656	95,492,686	23,404,860	-	23,404,860
Total current liabilities		95,874,342	39,889,013	95,492,686	23,404,860	-	23,404,860
TOTAL EQUITY AND LIABILITIES		362,019,573	99,302,029	262,717,544	359,976,615	98,920,373	261,056,242

Reconciliation of loss between Ind AS and previous GAAP

Nature of adjustments	Notes	Net Loss
Net Profit after tax as reported under Previous GAAP		853,476
Ind AS: Adjustments increase/(decrease)		
Fair Value adjustment of long term payable to Holding company	#	(35,277,033)
Total Ind AS adjustments affecting profit as per statement of profit and loss		(35,277,033)
Loss under Ind AS (after tax)		(34,423,557)
Total comprehensive income reported under Ind AS		(34,423,557)

SEVENTY FIRST ANNUAL REPORT 2017-18

NOTES TO FINANCIAL STATEMENTS

Reconciliation of Other equity between Ind AS and previous GAAP

(Amount in ₹)

Nature of adjustments	Notes	As at March 31, 2017	As at April 01, 2016
Other Equity as reported under Previous GAAP		7,774,769	8,628,245
Effect of Transition to Ind AS:			
Fair Value adjustment of long term payable to holding	#	59,031,360	23,754,327
Total Ind AS Adjustments		59,031,360	32,382,572
Other equity under Ind AS		66,806,129	32,382,572

Under previous GAAP, long term Payable and retention money were recorded at transaction price. Under Ind AS, they are discounted to its present value where the effect of time value of money is material. The imputed interest is recognised in statement of profit and loss on a time proportionate basis.

18 Previous years figures have been regrouped wherever required in conformity with current year presentation.

In Accordance with our report attached

For and on behalf of the Board of Directors of SKG Terra Promenade Private Limited

For K R Kamath & Co
Chartered Accountants

CA. Rohith Kamath
Proprietor
M No. 221737 / FRN 012708S

Vikas Kumar Gandhi
Director
DIN:07104367

Prakash Purushotham
Director
DIN:07199035

Place: Bangalore
Date: May 28, 2018

**INDEPENDENT AUDITORS' REPORT
TO THE MEMBERS OF M/s. Swaki Habitat Private Limited**

Report on the Financial Statements:

We have audited the accompanying standalone financial statements of M/s. **Swaki Habitat Private Limited** ("the Company"), which comprise the Balance Sheet as at 31 March, 2018 and the Statement of Profit and loss, the Cash Flow Statement, the statement for Changes in Equity for the year then ended, and a summary of summary of significant accounting policies and other explanatory information annexed thereto.

Management's Responsibility for the Financial Statements:

The Company's Board of Directors is responsible for the matters stated in Section 134(5) of the Companies Act, 2013 (the Act) with respect to the preparation of these stand alone financial statements that give a true and fair view of the financial position, financial performance and cash flows of the Company in accordance with the accounting principles generally accepted in India, including the Accounting Standards specified under section 133 of the Act, read with Rule 7 of the Companies (Accounts) Rules, 2014. This responsibility also includes maintenance of adequate accounting records in accordance with the provisions of the Act for safeguarding the assets of the company and for preventing and detecting frauds and other irregularities; selection and application of appropriate accounting policies, making judgements, and maintenance of adequate internal financial controls, that were operating effectively for ensuring the accuracy and completeness of the accounting records, relevant to the preparation and presentation of the financial statements that give a true and fair view and are free from material mis-statement, whether due to fraud or error.

Auditor's Responsibility:

Our responsibility is to express an opinion on these stand alone financial statements based on our audit.

We have taken into account the provisions of the Act, the accounting and auditing standards and matters which are required to be included in the audit report under the provisions of the act and rules made there under:

We conducted our audit in accordance with the standards on auditing specified under Section 143 (10) of the Act. Those standards require that we comply with the ethical requirements and plan and perform the audit to obtain reasonable assurance whether the financial statements are free from material mis-statements.

An audit involves performing procedures to obtain audit evidence about the amount and the disclosures in the financial statements. The procedures selected depends upon the auditor's judgement, including the assessment of the risks of material misstatement of the financial statements, whether due to fraud or error. In making those risk assessments, the auditor considers internal control relevant to the Company's preparation and presentation of financial statements that give a true and fair view in order to design audit procedures that are appropriate in the circumstances, but not for the purposes of expressing an opinion on whether the company has in place an adequate internal financial controls system over financial reporting and the operating effectiveness of such controls. An audit also includes evaluating the appropriateness of accounting policies used and the reasonableness of the accounting estimates made by the Companies Directors, as well as evaluating the overall presentation of the financial statements.

We believe that the audit evidence we have obtained is sufficient and appropriate to provide a basis for our audit opinion on the standalone financial statements.

Opinion:

In our opinion and to the best of our information and according to the explanations given to us, the aforesaid standalone financial statements give the information required by the Act, in the manner so required and give a true and fair view in conformity with the accounting principles generally accepted in India, of the state of affairs of the company as at 31st March 2018, and its loss and its cash flows for the year ended on that date.

Report on other legal and regulatory requirements:

1. As required by the Companies (Auditor's Report) Order, 2016, ("The Order") issued by the Government of India, in terms of sub section (11) of section 143 of the Act. And on the basis of such checks of the books and records of the company as we considered appropriate and according to the information and explanations given to us, we give in the annexure 1, a statement on the matters specified in the paragraphs 3 & 4 of the said order
2. **As required under Section 143(3) of the Act, we report that:**
 - a) we have sought and obtained all the information and explanations, which to the best of our knowledge and belief were necessary for the purpose of our audit;
 - b) in our opinion, proper books of account as required by law have been kept by the Company so far as appears from our examination of those books ;
 - c) The Balance Sheet, the Statement of Profit and Loss and the Cash Flow Statement, the statement for Changes in Equity, dealt with by this report are in agreement with the books of accounts.

SEVENTY FIRST ANNUAL REPORT 2017-18

- d) in our opinion, the aforesaid standalone financial statements comply with the accounting standards specified under section 133 of the Act, read with Rule 7 of the Companies (Accounts) Rules, 2014;
- e) on the basis of written representations received from the directors, taken on record by the Board of Directors, none of the directors is disqualified from being appointed as a Director in terms of Section 164(2) of the Act as on 31st March 2018; and
- f) with respect to the adequacy of the internal financial controls over financial reporting of the Company and the operating effectiveness of such controls, refer to our separate report in "Annexure 2"; and
- g) with respect to the other matters to be included in the auditor's report in accordance with the Rule 11 of the Companies (Audit and Auditors) Rules, 2014 in our opinion and to the best of our information and according to the explanation given to us:
 - i. The Company does not have pending litigations, which would impact its financial statements
 - ii. The company did not have any long term contracts and has not entered into any derivative contracts. Accordingly no provision is required to be recognized in the respect of material foreseeable losses under applicable laws or accounting standards.
 - iii. There were no amounts which were required to be transferred to the Investor Education and Protection Fund by the Company.

Date: May 28, 2018
Place: Bangalore

For K R Kamath & Co.
Chartered Accountants
(CA Rohith Kamath)
Proprietor
M. No: 221737
Firm Reg No: 012708S

Annexure -1 to the Auditors' Report

Annexure referred to in paragraph 1 under the heading "Report on other legal and regulatory requirements" of our Report to the members of M/s. **Swaki Habitat Private Limited, Bangalore**

- 1) The company does not have any fixed assets during the period covered under audit, hence the clause 3(i) of the Order is not applicable.
- 2) The company does not have any inventories during the period covered under audit, hence the clause 3(ii) of the Order is not applicable.
- 3) The company has not granted any loans during the year to the Companies, firms or other parties listed in the registered maintained under section 189 of the Act, the clause 3(iii) of the Order is not applicable
- 4) In accordance to the information provided and explanations given to us, the company has not granted loan, made investment, provided any guarantee or security hence comments required under clause 3(iv) has not been made here.
- 5) The company has not accepted any deposits as applicable under the directives issued by the Reserve Bank of India and the provisions of sections 73 to 76 or any other provisions of the Act, and the rules framed thereunder. Accordingly, the provisions of Clause 3(v) of the said order are not applicable.
- 6) To the best of our knowledge and explanations given to us, the Central Government has not prescribed the maintenance of cost records under clause (d) of sub section (1) of section 148 of the Act for the products of the company. Accordingly, provisions of clause 3(vi) of the said order are not applicable.
- 7) a) According to the records of the Company, the Company is generally regular in depositing the undisputed statutory dues applicable to it to with the appropriate authorities. In terms of its books of accounts, no undisputed statutory dues payable in respect of provident fund, employees state insurance, income tax, wealth tax, service tax, customs duty, excise duty, value added tax, GST, cess, and any other undisputed statutory dues were outstanding, as at March 31, 2018 for a period of more than six months from the date they became payable.
b) According to the records of the company and according to the information and explanations given to us, there were no dues outstanding on account of income tax, wealth tax, service tax, sales tax, customs duty, excise duty, GST and cess on account of dispute.
- 8) In our opinion and according to the information and explanations given to us, the company has not taken any term loan, hence the clause 3(viii) of the Order is not applicable
- 9) According to the records of the company and according to the information and explanations provided to us, the company has not taken any term loan hence Clause No. 3(ix) of the said order is not applicable.
- 10) Based on the audit procedures performed for the purpose of reporting the true and fair view of the financial statements and as per the information and explanations given to us, we report that no material frauds on or by the company has been noticed or reported.
- 11) The company has provided for or paid any managerial remuneration during the period covered under audit, hence the comments required under clause 3(xi) of the said Order are not been made here.
- 12) The company is not a Nidhi company, Accordingly, clause 3(xii) of the said order is not applicable.
- 13) According to the records of the company and according to the information and explanations provided to us, the company has disclosed in the financial statements for the year ended March 31, 2018 matters required under section 188 of the Companies Act and as required under relevant Accounting standards.
- 14) According to the records of the company and according to the information and explanations provided to us, during the period covered under audit, the company has not made any preference allotment or issued any shares or debentures under private placement hence the comments required under clause 3(xiv) of the said Order are not been made here.
- 15) According to the records of the company and according to the information and explanations provided to us, during the period covered under audit, the company has not entered into non cash transactions with Directors or persons connected with Directors.
- 16) The company is not required to be registered under section 45-IA of the RBI Act, of 1934, hence the clause 3(xvi) of the Order is not applicable.

For K R Kamath & Co.
Chartered Accountants
(CA Rohith Kamath)
Proprietor
M. No: 221737
Firm Reg No: 012708S

Date: May 28, 2018
Place: Bangalore

Annexure – 2 to the Auditors' Report

Report on the Internal Financial Controls under Clause (i) of Sub-section 3 of Section 143 of the Companies Act, 2013 ("the Act")

We have audited the internal financial controls over financial reporting of **Swaki Habitat Private Limited** ("the Company") as of 31 March 2018 in conjunction with our audit of the standalone financial statements of the Company for the year ended on that date.

Management's Responsibility for Internal Financial Controls:

The Company's management is responsible for establishing and maintaining internal financial controls based on the internal control over financial reporting criteria established by the Company considering the essential components of internal control stated in the Guidance Note on Audit of Internal Financial Controls over Financial Reporting issued by the Institute of Chartered Accountants of India ('ICAI'). These responsibilities include the design, implementation and maintenance of adequate internal financial controls that were operating effectively for ensuring the orderly and efficient conduct of its business, including adherence to company's policies, the safeguarding of its assets, the prevention and detection of frauds and errors, the accuracy and completeness of the accounting records, and the timely preparation of reliable financial information, as required under the Companies Act, 2013.

Auditors' Responsibility

Our responsibility is to express an opinion on the Company's internal financial controls over financial reporting based on our audit. We conducted our audit in accordance with the Guidance Note on Audit of Internal Financial Controls over Financial Reporting (the "Guidance Note") and the Standards on Auditing, issued by ICAI and deemed to be prescribed under section 143(10) of the Companies Act, 2013, to the extent applicable to an audit of internal financial controls, both applicable to an audit of Internal Financial Controls and, both issued by the Institute of Chartered Accountants of India. Those Standards and the Guidance Note require that we comply with ethical requirements and plan and perform the audit to obtain reasonable assurance about whether adequate internal financial controls over financial reporting was established and maintained and if such controls operated effectively in all material respects.

Our audit involves performing procedures to obtain audit evidence about the adequacy of the internal financial controls system over financial reporting and their operating effectiveness. Our audit of internal financial controls over financial reporting included obtaining an understanding of internal financial controls over financial reporting, assessing the risk that a material weakness exists, and testing and evaluating the design and operating effectiveness of internal control based on the assessed risk. The procedures selected depend on the auditor's judgment, including the assessment of the risks of material misstatement of the standalone financial statements, whether due to fraud or error.

We believe that the audit evidence we have obtained is sufficient and appropriate to provide a basis for our audit opinion on the Company's internal financial controls system over financial reporting.

Meaning of Internal Financial Controls over Financial Reporting

A company's internal financial control over financial reporting is a process designed to provide reasonable assurance regarding the reliability of financial reporting and the preparation of financial statements for external purposes in accordance with generally accepted accounting principles. A company's internal financial control over financial reporting includes those policies and procedures that (1) pertain to the maintenance of records that, in reasonable detail, accurately and fairly reflect the transactions and dispositions of the assets of the company; (2) provide reasonable assurance that transactions are recorded as necessary to permit preparation of financial statements in accordance with generally accepted accounting principles, and that receipts and expenditures of the company are being made only in accordance with authorisations of management and directors of the company; and (3) provide reasonable assurance regarding prevention or timely detection of unauthorised acquisition, use, or disposition of the company's assets that could have a material effect on the financial statements.

Inherent Limitations of Internal Financial Controls Over Financial Reporting

Because of the inherent limitations of internal financial controls over financial reporting, including the possibility of collusion or improper management override of controls, material misstatements due to error or fraud may occur and not be detected. Also, projections of any evaluation of the internal financial controls over financial reporting to future periods are subject to the risk that the internal financial control over financial reporting may become inadequate because of changes in conditions, or that the degree of compliance with the policies or procedures may deteriorate.

Opinion

In our opinion, the Company has, in all material respects, an adequate internal financial controls system over financial reporting and such internal financial controls over financial reporting were operating effectively as at 31 March 2018, based on the internal control over financial reporting criteria established by the Company considering the essential components of internal control stated in the Guidance Note on Audit of Internal Financial Controls Over Financial Reporting issued by the Institute of Chartered Accountants of India.

For K R Kamath & Co.

Chartered Accountants

(CA Rohith Kamath)

Proprietor

M. No: 221737

Firm Reg No: 012708S

Date: May 28, 2018

Place: Bangalore

SWAKI HABITAT PRIVATE LIMITED**BALANCE SHEET AS AT MARCH 31, 2018**

(Amount in ₹)

Particulars	Note No.	As at March 31, 2018	As at March 31, 2017	As at April 01, 2016
I. ASSETS				
Current assets				
(a) Financial Assets				
(i) Cash and cash equivalents	3	99,822	91,197	99,880
Total current assets		99,822	91,197	99,880
TOTAL ASSETS		99,822	91,197	99,880
I EQUITY AND LIABILITIES				
Equity				
(a) Share capital	4	100,000	100,000	100,000
(b) Other equity	5	(69,498)	(51,848)	(21,665)
Total Equity		30,502	48,152	78,335
II LIABILITIES				
Current liabilities				
(a) Other current liabilities	6	43,220	34,420	12,920
(b) Provisions	7	26,100	8,625	8,625
Total Current Liabilities		69,320	43,045	21,545
TOTAL EQUITY AND LIABILITIES		99,822	91,197	99,880
Significant accounting policies and notes attached form an integral part of the financial statements	1, 2, 9 to 11			

In Accordance with our report attached

For and on behalf of the Board of Directors of Swaki Habitat Private Limited

For K R Kamath & Co
Chartered Accountants

CA. Rohith Kamath
Proprietor
M No. 221737 / FRN 012708S

Vikas Kumar Gandhi
Director
DIN:07104367

Prakash Purushotham
Director
DIN:07199035

Place: Bangalore
Date: May 28, 2018

SWAKI HABITAT PRIVATE LIMITED

STATEMENT OF PROFIT AND LOSS FOR THE YEAR ENDED MARCH 31, 2018

(Amount in ₹)

	Particulars	Note No.	Current Year	Previous Year
I	Expenses			
	Other expenses	8	17,650	30,183
	Total expenses		17,650	30,183
II	Loss for the period		17,650	30,183
III	Earning per equity share:	9		
	Basic & diluted		(1.77)	(3.02)
	Significant accounting policies and notes attached form an integral part of the financial statements	1, 2, 9 to 11		

In Accordance with our report attached

For and on behalf of the Board of Directors of Swaki Habitat Private Limited

For K R Kamath & Co
Chartered AccountantsCA. Rohith Kamath
Proprietor
M No. 221737 / FRN 012708SVikas Kumar Gandhi
Director
DIN:07104367Prakash Purushotham
Director
DIN:07199035Place: Bangalore
Date: May 28, 2018

CASH FLOW STATEMENT FOR THE YEAR ENDED MARCH 31, 2018

(Amount in ₹)

Particulars	March 31, 2018	March 31, 2017
Cash flows from operating activities		
Loss before taxation	(17,650)	(30,183)
Adjustments for:		
Provision for diminution in value of the asset	-	-
	<u>(17,650)</u>	<u>(30,183)</u>
(Increase)/ decrease in other current assets	-	-
(Increase)/ decrease in assets held for sale	-	-
Increase/ (decrease) in other current liabilities	26,275	21,500
	<u>8,625</u>	<u>(8,683)</u>
Net cash from operating activities	8,625	(8,683)
Net increase/(decrease) in cash and cash equivalents	8,625	(8,683)
Cash and cash equivalents at beginning of the period	91,197	99,880
Cash and cash equivalents at end of the period	<u>99,822</u>	<u>91,197</u>

In Accordance with our report attached

For and on behalf of the Board of Directors of Swaki Habitat
Private Limited

For K R Kamath & Co
Chartered Accountants

CA. Rohith Kamath
Proprietor
M No. 221737 / FRN 012708S

Vikas Kumar Gandhi
Director
DIN:07104367

Prakash Purushotham
Director
DIN:07199035

Place: Bangalore
Date: May 28, 2018

SWAKI HABITAT PRIVATE LIMITED
CHANGES IN EQUITY AS AT MARCH 31, 2018

(a) Equity Share Capital

(Amount in ₹)

Particulars	As at March 31, 2018	As at March 31, 2017	As at April 01, 2016
Balance at the Beginning of the year	100,000	100,000	100,000
Changes in equity share capital during the year	-	-	-
Balance at the end of the year	100,000	100,000	100,000

(b) Other Equity

(Amount in ₹)

Particulars	Retained earnings	Total Other equity
As at April 01, 2016	(21,665)	(21,665)
Add: Loss for the year	(30,183)	(30,183)
Total comprehensive income as at March 31, 2017	(51,848)	(51,848)
Add: Loss for the year	(17,650)	(17,650)
Total comprehensive income as at March 31, 2018	(69,498)	(69,498)

In Accordance with our report attached

For and on behalf of the Board of Directors of Swaki Habitat
Private Limited

For K R Kamath & Co
Chartered Accountants

CA. Rohith Kamath
Proprietor
M No. 221737 / FRN 012708S

Vikas Kumar Gandhi
Director
DIN:07104367

Prakash Purushotham
Director
DIN:07199035

Place: Bangalore
Date: May 28, 2018

NOTES TO FINANCIAL STATEMENTS

1 BACKGROUND:

Swaki Habitat Private Limited ("the Company") was incorporated on March 19 , 2015 and is a subsidiary of Kirloskar Electric Company Limited. The Company has been formed as Special Purpose Vehicle ("SPV") as per the restructuring terms.

2 SIGNIFICANT ACCOUNTING POLICIES:

2.1 BASIS OF PREPARATION OF FINANCIAL STATEMENTS:

The financial accounts are prepared under the historical cost convention in accordance with the Generally Accepted Accounting Principles in India, including the Accounting Standards notified under the relevant provisions of the Companies Act, 2013. All income and expenditure, having a material bearing on financial statements, are recognized on accrual basis.

2.2 USE OF ESTIMATES:

The preparation of financial statements in conformity with generally accepted accounting principles requires management to make estimates and assumptions that affect certain reported amounts and disclosures. Accordingly, actual results could differ from those estimates.

2.3 TAXES ON INCOME:

Provision for current tax for the year is after taking cognizance of excess / short provision in prior years. Deferred tax assets/liability is recognized, subject to consideration of prudence, on timing differences.

2.4 PROVISIONS AND CONTINGENT LIABILITIES:

A provision is recognized when the Company has a present obligation as a result of past event and it is probable that outflow of resources will be required to settle the obligation, in respect of which reliable estimate can be made. Provisions (excluding retirement benefits) are not discounted to its present value and are determined based on best estimate required to settle the obligation at the balance sheet date. These are reviewed at each balance sheet date and adjusted to reflect the current best estimates.

Financial effect of contingent liabilities is disclosed based on information available upto the date on which financial statements are approved. However, where a reasonable estimate of financial effect cannot be made, suitable disclosures are made with regard to this fact and the existence and nature of the contingent liability.

SEVENTY FIRST ANNUAL REPORT 2017-18

SWAKI HABITAT PRIVATE LIMITED

NOTES TO FINANCIAL STATEMENTS

(Amount in ₹)

Particulars	As at March 31, 2018	As at March 31, 2017	As at April 01, 2016
3 Cash and cash equivalents:			
Balances with banks			
- in other accounts	99,822	91,197	99,880
Total	99,822	91,197	99,880

4 Share capital:

Particulars	As at March 31, 2018		As at March 31, 2017		As at April 01, 2016	
	Number	₹	Number	₹	Number	₹
Authorized:						
Equity shares of ₹ 10/- each	100,000	1,000,000	100,000	1,000,000	100,000	1,000,000
	100,000	1,000,000	100,000	1,000,000	100,000	1,000,000

Issued, subscribed but not fully paid up:

Equity shares of ₹ 10/- each

At the beginning of the reporting period	10,000	100,000	10,000	100,000	10,000	100,000
Issued during the reporting period	-	-	-	-	-	-
Bought back during the reporting period	-	-	-	-	-	-
At the close of the reporting period	10,000	100,000	10,000	100,000	10,000	100,000

Equity shares:

- a. The Company has only one class of equity shares having a par value of ₹ 10/- each. Each holder of equity shares is entitled to one vote per share. In the event of liquidation of the Company, the holders of the equity shares will be entitled to receive the remaining assets of the Company, after distribution of all preferential amounts. The distribution will be in proportion to the equity shares held by the shareholder.

Particulars of equity share holders holding more than 5% of the total number of equity share capital:	As at March 31, 2018		As at March 31, 2017		As at April 01, 2016	
	Number	Percentage	Number	Percentage	Number	Percentage
Kirloskar Electric Company Limited (being holding Company)	9,999	100%	9,999	100%	9,999	100%

(5) Other Equity

(Amount in ₹)

Particulars	Retained earnings	Total Other equity
As at April 01, 2016	(21,665)	(21,665)
Add: Loss for the year	(30,183)	(30,183)
Total comprehensive income as at March 31, 2017	(51,848)	(51,848)
Add: Loss for the year	(17,650)	(17,650)
Total comprehensive income as at March 31, 2018	(69,498)	(69,498)

NOTES TO FINANCIAL STATEMENTS

(Amount in ₹)

Particulars	As at March 31, 2018	As at March 31, 2017	As at April 01, 2016
6 Other Current liabilities			
i) Amount due to holding company	43,220	34,420	12,920
	43,220	34,420	12,920
7 Provisions:			
a) Towards Audit fee	26,100	8,625	8,625
	26,100	8,625	8,625
8 Other expenses:			
i) Rates and taxes	8,800	21,500	12,920
ii) Payment to auditors - as auditor	8,850	8,625	8,625
iii) Bank charges	-	58	120
	17,650	30,183	21,665
9 Earnings per share:			
(Basic and diluted)			
Loss for the year after tax expense	17,650	30,183	-
Weighted average number of equity shares	10,000	10,000	-
Loss per share	1.77	3.02	-

10 SEGMENT REPORTING:

The Company is a SPV engaged in the realisation of fixed and current assets transferred from its holding company. Since the Company's business activity primarily falls within single business segment, no further disclosures required other than those given in the financial statements.

11 RELATED PARTY TRANSACTIONS:

(a) List of related parties:

Sl. No.	Name of the Related Party	Relationship
1	Kirloskar Electric Company Limited	Holding Company
2	Vikas Kumar Gandhi	Key Management Personnel and their relatives ("KMP")
3	Prakash Purushotham	
4	Pralhad P Katti*	
5	Anil Kumar Bhandari**	

*upto 12-02-2018

** from 27-03-2017

(b) Transactions with related parties:

(Amount in ₹)

Particulars	Relationship	Current Year	Previous Year
Reimbursement of expenses:			
Kirloskar Electric Company Limited	Holding Company	8,800	21,500

SWAKI HABITAT PRIVATE LIMITED

NOTES TO FINANCIAL STATEMENTS

(c) Outstanding balances at the end of the year:

Particulars	Relationship	As at March 31, 2018	As at March 31, 2017
Amount due from Company:			
Kirloskar Electric Company Limited	Holding Company	43,220	34,420

In Accordance with our report attached

For and on behalf of the Board of Directors of Swaki Habitat
Private Limited

For K R Kamath & Co
Chartered Accountants

CA. Rohith Kamath
Proprietor
M No. 221737 / FRN 012708S

Vikas Kumar Gandhi
Director
DIN:07104367

Prakash Purushotham
Director
DIN:07199035

Place: Bangalore
Date: May 28, 2018

**INDEPENDENT AUDITORS' REPORT
TO THE MEMBERS OF M/s. Kesvik Developers Private Limited**

Report on the Financial Statements:

We have audited the accompanying standalone financial statements of M/s. Kesvik Developers Private Limited ("the Company"), which comprise the Balance Sheet as at March 31, 2018 and the Statement of Profit and loss, the Cash Flow Statement the statement for Changes in Equity for the year then ended, and a summary of summary of significant accounting policies and other explanatory information annexed thereto.

Management's Responsibility for the Financial Statements:

The Company's Board of Directors is responsible for the matters stated in Section 134(5) of the Companies Act, 2013 (the Act) with respect to the preparation of these stand alone financial statements that give a true and fair view of the financial position, financial performance and cash flows of the Company in accordance with the accounting principles generally accepted in India, including the Accounting Standards specified under section 133 of the Act, read with Rule 7 of the Companies (Accounts) Rules, 2014. This responsibility also includes maintenance of adequate accounting records in accordance with the provisions of the Act for safeguarding the assets of the company and for preventing and detecting frauds and other irregularities; selection and application of appropriate accounting policies, making judgements, and maintenance of adequate internal financial controls, that were operating effectively for ensuring the accuracy and completeness of the accounting records, relevant to the preparation and presentation of the financial statements that give a true and fair view and are free from material mis-statement, whether due to fraud or error.

Auditor's Responsibility:

Our responsibility is to express an opinion on these stand alone financial statements based on our audit.

We have taken into account the provisions of the Act, the accounting and auditing standards and matters which are required to the included in the audit report under the provisions of the act and rules made there under:

We conducted our audit in accordance with the standards on auditing specified under Section 143 (10) of the Act. Those standards require that we comply with the ethical requirements and plan and perform the audit to obtain reasonable assurance whether the financial statements are free from material mis-statements.

An audit involves performing procedures to obtain audit evidence about the amount and the disclosures in the financial statements. The procedures selected depends upon the auditor's judgement, including the assessment of the risks of material misstatement of the financial statements, whether due to fraud or error. In making those risk assessments, the auditor considers internal control relevant to the Company's preparation and presentation of financial statements that give a true and fair view in order to design audit procedures that are appropriate in the circumstances, but not for the purposes of expressing an opinion on whether the company has in place an adequate internal financial controls system over financial reporting and the operating effectiveness of such controls. An audit also includes evaluating the appropriateness of accounting policies used and the reasonableness of the accounting estimates made by the Companies Directors, as well as evaluating the overall presentation of the financial statements.

We believe that the audit evidence we have obtained is sufficient and appropriate to provide a basis for our audit opinion on the standalone financial statements.

Opinion:

In our opinion and to the best of our information and according to the explanations given to us, the aforesaid standalone financial statements give the information required by the Act, in the manner so required and give a true and fair view in conformity with the accounting principles generally accepted in India, of the state of affairs of the company as at 31st March 2018, its loss, its cash flows and the Statement of Changes in Equity for the year ended on that date.

Report on other legal and regulatory requirements:

1. As required by the Companies (Auditor's Report) Order, 2016, ("The Order") issued by the Government of India, in terms of sub section (11) of section 143 of the Act. And on the basis of such checks of the books and records of the company as we considered appropriate and according to the information and explanations given to us, we give in the annexure 1, a statement on the matters specified in the paragraphs 3 & 4 of the said order
2. As required under Section 143(3) of the Act, we report that:
 - a) we have sought and obtained all the information and explanations, which to the best of our knowledge and belief were necessary for the purpose of our audit;
 - b) in our opinion, proper books of account as required by law have been kept by the Company so far as appears from our examination of those books ;
 - c) The Balance Sheet, the Statement of Profit and Loss, the Cash Flow Statement and the Statement of Changes in Equity dealt with by this report are in agreement with the books of accounts.

SEVENTY FIRST ANNUAL REPORT 2017-18

- d) in our opinion, the aforesaid standalone financial statements comply with the accounting standards specified under section 133 of the Act, read with Rule 7 of the Companies (Accounts) Rules, 2014;
- e) on the basis of written representations received from the directors, taken on record by the Board of Directors, none of the directors is disqualified from being appointed as a Director in terms of Section 164(2) of the Act as on 31st March 2018; and
- f) with respect to the adequacy of the internal financial controls over financial reporting of the Company and the operating effectiveness of such controls, refer to our separate report in "Annexure 2"; and
- g) with respect to the other matters to be included in the auditor's report in accordance with the Rule 11 of the Companies (Audit and Auditors) Rules, 2014 in our opinion and to the best of our information and according to the explanation given to us:
 - i. The Company does not have pending litigations, which would impact its financial statements
 - ii. The company did not have any long term contracts and has not entered into any derivative contracts. Accordingly no provision is required to be recognized in the respect of material foreseeable losses under applicable laws or accounting standards.
 - iii. There were no amounts which were required to be transferred to the Investor Education and Protection Fund by the Company.

Date: May 28, 2018
Place: Bangalore

For K R Kamath & Co.
Chartered Accountants
(CA Rohith Kamath)
Proprietor
M. No: 221737
Firm Reg No: 012708S

Annexure -1 to the Auditors' Report

Annexure referred to in paragraph 1 under the heading "Report on other legal and regulatory requirements" of our Report to the members of M/s. Kesvik Developers Private Limited, Bangalore

- 1) The company does not have any fixed assets during the period covered under audit, hence the clause 3(i) of the Order is not applicable.
- 2) The company does not have any inventories during the period covered under audit, hence the clause 3(ii) of the Order is not applicable.
- 3) The company has not granted any loans during the year to the Companies, firms or other parties listed in the registered maintained under section 189 of the Act, the clause 3(iii) of the Order is not applicable
- 4) In accordance to the information provided and explanations given to us, the company has not granted loan, made investment, provided any guarantee or security hence comments required under clause 3(iv) has not been made here.
- 5) The company has not accepted any deposits as applicable under the directives issued by the Reserve Bank of India and the provisions of sections 73 to 76 or any other provisions of the Act, and the rules framed thereunder. Accordingly, the provisions of Clause 3(v) of the said order are not applicable.
- 6) To the best of our knowledge and explanations given to us, the Central Government has not prescribed the maintenance of cost records under clause (d) of sub section (1) of section 148 of the Act for the products of the company. Accordingly, provisions of clause 3(vi) of the said order are not applicable.
- 7) a) According to the records of the Company, the Company is generally regular in depositing the undisputed statutory dues applicable to it to with the appropriate authorities. In terms of its books of accounts, no undisputed statutory dues payable in respect of provident fund, employees state insurance, income tax, wealth tax, service tax, GST, customs duty, excise duty, value added tax, cess, and any other undisputed statutory dues were outstanding, as at March 31, 2018 for a period of more than six months from the date they became payable.
b) According to the records of the company and according to the information and explanations given to us, there were no dues outstanding on account of income tax, wealth tax, service tax, sales tax, customs duty, excise duty, GST and cess on account of dispute.
- 8) In our opinion and according to the information and explanations given to us, the company has not taken any term loan, hence the clause 3(viii) of the Order is not applicable
- 9) According to the records of the company and according to the information and explanations provided to us, the company has not defaulted in repayment of dues to the bank.
- 10) According to the records of the company and according to the information and explanations provided to us, the company has not taken any term loan hence Clause No. 3(ix) of the said order is not applicable.
- 11) Based on the audit procedures performed for the purpose of reporting the true and fair view of the financial statements and as per the information and explanations given to us, we report that no material frauds on or by the company has been noticed or reported.
- 12) The company has not provided for or paid any managerial remuneration during the period covered under audit, hence the comments required under clause 3(xi) of the said Order are not been made here.
- 13) The company is not a Nidhi company, Accordingly, clause 3(xii) of the said order is not applicable.
- 14) According to the records of the company and according to the information and explanations provided to us, the company has disclosed in the financial statements for the year ended March 31, 2018 matters required under section 188 of the Companies Act and as required under relevant Accounting standards.
- 15) According to the records of the company and according to the information and explanations provided to us, during the period covered under audit, the company has not made any preference allotment or issued any shares or debentures under private placement hence the comments required under clause 3(xiv) of the said Order are not been made here.
- 16) According to the records of the company and according to the information and explanations provided to us, during the period covered under audit, the company has not entered into non cash transactions with Directors or persons connected with Directors.
- 17) The company is not required to be registered under section 45-IA of the RBI Act, of 1934, hence the clause 3(xvi) of the Order is not applicable.

For K R Kamath & Co.
Chartered Accountants
(CA Rohith Kamath)

Proprietor

M. No: 221737

Firm Reg No: 012708S

Date: May 28, 2018

Place: Bangalore

Annexure – 2 to the Auditors' Report

Report on the Internal Financial Controls under Clause (i) of Sub-section 3 of Section 143 of the Companies Act, 2013 ("the Act")

We have audited the internal financial controls over financial reporting of Kevik Developers Private Limited ("the Company") as of 31 March 2018 in conjunction with our audit of the standalone financial statements of the Company for the year ended on that date.

Management's Responsibility for Internal Financial Controls:

The Company's management is responsible for establishing and maintaining internal financial controls based on the internal control over financial reporting criteria established by the Company considering the essential components of internal control stated in the Guidance Note on Audit of Internal Financial Controls over Financial Reporting issued by the Institute of Chartered Accountants of India ('ICAI'). These responsibilities include the design, implementation and maintenance of adequate internal financial controls that were operating effectively for ensuring the orderly and efficient conduct of its business, including adherence to company's policies, the safeguarding of its assets, the prevention and detection of frauds and errors, the accuracy and completeness of the accounting records, and the timely preparation of reliable financial information, as required under the Companies Act, 2013.

Auditors' Responsibility

Our responsibility is to express an opinion on the Company's internal financial controls over financial reporting based on our audit. We conducted our audit in accordance with the Guidance Note on Audit of Internal Financial Controls over Financial Reporting (the "Guidance Note") and the Standards on Auditing, issued by ICAI and deemed to be prescribed under section 143(10) of the Companies Act, 2013, to the extent applicable to an audit of internal financial controls, both applicable to an audit of Internal Financial Controls and, both issued by the Institute of Chartered Accountants of India. Those Standards and the Guidance Note require that we comply with ethical requirements and plan and perform the audit to obtain reasonable assurance about whether adequate internal financial controls over financial reporting was established and maintained and if such controls operated effectively in all material respects.

Our audit involves performing procedures to obtain audit evidence about the adequacy of the internal financial controls system over financial reporting and their operating effectiveness. Our audit of internal financial controls over financial reporting included obtaining an understanding of internal financial controls over financial reporting, assessing the risk that a material weakness exists, and testing and evaluating the design and operating effectiveness of internal control based on the assessed risk. The procedures selected depend on the auditor's judgment, including the assessment of the risks of material misstatement of the standalone financial statements, whether due to fraud or error.

We believe that the audit evidence we have obtained is sufficient and appropriate to provide a basis for our audit opinion on the Company's internal financial controls system over financial reporting.

Meaning of Internal Financial Controls over Financial Reporting

A company's internal financial control over financial reporting is a process designed to provide reasonable assurance regarding the reliability of financial reporting and the preparation of financial statements for external purposes in accordance with generally accepted accounting principles. A company's internal financial control over financial reporting includes those policies and procedures that (1) pertain to the maintenance of records that, in reasonable detail, accurately and fairly reflect the transactions and dispositions of the assets of the company; (2) provide reasonable assurance that transactions are recorded as necessary to permit preparation of financial statements in accordance with generally accepted accounting principles, and that receipts and expenditures of the company are being made only in accordance with authorisations of management and directors of the company; and (3) provide reasonable assurance regarding prevention or timely detection of unauthorised acquisition, use, or disposition of the company's assets that could have a material effect on the financial statements.

Inherent Limitations of Internal Financial Controls Over Financial Reporting

Because of the inherent limitations of internal financial controls over financial reporting, including the possibility of collusion or improper management override of controls, material misstatements due to error or fraud may occur and not be detected. Also, projections of any evaluation of the internal financial controls over financial reporting to future periods are subject to the risk that the internal financial control over financial reporting may become inadequate because of changes in conditions, or that the degree of compliance with the policies or procedures may deteriorate.

Opinion

In our opinion, the Company has, in all material respects, an adequate internal financial controls system over financial reporting and such internal financial controls over financial reporting were operating effectively as at 31 March 2018, based on the internal control over financial reporting criteria established by the Company considering the essential components of internal control stated in the Guidance Note on Audit of Internal Financial Controls Over Financial Reporting issued by the Institute of Chartered Accountants of India.

For K R Kamath & Co.

Chartered Accountants

(CA Rohith Kamath)

Proprietor

M. No: 221737

Firm Reg No: 012708S

Date: May 28, 2018

Place: Bangalore

KESVIK DEVELOPERS PRIVATE LIMITED**BALANCE SHEET AS AT MARCH 31, 2018**

(Amount in ₹)

Particulars	Note No.	As at March 31, 2018	As at March 31, 2017	As at April 01, 2016
I. ASSETS				
Current assets				
(a) Financial assets				
(i) Cash and cash equivalents	3	99,822	91,197	99,880
Total current assets		99,822	91,197	99,880
TOTAL ASSETS		99,822	91,197	99,880
I EQUITY AND LIABILITIES				
Equity				
(a) Share capital	4	100,000	100,000	100,000
(b) Other equity	5	(70,298)	(52,648)	(22,465)
Total Equity		29,702	47,352	77,535
II LIABILITIES				
Current liabilities				
(a) Other current liabilities	6	44,020	35,220	13,720
(b) Provisions	7	26,100	8,625	8,625
Total current liabilities		70,120	43,845	22,345
TOTAL EQUITY AND LIABILITIES		99,822	91,197	99,880
Significant accounting policies and notes attached form an integral part of the financial statements	1, 2, 9 to 11			

In Accordance with our report attached

For and on behalf of the Board of Directors of Kesvik
Developers Private Limited**For K R Kamath & Co**
Chartered Accountants**CA. Rohith Kamath**
Proprietor
M No. 221737 / FRN 012708S**Vikas Kumar Gandhi**
Director
DIN:07104367**Prakash Purushotham**
Director
DIN:07199035**Place: Bangalore**
Date: May 28, 2018

KESVIK DEVELOPERS PRIVATE LIMITED**STATEMENT OF PROFIT AND LOSS FOR THE YEAR ENDED MARCH 31, 2018**

(Amount in ₹)

	Particulars	Note No.	Current Year	Previous Year
I	Expenses			
	Other expenses	8	17,650	30,183
	Total expenses		17,650	30,183
II	Loss for the period		17,650	30,183
III	Earning per equity share:	9		
	Basic & diluted		(1.77)	(3.02)
	Significant accounting policies and notes attached form an integral part of the financial statements	1, 2, 9 to 11		

In Accordance with our report attached

For and on behalf of the Board of Directors of Kesvik
Developers Private Limited**For K R Kamath & Co**
Chartered Accountants**CA. Rohith Kamath**
Proprietor
M No. 221737 / FRN 012708S**Vikas Kumar Gandhi**
Director
DIN:07104367**Prakash Purushotham**
Director
DIN:07199035**Place: Bangalore**
Date: May 28, 2018

KESVIK DEVELOPERS PRIVATE LIMITED**CASH FLOW STATEMENT FOR THE YEAR ENDED MARCH 31, 2018**

(Amount in ₹)

Particulars	March 31, 2018	March 31, 2017
Cash flows from operating activities		
Loss before taxation	(17,650)	(30,183)
Adjustments for:		
Provision for diminution in value of the assets	-	-
	(17,650)	(30,183)
Increase/ (decrease) in other current liabilities	26,275	21,500
Net cash from operating activities	8,625	(8,683)
Net increase/(decrease) in cash and cash equivalents	8,625	(8,683)
Cash and cash equivalents at beginning of the period	91,197	99,880
Cash and cash equivalents at end of the period	99,822	91,197

In Accordance with our report attached

For and on behalf of the Board of Directors of Kesvik
Developers Private Limited**For K R Kamath & Co**
Chartered Accountants**CA. Rohith Kamath**
Proprietor
M No. 221737 / FRN 012708S**Vikas Kumar Gandhi**
Director
DIN:07104367**Prakash Purushotham**
Director
DIN:07199035**Place: Bangalore**
Date: May 28, 2018

KESVIK DEVELOPERS PRIVATE LIMITED

CHANGES IN EQUITY AS AT MARCH 31, 2018

(a) Equity Share Capital

(Amount in ₹)

Particulars	As at March 31, 2018	As at March 31, 2017	As at April 01, 2016
Balance at the Beginning of the year	100,000	100,000	100,000
Changes in equity share capital during the year	-	-	-
Balance at the end of the year	100,000	100,000	100,000

(b) Other Equity

(Amount in ₹)

Particulars	Retained earnings	Total Other equity
As at April 01, 2016	-	-
Add: Loss for the year	(22,465)	(22,465)
As at April 01, 2016	(22,465)	(22,465)
Add: Loss for the year	(30,183)	(30,183)
Total comprehensive income as at March 31, 2017	(52,648)	(52,648)
Add: Loss for the year	(17,650)	(17,650)
Total comprehensive income as at March 31, 2018	(70,298)	(70,298)

In Accordance with our report attached

For and on behalf of the Board of Directors of Kesvik
Developers Private LimitedFor K R Kamath & Co
Chartered AccountantsCA. Rohith Kamath
Proprietor
M No. 221737 / FRN 012708SVikas Kumar Gandhi
Director
DIN:07104367Prakash Purushotham
Director
DIN:07199035Place: Bangalore
Date: May 28, 2018

NOTES TO FINANCIAL STATEMENTS**1 BACKGROUND:**

Kesvik Developers Private Limited (“the Company”) was incorporated on March 25 , 2015 and is a subsidiary of Kirloskar Electric Company Limited. The Company has been formed as Special Purpose Vehicle (“SPV”) as per the restructuring terms.

2 SIGNIFICANT ACCOUNTING POLICIES:**2.1 BASIS OF PREPARATION OF FINANCIAL STATEMENTS:**

The financial accounts are prepared under the historical cost convention in accordance with the Generally Accepted Accounting Principles in India, including the Accounting Standards notified under the relevant provisions of the Companies Act, 2013. All income and expenditure, having a material bearing on financial statements, are recognized on accrual basis.

2.2 USE OF ESTIMATES:

The preparation of financial statements in conformity with generally accepted accounting principles requires management to make estimates and assumptions that affect certain reported amounts and disclosures. Accordingly, actual results could differ from those estimates.

2.3 TAXES ON INCOME:

Provision for current tax for the year is after taking cognizance of excess / short provision in prior years. Deferred tax assets/liability is recognized, subject to consideration of prudence, on timing differences.

2.4 PROVISIONS AND CONTINGENT LIABILITIES:

A provision is recognized when the Company has a present obligation as a result of past event and it is probable that outflow of resources will be required to settle the obligation, in respect of which reliable estimate can be made. Provisions (excluding retirement benefits) are not discounted to its present value and are determined based on best estimate required to settle the obligation at the balance sheet date. These are reviewed at each balance sheet date and adjusted to reflect the current best estimates.

Financial effect of contingent liabilities is disclosed based on information available upto the date on which financial statements are approved. However, where a reasonable estimate of financial effect cannot be made, suitable disclosures are made with regard to this fact and the existence and nature of the contingent liability.

KESVIK DEVELOPERS PRIVATE LIMITED

NOTES TO FINANCIAL STATEMENTS

(Amount in ₹)

Particulars	As at March 31, 2018	As at March 31, 2017	As at April 01, 2016
3 Cash and cash equivalents:			
Balances with banks			
- in other accounts	99,822	91,197	99,880
Total	99,822	91,197	99,880

4 Share capital:

Particulars	As at March 31, 2018		As at March 31, 2017		As at April 01, 2016	
	Number	₹	Number	₹	Number	₹
Authorized:						
Equity shares of ₹ 10/- each	100,000	1,000,000	100,000	1,000,000	100,000	1,000,000
		1,000,000		1,000,000		1,000,000
Issued, subscribed but not fully paid up:						
Equity shares of ₹ 10/- each						
At the beginning of the reporting period	10,000	100,000	10,000	100,000	10,000	100,000
Issued during the reporting period	-	-	-	-	-	-
Bought back during the reporting period	-	-	-	-	-	-
At the close of the reporting period	10,000	100,000	10,000	100,000	10,000	100,000
Total carried to Balance Sheet		1,000,000.00		1,000,000.00		1,000,000.00

- a. The Company has only one class of equity shares having a par value of ₹ 10/- each. Each holder of equity shares is entitled to one vote per share. In the event of liquidation of the Company, the holders of the equity shares will be entitled to receive the remaining assets of the Company, after distribution of all preferential amounts. The distribution will be in proportion to the equity shares held by the shareholder.

Particulars of equity share holders holding more than 5% of the total number of equity share capital	As at March 31, 2018		As at March 31, 2017		As at April 01, 2016	
	Number	Percentage	Number	Percentage	Number	Percentage
Kirloskar Electric Company Limited (being holding Company)	9,999	100%	9,999	100%	9,999	100%

5 Other Equity

(Amount in ₹)

Particulars	Retained earnings	Total Other equity
As at April 01, 2016	-	-
Add: Loss for the year	(22,465)	(22,465)
As at April 01, 2016	(22,465)	(22,465)
Add: Loss for the year	(30,183)	(30,183)
Total comprehensive income as at March 31, 2017	(52,648)	(52,648)
Add: Loss for the year	(17,650)	(17,650)
Total comprehensive income as at March 31, 2018	(70,298)	(70,298)

NOTES TO FINANCIAL STATEMENTS

(Amount in ₹)

Particulars	As at March 31, 2018	As at March 31, 2017	As at April 01, 2016
6 Other Current liabilities			
i) Amount due to holding company	44,020	35,220	13,720
	44,020	35,220	13,720
7 Provisions:			
i) Towards audit fee	26,100	8,625	8,625
	26,100	8,625	8,625
8 Other expenses:			
i) Rates and taxes	8,800	21,500	13,720
ii) Payment to auditors - as auditor	8,850	8,625	8,625
iii) Bank charges	-	58	120
	17,650	30,183	22,465
9 Earnings per share:			
(Basic and diluted)			
Loss for the year after tax expense	17,650	30,183	-
Weighted average number of equity shares	10,000	10,000	-
Loss per share	1.77	3.02	-

KESVIK DEVELOPERS PRIVATE LIMITED

NOTES TO FINANCIAL STATEMENTS

10 SEGMENT REPORTING:

The Company is a SPV engaged in the realisation of fixed and current assets transferred from its holding company. Since the Company's business activity primarily falls within single business segment, no further disclosures required other than those given in the financial statements.

11 RELATED PARTY TRANSACTIONS:

(a) List of related parties:

Sl. No.	Name of the Related Party	Relationship
1	Kirloskar Electric Company Limited	Holding Company
2	Vikas Kumar Gandhi	Key Management Personnel and their relatives ("KMP")
3	Prakash Purushotham	
4	Pralhad P Katti*	
5	Ashok Misra**	

* upto 12-02-2018

** from 28-03-2017

(b) Transactions with related parties:

(Amount in ₹)

Particulars	Relationship	Current Year	Previous Year
Reimbursement of expenses:			
Kirloskar Electric Company Limited	Holding Company	8,800	21,500

(C) Outstanding balances at the end of the year:

Particulars	Relationship	As at March 31, 2018	As at March 31, 2017
Amount due from Company:			
Kirloskar Electric Company Limited	Holding Company	44,020	35,220

In Accordance with our report attached

For and on behalf of the Board of Directors of Kesvik
Developers Private Limited

For K R Kamath & Co
Chartered Accountants

CA. Rohith Kamath
Proprietor
M No. 221737 / FRN 012708S

Vikas Kumar Gandhi
Director
DIN:07104367

Prakash Purushotham
Director
DIN:07199035

Place: Bangalore
Date: May 28, 2018

Financial statements of the year 2017-2018

**Kirsons B.V.
in Amsterdam**

To the Board of Managing Directors of
Kirsons B.V.
Evert van de Beekstraat 104
1118 CN SCHIPHOL

Oostzaan, May 25, 2018

Dear Sirs,

According to your assignment we herewith present the financial statements for the year 2017-2018 (ending March 31, 2018) of Kirsons B.V. in Amsterdam (Netherlands).

1 GENERAL INFORMATION

1.1 Scope of engagement

According to your assignment the financial statement 2017-2018 of Kirsons B.V. in Amsterdam (Netherlands) are audited by De Groene Accountant B.V. These financial statements are the responsibility of the management of the company. It is the responsibility of De Groene Accountant B.V. to express an opinion on these financial statements based on their audit. These financial statements are stated on the pages 6 up to and including 16 of this report.

1.2 Registration

The company is first registered under number 34308680 in the trade register of the Chamber of Commerce in Amsterdam on August 11, 2008. The companies' activities have started at August 11, 2008.

1.3 Activities of the company

The activities of the company consist of rendering advisory services and trading of electric motors and other products.

We hope to have served you duly in this matter. We are willing to give further explanation if requested.

Yours sincerely,
P.S. Dral

1 BALANCE SHEET AS PER MARCH 31, 2018

(after appropriation of the result)

		<u>March 31,2018</u>	<u>March 31,2017</u>
		€	€
ASSETS			
Fixed assets			
Intangible fixed assets	(1)		
Intellectual property		635.000,00	762.000,00
Current assets			
Receivables	(3)		
Trade debtors		90.655,59	-
Loans and advancements to subsidiaries		471.566,28	471.566,28
Tax receivables		664,20	1.842,00
Prepaid expenses		2.784,00	2.782,50
		565.670,07	476.190,78
Cash	(4)	<u>13.791,82</u>	<u>3.898,57</u>
TOTAL		<u>1.214.461,89</u>	<u>1.242.089,35</u>

		<u>March 31,2018</u>	<u>March 31,2017</u>
		€	€
EQUITY AND LIABILITIES			
Shareholders' equity	(5)		
Issued and paid up share capital		260.200,00	255.500,00
Share premium		30.935.543,55	30.777.243,49
Other reserves		-30.154.074,57	-29.986.385,05
		1.041.668,98	1.046.358,44
Current liabilities	(6)		
Accounts payable		2.566,90	3.441,49
Accruals		170.226,01	192.289,42
		172.792,91	195.730,91
TOTAL		<u>1.214.461,89</u>	<u>1.242.089,35</u>

SEVENTY FIRST ANNUAL REPORT 2017-18

2 PROFIT AND LOSS ACCOUNT FOR THE PERIOD APRIL 1, 2017 TILL MARCH 31, 2018

		<u>2017/2018</u>	<u>2016/2017</u>
		€	€
Turnover	(7)	289.307,93	23.608,00
Cost price	(8)	276.899,01	21.300,00
Gross margin		12.408,92	2.308,00
Costs			
Depreciation costs	(9)	127.000,00	127.000,00
Operating costs		72.206,71	41.036,89
		199.206,71	168.036,89
Operating result		-186.797,79	-165.728,89
Financial result	(12)	19.108,27	-22.112,81
Result ordinary activities before taxation		-167.689,52	-187.841,70
Taxation		-	-
Net result for the year		-167.689,52	-187.841,70

3 PRINCIPLES FOR VALUATION AND DETERMINATION OF THE RESULT**GENERAL INFORMATION**

The financial statements have been prepared in accordance with Title 9, Book 2 of the Dutch Civil Code.

The valuation of assets and liabilities and the determination of the result occurs under the historical costs convention. Unless presented otherwise assets and liabilities are stated at face value. Income and expenses are accounted for on accrual basis. Profit is only included if and when realized on balance sheet date. Losses originating before the end of the financial year are taken into account if and when these are known before finalizing the financial statements.

Place of business

Kirsons B.V. (registered at the Chamber of Commerce under number 34308680) is actually established at Evert van de Beekstraat 104 in Schiphol (Netherlands).

The statutory seat of the company is Amsterdam in the Netherlands.

PRINCIPLES FOR VALUATION OF ASSETS AND LIABILITIES**Intangible fixed assets**

The intangible fixed assets are valued at cost price and diminished with straight line depreciation.

Financial fixed assets

The participations in the subsidiaries are valued at cost price according to Dutch reporting guideline

RJ 214.325 since the exemption of article 408, Book 2 of the Dutch Civil Code is applied. If necessary a provision for reduction in value is taken into account.

Receivables

Upon initial recognition the receivables are accounted for at face value. Provisions deemed necessary for doubtful accounts are deducted. These provisions are determined by individual assessment of the receivables.

Cash

Cash in hand and at the bank are accounted for at face value.

Current liabilities

Current liabilities are stated at face value.

PRINCIPLES FOR THE DETERMINATION OF THE RESULT**Determination of the result**

The result is determined as the difference between net turnover and operating costs and other expenditures taking into account the above mentioned principles of valuation.

Turnover

The net turnover represents amounts invoiced for goods supplied and services rendered during the financial year net of discounts and value added taxes.

Cost price

The cost price consist of the costs of goods and materials sold.

Depreciation costs

Intangible fixed assets including goodwill and tangible fixed assets are being depreciated from the moment of putting into operation based upon the expected economical useful life of each net asset.

Financial result

The interest income and interest expenses relate to in this financial year received and paid interest of issued and received loans.

Taxation

Corporation tax is calculated at the applicable rate on the result for the financial year, taking into account differences between profit calculated according to the financial statements and profit calculated for taxation purposes.

SEVENTY FIRST ANNUAL REPORT 2017-18

4 NOTES TO THE BALANCE SHEET AS PER MARCH 31, 2018

ASSETS

FIXED ASSETS

1. Intangible fixed assets

	Intellectual property
	€
Bookvalue as per April 1, 2017	762.000,00
Depreciation	-127.000,00
Bookvalue as per March 31, 2018	<u>635.000,00</u>
Acquisition price	1.270.000,00
Accumulated depreciation	-635.000,00
Bookvalue as per March 31, 2018	<u>635.000,00</u>
Rate of depreciation	%
Intellectual property	10

2. Financial fixed assets

	<u>03-31-2018</u>	<u>03-31-2017</u>
	€	€
Subsidiaries		
Lloyd Dynamowerke GmbH & Co. KG in Bremen (Germany) (100,00%)	-	-
Lloyd Beteiligung GmbH te Bremen (Germany) (100,00%)	-	-
	<u>-</u>	<u>-</u>
	04-01-2017 till 03-31-2018	04-01-2016 till 03-31-2017
	€	€
Lloyd Dynamowerke GmbH & Co. KG		
Account balance as per April 1	30.081.211,75	30.081.211,75
Movements	-	-
	30.081.211,75	30.081.211,75
Provision in connection with insolvency	-30.081.211,75	-30.081.211,75
Account balance as per March 31	-	-
Lloyd Beteiligung GmbH		
Account balance as per April 1	33.937,02	33.937,02
Movements	-	-
	33.937,02	33.937,02
Provision in connection with insolvency	-33.937,02	-33.937,02
Account balance as per March 31	-	-

In view of regular insolvency proceedings ongoing at Lloyd Dynamowerke GmbH & Co. KG in Bremen (Germany) and by way of precaution the investment is fully provided for. The managing board has initiated several legal steps for the recovery of the investment.

Because Lloyd Beteiligung GmbH in Bremen (Germany) is a partner of Lloyd Dynamowerke GmbH & Co. KG and also by way of precaution the investment is fully provided for.

CURRENT ASSETS

3. Receivables

	03-31-2018	03-31-2017
	€	€
Trade debtors		
Debtors	90.655,59	-

A provision for doubtful debts is not necessary.

Loans and advancements to subsidiaries

Lloyd Dynamowerke GmbH & Co. KG, shareholders' loan	125.134,68	125.134,68
Lloyd Dynamowerke GmbH & Co. KG, accounts receivable	346.431,60	346.431,60
	471.566,28	471.566,28

Because of the insolvency proceedings ongoing at Lloyd Dynamowerke GmbH & Co. KG the company can not claim repayments on the shareholders' loan and the accounts receivable as agreed upon in previous years. Provisions are made in connection with this insolvency.

Lloyd Dynamowerke GmbH & Co. KG, shareholders' loan

	04-01-2017 till 03-31-2018	04-01-2016 till 03-31-2017
	€	€
Account balance as per April 1	625.673,41	625.673,41
	625.673,41	625.673,41
Provision in connection with insolvency	-500.538,73	-500.538,73
Account balance as per March 31	125.134,68	125.134,68

Lloyd Dynamowerke GmbH & Co. KG, accounts receivable

	04-01-2017 till 03-31-2018	04-01-2016 till 03-31-2017
	€	€
Account balance as per April 1	1.732.158,00	1.732.158,00
Movements	-	-
	1.732.158,00	1.732.158,00
Provision in connection with insolvency	-1.385.726,40	-1.385.726,40
Account balance as per March 31	346.431,60	346.431,60

	03-31-2018	03-31-2017
	€	€
Tax receivables		
Value Added Tax	664,20	1.842,00
Prepaid expenses		
Deposit rent	1.042,00	-
Miscellaneous	1.742,00	2.782,50
	2.784,00	2.782,50
4. Cash		
ING Bank N.V., current account	13.402,12	3.509,26
ING Bank N.V., savings account	389,70	389,31
	13.791,82	3.898,57

SEVENTY FIRST ANNUAL REPORT 2017-18

EQUITY AND LIABILITIES

5. Shareholders' equity

	03-31-2018	03-31-2017
	€	€
Issued and paid up share capital		
2,555 ordinary shares each of a nominal value of € 100	<u>260.200,00</u>	<u>255.500,00</u>

The authorised capital of the company amounts to € 390.000 consisting of 3.900 ordinary shares each of a nominal value of € 100.

In this financial year 47 shares were issued to Luxquisite Parkland Private Ltd. In the previous financial year 5 shares were issued.

	04-01-2017 till 03-31-2018	04-01-2016 till 03-31-2017
	€	€
Share premium		
Account balance as per April 1	30.777.243,55	30.720.243,49
Share premium paid by Luxquisite Parkland Private Ltd. on new issued shares	158.300,00	57.000,00
Account balance as per March 31	<u>30.935.543,55</u>	<u>30.777.243,49</u>
Other reserves		
Account balance as per April 1	-29.986.385,05	-29.798.543,35
Net result	-167.689,52	-187.841,70
Account balance as per March 31	<u>-30.154.074,57</u>	<u>-29.986.385,05</u>

6. Current liabilities

	03-31-2018	03-31-2017
	€	€
Accounts payable		
Accounts payable to creditors	<u>2.566,90</u>	<u>3.441,49</u>
Accruals and deferred liabilities		
Accruals		
Audit fee	4.000,00	4.000,00
Legal expenses, consultancy charges and tax matters	350,00	349,90
Accounts payable Kirloskar Electric Company Ltd.	97.270,00	-
Loan Kirsons Trading Pte Ltd. (Singapore)	68.606,01	187.939,52
	<u>170.226,01</u>	<u>192.289,42</u>

OFF BALANCE COMMITMENTS

Financial commitments for more than one year

Rental commitments real estate

The company has committed itself to obligations for renting office space. The total obligations amount to € 8.511 in total. The duration of this obligation is 15 months.

5 NOTES TO THE PROFIT AND LOSS ACCOUNT FOR THE PERIOD APRIL 1, 2017 TILL MARCH 31, 2018

	04-01-2017 till 03-31-2018 €	04-01-2016 till 03-31-2017 €
7. Turnover		
Sales	289.307,93	23.608,00
8. Cost price		
Goods and materials sold	276.899,01	21.300,00
These goods sold were purchased from Kirloskar Electric Company Ltd.		
Number of employees		
During the year 2016-2017 the company did not engage any employees.		
9. Depreciation costs		
Intangible fixed assets	127.000,00	127.000,00
Operating costs		
10. Housing expenses		
Office rent	4.689,00	-
Kitchen amenities	261,00	-
	4.950,00	-
11. General expenses		
Tax advise, VAT and corporate tax	18.117,83	5.891,33
Audit fee	4.000,00	4.000,00
Trust service costs	5.792,66	14.020,98
Professional charges	39.346,22	17.124,58
	67.256,71	41.036,89
	04-01-2017 till 03-31-2018 €	04-01-2016 till 03-31-2017 €
12. Financial result		
Interest income and related revenues		
Exchange gain loan from Kirsons Trading Pte Ltd. (Singapore)	19.749,56	-
Exchange gain debtors and creditors	6.149,36	-
Interest income	0,39	0,88
	25.899,31	0,88
Interest expenses and related expenses		
Interest loan from Kirsons Trading Pte Ltd. (Singapore)	-5.919,57	-9.797,61
Exchange loss loan from Kirsons Trading Pte Ltd. (Singapore)	-	-10.568,34
Exchange loss debtors and creditors	-	-158,08
Bankcharges	-871,47	-589,66
	- 6.791,04	-22.113,69

Amsterdam, May 25, 2018

Mr. Vijay R Kirloskar

K S Swapna Latha

Other information

INDEPENDENT AUDITOR'S REPORT

To: the shareholders of Kirsons B.V.

A. Report on the audit of the financial statements 2017-2018 included in the annual report

Our opinion

We have audited the financial statements for the year ended March 31, 2018 of Kirsons B.V., based in Schiphol (Netherlands).

In our opinion the accompanying financial statements give a true and fair view of the financial position of Kirsons B.V. as at March 31, 2018 and of its result for the period April 1, 2017 till March 31, 2018 in accordance with Part 9 of Book 2 of the Dutch Civil Code.

The financial statements comprise:

- 1 the balance sheet as at March 31, 2018;
- 2 the profit and loss account for the period April 1, 2017 till March 31, 2018; and
- 3 the notes comprising a summary of the accounting policies and other explanatory information.

Basic for our opinion

We conducted our audit in accordance with Dutch law, including the Dutch Standards on Auditing. Our responsibilities under those standards are further described in the "Our responsibilities for the audit of the financial statements" section of our report.

We are independent of Kirsons B.V. in accordance with the Wet toezicht accountants organisaties (Wta, Audit firms supervision act), the Verordeninginzake de onafhankelijkheid van accountants bij assurance-opdrachten (ViO, Code of Ethics for Professional Accountants, a regulation with respect to independence) and other relevant independence regulations in the Netherlands. Furthermore we have complied with the Verordeninggedrags- en beroepsregels accountants (VGBA, Dutch Code of Ethics).

We believe the audit evidence we have obtained is sufficient and appropriate to provide a basis for our opinion.

B. Report on the other information included in the annual report

In addition to the financial statements and our auditor's report thereon, the annual report contains other information that consists of other information as required by Part 9 of Book 2 of the Dutch Civil Code.

Based on the following procedures performed, we conclude that the other information contains the information as required by Part 9 of Book 2 of the Dutch Civil Code.

We have read the other information. Based on our knowledge and understanding obtained through our audit of the financial statements or otherwise, we have considered whether the other information contains material misstatements.

By performing these procedures, we comply with the requirements of Part 9 of Book 2 of the Dutch Civil Code and the Dutch Standard 720. The scope of the procedures performed is substantially less than the scope of those performed in our audit of the financial statements.

Management is responsible for the preparation of the management report in accordance with Part 9 of Book 2 of the Dutch Civil Code and other information as required by Part 9 of Book 2 of the Dutch Civil Code.

C. Description of responsibilities regarding the financial statements

Responsibilities of management for the financial statements

Management is responsible for the preparation and fair presentation of the financial statements in accordance with Part 9 of Book 2 of the Dutch Civil Code. Furthermore, management is responsible for such internal control as management determines is necessary to enable the preparation of the financial statements that are free from material misstatement, whether due to fraud or error.

As part of the preparation of the financial statements, management is responsible for assessing the company's ability to continue as a going concern. Based on the financial reporting framework mentioned, management should prepare the financial statements using the going concern basis of accounting unless management either intends to liquidate the company or to cease operations or has no realistic alternative but to do so.

Responsibilities for the audit of the financial statements

Our objective is to plan and perform the audit engagement in a manner that allows to obtain sufficient and appropriate audit evidence for our opinion.

Our audit had been performed with a high, but not absolute, level of assurance, which means we may not detect all material errors and fraud during our audit.

Misstatements can arise from fraud or error and are considered material if, individually or in the aggregate, they could reasonably be expected to influence the economic decisions of users taken on the basis of these financial statements. The materiality affects the nature, timing and extent of our audit procedures and the evaluation of the effect of identified misstatements on our opinion.

We have exercised professional judgment and have maintained professional skepticism throughout the audit, in accordance with Dutch Standards on Auditing, ethical requirements and independence requirements. Our audit included among others:

- identifying and accessing the risks of material misstatements of the financial statements, whether due to fraud or error, designing and performing audit procedures responsive to those risks, and obtaining audit evidence that is sufficient and appropriate to provide a basis for our opinion. The risk of not detecting a material misstatement resulting from fraud is higher than for one resulting from error, as fraud may involve collusion, forgery, intentional omissions, misrepresentations or the override of internal control;
- obtaining an understanding of internal control relevant to the audit in order to design audit procedures that are appropriate in the circumstances, but not for the purpose of expressing an opinion of the effectiveness of the company's internal control;
- evaluating the appropriateness of accounting policies used and the reasonableness of accounting estimates and related disclosures made by management;
- concluding on the appropriateness of management's use of the going concern basis of accounting, and based on the audit evidence obtained, whether a material uncertainty exists related to events or conditions that may cast significant doubt on the company's ability to continue as a going concern. If we conclude that a material uncertainty exists, we are required to draw attention in our auditor's report to the related disclosures in the financial statements or, if such disclosures are inadequate, to modify our opinion. Our conclusions are based on the audit evidence obtained up to the date of our auditor's report. However, future events or conditions may cause a company to cease to continue as a going concern;
- evaluating the overall presentation, structure and content of the financial statements, including the disclosures, and;
- evaluating whether the financial statements represent the underlying transactions and events in a manner that achieves fair presentation.

We communicate with the managing directors regarding, among other matters, the planned scope and timing of the audit and significant audit findings, including any significant findings in internal control that we identify during our audit.

Uitgeest, May 25, 2018

De Groene Accountant B.V.

Drs. G.C. Groen RA

2 Statutory rules concerning the appropriation of the profit

According to article 28 of the Articles of Association the appropriation of the profit is as follows:

1. The profit shall be at the free disposal of the general meeting of shareholders.
2. The company may only make distributions to the shareholders and others entitled to the profit susceptible of distribution in so far as the equity is greater than the paid-up and called part of the capital increased by the reserves that must be maintained by virtue of the law.
3. Distribution of profit shall be made after adoption of the annual accounts showing that it is permitted.
4. On shares acquired by the company in its own capital or at their depositary receipts no distribution shall be made for the benefit of the company. When the appropriation of profit is calculated, the shares on which no distribution is made in pursuance of the preceding paragraph shall not be counted.
5. In the meantime the company may only make distributions if the requirement of paragraph 2 has been fulfilled.
6. The general meeting of shareholders may resolve that dividends will be paid out entirely or partly in another form than money.
7. Out of the reserves prescribed by the law a deficit may only be paid in so far as the law permits this.
8. Dividends must be made payable one month after declaration, unless the general meeting of shareholders sets another time.
9. Claims on dividend shall lapse on expiry of five years after the start of the day following the one on which they became claimable.

3 Processing of the loss for the financial year 2017-2018

According to Dutch legislation the loss of the current period amounting to € 167.939,52 has to be deducted from the other reserves. This deduction has already been accounted for in these financial statements.

NOTICE OF 71ST ANNUAL GENERAL MEETING

NOTICE is hereby given that the **SEVENTY FIRST ANNUAL GENERAL MEETING (“AGM”)** of the members of KIRLOSKAR ELECTRIC COMPANY LIMITED will be held on Friday on 21st day of September, 2018 at Hotel Royal Orchid, #1, Golf Avenue, Adjoining KGA Golf Course, HAL Airport Road, Kodihalli, Bangalore 560008, at 10.00 A.M. to transact the following business :

ORDINARY BUSINESS

1. To receive, consider and adopt the Audited financial statement along with the Audited consolidated financial statement of the company for the year ended March 31, 2018 together with the reports of the Board of directors and auditors thereon and in this regard, pass the following resolution as **Ordinary Resolution:**

(a) **“RESOLVED THAT** the audited financial statement of the company for the financial year ended March 31, 2018 and the reports of the Board of directors and auditors thereon laid before this meeting, be and hereby considered and adopted.”

(b) **“RESOLVED THAT** the audited consolidated financial statement of the company for the financial year ended March 31, 2018 and the report of the auditors thereon as laid before this meeting, be and hereby considered and adopted.”

2. To consider and, if thought fit, to pass with or without modification(s), the following resolution as a **Ordinary Resolution:**

“RESOLVED THAT Mrs. Meena Kirloskar (DIN: 00286774), who retires by rotation pursuant to the provisions of Section 152 and other applicable provisions of the Companies Act, 2013, is hereby reappointed as a director liable to retire by rotation.”

SPECIAL BUSINESS

3. To consider and, if thought fit, to pass with or without modification(s), the following Resolution as **Ordinary Resolution:**

“RESOLVED THAT pursuant to the provisions of Section 143(8) and other applicable provisions of the Companies Act, 2013 and the Companies (Audit and Auditors) Rules, 2014, as amended from time to time, M/s. Sundar and Associates (AF no. 1172), Chartered Accountants, Malaysia, be and are hereby re-appointed as the auditor for conducting audit of sales office at Kuala Lumpur and to hold the office from the conclusion of this annual general meeting until the conclusion of next annual general meeting of the company and the Board of directors be and is hereby authorized to fix their remuneration.

RESOLVED FURTHER THAT the Board is hereby empowered to do all such acts and take all such steps as may be necessary, expedient or proper to give effect to foregoing resolution,”

4. To consider and, if thought fit, to pass with or without modification(s), the following Resolution as **Ordinary Resolution:**

“RESOLVED THAT pursuant to provisions of Section 148 and all other applicable provisions of the Companies Act, 2013 (Act) and the Companies (Audit and Auditors) Rules, 2014, M/s. Rao, Murthy & Associates (Firm regn no.000065), Cost Accountant, were appointed by the Board on the recommendation of the Audit Committee of the company, to conduct the audit of the cost records of the company for the financial year ending March 31, 2018, be paid the remuneration as set out in the Statement annexed to the notice convening this meeting;

RESOLVED FURTHER THAT the Board of directors and the Company Secretary of the company be and are hereby authorized to perform all such acts and take all such steps as may be necessary, proper or expedient to give effect to this resolution’

5. To consider and, if thought fit, to pass with or without modification(s), the following Resolution as a **Special Resolution:**

“RESOLVED THAT pursuant to the provisions of Section 186 and any other applicable provisions of the Companies Act, 2013 (“the Act”) and Rules made thereunder, the consent of members be and is hereby accorded to the Board of directors of the company to give loans / to invest in shares, debentures and securities etc., to give corporate guarantees, on behalf of the company, up to a sum not exceeding Rs. 500 millions (Rupees five hundred millions only) in aggregate in Joint Ventures, subsidiaries or any other associate companies/ body corporate / SPVs / JVs or other form of entity / entities which the company may be required to form or acquire or as may be approved by the Board of directors, from time to time, and as they may deem fit, notwithstanding the fact that the said loans/ investments/ guarantees together with the loans / investments / guarantees already made/ provided may exceed 60% of its paid up share capital, free reserves or 100% of its free reserves, whichever is more.

“RESOLVED FURTHER THAT the Board of directors of the company (including any Committee thereof) be and is hereby authorized to do all such acts, deeds and things as may be appropriate and necessary in the best interest of the company and its shareholders for the purpose of making loans/ investments/ giving

guarantees etc., on behalf of the company, from time to time or may authorize the officials of the company to give effect to the foregoing resolution.”

6. To consider and if thought fit, to pass with or without modification(s), the following resolution as a Special Resolution:

“RESOLVED THAT pursuant to the applicable provisions if any, of Companies Act, 2013, Regulation 24 of Securities and Exchange Board of India (Listing Obligations and Disclosure Requirements) Regulations, 2015, the Memorandum and Articles of Association of the company and subject to such other requisite approvals, consents, permissions and sanctions as may be required, the consent of the members be and is hereby accorded to the Board of directors of the company (hereinafter referred to as ‘Board’, which term shall be deemed to include, unless the context otherwise requires, any committee of the Board or any director/s or officer/s authorised by the Board to exercise the powers conferred on the Board under this resolution) to divest by way of sale, transfer, lease, assign or hiving off, dispose off or otherwise transfer to strategic partner / investor / special purpose vehicle company (SPV) or to any third party either the entire investment or any substantial part thereof, in one or more of its subsidiary / subsidiaries or dispose of the assets of any of the subsidiary / subsidiaries with other integrated facilities and immovable / movable properties, if any, attached thereto, with or without associated liabilities, in one or more tranches, at such price and on such terms and conditions as may be decided by the Board and in such manner as the Board deems appropriate as well as the means, methods or modes including the receipt of consideration thereof.

RESOLVED FURTHER THAT the Board of directors and the Company Secretary of the company be and are hereby severally authorised to finalise and execute the required transactional documents including but not limited to Agreement(s) for sale, lease, license, transfer, declarations, undertakings, forms, letters and such other documents with such modification/s as may be required from time to time and to do and perform or cause to be done all such acts, deeds, matters and things, as may be required or deemed necessary and/or expedient in their discretion, to settle any questions, difficulties, doubts that may arise in this regard, as they may in their absolute discretion deem fit and finalise all issues as may be deemed necessary or expedient in their own discretion and in the best interest of the company to give effect to the resolution for completion of the transaction, without being required to seek any further consent or approval of the shareholders and to delegate all or any of the powers or authorities herein conferred to any director/s or other officer/s of the company, or to engage any advisor, consultant, agent or intermediary, as may be deemed necessary.

RESOLVED FURTHER THAT all acts, deeds, matters and things, either verbal or written or otherwise, already done by the company and / or any of its directors and / or officers and / or representatives for and in the name of the company in this regard be and the same are hereby noted, ratified and approved.”

By the order of the Board of directors
for **Kirloskar Electric Company Limited**

K S Swapna Latha

Place: Hubli
Date: 08-08-2018

Sr. General Manager (Legal)
& Company Secretary

NOTES:

- (a) The Explanatory Statement pursuant to Section 102 of the Companies Act, 2013, relating to Special Business is annexed hereto.
- (b) A MEMBER ENTITLED TO ATTEND AND VOTE AT THE AGM IS ENTITLED TO APPOINT A PROXY / PROXIES TO ATTEND AND VOTE INSTEAD OF HIMSELF/HERSELF. SUCH A PROXY/ PROXIES NEED NOT BE A MEMBER OF THE COMPANY. The proxy form duly completed and signed should be deposited at the corporate office not later than 48 hours before the commencement of the AGM. A person can act as a proxy on behalf of members not exceeding fifty (50) and holding in aggregate not more than ten percent of the total share capital of the company. A member holding more than ten percent of the total share capital of the company carrying voting rights may appoint a single person as a proxy and such person shall not act as a proxy of any other person or member.
- A proxy form is attached herewith. Proxies submitted on behalf of companies, societies etc., must be supported by an appropriate resolution/authority, as applicable.
- (c) During the period beginning 24 hours before the time fixed for the commencement of the AGM and ending with the conclusion of the AGM, a member would be entitled to inspect the proxies lodged at any time during the business hours of the company, provided that not less than three days of notice in writing is given to the company.
- (d) Corporate members intending to send their authorized representatives to attend the AGM are requested to send to the company a certified copy of the Board resolution authorizing their representatives to attend and vote on their behalf at the AGM.

SEVENTY FIRST ANNUAL REPORT 2017-18

- (e) In case of joint members attending the AGM, only such joint holder who is higher in the order of names will be entitled to vote (if cast at the AGM).
- (f) For the purpose of AGM, the share transfer books and Register of Members of the company will remain closed from September 15, 2018 to September 21, 2018 (both the days inclusive).
- (g) Documents relating to any of the items mentioned in the Notice and the Explanatory Statement thereto are open for inspection at the registered office of the company on any working day during business hours.
- (h) Members requiring information on the accounts and operations of the company are requested to write to as to reach the company at least seven days before the date of the AGM to enable the company to furnish the information.
- (i) Members holding share(s) either singly or jointly in identical order in more than one folio are requested to write to the company enclosing the share certificates to enable the company to consolidate their holdings in one folio.
- (j) Members holding shares in physical form are requested to notify any change of their addresses timely to the company's Registrar and Share Transfer Agent ("RTA"), i.e., M/s. Integrated Registry Management Services Private Limited, No. 30, Ramana Residency, 4th Cross, Sampige Road Malleswaram, Bangalore – 560003. Members holding shares in the electronic form are advised to notify any change in their address to the concerned depository participants.
- (k) **To support 'Green Initiative', members who have not registered their e-mail addresses so far, are requested to register their e-mail address for receiving all communication including Annual Report, Notices, Circulars, etc. from the company electronically.**
- (l) Members desirous of making a nomination in respect of their shareholdings in the company, as permitted under Section 72 of the Companies Act, 2013, are requested to submit the prescribed Form No SH.13 duly completed to the secretarial department of the company.
- (m) The Securities and Exchange Board of India (SEBI) has mandated the submission of Permanent Account Number (PAN) by every participant in securities market. Members holding shares in electronic form are, therefore, requested to submit the PAN to their Depository Participants with whom they are maintaining their DEMAT accounts. Members holding shares in physical form can submit their PAN details to the company.
- (n) Electronic copy of the Annual Report for the year ended March 31, 2018 and Notice of the AGM are being sent to all the members whose email IDs are registered with the company / Depository Participants(s) for communication purposes unless any member has requested for a hard copy of the same. For members who have not registered their email address, physical copies of the Annual Report for the year ended March 31, 2018 are being sent in the permitted mode. A copy of the notice of the AGM and annual report are also available for download from the website of the company at www.kirloskar-electric.com
- (o) The physical copies of the annual report for the year ended March 31, 2018 and Notice of the AGM will also be available at the company's Registered Office in Bangalore for inspection on any working day during business hours. Even after registering for e-communication, members are entitled to receive such communication in physical form, upon making a request, by post free of cost. For any communication, the members may also send requests to the company's investor email id: investors@kirloskarelectric.com
- (p) Voting through electronic means
In compliance with the provisions of section 108 of the Companies Act, 2013, Rule 20 of Companies (Management and Administration) Rules, 2014, as substituted by the Companies (Management and Administration) Amendment Rules, 2015 and Regulation 44 of the SEBI (Listing Obligations and Disclosures Requirements) Regulations, 2015, the company has provided a facility to its members to exercise their votes electronically through e - voting service arranged through Central Depository Services (India) Limited ("CDSL"). The facility to cast votes through ballot papers will also be made available at the AGM and members attending personally or through proxy, who have not cast/ exercised their rights to vote by remote evoting shall be able to exercise their right to vote at the AGM. Members who have cast their votes through remote evoting prior to the AGM may attend the AGM but shall not be entitled to cast their votes. The instructions for remote evoting are provided herein.
Mr. Karthick V, Practicing Company Secretary (ACS No.11910 / PCS No. 4680), has been appointed as scrutinizer the purpose of voting.
- (q) **Procedures for e-voting are as under:**
- (i) The voting period will begin on Tuesday, September 18, 2018 (from 9.00 A.M) and will end on Thursday, September 20, 2018 (at 5.00 P.M). During this period members of the company, holding shares either in physical form or in dematerialized form, as on the cut-off date, may cast their vote electronically. The e-voting module shall be disabled by CDSL for voting thereafter.

- (ii) The cut-off date for e-voting facility is September 14, 2018 and members whose names appear in the register of members shall be entitled to avail the service. Any person who becomes a member of the company after of the notice of the AGM and holding shares as on the cut-off date is requested to contact company's RTA to get the details relating to his/her user-id and password. Members may call the RTA through telephone number +91-80-23460815-818 or send an email request to irg@integratedindia.in.
- (iii) The members should log on to the e-voting website www.evotingindia.com during the voting period
- (iv) Click on "Shareholders / Members" tab.
- (v) Enter your User ID
 - a. For CDSL: 16 digits beneficiary ID,
 - b. For NSDL: 8 Character DP ID followed by 8 Digits Client ID,
 - c. Members holding shares in Physical Form should enter Folio Number registered with the company.
- (vi) Next enter the Image Verification as displayed and Click on Login.
- (vii) If you are holding shares in DEMAT form and had logged on to www.evotingindia.com and voted on an earlier voting of any company, then your existing password is to be used.
- (viii) If you are a first time user follow the steps given below:

For Members holding shares in DEMAT Form and Physical Form	
PAN*	Enter your 10 digit alpha-numeric *PAN issued by Income Tax Department (Applicable for both DEMAT members as well as physical members) <ul style="list-style-type: none"> • Members who have not updated their PAN with the Company/Depository Participant are requested to use the first two letters of their name and the last 8 digits of the DEMAT account/folio number in the PAN Field. • In case the folio number is less than 8 digits enter the applicable number of 0's before the number after the first two characters of the name in CAPITAL letters. Eg. If your name is Ramesh Kumar with folio number 100 then enter RA00000100 in the PAN Field.
DOB#	Enter the Date of Birth as recorded in your DEMAT account or in the company records for the said DEMAT account or folio in dd/mm/yyyy format.

- (ix) After entering these details appropriately, click on "SUBMIT" tab.
- (x) Members holding shares in physical form will then directly reach the company selection screen. However, members holding shares in DEMAT form will now reach 'Password Creation' menu wherein they are required to mandatorily enter their login password in the new password field. Kindly note that this password is to be also used by the DEMAT holders for voting for resolutions of any other company on which they are eligible to vote, provided that company opts for e-voting through CDSL platform. It is strongly recommended not to share your password with any other person and take utmost care to keep your password confidential.
- (xi) For Members holding shares in physical form, the details can be used only for e-voting on the resolutions contained in this Notice.
- (xii) Click on the EVSN of KIRLOSKAR ELECTRIC COMPANY LIMITED on which you choose to vote.
- (xiii) On the voting page, you will see "RESOLUTION DESCRIPTION" and against the same the option "YES/NO" for voting. Select the option YES or NO as desired. The option YES implies that you assent to the Resolution and option NO implies that you dissent to the Resolution.
- (xiv) Click on the "RESOLUTIONS FILE LINK" if you wish to view the entire Resolution details.
- (xv) After selecting the resolution you have decided to vote on, click on "SUBMIT". A confirmation box will be displayed. If you wish to confirm your vote, click on "OK", else to change your vote, click on "CANCEL" and accordingly modify your vote.
- (xvi) Once you "CONFIRM" your vote on the resolution, you will not be allowed to modify your vote.

SEVENTY FIRST ANNUAL REPORT 2017-18

- (xvii) You can also take out print of the voting done by you by clicking on “Click here to print” option on the Voting page.
- (xviii) If DEMAT account holder has forgotten the same password then Enter the User ID and the image verification code and click on Forgot Password & enter the details as prompted by the system.
- (xix) Members can also cast their vote using CDSL's mobile app m-Voting available for android based mobiles. The m-Voting app can be downloaded from Google Play Store. Apple and Windows phone users can download the app from the App Store and the Windows Phone Store respectively. Please follow the instructions as prompted by the mobile app while voting on your mobile.
- (xx) Note for Institutional Members(Non Individual and Custodians)
- Institutional members (i.e. other than Individuals, HUF, NRI etc.) are required to log on to <https://www.evotingindia.com> and register themselves as Corporates.
 - A scanned copy of the Registration Form bearing the stamp and sign of the entity should be emailed to helpdesk.evoting@cdslindia.com
 - After receiving the login details they have to create compliance user should be created using the admin login and password. The Compliance user would be able to link the account(s) for which they wish to vote on.
 - The list of accounts should be mailed to helpdesk.evoting@cdslindia.com and on approval of the accounts they would be able to cast their vote.
 - A scanned copy of the Board Resolution and Power of Attorney (POA) which they have issued in favour of the Custodian, if any, should be uploaded in PDF format in the system for the scrutinizer to verify the same.
- (xxi) In case you have any queries or issues regarding e-voting, you may refer the Frequently Asked Questions (“FAQs”) and e-voting manual available at www.evotingindia.com under help section or write an email to helpdesk.evoting@cdslindia.com.
- (xxii) The results of the e-voting along with the scrutinizer's report shall be placed in the company's website www.kirloskar-electric.com and on the website of CDSL within Forty Eight hours of the conclusion of AGM. The results will also be communicated to the stock exchanges where the shares of the company are listed.
- (r) Information about directors seeking appointment / reappointment given in the **annexure** appended hereto and forms part of this report.

By the order of the Board of directors
for **Kirloskar Electric Company Limited**

Place: Hubli
Date: 08-08-2018

K S Swapna Latha
**Sr. General Manager (Legal) &
Company Secretary**

Statement pursuant to Section 102 of the Companies Act, 2013.

The following statement sets out all material facts relating to the special business mentioned in the notice:

Item No.3:

Appointment of Branch Auditor

The company has sales office at Kuala Lumpur, Malaysia and it is necessary to appoint branch auditors for carrying out the audit of the accounts of such branches. In this regard the consent of the M/s. Sundar and Associates, Chartered Accountants, Malaysia is obtained to act as branch auditor. The members are requested to appoint the said firm as branch auditors of the company and to authorize the Board of directors of the company and fix their remuneration.

The Board recommends the ordinary resolution set out at item no. 3 of the notice for approval of the members.

None of the directors, key managerial personnel or their relatives is concerned or interested in the resolution set forth under item no. 3

Item no. 4:

Approval of the remuneration to cost auditor

The Board, based on the recommendation of the Audit Committee had approved the appointment of M/s. Rao, Murthy & associates Cost Auditors at remuneration of ₹ 3,50,000/- (Rupees three lakhs fifty thousand only) to conduct the audit of the cost records of the company for the financial year ended March 31, 2018. In accordance with the provisions of the

Section 148 of the Act read with the Companies (Audit & Auditors) Rules, 2014, the remuneration payable to the Cost Auditors has to be ratified by the members of the company.

Therefore, Board recommends the ordinary resolution set out at item no. 4 of the notice for approval of the members.

None of the directors, key managerial personnel or their relatives is concerned or interested in the resolution set forth under item no. 4.

Item no. 5:

Approval of the limits for the Loans, Guarantees and Investment by the company as per Section 186 of the Companies Act, 2013

As part of requirement under various contracts of the company and also to achieve long term strategic and business objectives, company proposes to invest in other bodies corporate or grant loans, give corporate guarantees or provide securities to other persons or other body corporate as and when required. Pursuant to the provisions of section 186(3) of the Companies Act, 2013 and rules made there under, the company needs to obtain prior approval of shareholders / members by way of special resolution passed at the general meeting in case the amount of investment, loan, guarantee or security proposed to be made is more than sixty percent of the paid up share capital, free reserves and securities premium account or one hundred percent of free reserves and securities premium account, whichever is higher. Accordingly, the Board of directors of the company proposes to seek approval of shareholders by way of special resolution to authorize the Board to exercise powers for an amount not exceeding Rs. 500 million (Rupees five Hundred million only) outstanding at any time not withstanding that such investments, outstanding loans given or to be given and guarantees and security provided are in excess of the limits prescribed under Section 186 of the Companies Act, 2013.

Therefore, Board recommends the special resolution set out at item no. 5 of the notice for approval of the members.

None of the directors, key managerial personnel or their relatives is concerned or interested in the resolution set forth under item no. 5.

Item no. 6:

Approval for disposal of shares held in Subsidiaries/assets held by Subsidiaries

The shareholder of the company has accorded at the extraordinary general meeting of the company held on June 30, 2015 has approved proposal for reorganization of working capital facilities by banks. As a part of the said proposal, the company has transferred its assets noncore, non manufacturing business properties to Special purpose Vehicles (SPVs) along with certain liabilities and these SPVs will dispose-off these properties over a period of these properties over a period of 36 months and proceeds will be used to repay liabilities of the bank which will be monitored by banks.

In terms of regulation 24 of the Securities and Exchange Board of India (Listing Obligations and Disclosure Requirements) Regulations, 2015, shareholders' approval by passing a special resolution is required to give effect to this sale of its material subsidiary.

Regulation 24(5) of SEBI (LODR) Regulations, 2015 provides that no company shall dispose of shares in its material Subsidiary which would reduce its shareholding (either on its own or together with other subsidiaries) to less than fifty percent or cease the exercise of control over the subsidiary without passing a special resolution in its general meeting, except in cases where such divestment is made under a scheme of arrangement duly approved by a Court / Tribunal.

Further, Regulation 24(6) of SEBI (LODR) Regulations, 2015 provides that no company shall sell, dispose of assets amounting to more than twenty percent of the assets of the material subsidiary on an aggregate basis during a financial year without passing a special resolution in its general meeting except in cases where such divestment is made under a scheme of arrangement duly approved by a Court / Tribunal.

The proposed resolution seeks to deal with any of the following subsidiaries of the company, namely, KELBUZZ Trading Private Limited, Luxquisite Parkland Private Limited SLPKG Estate Holdings Private Limited, SKG Terra Promenade Private Limited, SWAKI HABITAT Private Limited, KESVIK Developers Private Limited, Kirsons B.V

The company is intending divest those noncore, non manufacturing business properties either through sale holding or through sale divest by way of sale, transfer, lease, assign or hiving off, dispose off or otherwise transfer to person(s) and/or entity(ies) as may be determined by the Board including finalization of the suitable purchaser(s) as the case may be, the terms and conditions, methods and modes in respect thereof, determining the exact effective date, and finalizing and executing and registering the necessary documents including agreements, share purchase agreement, sale deed, and irrevocable powers of attorney etc. and such other documents in the best interest of the company

Therefore, Board recommends the special resolution set out at item no. 6 of the notice for approval of the members.

None of the directors, key managerial personnel or their relatives is concerned or interested in the resolution set forth under item no. 6.

SEVENTY FIRST ANNUAL REPORT 2017-18

Information about directors seeking appointment / reappointment

Annexure

Name of director	Mrs. Meena Kirloskar
Age	61 years
Date of appointment	31-07-2009
Relationship with other directors / KMP	Ms. Meena Kirloskar is spouse of Mr. Vijay R Kirloskar, Executive Chairman of the company.
Qualification & experience	Mrs. Meena Kirloskar has more than two decades of experience in the field of business management and has been with your Company since 2009.
Directorship in other listed companies	Mrs. Meena Kirloskar is a director in the following companies a. Ravindu Motors Private Limited b. Vijay Farms Private Limited c. Vijay Kirti Investments and Agencies Private Limited d. Vijayajyothi Investments and Agencies Private Limited e. Vimraj Investments Private Limited f. Sri Vijayadurga Investments And Agencies Private Limited g. Abhiman Trading Company Private Limited
Shareholding in the company	184,514
Chairperson of committees	Nil
Member of committees	a. Nomination and Remuneration Committee. b. Executive Committee

KIRLOSKAR ELECTRIC COMPANY LIMITED
Registered Office: Industrial Suburb, Rajajinagar, Bangalore - 560 010
Tel: +91 80-23374865; Fax: +91 80-23377706
Web: www.kirloskar-electric.com; CIN: L31100KA1946PLC000415



ATTENDANCE SLIP
71st ANNUAL GENERAL MEETING

Please complete this attendance slip and hand it over at entrance of the Meeting Hall.

DP ID CLIENT ID: _____

FOLIO No. _____

No. of shares: _____

Name & Address of the shareholder: _____

I / we hereby record my / our presence at the 71st Annual General Meeting ("AGM") to be held on Friday, the 21st day of September 2018 at Hotel Royal Orchid, #1, Golf Avenue, Adjoining KGA Golf Course, HAL Airport Road, Kodihalli, Bangalore 560 008 (PIN), at 10:00 a.m.

To facilitate members, registration of attendance will commence at 9:00 a.m. on September 21, 2018

KIRLOSKAR ELECTRIC COMPANY LIMITED
Registered Office: Industrial Suburb, Rajajinagar, Bangalore - 560 010
Tel: +91 80-23374865; Fax: +91 80-23377706
Web: www.kirloskar-electric.com; CIN: L31100KA1946PLC000415



FORM NO.MGT -11

Pursuant to section 105(6) of the Companies Act, 2013 and Rule 19(3) of the Companies (Management and Administration) Rules, 2014

Name of the member(s)

Email Id:

Registered address:

Folio no. / Client ID:

DP ID:

I/We, being the member(s) of.....shares of the above named company, hereby appoint

(1) Name:

Address:

E-mail Id:Signature: or failing him;

(2) Name:

Address:

E-mail Id:Signature: or failing him;

(3) Name:
 Address:
 E-mail Id: Signature: or failing him;

SI. No	Agenda Item	I, Assent to the Resolution	I, Dissent from the Resolution
	ORDINARY BUSINESS		
1.	Adoption of audited financial statements along with audited consolidated financial statements of the company for the year ended March 31, 2018.		
2.	Appointment of Mrs. Meena Kirloskar as a director liable to retire by rotation.		
	SPECIAL BUSINESS		
3.	Appointment of Branch Auditors		
4.	Approval to the remuneration of the cost auditors		
5.	Approval of the limits for the Loans, Guarantees and Investment		
6.	Approval for disposal of shares held in Subsidiaries/assets held by Subsidiaries		

Signed this.....day of.....2018

Affix Re. 1-00 Revenue Stamp

Signature of member

Signature of Proxy holder(s)

Note:

1. This form of proxy in order to be effective should be duly completed and deposited at the Registered Office of the company, not less than 48 hours before the commencement of the meeting.
2. A proxy need not be a member of the company and shall prove his identity at the time of attending the meeting.
3. For the resolutions, explanatory statement and notes please refer to notice of the 71st Annual General Meeting.
4. Please complete all details including details of member(s) in above box before submission
5. * It is optional to put a "X" in the appropriate column against the resolutions indicated in the box. If you leave the "for" or "against" column blank against any or all resolutions, your proxy will entitle to vote in the manner as he / she thinks appropriate.
6. A person can act as proxy on behalf of members not exceeding fifty (50) and holding in the aggregate not more than ten percent of the total share capital of the company. The instrument appointing proxy should, however, be deposited at the registered office of the company not less than forty eight hours before the commencement of the meeting. Corporate members intending to send their authorised representatives to attend the meeting are requested to send to the company a certified true copy of the Board resolution authorizing their representative to attend and vote on their behalf at the meeting.
7. Appointing a proxy does not prevent a member from attending the meeting in person if he / she so wishes. When a member appoints a proxy and both the member and proxy attend the meeting, the proxy will stand automatically revoked.
8. In case of joint holders, the signature of any one holder will be sufficient, but names of all joint holders should be stated.
9. This form of proxy shall be signed by the appointer or his attorney duly authorised in writing or, if the appointer is a body corporate, be under its seal or be signed by an officer or an attorney duly authorised by it.
10. Undated proxy form will not be considered valid

ANNEXURE I

Statement on Impact of Audit Qualifications (for audit report with modified opinion) submitted along-with Annual Audited Financial Results - (Standalone)

Statement on Impact of Audit Qualifications for the Financial Year ended March 31, 2018 [See Regulation 33 / 52 of the SEBI (LODR) (Amendment) Regulations, 2016]				
I.	Sl. No.	Particulars	Audited Figures (as reported before adjusting for qualifications) (Rs. in Lakhs)	Adjusted Figures (audited figures after adjusting for qualifications) (Rs. in Lakhs)
	1.	Turnover / Total income	39,454	39,454
	2.	Total Expenditure	47,137	47,137
	3.	Net Profit/(Loss)	(7,683)	(7,683)
	4.	Earnings Per Share	(11.57)	(11.57)
	5.	Total Assets	75,934	75,934
	6.	Total Liabilities	55,617	55,617
	7.	Net Worth	20,317	20,317
	8.	Any other financial item(s) (as felt appropriate by the management)	Nil	Nil
II.	<p><u>Audit Qualification (each audit qualification separately):</u></p> <p>a. Details of Audit Qualification: Attention of the Directors is invited to note 6 to the audited financial results regarding amounts due to the Company from certain subsidiaries towards part consideration receivable on sale and assignment of certain immovable properties, receivables, interest charged and expenses reimbursed. We have relied on the management's representations that it is confident of realization of amounts due to the said subsidiaries aggregating to Rs.14,516.72 lakhs (Rs.13,504.63 lakhs as at March 31, 2017) against which provision is recognized for an amount of Rs.2,970.77 lakhs. Pending disposals/realization of assets by the subsidiaries, shortfall in realization of the amount outstanding (net of provision), if any, could not be ascertained.</p> <p>b. Type of Audit Qualification : Qualified Opinion</p> <p>c. Frequency of qualification: Repetitive</p> <p>d. For Audit Qualification(s) where the impact is quantified by the auditor, Management's Views: Not Applicable</p> <p>e. For Audit Qualification(s) where the impact is not quantified by the auditor:</p> <p>(i) Management's estimation on the impact of audit qualification: These subsidiaries are taking active steps to repay the dues of the Company, from collection of book debts assigned and from disposal of immovable properties transferred apart from debts transferred as referred above. The board of directors are confident of realisation of the entire amounts due from the said subsidiaries as we are sure or realizing much more amount from the sale of immovable properties.</p>			

(ii) If management is unable to estimate the impact, reasons for the same:


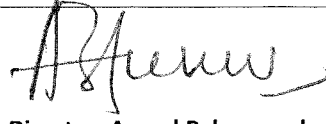
Same as Above comment.

(iii) Auditors' Comments on (i) or (ii) above:

Same as Above in Point a

III. Signatories:

• CEO/Managing Director: Anand Balaramacharya Hunnur




• CFO: Sanjeev Kumar S



• Audit Committee Chairman: Kamlesh Gandhi



• Statutory Auditor: A.Umesh Patwardhan, Mem. No.222945
Ashok Kumar, Prabhashankar & Co.,
Chartered Accountants
Firm Regn. No.0004982S



Place: Bengaluru

Date: May 28, 2018

ANNEXURE I

Statement on Impact of Audit Qualifications (for audit report with modified opinion) submitted along-with Annual Audited Financial Results - (Consolidated)

Statement on Impact of Audit Qualifications for the Financial Year ended March 31, 2018 [See Regulation 33 / 52 of the SEBI (LODR) (Amendment) Regulations, 2016]				
I.	Sl. No.	Particulars	Audited Figures (as reported before adjusting for qualifications) (Rs. in Lakhs)	Adjusted Figures (audited figures after adjusting for qualifications) (Rs. in Lakhs)
	1.	Turnover / Total income	38,595	38,595
	2.	Total Expenditure	47,309	47,309
	3.	Net Profit/(Loss)	(8,714)	(8,714)
	4.	Earnings Per Share	(13.12)	(13.12)
	5.	Total Assets	61,370	61,370
	6.	Total Liabilities	62,831	62,831
	7.	Net Worth	(1,461)	(1,461)
	8.	Any other financial item(s) (as felt appropriate by the management)	Nil	Nil
II.	Audit Qualification (each audit qualification separately):			
	b.	<p>Details of Audit Qualification:</p> <p>Attention of the Directors is invited to note 7(a) to the audited financial results regarding trade receivables/book debts exceeding two years and considered good by the management estimated at Rs.2,798 lakhs. The relevant accounts are subject to adjustments, if required after management completes review, reconciliation and identification of further doubtful debts. We are unable to express an independent opinion on the extent of shortfall in the recovery of the same.</p>		
	b.	Type of Audit Qualification : Qualified Opinion		
	c.	Frequency of qualification: Repetitive		
	d.	For Audit Qualification(s) where the impact is quantified by the auditor, Management's Views: Not Applicable		
	e.	For Audit Qualification(s) where the impact is not quantified by the auditor:		
		(iv) Management's estimation on the impact of audit qualification:		
		The Company is in the process of completing the review and reconciliation of receivables/book		

debts and in our opinion any further provision required will not have material impact on the financial results of the Company and we are confident of realizing the book debts.

(v) **If management is unable to estimate the impact, reasons for the same:**

Same as Above comment.

(vi) **Auditors' Comments on (i) or (ii) above:**

Same as Above in Point a

III.

Signatories:

• CEO/Managing Director: Anand Balaramacharya Hunnur

• CFO: Sanjeev Kumar S



• Audit Committee Chairman: Kamlesh Gandhi

• Statutory Auditor: A.Umesh Patwardhan, Mem. No.222945

Ashok Kumar, Prabhashankar & Co.,

Chartered Accountants

Firm Regn. No.0004982S



Place: Bengaluru

Date: May 28, 2018