

Blue Dart Center, Sahar Airport Road,
Andheri (East), Mumbai - 400 099, India
Tel.: 2839 6444
Fax: 2824 4131
CIN : L61074MH1991PLC061074
www.bluedart.com
communications@bluedart.com

July 31, 2017

To,
BSE Limited
Phiroze Jeejeebhoy Towers,
Dalal Street, Fort
Mumbai – 400 001
Scrip Code - 526612

To,
National Stock Exchange of India Ltd
Exchange Plaza, C-1, Block G
Bandra Kurla Complex, Bandra East,
Mumbai – 400 051
NSE Symbol - BLUEDART

Sub: Annual Report

Dear Sirs,

Pursuant to Regulation 34 of SEBI (Listing Obligations and Disclosure Requirements) Regulations, 2015, enclosed please find Annual Report of the Company for the year ended March 31, 2017 which was adopted by the Shareholders at the Annual General Meeting of the Company held on July 27, 2017.

Kindly take the same on record.

Thanking you,

Yours faithfully,
For **Blue Dart Express Limited**


Tushar Gunderia
Company Secretary &
Head-Legal & Compliance



Encl: a/a

BLUE DART

26th ANNUAL REPORT

2 0 1 6 - 2 0 1 7



I  MY BLUE DART



We at Blue Dart are true Go-getters and have the attitude and skills to drive our business success based on



EXCELLENT CUSTOMER FOCUS



QUALITY LEADERSHIP



INNOVATION



COST EFFECTIVENESS



I MY BLUE DART



BLUE DART EXPRESS LIMITED

| | |
|--|-----|
| Our Vision | 03 |
| Guiding Principles | 04 |
| Board of Directors & Key Managerial Personnel | 06 |
| Executive Management | 07 |
| Chairman's Statement | 08 |
| Financial Summary | 10 |
| Awards & Accolades | 14 |
| Sustainability at Blue Dart | 16 |
| Business Responsibility Report | 20 |
| Directors' Report | 36 |
| Corporate Governance Report | 73 |
| Auditors' Certificate on Corporate Governance Report | 93 |
| Management Discussion and Analysis | 94 |
| CEO and CFO Certification and Declaration regarding Blue Dart Code of Conduct | 101 |
| Auditors' Report | 102 |
| Balance Sheet | 108 |
| Profit and Loss Account | 109 |
| Cash Flow Statement | 110 |
| Schedules | 113 |

BLUE DART AVIATION LIMITED

| | |
|-------------------------------|-----|
| Board of Directors | 153 |
| Directors' Report | 154 |
| Auditors' Report | 170 |
| Balance Sheet | 176 |
| Profit and Loss Account | 177 |
| Cash Flow Statement | 178 |
| Schedules | 181 |

CONCORDE AIR LOGISTICS LIMITED

| | |
|-------------------------------|-----|
| Board of Directors | 219 |
| Directors' Report | 220 |
| Auditors' Report | 229 |
| Balance Sheet | 234 |
| Profit and Loss Account | 235 |
| Cash Flow Statement | 236 |
| Schedules | 238 |

CONSOLIDATED ACCOUNTS

| | |
|-------------------------------|-----|
| Auditors' Report | 266 |
| Balance Sheet | 270 |
| Profit and Loss Account | 271 |
| Cash Flow Statement | 272 |
| Schedules | 275 |






Our Vision

To be the best and set the pace in the express air and integrated transportation and distribution industry, with a business and human conscience.

We commit to develop, reward and recognise our people who, through high quality and professional service, and use of sophisticated technology, will meet and exceed customer and stakeholder expectations profitably.



Our Guiding Principles

We will:

- Treat each other fairly and with respect and dignity.
- Encourage freedom in communication of thoughts and ideas in all our interactions.
- Value integrity and be uncompromising in upholding it at all times.
- Give due importance to the health, safety and well-being of our people.
- Ensure that our 'People First' philosophy serves as a driving force behind the success of our organisation.
- Encourage and inculcate in all a winning attitude.
- Encourage learning, self-development and building effective leadership.
- Expect our people to be accountable for all their actions related to the company.
- Provide a workplace where each and every employee is nurtured and who, in turn, will nurture the organisation, thereby creating wealth for stakeholders.
- Drive the 'First Time Right' concept to achieve 100% Quality and Customer Satisfaction.
- Encourage passion and enthusiasm for Work, Service Quality and Customer Care.
- Project a positive, caring and professional image of ourselves and our service at all times.
- Avoid waste by being conscious of the impact of all our actions on the environment.
- Continue to be a law-abiding, apolitical and secular company.



BOARD OF DIRECTORS



Sharad Upasani
Chairman



Anil Khanna
Managing Director



Malcolm Monteiro
Director



Thomas Kipp
Director



Narendra Sarda
Director



Air Marshal M. McMahon (Retd.)
Director



Bettina Staffa
Director

KEY MANAGERIAL PERSONNEL



Yogesh Dhingra
Group Chief Financial Officer &
Chief Strategy Officer



Aneel Gambhir
Chief Financial Officer



Tushar Gunderia
Company Secretary &
Head - Legal & Compliance

EXECUTIVE MANAGEMENT



Barttanu Kumar Das
Head - Human Resources



V. N. Iyer
Head - Corporate Accounting



Ketan Kulkarni
Head - Marketing, Corporate
Communications & Sustainability



Manoj Madhavan
Chief Information Officer



Michael Pereira
Head - Air Operations



Vikash Mohan
Head - Ground Operations



Samir Shah
Head - eCommerce



Balfour Manuel
Head - West 1 Region



Sukhwinder Singh
Head - North Region



K. Gopa Kumar
Head - South 1 Region



B. C. Kalappa
Head - South 2 Region



Sandeep Petkar
Head - West 2 Region



Capt S Ravi
Head - East Region



CHAIRMAN'S STATEMENT



Dear Stakeholders,

The strength of the Indian economy lies in its diversity. India remains one of the most challenging and at the same time an opportunity laden country of the world. Our diversity will work to make economic progress, becoming more competitive, technology-focused and more collaborative as good corporate citizens and individuals.

Over the past year, we have witnessed a subdued economic environment and reduced consumer spending; however, I remain positive and confident about the future of your company and its extremely dedicated people.

It has been a challenging year, however I am pleased to inform you that your company has fought hard by maintaining a clear focus on the brand's core values, operational efficiencies, customer centricity, employee satisfaction, the environment and maintained its market leadership.

Your Company posted ₹ 13,957 Lakhs profit after tax for the year ended March 31, 2017. Income from operations for the year ended March 31, 2017 was ₹ 268,087 Lakhs. Your Company carried over 1,841.49 Lakhs domestic shipments and over 9.12 Lakhs international shipments weighing more than 641,284 tonnes during the financial year ended March 31, 2017.

The Board of Directors of your Company has recommended a Dividend of ₹ 15/- (Rupees Fifteen Only) per equity share each for the year ended March 31, 2017, subject to necessary approval by the members in the ensuing Annual General Meeting.

Your Company is a trusted super brand and contributes significantly to the economy as a trade facilitator of Indian businesses, building stronger industry growth through our unique infrastructure in aviation and road networks. Its key differentiators continue to be extensive reach, late pick-up/early delivery, reliability, security, tracking visibility across the complete delivery chain with APIs, SMS pre-alerts and strong technology; a service completely centred on the customer.

Your Company has ambitious goals to raise the bar and differentiate itself as the most efficient, the quality leader and the most customer-centric. As one team we translate our strategic goals into tangible actions. We energise and enable our people to set new standards.

Respect and Results remain values for everyone in the organization. We focus on our core activities to achieve industry leading performance. We connect across the organization to achieve quality and service excellence and we continue to grow by finding and capturing new opportunities.

I am happy to inform you that your Company won two much sought-after and prestigious global recognitions from the CEO – Deutsche Post DHL. The CEO Awards for Human Resources (2016) and Living Responsibility (2017) were received in recognition of the outstanding achievements and dedication to Strategy 2020.

Your Company offers customers complete end-to-end supply chain solutions. We have innovated for the industry in terms of deploying automation in the first mile/last mile & reverse logistics. Today, your Company works with all leading e-tailing players through its best-in-class, highly differentiated, last-mile delivery offering and value-added services. Cash-on-Delivery (COD), Card (Debit/Credit) on Delivery, OTM (On the Move) hand held devices, MPOS (Mobile Point of Sale), integration with Mobile Wallets, SMS alerts, late pick-up and early delivery, 24x7 real time tracking, Parcel Lockers, Parcel Shops, Mobile Service Centres, Smart Truck, etc. all innovations for the industry. It will continue to do its part to position the brand for stronger leadership and growth in the year ahead.

With a fleet of six Boeing 757 freighters, Blue Dart offers a revenue payload of over 425 tonnes per night; while a strong network of over 9,400 vehicles meet delivery schedules of shipments to their destination. Blue Dart facilities across India include 7 aviation hubs and bonded warehouses, 13 domestic hubs, 85 ground hubs and over 10,000 committed and talented employees. Your company delivers to over 35,000 locations in India by Blue Dart and to over 220 countries and territories worldwide through its group company, DHL Express.

Like every modern enterprise Blue Dart, too, has tapped into the digital space. Its official Facebook, Twitter, Google+ and YouTube pages reach an extensive audience base and are rapidly gathering followers. Our presence on social media has fetched us significant advantages like – Improved Market Intelligence, Quick Complaint Resolution, Increased Brand Awareness and Reach, Instant Feedback and Suggestions on our Products and Services, Increased Customer Engagement leading to higher Involvement and Retention thereby increasing our proximity with our customers and improving Blue Dart's Affinity. All this validates our insanely Customer-Centric culture.

To provide further traction and strengthen the brand focus campaign – I Love My Blue Dart – launched last year to re-focus on the company's exceptionally customer-centric culture, a war-cry – 'Let our brand shine' campaign was announced to motivate our people to don the hat as Brand Ambassadors and passionately guard the brand reputation and image. It is important that every single Blue Darter is empowered to ensure that each Blue Dart customer touch-point in the country, including stores, every vehicle, glow signage and people grooming is at its best, at all times. On January 2, 2017 your company introduced the 'I Love My Blue Dart' Wall to give all stakeholders an opportunity to "Express their Love" for the brand and voice their emotions on the

great wall at the Blue Dart headquarters in Mumbai. Don't miss a short clip of this momentous event, click on the QR code on the cover of your Annual Report.

Your Company has continuously focused on customers and key accounts, built a strong First Choice methodology and Net Promoter Approach. Blue Dart's Customer Satisfaction Index has increased significantly over the previous round by 18%.

Your Company has leveraged the Net Promoters Approach (NPA) tool to measure Customer Loyalty for "Customer Experience and Advocacy". Touch points are also assessed through NPA. The overall Net Promoter Score has moved from 68.46% in 2016 to 77.62% in 2017. The number of cities under the ambit of NPA has been increased to 14 cities in Blue Dart Country.

Blue Points – Amazing Returns, the award winning and arguably the most successful loyalty program runs across all industry verticals enabling nurturing, growing and building strong customer relationships.

Details of our service and social initiatives have been presented in detail in the Management Discussion & Analysis, Business Responsibility Report and Sustainability Update sections of this report.

Blue Dart is optimistic about the growth of select sectors like life sciences and healthcare, consumer durables, banking & financial services, computer/IT etc. which are largely domestic consumption-driven. The company will continue its focus on product innovation and service enhancements. The SME sector is also a good avenue for growth and Blue Dart has been extensively partnering the sector in their growth through customized products and solutions and increased connectivity to markets.

Your Company also continued to invest in improving its reach footprint across Tier II, III and IV markets. During the year, your Company improved its reach, in line with its renewed focus on an inclusive India, which we believe will drive business going forward.

Blue Dart has steered through successfully with a clear focus on fundamentals like Quality, Consistency, Reliability, Passion and Commitment. Blue Dart's goal is to remain a Provider, Employer and Investment of Choice through responsible business practice and a balanced approach. Blue Dart has consistently outperformed the Sensex by increasing the stakeholder value by 14 times since 2005.

During the year, several strategic and structured personal development and organizational effectiveness measures were undertaken. When it comes to managing talent, Blue Dart has always taken the front seat. Almost 97% of the senior management team are home grown and from the ranks – a very rare phenomenon today in most organizations. In view of the strong brand equity, market leadership position and best people practices, the company attracts talented prospective employees.

The employee morale, motivation and satisfaction were high. The mean satisfaction score for the year recorded a high score of 94.6% improving from previous year's score of 94.2%. Special emphasis was laid on performance management, competency development,

strengthening of the leadership pipeline, employee wellness and well-being, work-life balance initiatives and communications.

Blue Dart places a premium on and remains committed to good Corporate Governance, aligned to the best corporate practices. Strong Corporate Governance has always been an integral part of the Company's business philosophy. Building community trust through responsible and sustainable management of its business is an indispensable part of Blue Dart. The Company is committed to its Living Responsibility motto. Living Responsibility or in common parlance, 'Corporate Responsibility' is a core element of Blue Dart's corporate strategy.

Your Company (along with DPDHL group) focuses its corporate responsibility on environmental protection (GoGreen), disaster management (GoHelp) and championing education (GoTeach). It is also one of the most admired companies, being recognised as a Business Superbrand for the 10th consecutive year, Reader's Digest Trusted Brand for the 11th consecutive year and ranked 17th amongst top 50 'Best companies to Work for in India 2016' by Great Place to Work Institute, India.

The rising volatility and uncertainty due to the economic turbulence will continue to affect the industry and the company in this fiscal too, hence it is essential to stay aligned and focused on fighting costs, growing quality revenue and enhancing service quality.

I would like to inform you that Air Marshal M. McMahon (Retd). has joined as an Independent Director on the Blue Dart Board of Directors. He comes with a enormous experience in the Aviation industry and was previously commissioned as a fighter pilot and served in the IAF for 42 years. Please join me in welcoming him.

Let me take this opportunity to thank you all, our investors and shareholders for your confidence in us, and Blue Darters for your passion, dedication and for committing your talent and tenacity to the company's success. Thank you for your significant contribution, I count on you for your continued and whole hearted support and commitment, as always.

Warm regards,

Mumbai
May 22, 2017

Sharad Upasani
Chairman

FINANCIAL SUMMARY

Financial Summary of last Ten years

₹ in Lakhs
(Unless otherwise specified)

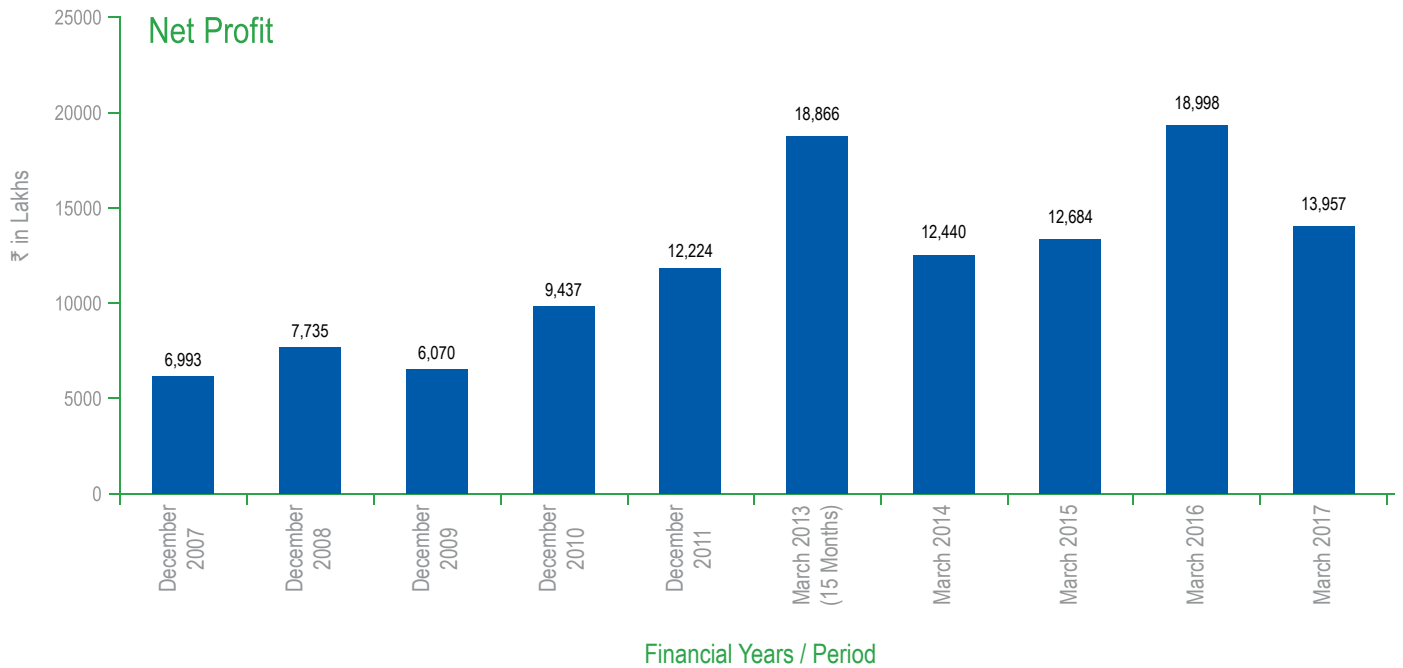
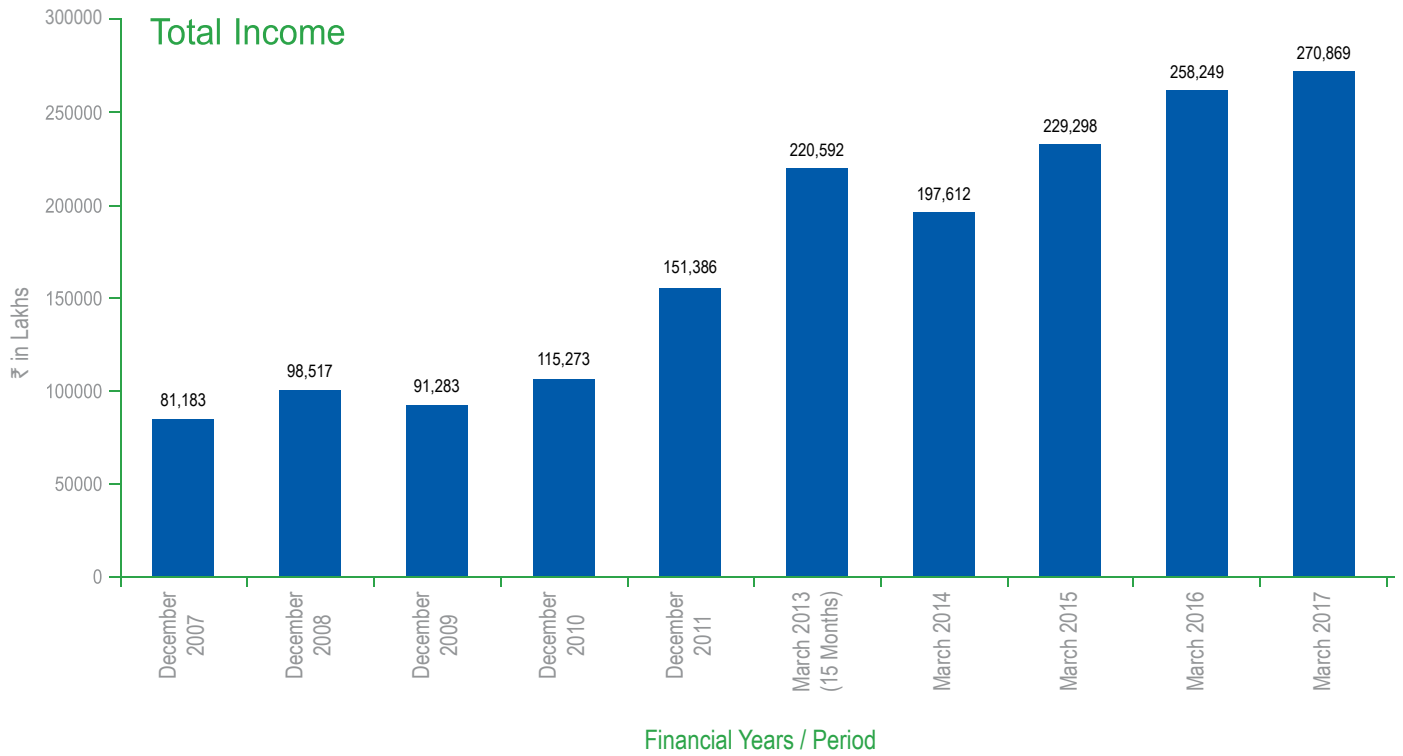
| Particulars | December 2007 | December 2008 | December 2009 | December 2010 | December 2011 | March 2013 (15 Months) | March 2014 | March 2015 | March 2016 | March 2017 |
|--|---------------|---------------|---------------|----------------|----------------|---------------------------|----------------|----------------|----------------|----------------|
| Income from Operations | 80,872 | 97,446 | 90,523 | 114,741 | 149,271 | 216,651 | 193,415 | 226,850 | 255,192 | 268,087 |
| Other Income | 311 | 1,071 | 760 | 532 | 2,115 | 3,941 | 4,197 | 2,448 | 3,057 | 2,782 |
| Total Income | 81,183 | 98,517 | 91,283 | 115,273 | 151,386 | 220,592 | 197,612 | 229,298 | 258,249 | 270,869 |
| Total Expenditure | 68,083 | 84,935 | 80,150 | 99,324 | 131,338 | 190,021 | 176,162 | 204,467 | 222,121 | 241,645 |
| Earnings before Depreciation, Interest and Tax | 13,100 | 13,582 | 11,133 | 15,949 | 20,048 | 30,571 | 21,450 | 24,831 | 36,128 | 29,224 |
| Depreciation | 2,403 | 1,657 | 1,776 | 1,922 | 2,160 | 3,448 | 2,710 | 4,354 | 4,022 | 4,393 |
| Finance Cost | 40 | 50 | 55 | 1 | 0 | 1 | 3 | 1,121 | 3,114 | 3,125 |
| Profit Before Tax | 10,657 | 11,875 | 9,302 | 14,026 | 17,888 | 27,122 | 18,737 | 19,356 | 28,992 | 21,706 |
| Income Tax expenses | 3,664 | 4,140 | 3,232 | 4,589 | 5,664 | 8,256 | 6,297 | 6,672 | 9,994 | 7,749 |
| Profit After Tax | 6,993 | 7,735 | 6,070 | 9,437 | 12,224 | 18,866 | 12,440 | 12,684 | 18,998 | 13,957 |
| Equity | 2,376 | 2,376 | 2,376 | 2,376 | 2,376 | 2,376 | 2,376 | 2,376 | 2,376 | 2,376 |
| Reserves | 29,354 | 36,811 | 42,605 | 51,765 | 63,437 | 62,593 | 61,153 | 27,334 | 44,686 | 49,796 |
| Networth | 31,730 | 39,187 | 44,981 | 54,141 | 65,813 | 64,969 | 63,529 | 29,710 | 47,062 | 52,172 |
| Debt (non current) | - | - | - | - | - | - | - | 33,219 | 33,219 | 16,609 |
| Fixed Assets (Net) | 16,017 | 17,319 | 17,167 | 18,310 | 23,273 | 22,018 | 22,772 | 21,538 | 24,334 | 23,422 |
| EPS Basic and Diluted (₹) | 29.5 | 32.6 | 25.6 | 39.8 | 51.5 | 79.5 | 52.4 | 53.5 | 80.1 | 58.8 |
| Book Value (₹) | 133.7 | 165.2 | 189.6 | 228.2 | 277.4 | 273.8 | 267.7 | 125.2 | 198.3 | 219.9 |
| ROCE (in percentage) | 37.1 | 33.6 | 22.2 | 28.3 | 29.8 | 41.5 | 29.2 | 32.4 | 43.5 | 33.3 |
| *Net Debt/ Equity (in times) | - | - | - | - | - | - | - | 0.7 | 0.2 | 0.3 |

* Net Debt = (Total Debt - Cash and Bank Balances excluding amounts held on behalf of customers and Dividend Accounts)

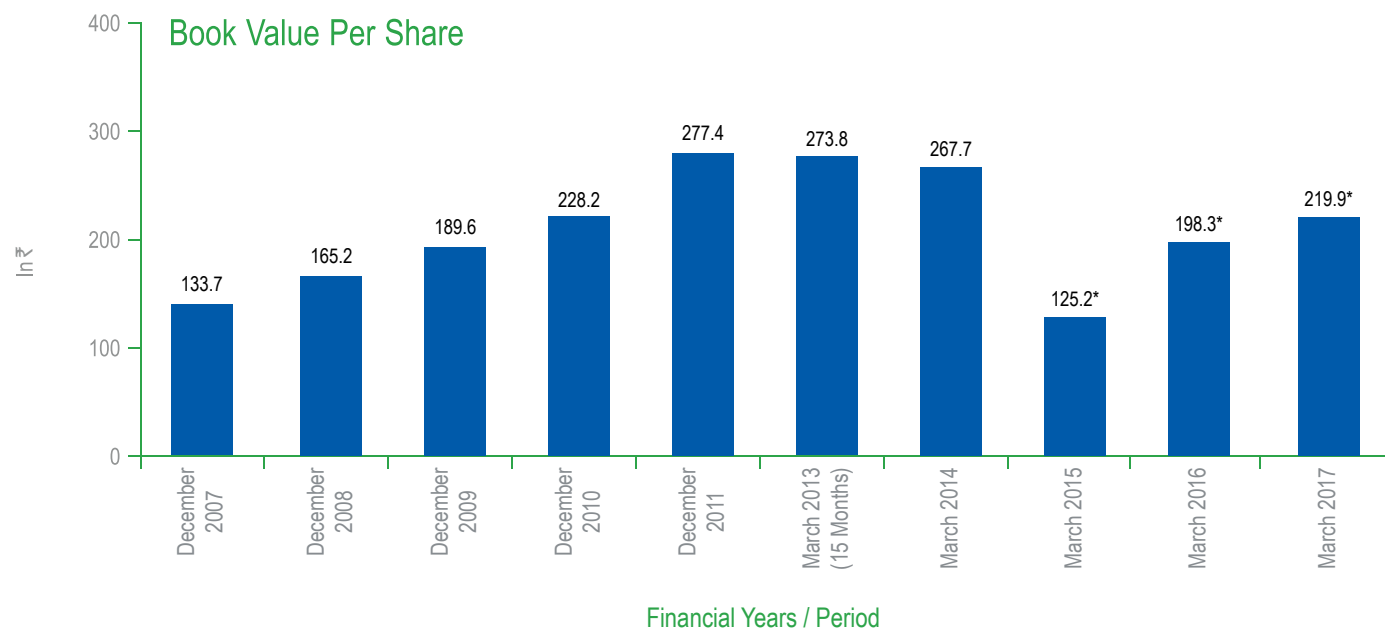
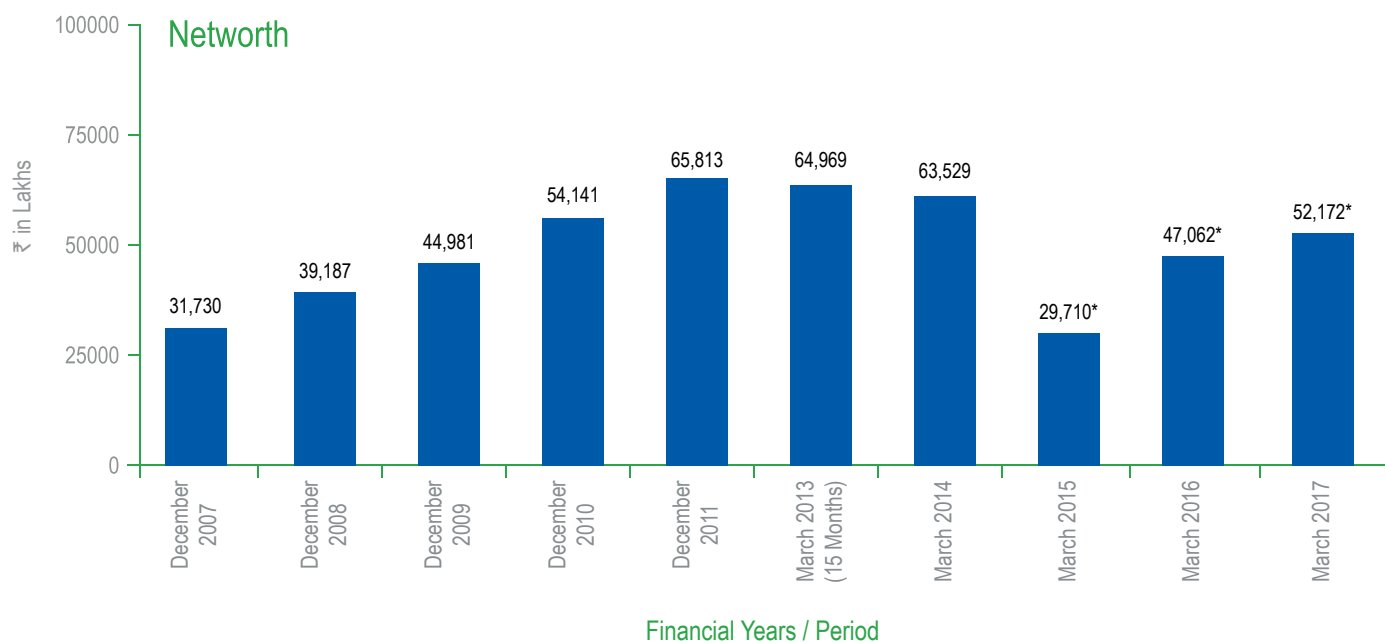
Note :

Beginning April 1, 2016, the Company has adopted Ind AS for the first time with a transition date of April 1, 2015 and for the purpose of comparative financials, transition date has been taken as April 1, 2015. Accordingly effective financial year ending March, 2016 onwards the financials are prepared in accordance with the Companies (Indian Accounting Standards) Rules 2015 (Ind AS) as prescribed under section 133 of the Companies Act, 2013 and other recognised accounting practices as applicable. For earlier years the financials are as per the previous IGAAP.

Ten years review



FINANCIAL SUMMARY



Note :

Beginning April 1, 2016, the Company has adopted Ind AS for the first time with a transition date of April 1, 2015 and for the purpose of comparative financials, transition date has been taken as April 1, 2015. Accordingly effective financial year ending March, 2016 onwards the financials are prepared in accordance with the Companies (Indian Accounting Standards) Rules 2015 (Ind AS) as prescribed under section 133 of the Companies Act, 2013 and other recognised accounting practices as applicable. For earlier years the financials are as per the previous IGAAP.

*After appropriating ₹ 40,487 lakhs or ₹ 170.60 per Equity Share towards allotment of Unsecured, Redeemable, Non-Convertible Debentures by way of Bonus, Dividend Distribution Tax thereon and expenses related to Debentures

BLUE DART

MOST TRUSTED SUPERBRAND



I  MY BLUE DART



COST EFFECTIVENESS

AWARDS AND ACCOLADES

The list of the awards received for the year 2016-17.

Brand / Customer Service / Retail / Loyalty

- Blue Dart was honored with Asia's Most Trusted Brand by IBC (International Brand Consulting Corporation, USA) in 2016
- Blue Dart was honoured with a token of appreciation for its valuable contribution by Tanishq in 2016-2017
- Blue Dart won the Reader's Digest Trusted Brand Award for the 11th consecutive year
- Blue Dart won the Business Superbrands 2016 Award for the 10th consecutive year
- Blue Dart was honoured with DHL AP Innovation Award 2017
- Blue Dart was honored with the Amity Leadership Award for Business Excellence by Leveraging IT in Express Distribution Services – 2017
- Blue Dart was honoured as the 'Iconic Brand' in the Logistics Sector at the World Business Conclave 2016 in Hong Kong
- Blue Dart awarded for Brand Excellence in Supply Chain & Logistics Sector at the Brand Excellence Awards
- Blue Dart winner as the Most Efficient Last Mile Operator of the Year at the 10th Express Logistics and Supply Chain Conclave (ELSC)
- Blue Dart awarded as Regional Express Provider of the Year Award at Payload Asia 2016 Award
- Blue Dart was honoured with the National Award for Excellence in Cost Management
- Ranked one of the 'Best Companies to Work for in India 2016' by Great Place to Work Institute, India
- Recognized as one of 'Top 25 Employers in India' by Aon Hewitt
- Blue Dart awarded the National Award for Innovation in Learning 2016
- Blue Dart awarded the National Award for Marketing Excellence in Supply Chain & Logistics Sector 2016

Human Resources

- DHL eCommerce Award 2017 – HR
- Blue Dart was awarded the Gold in the "Employer of Choice" category in the DPDHL CEO Awards – 2016
- Blue Dart awarded with the Excellence in Employee Engagement at the Business World 2nd HR Excellence Awards, 2016
- Ranked 17th amongst top 50 'Best companies to Work for in India 2016' - Awarded by Great Place to Work Institute, India

Sustainability

- Blue Dart was honoured with the Gold award in the Living Responsibility category for its flagship Sustainability program – Blue Edge: Empowering Lives at the DPDHL CEO Awards in Malta
- Blue Dart awarded Corporate Social Responsibility Award at Payload Asia 2016 Award.

Individual

- Anil Khanna was honoured as the 'Iconic Leader' at the prestigious Globe Platinum Awards 2016 in Hong Kong
- Anil Khanna was honoured with the award for Outstanding Contribution to CSR at the South Asian Partnership Summit & Business Awards in Sri Lanka
- India's Most Valuable CEO - Anil Khanna - Ranking by Business World
- Yogesh Dhingra was awarded with the Best CFO of a MNC (Medium Corporate) at the Yes Bank – Business World Best CFO Awards 2017
- Yogesh Dhingra was awarded with the Overall Champion CFO at the Yes Bank – Business World Best CFO Awards 2017
- Yogesh Dhingra awarded Best CFO for Excellence in Sustained Wealth Creation at the CMO Asia's 'Asia CFO Excellence Awards'

- Lifetime Achievement Award - Yogesh Dhingra - at the National Award for CFO Excellence
- Most Influential CFOs of India by Chartered Institute of Management Accounts - CIMA - Yogesh Dhingra
- The Greatest Marketing Influencer Award 2017 – Ketan Kulkarni
- Most Influential Marketing Leaders Award - Ketan Kulkarni - at the World Marketing Congress
- Most Influential Global HR Professionals Award 2017 – Barttanu Kumar Das at World HRD Congress.
- One of the 'Top 100 Upcoming Finance Leaders of India Inc.' - Aneel Gambhir – by CFONEXT100 2016 Award
- DHL eCommerce Award 2016 for Commercial / Sales



SUSTAINABILITY AT BLUE DART





NIGHT OF EXCELLENCE 2017

CEO Award Ceremony, Fort St. Elmo, March 22nd





BUSINESS RESPONSIBILITY REPORT

ABOUT BLUE DART

Blue Dart is South Asia's premier courier and integrated air express package distribution company covering over 35,000 locations in India. Blue Dart is part of the DPDHL group - the premier global brand in express distribution services that covers over 220 countries and territories worldwide. Blue Dart offers secure and reliable delivery of consignments across industries in the air, ground and e-tailing.

Vision of Blue Dart :

"To be the best and set the pace in the express air and integrated transportation and distribution industry, with a business and human conscience. We commit to develop, reward and recognise our people who, through high quality and professional service, and use of sophisticated technology, will meet and exceed customer and stakeholder expectations profitably."

Mission/ Future goals of Blue Dart :

Blue Dart plans to leverage its established infrastructure to continue adding value and customised solutions to the changing and evolving demands of the customer. Blue Dart plans to carve for itself a leadership position in the industry through technology development, premium services, quality network and strategic alliances. Blue Dart aims to continue delivering value to its stakeholders through its People Philosophy and Corporate Governance based on distinctive customer service, business ethics, accountability and profitability.

BUSINESS RESPONSIBILITY AT BLUE DART

It is a privilege to present the first Business Responsibility Report of Blue Dart Express Limited for the Financial Year (FY) 2016-17. In conformance to the requirements of the clause (f) of sub regulation (2) of regulation 34 of SEBI's Listing Regulations, this report is aligned with the nine principles of the National Voluntary Guidelines on Social, Environmental & Economic Responsibilities of Business (NVG-SEE) notified by the Ministry of Corporate Affairs, Government of India. Additionally, this report includes the Corporate Social Responsibility (CSR) section which is compliant to Schedule VII of Section 135 of the Companies Act, 2013. Blue Dart has adopted responsible business practices in its operations with the belief that social and environmental performance of a company are as vital as its financial and operational performance. The report involves disclosure of the following nine principles as per NVG-SEE framework:

| | | |
|---|--|---|
| <p>Principle 1</p> <p>Businesses should conduct and govern themselves with Ethics, Transparency and Accountability</p> | <p>Principle 2</p> <p>Businesses should provide goods and services that are safe and contribute to sustainability throughout their life cycle</p> | <p>Principle 3</p> <p>Businesses should promote the wellbeing of all employees</p> |
| <p>Principle 4</p> <p>Businesses should respect the interests of, and be responsive towards all stakeholders, especially those who are disadvantaged</p> | <p>Principle 5</p> <p>Businesses should respect and promote human rights</p> | <p>Principle 6</p> <p>Businesses should respect, protect, and make efforts to restore the environment</p> |
| <p>Principle 7</p> <p>Businesses, when engaged in influencing public and regulatory policy, should do so in a responsible manner</p> | <p>Principle 8</p> <p>Businesses should support inclusive growth and equitable development</p> | <p>Principle 9</p> <p>Businesses should engage with and provide value to their customers and consumers in a responsible manner</p> |

BUILDING A RESPONSIBLE BUSINESS – ETHICS AND CORPORATE GOVERNANCE

Blue Dart believes that it is imperative for it to manage its business affairs in the most fair and transparent manner with a firm commitment to its values. For Blue Dart, Corporate Governance is an ethically driven business process that is committed to values, aimed at enhancing the organisation's brand and reputation.

Since inception, Blue Dart has inculcated and maintained a strong culture of ethics and integrity. The basic philosophy of Corporate Governance at Blue Dart is to achieve business excellence and to create and enhance the value for its shareholders, customers, employees and business associates thereby making a significant contribution to the economy. Blue Dart's corporate governance framework is a reflection of its culture, policies, relationship with stakeholders and commitment to values. The company endeavors to achieve the highest levels of transparency,

accountability, integrity and responsibility and continues to focus on good corporate governance, in line with local and global standards. As a responsible corporate citizen, the company complies with the applicable laws of the land in letter as well as in spirit.

At Blue Dart, the aspects of Human Rights are embedded in the Company's Whistleblower Policy, Sexual Harassment Policy, Risk Management Policy and HR Code of Conduct. The Whistleblower Policy of the Company provides procedural framework to handle the concerns and grievances of employees, customers, vendors and/or third party intermediaries. The HR code of conduct covers the aspects of safe and healthy work environment and no discrimination. Being an equal opportunity workplace, Blue Dart ensures that the rights of women employees of the company are not compromised with by putting in clear guidelines and grievance mechanism in place. In this regard, the company has formulated the Sexual Harassment Policy with an objective of protection against sexual harassment of women and providing safe working environment to them.

The company has laid down a Code of Conduct for the Board Members and its Senior Management Team. The company has also laid down a Code of Conduct for its employees. The Code of Conduct is a comprehensive document which articulates the company's expectations from its people to reflect the ethics and values of the organisation and resultantly earn goodwill of its customers and enhance its reputation. The company also proposes to implement Vendor Code of Conduct for all its vendors.

At Blue Dart, we value high ethical standards of behavior and expect honesty, openness and integrity in whatever we do. The Company has formalized this process and institutionalized the 'Whistle Blower Policy' within the organisation. The Whistle Blower Policy ensures that strict confidentiality is maintained whilst dealing with concerns and that no discrimination will be meted out to any person for a genuinely raised concern. Pursuant thereto, a dedicated helpline viz. bluedart@ethicshelpline.in has been set up which is managed by an independent professional entity.

The company has posted the "Whistle Blower Policy" on its website and it can be accessed at <http://www.bluedart.com/WhistleBlowerPolicy>.

During FY 2016-17, 10 Whistleblower complaints were received and processed. Out of this, 9 complaints have been investigated and acted upon and 1 complaint is under investigation. Further, 5 Investors complaints were received and disposed of during the year ended March 31, 2017. During the last 5 years, no cases were filed against the company regarding unfair trade practices, irresponsible advertising and/or anti-competitive behavior.

The company's Code of Conduct upholds the principles of human rights and fair treatment. This policy covers the company and extends to its group, suppliers and contractors. The company has a grievance redressal mechanism through which it receives complaints on the human rights aspects and satisfactorily resolves it. The grievance cell covers human rights issues such as child labour, forced labour, sexual harassment and discriminatory employment, etc. During FY 2016-17, 4 complaints have been registered on the grievance cell out of which 1 is related to sexual harassment. 3 complaints have been satisfactorily resolved and 1 complaint is in the process of resolution.

Blue Dart pursues policy advocacy in a responsible manner. The company is a member of associations namely International Market Assessment India Private Limited, FICCI, EICI, Maharashtra Economic Development Council, CMIE, Nine Dot Nine Mediaworx Private Limited, Bombay Management Association, The Institute Of Internal Auditors, All India Management Association, Bombay Chartered Accountants Society, Indian Merchant Chambers, Mumbai First, Bombay Chamber Of Commerce & Industry And Confederation Of Indian Industry. Through these associations, Blue Dart has advocated for the advancement and improvement public good.

Blue Dart Aviation Limited (BDAL), a subsidiary of the company, is the only domestic cargo airline in the country that has sustained its operations for the past 20 years. It is the sole domestic freight operator with scheduled flights. Policies that have been framed by the Ministry of Civil Aviation and the regulator have heretofore catered primarily to the growing passenger segment with numerous airlines operating larger fleet of aircraft. It has therefore been necessary for BDAL to chart out and steer policies for operations that are in many ways divergent from passenger operations. The submissions, both individually and jointly with trade bodies such as the CII, FICCI and EICI, made to the regulators (DGCA, AERA, BCAS), AAI and to the Ministry of Civil Aviation over the past 9 years have been through a process of engagement, education, awareness building and benchmarking proven and successful best practices.

The initiatives and policy changes thus made have averted major cost and operations impacts and benefitted not just BDAL, but all future cargo airline operators. These initiatives have contributed to greater efficiency and sustainability of the air cargo transportation segment. The initiatives and policies include:

- Ground Handling Policy: Dispensation for domestic freighter operators.
- Cargo Working Group Report on Air Cargo Logistics in India published by the MoCA in 2012. Several inputs were provided by BDAL.
- National Civil Aviation Policy June 2016: Policy changes in air cargo including long lease tenure of airport facilities for air express freighter operators, International operations for cargo airlines with FDI.

- Clarification on import duty for engines.
- CII Sub Committee on Sustainable Growth Strategies for Indian Aviation led by BDAL.
- MoCA Task Force on Skill Development for the Air Cargo Segment.

As a socially responsible corporate, Blue Dart has been associated with the Blue Dart World CSR Day and Global CSR Excellence & Leadership Awards held on 18th February every year. During the 2nd edition of Blue Dart World CSR Day and Global CSR Excellence & Leadership Awards, in the presence of Sachin Pilot, the then Honourable Union Minister of Corporate Affairs, Government of India and other eminent thought leaders, Dr. Bhaskar Chatterjee, Director General & CEO, Indian Institute of Corporate Affairs planted the seed for the 2% CSR mandate for corporates in India. After years of debate, the Indian Parliament amended the country's law and the Companies Act, 1956 which includes several important provisions in section 135 that modernize India's corporate governance rules.

MANAGING STAKEHOLDER PRIORITIES – STAKEHOLDER ENGAGEMENT AT BLUE DART

Blue Dart is committed to openness in dealing with all its stakeholders. Transparency and honesty are the guiding principles in its communication activities internally and externally. Blue Dart is guided by the principle of “right-to-know” and hence provides access to company information recommended by recognized standards of corporate governance to all its stakeholders.

Blue Dart has identified Government, governmental organizations, regulators, customers, suppliers, investors, civil society organizations and the consumers as its key stakeholders. Blue Dart actively engages with these stakeholders to create an environment that is supportive of solutions. Blue Dart has defined the mode of engagement, frequency of engagement, key agenda and feedback mechanism for its various stakeholders separately. The formal process of engagement with various stakeholders includes:

- Identification of key stakeholders.
- Consultation with key stakeholders.
- Identification and prioritization of concerns and needs.
- Addressing the prioritized concerns and needs in a consistent and transparent manner.

As part of its Corporate Social Responsibility, Blue Dart runs various programs for the upliftment of disadvantaged, vulnerable, underprivileged and marginalized sections of society. All programs are classified under the 3 pillars of Living Responsibility – GoTeach, GoGreen and GoHelp. Stakeholders have been clearly identified for every program. These include students and young adults from poor financial backgrounds, hearing impaired, women, senior citizens, etc. in areas of education, preventive healthcare, women empowerment, sanitation, waste management etc. A detailed description of the activities can be found in the Corporate Social Responsibility section.

Engagement with NGOs

Blue Dart has partnered with several non-profit organizations of high repute in various capacities to run programs that are aligned under the 3 pillars. Blue Dart works closely with each of its NGO partners to identify the stakeholders and beneficiaries of each intervention. Blue Dart also extends assistance to various NGOs by providing free of cost logistics support to them. The company reaches out to help in the best possible way to support NGOs that work for the elderly, less privileged children, disabled people, those providing relief material in disaster hit areas and many more noteworthy causes. This year Blue Dart provided FOC logistics support to NGOs like Concern India Foundation, Oasis India, Teach for India, Enactus India & Society for Prevention of Cruelty to Women.

Customer Value at Blue Dart

Blue Dart places the highest priority on making customers successful, knowing that customer success guarantees its own success. The company's activities are governed by its knowledge of the requirements of customers and the market. The company includes and prioritizes customer focus in all its business processes, projects and dealings. Knowing that the company will be measured by its ethical, social and environmental performance as much as by the quality of its service, Blue Dart strives for best practices in all these areas to secure customer trust and goodwill and thus enhance its reputation.

Blue Dart has an established grievance mechanism to resolve customer complaints. The source of receiving grievances can be verbal, written, through mail or social media. All these complaints get logged into a module called CARESS-Complaint Appreciation Resolution & Evaluation to Satisfaction System. During the reporting period, Blue Dart has carried 2753.49 lakhs shipments out of which 0.01% complaints were registered and 2 complaints are under resolution while the rest have been resolved.

Customer Satisfaction Survey

A Customer Satisfaction Survey was carried out in 2016 for Blue Dart by Ipsos, a leading global market research company. The objective of this survey was to assess service quality level across B2B consumers and in turn measure customer satisfaction vis-à-vis competition and to evaluate experience of end consumers (B2C) with Blue Dart. The methodology involved two steps viz; 1. Exploratory Module i.e. face-to-face depth interviews for both B2B and end consumer modules to map parameters to be used for the measurement phase and 2. Measurement Phase i.e. face to face CAPI interviews to assess Blue Dart vis-à-vis competition on various parameters mapped in exploratory module. The key information areas obtained through this survey were customer loyalty and satisfaction measurement, their overall experience, value, likelihood to recommend, likelihood to continue (only for B2B customers), likelihood to increase (only for B2B customers), brand preference, satisfaction scores across touch points and their sub-parameters vis-à-vis competition.

The survey covered 1,486 customers in B2B module in 18 cities and 1,563 end consumers as part of B2C module. The Customer Satisfaction Index for Blue Dart has increased to 64% in 2016 against 46% in previous study, a strong jump of 18%.

Net Promoter Score (NPS)

Blue Dart has a strong First Choice Culture. The Company drives a quality program named First Choice that has a five step DMAIC (Define, Measure, Analyze, Improve and Control) methodology to long-term solutions. The brand also deploys the Net Promoter Approach that helps identify the Net Promoter Score and highlights the areas of improvement. The Approach relentlessly works on achieving “best-in-breed” Customer Satisfaction standards. Blue Dart’s equity, a measure of customer loyalty towards a brand, is the highest amongst its peers. The brand is associated with international standards, reliability, trustworthiness, high end technology, strong corporate social responsibility and customer centricity.

ASPIRING TO BE EMPLOYER OF CHOICE: WORKFORCE MANAGEMENT AT BLUE DART

Human capital is the most important resource for the success of an organisation. Blue Dart is known to be an Employer of Choice. It is a people-focused company. Blue Dart acknowledges the importance of employees and takes sincere efforts to ensure their well-being.

Employee diversity at Blue Dart

As on March 31, 2017, Blue Dart comprised of over 10,000 employees of which 560 are women. Blue Dart also availed services through outsourced service provider. With a view to empower the specially-abled, Blue Dart has employed 22 specially-abled individuals as permanent employees. Blue Dart provides equal opportunity as an employer where no discrimination is made on the basis of gender, caste or creed. The company sees employee diversity as a guiding principle in its employment policy. This means promoting the diversity and heterogeneity of the individuals in the Company in order to attain the highest possible productivity, creativity and efficiency. Skills, performance and ethical conduct are the only indicators for employee qualification at Blue Dart.

Engagement with employees

The company has identified employees as a key stakeholder group. Blue Dart engages with employees on a frequent basis through various modes like Daily News, Team Briefs, open houses, town halls, panel review, etc. and has identified key employee priorities such as career building and growth and trainings. Additionally, Blue Dart carries out skill development and safety related trainings for employees. It also conducts employee satisfaction surveys.

Blue Dart believes that its employees deserve to work in a safe and healthy environment. The company is therefore committed to a healthy and congenial work environment for its people. Blue Dart promotes health care as a key element of its sustained productivity and the quality of its services. Blue Dart provides safety and skill upgradation trainings to its permanent employees. Apart from this, Blue Dart employs individuals from underprivileged backgrounds and those that are physically challenged to promote inclusive growth. Out of the total permanent employees, about 81% have received safety trainings in the reporting period. This count covered 76% of women Blue Darters and 77% of Blue Darters with disabilities. During FY 2016-17, about 14% of permanent employees received trainings on skill upgradation. The training involved participation of 22% women Blue Darters and 14% specially-abled Blue Darters.

Addressing employee grievances

Blue Dart makes sure that employee grievances are reached out to the management through its grievance redressal mechanism. This grievance mechanism for employees covers aspects on human right issues (child labour, forced/ involuntary labour), discriminatory employment and sexual harassment. The grievance redressal process consists of following steps:

- i. Employees fill the prescribe form under the GRP (Grievance Redressal Programme) and submit to their immediate superior.
- ii. The grievance is reviewed at Branch level first and if not closed in 7 days, it is forwarded for Regional review.
- iii. If it is not closed in 7 days, it is forwarded for MD's review who within 7 working days communicates his decision to the Corporate HR & RH for implementation.

In view of above, Blue Dart does not have an employee association that is recognised by the management.

ENVIRONMENT & ENERGY

Blue Dart acknowledges the impact of its business activities on the environment and is committed to improving its environmental track record through precautionary measures and the use of environment friendly technology. Blue Dart's parent company DPDHL has an Environment Policy which is binding for all its group companies. The policy has primary objectives of achieving transparency, improving operational efficiency and minimizing environmental impact, generating value, demonstrating leadership and mobilizing employees. The company measures its processes and services against the highest quality standards. The guiding principles of Blue Dart are national and international environmental standards - such as ISO 9001:2008 standard series.

Environmental risks at Blue Dart

Emission is identified as a major risk by Blue Dart. Blue Dart monitors its emissions from transportation via air and road ways on a regular basis and is compliant with the Motor-Vehicle act and Pollution certificate. Emissions and waste generated by Blue Dart are within the permissible limits given by CPCB/SPCB. Hence, no legal notices have been received from CPCB/ SPCB.

Addressing environmental concerns

As part of DPDHL group, Blue Dart aims to follow the mandate of Mission 2050.

Mission 2050- Zero emissions: From now until 2050, the Group's mission will be to drive business towards zero emissions logistics by setting the standard for the future of the transport sector and doing its part to help the world community reach its goal of limiting global warming to less than two degrees Celsius.

Under the Living Responsibility credo of GoGreen, Blue Dart has undertaken certain initiatives to protect the environment. The initiatives include:

1. Plantation of saplings.
2. Energy conservation techniques such as usage of LED lamps in offices, power saver, GoGreen lights off initiative.
3. Celebration of Earth Hour every month, Earth Day, World Environment Day.
4. Installation of sensors in water taps at Headquarter with an aim to save water.
5. Route optimisation techniques.
6. Partnering with Enactus India, an organisation that brings together students who are committed to using the power of entrepreneurial action on projects. Projects introduced and implemented include using of bio-degradable fertilizer instead of chemical fertilizer, organic waste to produce biogas, electronic recycle and repair system for faulty and spent CFLs.

Blue Dart believes in providing services that are safe and thus contribute to sustainability. Blue Dart has taken following initiatives to incorporate environmental concerns, risks and opportunities in its day to day services:

A. Smart Truck

Blue Dart's Smart Truck technology is designed to provide solutions to urban logistics challenges such as traffic restrictions, density and clogging, while ensuring environmental protection and fulfilling customer need for on-time delivery. These "intelligent" pick-up and delivery vehicles compute delivery deadlines to calculate the ideal sequence for shipments, and use real-time GPS to avoid traffic jams and optimize routings, thereby enabling flexibility and timely deliveries. This allows the Smart Truck to spend more time on the road to perform its delivery services.

B. Carbon Neutral Service (CNS)

Blue Dart offers a specialized Carbon Neutral Service initiative, wherein customers are provided with an environmentally responsible shipping option to neutralize the carbon emissions produced by the transportation of their shipments. Blue Dart, along with DPDHL offers India's first end-to-end GoGreen Carbon Neutral Service across international and domestic markets. It is an extension of DPDHL's global environment protection program which was launched in 2008.

The service allows customers to neutralize their carbon footprint by paying an offset charge over and above their shipping rates. The carbon emissions resulting from the transportation of customer's shipments are offset by re-investing in environmental protection projects verified by SGS (Societe Generale de Surveillance), a United Nations independent auditor. A certificate verified by SGS is issued to CNS customers annually that mentions the total amount of CO₂ offset against the emissions resulting from the transportation of their shipments.

The GoGreen Carbon Neutral Service provides benefits like evaluation of emissions, offsetting of carbon emissions in high quality Gold Standard projects through CO₂ emission reports, robust accounting systems to measure CO₂ inventory, annual certificate and availability on all products range – domestic and International. Other benefits include effective carbon management, ensuring a balance between economic benefit and assuming responsibility for communities, positive impact on climate change and support for corporate sustainability mandates.

Since the launch of the environment protection program in 2008, Blue Dart has seen a lot of interest evinced by customers who pursue sustainability as a part of their agenda. This service has been subscribed to by over 185 environmentally responsible customers. CNS not only enables customers to contribute to a greener future, but also helps build healthier and productive communities.

DPDHL has set a target of 30% efficiency improvement over the base of 2008 by 2020 for all its group companies. Blue Dart has achieved an efficiency improvement of 26% in 2016 and is poised to achieve the target.

Following are a few examples of initiatives taken to support carbon neutrality in various business decisions:

- Replacing aircraft engines with variants having higher efficiency and lower emissions.
- Re-lamping facilities with CFL or LED bulbs in replacement of incandescent bulbs.
- Switching from CRT to LCD computer monitors.
- Using translucent roofing materials to benefit from natural lighting in warehouses.
- Air and ground network route optimization to improve network utilization and emission efficiency.
- Facility for customers to receive their shipments at centrally located parcel locker facilities rather than opting for home and office deliveries.
- Delivery of shipments by bicycles and by staff travelling on foot for destinations close to the service centres.

C. Packaging options

- Smart Box (Domestic)

A convenient, economical, packaging unit priced to include a door-to-door delivery service within India. The units are available in 2 sizes–10kgs and 25kgs - and are designed to accommodate a variety of products.

- Express Pallet (Domestic)

A convenient, flexible yet economical way to send shipments within India in both air and ground modes. The units are available in 3 sizes, which can be built to accommodate 50 kg, 75 kg and 100 kg, and are designed to accommodate a variety of products.

D. Recycling Canvas and Plastic Bags

The use and disposal of conventional plastic bags and canvas bags has a severe impact on the environment that leads to global warming. In order to reduce its carbon impact and minimize waste generation, Blue Dart recycles plastic and canvas bags. Canvas bags are reused as small polybags and put together into a single canvas bag for delivery of shipments. Plastic bags are reused 3-4 times whereas canvas bags are used 6-7 times before safe disposal.

E. Kill Bill Concept

Blue Dart has introduced the Kill Bill concept in its delivery facilities. The company has minimized the use of Air Waybills (AWB). Alternatively, Blue Dart uses barcode or thermal stickers in transportation of goods. About 75% of Blue Dart's shipments are done without the use of Air Waybills.

Sustainable Sourcing at Blue Dart

Blue Dart has taken steps towards sustainable sourcing of their transportation facilities. While sourcing vehicles from vendors, the company ensures that every vehicle should have all valid paperwork such as RC Book, Vehicle fitness certificate, Required Permit, Insurance Paper, PUC. It also ensures that the driver possesses a valid driving license.

Improving capacities and capabilities of Local vendors

Blue Dart has been constantly working on improving the capacity and capability of local and small vendors.

- **Regional Service Participants (RSP):**

Blue Dart appoints its RSP to perform sales, deliveries and services including Domestic Priority, International Shipments, Dart Apex and Surface. This also involves sub products which are communicated by Blue Dart from time to time. Blue Dart and RSP are independently owned separate legal entities. Services are rendered by RSP to Blue Dart with respect to sales, pick up and deliveries of Blue Dart consignments. This is done as per the terms of the agreement signed by both the parties and any additional services which may be agreed in writing from time to time and called upon by Blue Dart. Blue Dart supports the RSP with C2PC platform and OTMs.

The RSP operates in a geographical area with specified pincode locations within which the Regional Service Participant has been appointed by Blue Dart to operate in order to ensure timely pick-up and deliveries. Within the prescribed territory the Regional Services Participant is authorized by Blue Dart to effect sales of Blue Dart products at the mutually agreed rates (specified in Rate Annexure) by using Blue Dart waybill. The RSP has its own independent office(s) in the territory through which it independently conducts its day-to-day operations. The RSP takes efforts to effectively and actively enhance the business, revenue and reputation of Blue Dart within the territory and maintains good relations with existing and potential customers.

- **Pickup – Delivery Associate (PDA)**

PDA is engaged, inter alia, in the business of providing logistics support to effect pick-up and delivery of consignments within a given geographical area with specified pincode locations in which PDA shall provide the services on a principal to principal basis. Alike RSP, PDA uses its best efforts effectively and actively to enhance the business, revenue and reputation of Blue Dart. PDA employs and maintains a sufficient number of adequately trained and competent personnel to perform duties, obligations and responsibilities with respect to the services.

- **FCC – Franchisee**

The Franchisee appointed by Blue Dart operates as a Franchise Collection Centre of Blue Dart. Blue Dart offers base rates to Franchisee for various domestic, international, SFC and apex shipments. These rates are discounted rates taken from the published Blue Dart tariff. The Franchisee charges its customers as per the tariff card provided by Blue Dart and undertakes not to charge more than the tariff card under any circumstances. The Franchisee pays to Blue Dart for each domestic and international shipment as per the base rates, irrespective of the actual rate that is charged by the Franchisee to the shipper. The Franchisee does not engage in any other business activity which is in direct competition or is similar to the type of business conducted by Blue Dart. The Franchisee ensures 100% security of all shipments picked up from its shipper and is compliant with Blue Dart's security procedures.

- **Express Sales Associates (ESA)**

In order to broad base its services by reaching the retail segment more effectively and efficiently, Blue Dart appoints Express Sales Associates who can pick up the shipments on behalf of Blue Dart from his allocated territory. ESA have the expertise to carry out business of pick-up of shipments and should possess his own vehicle which will be branded as per Blue Dart's standard for picking up of the shipments. ESA represents and further warrants that they have the requisite permissions and has registration with the relevant regulatory authorities including Central Excise/Service Tax Authorities, for the purpose of operating as an ESA of Blue Dart. ESA reports and coordinates all his activities with the operation-in-charge of the nominated office of Blue Dart. ESA picks up shipment in the allocated territory from the customers and hands over the same at the transfer point on the same day together with the consolidated report (challan) of all the shipments, within the cut-off timings.

EMPOWERING LOCAL COMMUNITIES - CORPORATE SOCIAL RESPONSIBILITY AT BLUE DART

Social responsibility is a core element in Blue Dart's Corporate strategy. Blue Dart is committed to support the communities around which it operates and recognizes the need to contribute to their well-being with its initiatives. As a socially responsible corporate, Blue Dart has an in-house sustainability team responsible for identifying and addressing various sustainability issues and supporting initiatives that make the world a better place for future generations. The Corporate Social Responsibility (CSR) programs at Blue Dart are compliant with Schedule VII of Section 135 of the Companies Act, 2013.

Blue Dart positions its corporate responsibility between economic benefits and liability towards the communities. A number of initiatives focused on environment, education, society and health care are undertaken by the Company as part of its Corporate Social Responsibility (CSR) intervention.

CSR Committee

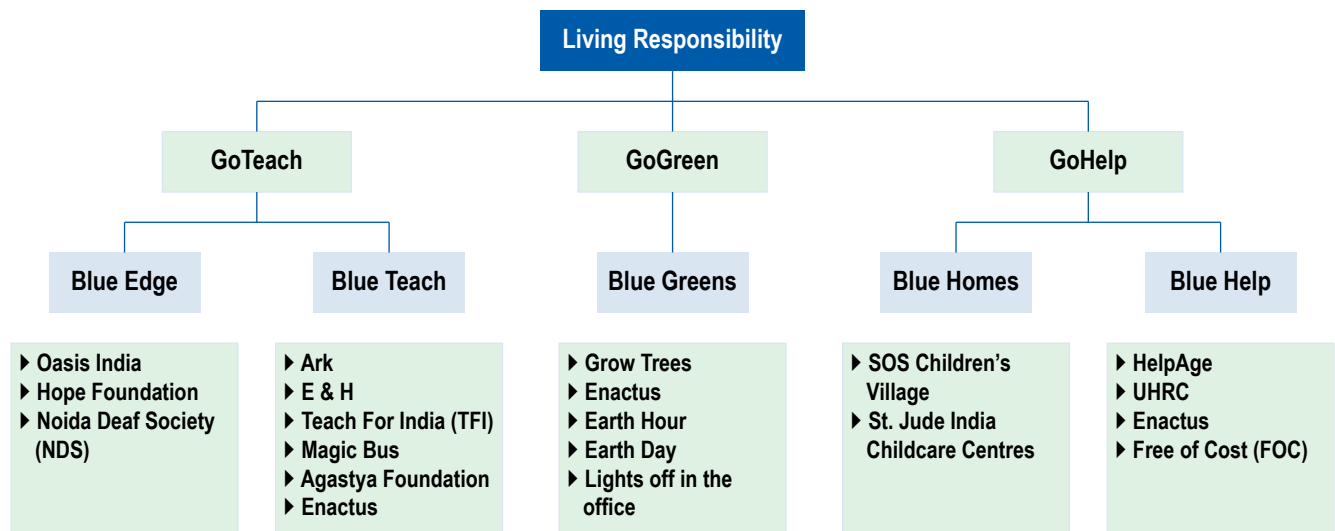
Blue Dart Express Limited has constituted a CSR Committee in the Meeting of Board of Directors of the Company held on February 5, 2014 as contemplated under the provisions of the Companies Act, 2013. The CSR Committee of the Board comprises of Mr. Sharad Upasani as Chairman of the Committee and Mr. Anil Khanna and Mr. Malcolm Monteiro as members of the Committee. The responsibilities of this committee include formulation and updating of CSR Policy, which is approved by the Board, recommending CSR expenditure to the Board for approval and monitoring CSR activities. The company has also constituted CSR Implementation/Management Committee comprising of Group Chief Financial Officer (CFO) and Chief Strategy Officer (CSO), Head - Marketing, Corporate Communications & Sustainability and Head - Human Resources for implementation and execution of CSR initiatives adopted by the company in accordance with the provisions of the Companies Act, 2013

Social Responsibility at Blue Dart

With the rapidly changing environment, Blue Dart has adopted CSR as strategic tool for sustainable growth. For Blue Dart, CSR primarily means integration of business processes with social processes and not merely an investment of funds for social activity. Blue Dart is one of the forerunners in Corporate Social Responsibility. As an Indian company with a global outlook, Blue Dart endeavors to maintain a delicate balance between economic, environmental and social interests. Being a leader in the logistics space for the last 34 years, Blue Dart has reached all corners of India thereby touching many lives.

Under the motto of "Living Responsibility", Blue Dart (along with DPDHL) focuses its corporate responsibility on three pillars namely **GoTeach (Education)**, **GoGreen (Protecting the environment)** and **GoHelp (Disaster management response)**. Blue Dart has partnered with 16 NGOs of high repute to run programs under these three pillars.

Following diagram is a presentation of the three pillars of CSR along with the beneficiaries and NGOs associated with for that particular program.



GoTeach

Blue Dart aims to provide equal educational opportunities for the underprivileged and marginalized communities in which it works; under Living Responsibility credo of GoTeach, all programs are aligned under the two pillars of Blue Edge and Blue Teach.

- A. Blue Dart started an initiative called '**Blue Edge: Empowering Lives**', aimed at enriching the lives of young adults from difficult environments, who have not been able to complete their education. The program ensures that the underprivileged section of the society is not deprived of education as a building block to their ability to earn and support their future and families and contribute positively to the community. Blue Dart started its first Blue Edge Centre at Mumbai in 2008, followed by Chennai in 2011, Bengaluru in 2014, Delhi in 2016 (special intervention for hearing impaired) and Kolkata in 2016. This program has helped transform the lives of young adults from underprivileged sections of society. It educates them about possible employment opportunities while equipping them with relevant skill sets, enabling them to make informed choices and bring stability into their lives.

Since inception, more than 1,554 students have successfully completed this program and have been felicitated at Graduation Ceremonies held in Blue Dart offices in Mumbai, Chennai, Bengaluru, Delhi and Kolkata. Many of the students who have graduated from this program have been placed successfully in reputed organizations in sunrise verticals like Telecom, Retail, FMCG, Aviation etc. and have effectively kick-started their potentially stable careers and lives.

The award winning Blue Edge: Empowering Lives program, was once again recognised at a global stage for its outstanding achievement in the field of education. Blue Dart was presented with the Gold Award in the Living Responsibility category at the DPDHL CEO Awards.

Success of Blue Edge: Empowering Lives program ensured that it was nominated as a Lighthouse Project under GoTeach from AP EEMEA. The program also received funding of 50,000 Euros from DHL as a token of appreciation for the good work conducted in the field of education and also for further extension of this program to another city in India. This fund was used to set up the Blue Edge centre in Chennai which began operations in April 2011.

- B. **Blue Teach** aims to reach out to beneficiaries touching their lives right from their childhood. Blue Teach elevates the lives of children from different strata of society, making them independent and sustainable in their lives.

Blue Dart works with Magic Bus for the Blue Dart Sports Excellence Program in Football and Kabaddi program which aims to develop sporting talent by giving special coaching in Football and Kabaddi to students from underprivileged households. The program deploys the power of sports as a developmental step to bring about lasting and positive personal and social development of children and youth from marginalised communities. The program empowers them to make informed choices about their livelihood options. Under the initiative of BlueTeach, Blue Dart supports Magic Bus for :

- Blue Dart Magic Bus Sports Excellence Kabaddi Program in Bhiwandi involving 72 students (3 teams of girls and 3 teams of boys).
- Blue Dart Magic Bus Sports Excellence Program in Kolkata involving 80 students (1 team of girls and 3 teams of boys).
- From the Blue Dart Magic Bus Sports Excellence Kabaddi Program in Bhiwandi, 3 girls represented at state level - Aishwariya Patil and Nikita Nhavane in Kabaddi and Gauri Jadhav for Wrestling.

Blue Dart along with its other business units – DHL Express, DHL Global Forwarding and DHL Supply Chain support Teach For India (TFI), a non-profit organization that is a part of the Teach For All network. College graduates and working professionals are recruited to serve as full-time teachers in low-income schools for two years. The goal is to end the problem of educational inequity in India and provide an excellent education to all children. TFI operates in 353 schools across seven cities of India - Mumbai, Pune, New Delhi, Chennai, Ahmedabad, Bengaluru and Hyderabad reaching approximately 40,000 students.

Blue Dart works with Education & Health Foundation (E&H) to support the Gyan Shala model in Lucknow, Kanpur and Farrukhabad. The program has impacted 875 children studying in Grade 1 to 3. E&H Foundation provides free quality education and healthcare to children in Uttar Pradesh and works through two models, in collaboration with Bharti Foundation (Rural Areas) & Education Support Organization (ESO) for the Gyan Shala model (Urban Areas). Classes are held in poor *bastis* (slums) providing focus on quality education to the neediest underprivileged children of the society.

Blue Dart supports one Grade of Kindergarten of the ARK-SDMC (South Delhi Municipal Corporation) school in Lajpat Nagar, Delhi consisting of 90 students from 3 sections ARK - Absolute Return for Kids (ARK) is a registered society in India with a track record of working effectively with government agencies and other non-profit partners to deliver high impact education programs throughout the country.

Blue Dart has launched Mobile Science Lab vans in Delhi and Ahmedabad. The Mobile Science Lab vans travel to 20 government schools of Ahmedabad and 18 in New Delhi to reach out to children to teach them new ways of learning in the classroom and spark their innate creativity. The Mobile Science Lab vans reach out to over 6,222 students through 28,000 exposures in the two cities through the academic year.

Blue Dart, in partnership with Enactus India works to mobilize twenty college teams across the country on projects that work in areas of women empowerment, sanitation and waste management in less privileged communities. These young students use business and economic concepts through an entrepreneurial approach to work towards poverty alleviation and livelihood enhancement.

GoHelp

Under the Living Responsibility credo of GoHelp, Blue Dart has aligned its initiatives under two key pillars of Blue Homes and Blue Help.

A. **Blue Homes** consists of two programs that are run in association with SOS Children's Villages and St. Jude India ChildCare Centre respectively.

- Blue Dart has associated with SOS Children's Villages India, an independent, non-governmental, social development organization that provides family-based care for parentless or abandoned children in India. Blue Dart supports six homes consisting of 66 children, in Jammu, Srinagar, Bhuj, Raipur, Latur and Cochin. The organization advocates the concerns, rights and needs of children in need of care and protection. SOS Children's Villages helps orphaned children in need, to help them shape their own future. Primary target beneficiaries are children without parental care (orphaned and abandoned children) and disadvantaged children in vulnerable families at the risk of losing adequate parental care.
- In 2016 Blue Dart began the Blue Dart Centre consisting of 12 units that provides shelter and nutrition to cancer affected children. The program runs in association with St. Jude India Child Care Centers, an NGO working towards filling a vital need of care giving, nutrition and providing shelter to children suffering from cancer and under treatment at Tata Memorial hospital, Mumbai. This centre stands in the 3 buildings donated by Mumbai Port Trust at Cotton Green in Mumbai, to St. Jude India. Needy children under treatment for cancer in a city away from their hometown need a clean, safe, hygienic place to stay, nutritional support, transportation to hospital for treatment, as well as recreation, education and counseling. The Blue Dart Centre provides all of this and even more to the children and their parents.
- Blue Dart has extended its partnership by supporting the operational expenditure of 3 new centers in Delhi, with 11 family units per centre.

B. In association with HelpAge India and UHRC, **Blue Help** carries out the following activities:

- Blue Dart has partnered with HelpAge India to conduct 1000 Cataract surgeries with Intra Ocular Lens (IOL) implantation to the needy elders in and around Mumbai, Thane and Palghar districts.
- Blue Dart has partnered with Urban Health Resource Center (UHRC), for various activities to spread awareness about hygiene, cleanliness, education, consumption of clean drinking water, etc. through awareness activities like street plays, rally, etc. in Indore and Agra. Under this program, Blue Dart also runs the Blue Dart Reading Room, a mobile library for underprivileged slum children based in Indore and Agra.

GoGreen

Under the Living Responsibility credo of GoGreen, Blue Dart runs programs that are aligned under the pillar of **Blue Greens**-

- Blue Dart has partnered with Grow-Trees.com, the official planting partner for United Nation's Environment Program's (UNEP) Billion Tree campaign and WWF for the planting of 51,000 trees in Orissa and in Kheda district in Gujarat. The trees will be planted only on public/community land so that they can benefit the maximum number of people.
- **Power Saver- Lights Off:** Blue Dart practices Lights Off for an hour between 1:00 pm – 2:00 pm on the last Saturday of every month across all its offices in India. Employees are encouraged to switch off the lights at their residence between 8:30 pm to 9:30 pm on the same day.
- **Earth Hour:** Blue Dart celebrated Earth Hour on March 25, 2017 by encouraging all Blue Darters to pledge to switch off all the lights for an hour in office and for one hour at home. The activity was also promoted on Blue Dart's social media platforms by posting illustrative messages related to the environment.
- **Earth Day:** Blue Dart celebrates Earth Day by circulating mailers on Environment awareness & its Dos & Don'ts. Relevant posts also uploaded on Blue Dart's official Facebook and Twitter Page creating awareness amongst its fans and followers.

- **World Environment Day:** Blue Dart HQC celebrates World Environment Day by circulating mailers on Environment awareness & its Dos & Don'ts. Relevant posts also uploaded on Blue Dart's official Facebook and Twitter Page creating awareness amongst its fans and followers.

CSR Expenditure for FY 2016-17 – Under the umbrella of the 3 pillars of Living Responsibility – GoTeach, GoHelp and GoGreen, a total amount of **INR 54,732,538** has been spent by Blue Dart. For more details on CSR Expenditure, please refer to the Directors' Report.

ANNEXURE - SEBI FORMAT

a. Section A: General Information about the Company

| QUESTION | | INFORMATION/REFERENCE SECTION |
|----------|--|---|
| 1. | Corporate Identity Number (CIN) of the Company | L61074MH1991PLC061074 |
| 2. | Name of the Company | Blue Dart Express Limited |
| 3. | Registered address | Blue Dart Centre, Sahar Airport Road, Andheri (East), Mumbai - 400099 |
| 4. | Website | www.bluedart.com |
| 5. | E-mail id | communications@bluedart.com |
| 6. | Financial Year reported | 1st April, 2016 to 31st March, 2017 |
| 7. | Sector(s) that the Company is engaged in (industrial activity code-wise) | Courier and Express services (NIC : 5320) |
| 8. | List three key products/services that the Company manufactures/ provides (as in balance sheet) | Courier and Express services |
| 9. | Total number of locations where business activity is undertaken by the Company | Blue Dart is South Asia's premier courier, and integrated express package Distribution Company. We have the most extensive domestic network covering over 35,000 locations, and service more than 220 countries and territories worldwide through our group company DHL, the premier global brand name in express distribution services. Blue Dart is having total number of 608 offices across India. |
| | i. Number of International Locations (Provide details of major 5) | |
| | ii. Number of National Locations | |
| 10. | Markets served by the Company – Local/State/National/International | India |

b. Section B: Financial Details of the Company

| QUESTION | | INFORMATION/REFERENCE SECTION |
|----------|---|---|
| 1. | Paid up Capital (INR) | 2376 Lakhs |
| 2. | Total Turnover (INR) | 268,087 Lakhs |
| 3. | Total profit after taxes (INR) | 13,957 Lakhs |
| 4. | Total Spending on Corporate Social Responsibility (CSR) as percentage of profit after tax (%) | 2% |
| 5. | List of activities in which expenditure in 4 above has been incurred:- | Refer 'Empowering Local Communities - Corporate Social Responsibility at Blue Dart' section of Business Responsibility Report |

c. Section C: Other Details

| QUESTION | INFORMATION |
|---|--|
| 1. Does the Company have any Subsidiary Company/ Companies? | Yes, the Company has two subsidiary companies viz. Blue Dart Aviation Limited and Concorde Air Logistics Limited |
| 2. Do the Subsidiary Company/Companies participate in the BR Initiatives of the parent company? If yes, then indicate the number of such subsidiary company(s) | There is no direct participation |
| 3. Do any other entity/entities (e.g. suppliers, distributors etc.) that the Company does business with, participate in the BR initiatives of the Company? If yes, then indicate the percentage of such entity/entities? [Less than 30%, 30-60%, More than 60%] | No |

d. Section D: BR Information

| QUESTION | INFORMATION |
|---|--|
| 1. Details of Director/Directors responsible for BR | |
| a) Details of the Director/Directors responsible for implementation of the BR policy/policies | <ul style="list-style-type: none"> • DIN Number – 01739334 • Name - Mr. Sharad Upasani • Designation – Chairman • DIN Number – 01334483 • Name - Mr. Anil Khanna • Designation – Managing Director • DIN Number – 00089757 • Name - Mr. Malcolm Monteiro • Designation – Director |
| b) Details of the BR head | <ul style="list-style-type: none"> • DIN Number (if applicable) – N.A. • Name – Mr. Yogesh Dhingra • Designation – Group CFO and CSO • Telephone number - 28396444 • E-mail ID - yogeshd@bluedart.com |

| 2. Principle-wise (as per NVGs) BR Policy/policies (Reply in Y/N) | | | | | | | | | | | |
|--|---|--|-----------|-----------|-----------|-----------|-----------|-----------|-----------|-----------|---|
| S.No | Questions | P1 | P2 | P3 | P4 | P5 | P6 | P7 | P8 | P9 | |
| 1. | Do you have a policy/policies for | Y | Y | Y | Y | Y | Y | Y | Y | Y | Y |
| 2. | Has the policy been formulated in consultation with relevant stakeholders? | All the policies have been formulated in consultation with the Management of the Company and is approved by Board of Directors. | | | | | | | | | |
| 3. | Does the policy conform to any national/international standards? Specify if Yes | All the policies are compliant with respective principles of NVG guidelines. | | | | | | | | | |
| 4. | Has the policy been approved by the Board? Has it been signed by MD/Owner/CERO/ Appropriate Board Director? | All the policies have been approved by the Board and have been signed by the Managing Director. | | | | | | | | | |
| 5. | Does the company have a specified committee of the Board/ Director/Official to oversee the implementation of the policy? | The Board has constituted BRR Committee consisting of Mr. Sharad Upasani, Mr. Anil Khanna and Mr. Malcolm Monteiro. | | | | | | | | | |
| 6. | Indicate the link for the policy to be viewed online | Copies will be made available on receipt of written request from shareholders. | | | | | | | | | |
| 7. | Has the policy been formally communicated to all relevant internal and external stakeholders? | The policies have been formally communicated to internal stakeholders. The external stakeholders will be communicated in due course. | | | | | | | | | |
| 8. | Does the company have in-house structure to implement the policy/policies? | Y | Y | Y | Y | Y | Y | Y | Y | Y | Y |
| 9. | Does the company have a grievance redressal mechanism to address stakeholders' grievance related to the policy/policies? | Y | Y | Y | Y | Y | Y | Y | Y | Y | Y |
| 10. | Has the company carried out independent audit/evaluation of the working of this policy by an internal or external agency? | It will be done in due course. | | | | | | | | | |

| QUESTION | REFERENCE SECTION |
|---|---|
| 3. Governance related to BR | |
| Indicate the frequency with which the Board of Directors, Committee of the Board or CEO to assess the BR performance of the Company. (Within 3 months, 3-6 months, Annually, More than 1 year?) | Annually |
| Does the Company publish a BR or a Sustainability Report? What is the hyperlink for viewing this report? How frequently it is published? | The Company has been publishing information on its sustainability efforts as part of its annual report on a voluntary basis |

e. Section E: Principle - wise performance

| QUESTION | REFERENCE SECTION |
|---|---|
| Principle 1: Ethics, Transparency and Accountability | |
| 1. Does the policy relating to ethics, bribery and corruption cover only the company? Yes/No. Does it extend to the Group/Joint-Ventures/Suppliers/Contractors/NGOS/Others? | Refer 'Building a Responsible Business - Ethics and Corporate Governance' section of Business Responsibility Report |
| 2. How many stakeholders' complaints have been received in the past financial year and what percentage was satisfactorily resolved by the management? If so provide details thereof, in about 50 words or so. | |

| QUESTION | | REFERENCE SECTION |
|---|--|--|
| Principle 2: Sustainable Products and Services | | |
| 1. | List up to 3 of your products or services whose design has incorporated social or environmental concerns, risks and/or opportunities. | Refer 'Environment & Energy' section of Business Responsibility Report |
| 2. | For each such product, provide the following details in respect of resource use (energy, water, raw material etc.) per unit of product (optional): i. Reduction during sourcing/production/ distribution achieved since the previous year throughout the value chain? ii. Reduction during usage by consumers (energy, water) has been achieved since the previous year? | |
| 3. | Does the company have procedures in place for sustainable sourcing (including transportation)? If yes, what percentage of your inputs was sourced sustainably? Also, provide details thereof, in about 50 words or so. | |
| 4. | Has the company taken any steps to procure goods and services from local & small producers, including communities surrounding their place of work? If yes, what steps have been taken to improve their capacity and capability of local and small vendors? | |
| 5. | Does the company have a mechanism to recycle products and waste? If yes what is the percentage of recycling of products and waste (separately as <5%, 5-10%, >10%). Also, provide details thereof, in about 50 words or so. | |

| | | |
|---|--|---|
| Principle 3: Employee Well Being | | |
| 1. | Please indicate the Total number of employees. | Refer 'Aspiring to be Employer of Choice : Workforce Management at Blue Dart' section of Business Responsibility Report |
| 2. | Please indicate the Total number of employees hired on temporary/ contractual/ casual basis. | |
| 3. | Please indicate the Number of permanent women employees. | |
| 4. | Please indicate the Number of permanent employees with disabilities. | |
| 5. | Do you have an employee association that is recognized by management? | |
| 6. | What percentage of your permanent employees is members of this recognized employee association? | |
| 7. | Please indicate the number of complaints relating to child labor, forced labor, involuntary labor, and sexual harassment in the last financial year and pending, as on the end of the financial year. | |
| 8. | What percentage of your under mentioned employees were given safety & skill up-gradation training in the last year? • Permanent Employees • Permanent Women Employees • Casual/Temporary/Contractual Employees • Employees with Disabilities | |

| | | |
|---|---|---|
| Principle 4: Valuing Marginalised Stakeholders | | |
| 1. | Has the company mapped its internal and external stakeholders? | Refer 'Managing Stakeholder Priorities – Stakeholder engagement at Blue Dart' section of Business Responsibility Report |
| 2. | Out of the above, has the company identified the disadvantaged, vulnerable & marginalized stakeholders? | |
| 3. | Are there any special initiatives taken by the company to engage with the disadvantaged, vulnerable and marginalized stakeholders. If so, provide details thereof, in about 50 words or so. | |

| QUESTION | | REFERENCE SECTION |
|----------------------------------|---|---|
| Principle 5: Human Rights | | |
| 1 | Does the policy of the company on human rights cover only the company or extend to the Group/Joint Ventures/Suppliers/Contractors/NGOs/ Others? | Refer 'Building a Responsible Business - Ethics and Corporate Governance' section of Business Responsibility Report |
| 2. | How many stakeholder complaints have been received in the past financial year and what percent was satisfactorily resolved by the management? | |

| | | |
|---------------------------------|--|--|
| Principle 6: Environment | | |
| 1. | Does the policy related to Principle 6 cover only the company or extends to the Group/Joint Ventures/Suppliers/Contractors/NGOs/others? | Refer 'Environment & Energy' section of Business Responsibility Report |
| 2. | Does the company have strategies/initiatives to address global environmental issues such as climate change, global warming, etc.? Y/N. If yes, please give hyperlink for webpage etc. | |
| 3. | Does the company identify and assess potential environmental risks? | |
| 4. | Does the company have any project related to Clean Development Mechanism? If so, provide details thereof, in about 50 words or so. Also, if Yes, whether any environmental compliance report is filed? | |
| 5. | Has the company undertaken any other initiatives on - clean technology, energy efficiency, renewable energy, etc.? Y/N. If yes, please give hyperlink for web page etc.? | |
| 6. | Are the Emissions/Waste generated by the company within the permissible limits given by CPCB/SPCB for the financial year being reported? | |
| 7. | Number of show cause/ legal notices received from CPCB/SPCB which are pending (i.e. not resolved to satisfaction) as on end of Financial Year. | |

| | | |
|-------------------------------------|--|---|
| Principle 7: Policy Advocacy | | |
| 1. | Is your company a member of any trade and chamber or association? If Yes, Name only those major ones that your business deals with: | Refer 'Building a Responsible Business - Ethics and Corporate Governance' section of Business Responsibility Report |
| 2. | Have you advocated/lobbied through above associations for the advancement or improvement of public good? Yes/No; if yes specify the broad areas (drop box: Governance and Administration, Economic Reforms, Inclusive Development Policies, Energy security, Water, Food Security, Sustainable Business Principles, Others) | |

| | | |
|--------------------------------------|--|---|
| Principle 8: Inclusive Growth | | |
| 1. | Does the company have specified programmes/initiatives/projects in pursuit of the policy related to Principle 8? If yes details thereof. | Refer 'Empowering Local Communities - Corporate Social Responsibility at Blue Dart' section of Business Responsibility Report |
| 2. | Are the programmes/projects undertaken through in-house team/own foundation/external NGO/ government structures/any other organization? | |
| 3. | Have you done any impact assessment of your initiative? | |
| 4. | What is your company's direct contribution to community development projects- Amount in INR and the details of the projects undertaken? | |
| 5. | Have you taken steps to ensure that this community development initiative is successfully adopted by the community? Please explain in 50 words, or so. | |

| QUESTION | | REFERENCE SECTION |
|------------------------------------|--|---|
| Principle 9: Customer Value | | |
| 1. | What percentage of customer complaints/consumer cases are pending as on the end of financial year. | Refer 'Building a Responsible Business - Ethics and Corporate Governance' section of Business Responsibility Report |
| 2. | Does the company display product information on the product label, over and above what is mandated as per local laws? Yes/No/N.A./ Remarks (additional information) | |
| 3. | Is there any case filed by any stakeholder against the company regarding unfair trade practices, irresponsible advertising and/or anti-competitive behavior during the last five years and pending as on end of financial year. If so, provide details thereof, in about 50 words or so. | Refer 'Managing Stakeholder Priorities – Stakeholder engagement at Blue Dart' section of Business Responsibility Report |
| 4. | Did your company carry out any consumer survey/ consumer satisfaction trends? | |

DIRECTORS' REPORT

To the Members,

Your Directors take great pleasure in presenting the Twenty Sixth Annual Report of your Company for the financial year ended March 31, 2017.

FINANCIAL RESULTS

(₹ in Lakhs)

| Particulars | Standalone | | Consolidated | |
|--|-----------------------------------|-----------------------------------|-----------------------------------|-----------------------------------|
| | For the year ended March 31, 2017 | For the year ended March 31, 2016 | For the year ended March 31, 2017 | For the year ended March 31, 2016 |
| Revenues | | | | |
| Service Charges | 268,087 | 255,192 | 268,950 | 256,294 |
| Other Income | 2,782 | 3,057 | 2,616 | 3,479 |
| Less : Operating Expenses | 241,645 | 222,121 | 234,777 | 215,671 |
| Gross Profit (EBIDTA) | 29,224 | 36,128 | 36,789 | 44,102 |
| Less : Finance Cost | 3,125 | 3,114 | 4,501 | 4,310 |
| Depreciation & Amortisation | 4,393 | 4,022 | 10,375 | 10,206 |
| Earnings before tax | 21,706 | 28,992 | 21,913 | 29,586 |
| Less : Income Tax Expenses | 7,749 | 9,994 | 7,929 | 9,903 |
| Earnings after tax | 13,957 | 18,998 | 13,984 | 19,683 |
| Other Comprehensive Income (post Tax) | 279 | 153 | 285 | 471 |
| Total Comprehensive Income for the year | 13,678 | 18,845 | 13,699 | 19,212 |
| Non Controlling Interest | | | | |
| Profit is attributable to : | | | | |
| Owners of Blue Dart Express Ltd. | | | 13,984 | 19,623 |
| Non Controlling Interest | | | - | 60 |
| Total | 13,957 | 18,998 | 13,984 | 19,683 |
| Retained Earnings | | | | |
| Balance as at the beginning of the year | 31,713 | 20,939 | 22,761 | 16,816 |
| Add : Profit for the year | 13,957 | 18,998 | 13,984 | 19,623 |
| Profit available for appropriation | 45,670 | 39,937 | 36,745 | 36,439 |
| Appropriations | | | | |
| Put / Call option liability towards Non-Controlling Interest in a subsidiary | - | - | - | 5,136 |
| Deferred Tax adjustments on settlement of Put/Call liability | - | - | 373 | - |
| Dividend (including dividend distribution tax) | 8,568 | 5,738 | 8,568 | 5,738 |
| Transfer to Debenture Redemption Reserve | 2,333 | 2,333 | 2,333 | 2,333 |
| Remeasurement of post employment benefit obligation, net of tax | 279 | 153 | 285 | 471 |
| Balance as at the end of the year | 34,490 | 31,713 | 25,186 | 22,761 |

Notes :

- The above figures are extracted from the standalone and consolidated financial statements prepared in compliance with Indian Accounting Standards (Ind AS). These financial statements of the Company comply with all aspects with Indian Accounting Standards (Ind AS) notified under Section 133 of the Companies Act, 2013 (the Act) [Companies (Indian Accounting Standards) Rules, 2015] and other relevant provisions of the Act.
- The comparative financial information of the Company for the year ended March 31, 2016 and the transition date opening balance sheet as at April 1, 2015 included in these Standalone and Consolidated Ind AS financial statements, are based on the previously issued statutory financial statements for the years ended March 31, 2016 and March 31, 2015 prepared in accordance with the Companies (Accounting Standards) Rules, 2006 (as amended) and adjustments to those financial statements for the differences in accounting principles adopted by the Company on transition to the Ind AS.
- Expenses include one time professional charges of ₹ 3,514 lakhs for the year ended March 31, 2017 towards consultation & advisory services to strengthen the company's strategic plans.

DIRECTORS' REPORT

REVIEW OF PERFORMANCE

The Indian economy continued to witness slow growth during the current year. The Economic Survey 2017 projected a 6.5% growth for 2016-17. The Central Statistics Office had earlier projected a growth rate of 7.1% for 2016-17. Demonetization implemented on November 8, 2016 is estimated to have impacted growth. The Company observed a drop in revenue which impacted Net Sales/income from operations as well as profit for the last few months.

In such a challenging scenario, your Company posted a profit after tax of ₹ 13,957 Lakhs for the year ended March 31, 2017 as compared to ₹ 18,998 Lakhs for the year ended March 31, 2016. Income from operations for the year ended March 31, 2017 was ₹ 268,087 Lakhs as compared to ₹ 255,192 Lakhs for the year ended March 31, 2016.

With a dedicated air and ground network enhanced with cutting-edge technology, Blue Dart continues to be South Asia's premier air and integrated transportation, distribution and logistics company. It offers a wide range of innovative and simplified solutions across industry verticals. Your company has been persistent in its commitment to deliver excellent service quality, high customer satisfaction and innovative methods to enhance service offerings. Your company is a market leader in the organised air express and a leading player in the organised ground express and has been servicing the e-tail industry ever since its emergence in India.

Your Company is continuously striving to meet the demands of the e-tail industry through various value added services. Your company offers extensive coverage in Blue Dart country with dedicated infrastructure, captive fleet, teams for deliveries and 24x7 shipment visibility which further enhances the service. Your Company also offers multiple delivery options such as parcel shops, parcel locker and mobile service centers for greater convenience of our valued customers.

Your Company has an impeccable service record driven by motivated and passionate team, the testimony for which rests in the numerous awards bestowed on the Company over the years. As a responsible corporate entity, your Company continues to contribute towards environmental and social causes that enhance and nurture the society in which it operates.

Your Company has invested extensively in technology infrastructure to create differentiated delivery capabilities, quality services and customized solutions for customers. The use of technology has minimized cost, improved processes and allowed the company to introduce innovative solutions to provide customers high quality service. Your Company provides most efficient solutions to e-tailers and their customers with a seamless and unique experience. Some examples include digitization of the entire logistics chain, customized reports and automated performance updates, APIs, 24x7 shipment visibility, online dashboards for real time status etc. In order to enable a digitalized payment, your Company added over 15 digital wallets on the courier hand-held machines apart from enabling acceptance of credit/debit cards. As a consequence, information technology remains one of the Company's key differentiators in the industry.

Your Company's online presence through official Facebook, Twitter, Google+ and YouTube pages reached an extensive audience base and rapidly gathering followers, creating a stream of customers who are ardent advocates of the brand and influence a positive opinion in the new age media.

Your Company is also the first, largest and till date the only Express delivery company in India with dedicated freighters offering air services through a fleet of six Boeing 757 - 200, in the seven major Cities of India flying through the night to allow for late cut-offs and early morning deliveries. A customer delight.

Your Company continues to focus on innovation, reach expansion, transit time improvements, emerging towns (Tier-II, III and IV) activation, strengthening the distribution channel to enhance reach and strives to keep delivering beyond the expectations of all stakeholders.

Blue Dart continues to be certified to the ISO 9001 standards since 1996 and successfully re-certified itself in September 2014 for a 3 year period to the new global ISO 9001-2008 standards for "design, management and operations of the countrywide express transportation and distribution services within the Indian sub-continent and international destinations serviced through multinational express companies".

Your Company continues to drive "First Choice" and "Net Promoter Approach" (NPA) initiatives, enhancing process improvements, customer centricity and service quality mission.

INDIAN ACCOUNTING STANDARDS (Ind AS)

The Ministry of Corporate Affairs (MCA), vide its notification in the Official Gazette dated February 16, 2015, notified applicability of Ind AS to a certain class of Companies. Accordingly, Ind AS was applicable to your Company for the accounting period beginning April 1, 2016 with a transition date on April 1, 2015. Your Company has adopted the Ind AS and the financial statements comply with all aspects with Indian Accounting Standards (Ind AS) notified under Section 133 of the Companies Act, 2013 (the Act) [Companies (Indian Accounting Standards) Rules, 2015] and other relevant provisions of the Act.

The comparative financial information of the Company for the year ended March 31, 2016 and the transition date opening balance sheet as at April 1, 2015 included in the Standalone and Consolidated Ind AS financial statements, are based on the previously issued statutory financial statements for the years ended March 31, 2016 and March 31, 2015 prepared in accordance with the Companies (Accounting Standards) Rules, 2006 (as amended) and adjustments to those financial statements for the differences in accounting principles adopted by the Company on transition to the Ind AS.

Transition to Ind AS was smooth and did not have any significant financial impact as Company was already following prudent accounting policies similar to IFRS standards. The Board of Directors complimented finance team for smooth transition to Ind AS.

DIRECTORS' REPORT

DIVIDEND

Your Directors are pleased to recommend a Dividend of ₹ 15/- (Rupees Fifteen Only) per equity share for the year ended March 31, 2017, subject to necessary approval by the Shareholders at the Annual General Meeting of the Company.

The Dividend on Equity shares including Dividend Distribution Tax, once approved by the members at the ensuing Annual General Meeting, will sum up to a total of ₹ 4,284 Lakhs equivalent of 30.7% of the standalone profit after tax as compared to the total dividend (including Dividend Distribution Tax) of ₹ 8,568 Lakhs for the previous year.

Dividend Distribution Policy :

Regulation 43A of the SEBI Listing Regulations ("LODR"), requires top 500 listed companies to formulate a Dividend Distribution Policy based on market capitalization. In compliance with the said requirement, the Company has formulated its Dividend Distribution Policy, which is available on the company's website at https://www.nseprimeir.com/z_BlueDart/files/DividendDistribution_Policy_BlueDart.pdf

INTEREST ON DEBENTURES

The Company paid Interest on the Unsecured, Redeemable, Non-Convertible Debentures on March 31, 2017 aggregating to ₹ 3,113 Lakhs.

Details of the unsecured, redeemable, non-convertible, Debentures are as under:

| Particulars | Series I | Series II | Series III |
|--------------------|-------------------|-------------------|-------------------|
| Issue price | ₹10/- | ₹10/- | ₹10/- |
| Issue date | November 21, 2014 | November 21, 2014 | November 21, 2014 |
| No of debentures | 166095538 | 94911736 | 71183802 |
| Rate of Interest | 9.3% p.a. | 9.4% p.a. | 9.5% p.a. |
| Period (Tenure) | 36 months | 48 months | 60 months |
| Date of Redemption | November 20, 2017 | November 20, 2018 | November 20, 2019 |

Axis Trustee Service Ltd. acts as the Debenture Trustee.

TRANSFER TO DEBENTURE REDEMPTION RESERVE

In accordance with the requirements of the Companies Act, 2013, the Company has created an additional provision of ₹ 2,333 Lakhs (previous year ₹ 2,333 Lakhs) in respect of Unsecured, Redeemable, Non-Convertible Debentures. The balance in Debenture Redemption Reserve as at March 31, 2017 stood at ₹ 5,638 Lakhs.

OPERATIONS REVIEW

Your Company offers secure and reliable delivery of consignments to over 35,000 locations in India. As part of the DPDHL Group, your

Company accesses the largest and most comprehensive express and logistics network worldwide covering over 220 countries and territories and offers an entire spectrum of the logistic solutions.

Your Company is flexible, innovative and an agile organisation offering solutions to all sectors across the express logistics supply chain in the country, be it traditional businesses such as Banking and Financial Services (BFSI), IT, Automotive, Pharmaceuticals etc. or new age opportunities like E-tailing.

Your Company has always pioneered solutions for the industry which have become benchmarks for others to follow.

Your Company has an unmatched infrastructure, extensive reach, a fleet of six Boeing 757-200 freighters with a capacity of 425 tonnes per night, a flotilla of over 9,400 vehicles, 608 facilities and over 10,000 committed, passionate and extraordinarily talented Blue Darters driven by a unified passion of delivering service excellence and value for customers.

Your Company carried over 1,841.49 Lakhs domestic shipments and over 9.12 Lakhs international shipments weighing more than 641,284 tonnes during the financial year ended March 31, 2017.

FACILITIES / INFRASTRUCTURE

During the year, your Company added 97 new and 7 replacement facilities taking total number of facilities to 608, with a combined area of over 31,22,501 sq.ft. across the country. The Company added hubs at various locations viz; Nagpur, Goa, Raipur, Vijayawada, Visakhapatnam, Pondicherry, Bhopal, Gwalior, Rajkot, Indore etc. Your Company plans to further strengthen and consolidate its infrastructure, both air and ground.

AVIATION SYSTEM

The Company has an ACMI Contract with India's first and only cargo airline, Blue Dart Aviation Ltd. (BDAL), a wholly owned subsidiary company for dedicated air carriage capacity which has ensured strong support in sustaining Blue Dart's leadership position through its unique aviation network.

During the year, your Company received repayment of Loan from BDAL of ₹ 3,911 Lakhs (Previous year ₹ 3,208 Lakhs). As at March 31, 2017, the outstanding loan balance is, ₹ 5,437 (Previous year ₹ 9,348 Lakhs) of which ₹ 2,441 Lakhs (Previous year ₹ 3,911 Lakhs) is receivable within 12 months of balance sheet date. The loan carries an interest computed at an average 'base' rate of IDBI Bank and ICICI Bank with an interest re-set bi-annually. The Company has paid ₹ 7,568 Lakhs as Inter Corporate Deposit to BDAL and the same was repaid on March 31, 2017.

During the year, BDAL strengthened its existing fleet of six Boeing 757-200 freighters to meet the growing demand and improve service quality. BDAL handled 41 charters and uplifted 94,394 tonnes on its network. This was made possible with an unprecedented additional

DIRECTORS' REPORT

243 day flights in addition to scheduled night operations to handle additional loads within limited resources and significantly contributed to your company's performance.

BDAL has delivered an 'On Time Performance' of 86.58% and 'Technical Dispatch Reliability' of 99.42%, which is the best in the industry.

FINANCE

Your Company's financial position continues to remain healthy with adequate liquidity to meet the Company's strategic objectives and medium term obligations.

CASH FLOWS

During the year, your Company has generated a net cash flow of ₹ 14,293 Lakhs from its operations as against ₹ 27,080 Lakhs in the preceding financial year on standalone basis. This cash was partially deployed in Capital Assets, Investments, Debt servicing and for payment of dividend.

WORKING CAPITAL MANAGEMENT

Despite a challenging, uncertain and an adverse global and local macroeconomic scenario, your Company continued to manage its working capital efficiently, which is considered to be the best in the industry and within the benchmarks laid by the DPDHL group.

Your Company efficiently utilized its surplus funds by investing in various high rated debt schemes (liquid category) of mutual funds / fixed deposits with Banks. Liquidity in the Balance Sheet requires to be balanced between earning and adequate returns covering financial risk. The Company's growth has been entirely fueled through cash generation from operations which is adequate to support its working capital and capital expenditure requirements.

The Company's Earnings Per Share (basic & diluted) for the year ended March 31, 2017 stood at ₹ 58.82 per share as compared to ₹ 80.07 per share for the previous year ended March 31, 2016.

CREDIT RATING

Your Company continues to enjoy high credit rating for its Debentures and commercial paper programme / short-term debt programme:

1. ICRA Ltd. (an Associate of Moody's Investors Service) and India Ratings & Research Private Ltd. (a Fitch Group Company) have reaffirmed "[ICRA] AA" (stable) rating and "IND AA" (stable) rating respectively for Company's Unsecured, Non convertible Debenture of ₹ 33,220 Lakhs.
2. "[ICRA] A1+" (ICRA A one plus) reaffirmed by ICRA Ltd. for the Company's commercial paper/ short-term debt programme of ₹ 2,500 Lakhs (outstanding –Nil). The rating indicates highest credit quality for short term instruments.

3. "ICRA AA" (stable) (ICRA double A) (long term rating) to the Company's Bank limits (working capital) of ₹ 3,615 Lakhs (including fund based and non-fund based limits). The rating considered to have high degree of safety regarding timely servicing of financial obligation carrying very low credit risk. ICRA also assigned "ICRA A1+" (ICRA A one plus) (short term rating) for the said limits. The rating indicates very strong degree of safety regarding timely payment of financial obligation carrying lowest credit risk.
4. IND "A1+" (IND A one plus) reaffirmed by India Ratings and Research Private Ltd. for the Company's short-term debt programme of ₹ 3,000 Lakhs (outstanding –Nil), indicating the strongest capacity of timely payment of its financial commitments.

SUBSIDIARY COMPANIES

On November 24, 2016 the Company acquired balance 62,40,000 equity shares of Blue Dart Aviation Limited (BDAL) for a consideration of ₹ 7,061 lakhs (including incidental expenses) and thereby enhanced its holding into BDAL from 74% to 100%. Consequently, BDAL become a wholly owned subsidiary of the Company with effect from November 24, 2016.

The Audited Financial Statements of BDAL and Concorde Air Logistics Ltd. (CALL), wholly owned subsidiary companies for the year ended March 31, 2017 together with the reports of Directors and Auditors are attached. The Statement containing salient features of the financial statements of the subsidiary companies in the prescribed format viz; AOC-1 is annexed as 'Annexure A' to the Board's Report. The statement also provides the details of performance and financial position of the subsidiary companies.

The Consolidated Financial Results represent those of the Company and its wholly owned subsidiaries viz; BDAL and CALL. The Company has consolidated its results in accordance with the Ind AS 110 - 'Consolidated Financial Statements' pursuant to Section 133 of the Companies Act, 2013 read with Companies (Indian Accounting Standards) Rules, 2015.

Pursuant to requirements of Regulation 16 (c) of the Securities and Exchange Board of India (Listing Obligations and Disclosure Requirements) Regulations, 2015, the Company has formulated 'Policy on determining Material Subsidiaries'.

The Policy is posted on the website of the Company viz; www.bluedart.com.

The web link of the said Policy is viz; http://www.nseprimeir.com/z_BlueDart/files/Bluedart_PolicyonMaterialSubsidiary.pdf

DHL EXPRESS (SINGAPORE) PTE. LTD., PROMOTER SHAREHOLDER

DHL Express (Singapore) Pte. Ltd. holds 75% of the Equity Capital of the Company. The acquisition of majority shares by DHL Express

DIRECTORS' REPORT

(Singapore) Pte. Ltd. in the year 2005 provides the Company and its customers with a firm strategic advantage. The combined service offerings of both the organisations cover the entire spectrum of distribution within India and globally. Your Company's brand 'Blue Dart' is a leading brand in the country with an unmatched domestic network, robust infrastructure and skilled personnel. DHL is an acknowledged global leader with a strong and long-standing presence in India. Together, both present a powerful backbone to business and support the "Make in India" mission.

In our efforts to constantly collaborate and optimise with the support of our group Companies viz; DHL Express (India) Pvt. Ltd., DHL Supply Chain (India) Pvt. Ltd., DHL Logistics Pvt. Ltd., Williams Lea Tag, the India Steering Committee comprising of Senior Management Team Leaders from each group Company made significant progress in the past year to maximise synergies amongst business units with focus on improving infrastructure, service quality and cost efficiencies, thereby improving the customer experience.

OUTLOOK FOR THE FUTURE

There is a huge focus on building infrastructure in India despite various challenges viz; complex regulatory compliances, different tax structures in the States, changing business models, urbanization and shortage of skilled manpower etc. Progressing towards the golden quadrilateral project, Delhi-Mumbai industrial corridor, dedicated freight corridors for railways, new civil aviation policy, Goods and Service Tax (GST) implementation, the smart city mission and the Jan-Dhan-Aadhar trinity are steps in the positive direction.

The implementation of GST will be a game changing reform for the Indian economy, developing a common Indian market and reducing the cascading effect of tax on the cost of goods and services. GST will further give impetus to the transport and logistics industry in India. While the entire dynamics of transportation and logistics will undergo a sea change post GST implementation, it will lead to a leaner and optimised logistics industry, which in turn will lead to enhanced efficiencies. Both logistics as well as manufacturing companies will be able to take better advantage of the economies of scale generated by realignment of distribution strategies.

GST has the potential to accelerate growth in the logistics industry. GST implementation will reduce time taken at various check posts while transporting goods thereby reducing costs for customers and logistics companies. Presently, trucks remain idle for a long period of the total travel time due to Central Sales Tax/ Octroi Payment, check post clearances etc.

Your company's focus on customer service is appreciated by customers on account of quick response time and reliability. This holds true for E-tailing and also for other industry verticals viz; Banking, Financial Services, Automotive, Electrical, Consumer Durables, Pharmaceuticals, FMCG, Textile, Computer/ IT etc. Your company has been a leading service provider to these industries which is evident from the best in class Customer Satisfaction scores, numerous industry awards and various recommendations from customers across verticals.

Your Company is optimistic about the growth of the Indian industry. Life Sciences and Healthcare, Automotive, Consumer Durables, Banking & Financial Services, Computer/IT, e-tailing etc. which are largely domestic consumption-driven will continue to grow. Your Company will continue its focus on product innovation and service enhancements and registering good growth numbers by partnering in the industrial and services growth story. The SME sector is also a good avenue for growth and company has been extensively partnering their sector in its growth through customized products and solutions and increased connectivity to markets. Your company is geared to face challenges for the Financial Year 2017-2018. Your Directors look forward to improved performance over the coming years.

READINESS FOR GST

Your company is closely keeping track of the GST related legislations impacting various facets of its business, as and when the relevant provisions of legislation, albeit in the form of draft laws are being unveiled.

The company is also taking proactive steps to provide inputs to the relevant government authorities in the form of representations, individually and through various industry forums, positively contributing to shaping and ensuring seamless implementation of the new tax compliance structure.

At the organizational level, the Company is overhauling its ERP systems and business processes to ensure compliance with GSTN requirements. Also, cross-functional teams are working towards GST readiness in all aspects.

ENTRY TAXES

During the financial year 2016-17, few States introduced entry tax on e-commerce goods entering their borders, the major ones being Rajasthan, Madhya Pradesh, Uttar Pradesh and Himachal Pradesh. Each of the states had their unique set of requirements with regard to the timing of payment, process to be followed for declaration of goods, nature of security and permits required at the time of entry. The introduction of entry taxes in these states resulted into increased compliance requirements. There is also working capital blockage to some extent since company is first paying entry taxes and subsequently gets re-imburement from the customers. The Company has suitably amended its processes and systems to ensure that this does not impact service delivery promise to its customers.

AWARDS AND RECOGNITIONS

Your company's innumerable efforts in the pursuit of endless excellence were recognized throughout the year ended March 31, 2017. The position as an industry leader was significantly reiterated by the accolades received from several industry bodies and customers. Your Company won several awards which validate its Brand Equity, Leadership, Human Resource, Marketing, Customer Service, Business acumen and Corporate Social Responsibility.

Your Company is benchmarked to international standards and has won several brand leadership awards viz; recognized as one

DIRECTORS' REPORT

of 'Top 25 Employers in India' by Aon Hewitt, voted as a Business Superbrand for the 10th consecutive year and Reader's Digest Most Trusted Brand Award for the 11th consecutive year, honoured with the Amity Leadership Award for Business Excellence by Leveraging IT in Express Distribution Services – 2017, the 'Iconic Brand' in the Logistics Sector at the Globe Platinum Awards 2016 in Hong Kong, awarded for Brand Excellence in Supply Chain & Logistics Sector at the Brand Excellence Awards, the Most Efficient Last Mile Operator of the Year at the 10th Express Logistics and Supply Chain (ELSC), Regional Express Provider of the Year Award at Payload Asia 2016 Award, National Award for Excellence in Cost Management, Ranked 2 in Transportation sector by 'Best companies to work for in India 2016' - Awarded by Great Place to Work Institute, India, National Award for Innovation in Learning 2016, National Award for Marketing Excellence in Supply Chain & Logistic Sector 2016

Your Company was honoured with the DHL AP Innovation Award 2017 and DHL eCommerce Award 2017 – HR 2017, awarded the Gold in the "Employer of Choice" in the DPDHL CEO Awards – 2016 category and awarded with the Excellence in Employee Engagement at the Business World 2nd HR Excellence Awards, 2016 and Ranked 17th amongst top 50 'Best companies to Work for in India 2016' by Great Place to Work Institute, India

Your Company was recently honoured with the Gold award in the Living Responsibility category at the DPDHL CEO Awards in Malta for its flagship Sustainability programme – Blue Edge: Empowering Lives and Corporate Social Responsibility Award at Payload Asia 2016 Awards.

Mr. Anil Khanna, Managing Director, was conferred with several distinguished awards which include the 'Iconic Leader' at the prestigious Globe Platinum Awards 2016 in Hong Kong, award for Outstanding Contribution to CSR at the South Asian Partnership Summit & Business Awards in Sri Lanka and ranked as Most Valuable CEO by Business World.

Mr. Yogesh Dhingra, Group CFO & CSO, has been a recipient of several prestigious awards this year which includes the Best CFO of an MNC (Medium Corporate), Overall Champion CFO at the Yes Bank – Business World Best CFO Award 2017, Best CFO for Excellence in Sustained Wealth Creation at the CMO Asia's 'Asia CFO Excellence Awards', Lifetime Achievement Award at the National Award for CFO, Excellence CFO of the year and one of the Most Influential CFOs of India by Chartered Institute of Management Accountants – CIMA.

Mr. Aneel Gambhir, CFO, was honoured with the CFO NEXT 100 Award at the CFO Next 100 Award 2016.

DIRECTORS

Mr. Surendra Sheth (DIN: 00089981) tendered his resignation as a Director with effect from May 12, 2016. The Board of Directors accepted his resignation and placed on record immense contribution of Mr. Sheth to the Company during his tenure for more than 24

years. The Board of Directors placed on record its appreciation for the valuable services rendered by Mr. Sheth during his tenure as a director and wished him the very best in all his future endeavours.

During the year, Air Marshal M. McMahon (Retd.) (DIN: 00234293) has been appointed as an Independent Director of the Company with effect from February 10, 2017 for a term of five years in accordance with the postal ballot procedure as prescribed under the provisions of Companies Act, 2013. Air Marshal M. McMahon (Retd.) was commissioned as a fighter pilot and served in the IAF for 42 years. On graduating, he stood first in Flying. He underwent the T - 33 / F - 86 Advanced Gunnery Course in the USA and was awarded certificates for standing first in Low Level Strafe and Low Angle Bombing. He was an A2 Qualified Flying Instructor and was winner of the Chief's of Air Staff trophy for standing first in flying during the QFI course. His important staff appointments were Director, Air Staff Requirements, Asst. Chief of Air Staff (Operations), Inspector General of the IAF and Vice Chief of Air Staff. He is a recipient of the Param Vishist Seva Medal, Ati Vishist Seva Medal and Vishist Seva Medal.

Mr. Narendra Sarda (DIN: 03480129) has been re-appointed as an Independent Director of the Company for a term of five years with effect from March 28, 2017 in accordance with the postal ballot procedure as prescribed under the provisions of Companies Act, 2013. Mr. Narendra Sarda was President of The Institute of Chartered Accountants of India (ICAI) in 1993-1994. He was also the Chairman of Deloitte Haskins Sells & Affiliates, India from 2007 to 2011. He was a Public Representative Director on the Board of The Stock Exchange, Mumbai, (BSE) from 1999 to 2001. He was a member on the Board of the erstwhile International Accounting Standards Committee, London from 1993 to 1995.

In accordance with the provisions of the Companies Act, 2013 and Articles of Association of the Company, Mr. Thomas Kipp (DIN: 06921955), Director, retires by rotation at the ensuing Annual General Meeting and, being eligible, offers himself for re-appointment.

The Company has received necessary declaration from each Independent Director under section 149(7) of the Companies Act, 2013, that he meets requisite criteria of independence as laid down under Section 149(6) of the Companies Act, 2013 and Regulation 25 of SEBI (Listing Obligations and Disclosure Requirements) Regulations, 2015.

NUMBER OF BOARD MEETINGS

The Board of Directors met 6 (six) times during the year ended March 31, 2017. The details of Board Meetings and attendance of Directors are provided in the Corporate Governance Report.

AUDIT COMMITTEE

As on March 31, 2017, the Audit Committee comprises of three Non-Executive Directors, viz; Mr. Sharad Upasani, Mr. Malcolm Monteiro and Mr. Narendra Sarda.

DIRECTORS' REPORT

The Chairman of the Committee is Mr. Sharad Upasani.

The terms of reference of the Audit Committee are in accordance with the provisions of Section 177 of the Companies Act, 2013 and Regulation 18 of SEBI (Listing Obligations and Disclosure Requirements) Regulations, 2015. In the meeting of the Board of Directors of the Company held on April 15, 2016, the Board of Directors enhanced terms of reference and scope and functioning of the Audit Committee to align with the new requirements of the Companies Act, 2013 and SEBI (Listing Obligations and Disclosure Requirements) Regulations, 2015.

In the meeting of Board of Directors of the Company held on May 5, 2017, Mr. Yogesh Dhingra has been appointed as Group CFO & Chief Strategy Officer (CSO) and Mr. Aneel Gambhir as CFO with effect from May 8, 2017.

Mr. Anil Khanna, Managing Director, Mr. Yogesh Dhingra, Group CFO & CSO, Mr. Aneel Gambhir, CFO and Mr. Tushar Gunderia, Company Secretary are Key Managerial Personnel of the company as per section 203 of the Companies Act, 2013.

Mr. Anil Khanna, Managing Director, Mr. Yogesh Dhingra, Group CFO & CSO, Mr. Aneel Gambhir, CFO, Statutory Auditors and Internal Auditor are permanent invitees to the Audit Committee Meetings. Mr. Tushar Gunderia acts as secretary to the Committee.

INTERNAL FINANCIAL CONTROL SYSTEMS

Your Company has in place sound internal control system to ensure that all assets are protected against loss from any unauthorised use and all transactions are recorded and reported correctly. The company's internal control system is further supplemented by the internal audits carried out by an in-house internal audit team and a co-sourced audit firm viz; KPMG. Well-established and robust internal audit processes, both at the business and corporate level, continuously monitor adequacy and effectiveness of the internal control environment across the company and status of compliances with the operating systems, internal policies and regulatory requirements. In addition to above, your Company engaged M/s. KPMG for review of the Internal control frame work and based on advice received from KPMG, the company has rolled out a Risk Control Matrix for each of the processes.

During the year, your company has established and maintained adequate and effective internal financial controls over financial reporting criteria established by the company considering the essential components of internal control stated in the Guidance Note on Audit of Internal Financial Controls over Financial Reporting issued by the Institute of Chartered Accountants of India (ICAI). These responsibilities include the design, implementation and maintenance of adequate internal financial controls which were operating effectively for ensuring an orderly and efficient conduct of business, including adherence to company's policies, the safeguarding of its assets, prevention and detection of frauds and errors, accuracy and completeness of the accounting records, and timely preparation of reliable financial

information as required under the Act. During the year, the Company implemented IT enabled Legatrix compliance tool to track and monitor compliances pan India.

DOWNSTREAM INVESTMENT

As per the Auditor's Certificate on a downstream investment in the Indian subsidiary, the company is in compliance with the FDI regulations and has obtained requisite certificate from the statutory auditors in this regard.

VIGIL MECHANISM / WHISTLE BLOWER POLICY

In terms of the provisions of Section 177 of the Companies Act, 2013 and Regulation 22 of Securities and Exchange Board of India (Listing Obligations and Disclosure Requirements) Regulations, 2015, the company has formalized the process and institutionalized 'Whistle Blower Policy' within the Company.

The company is availing services of KPMG Advisory Services Pvt. Ltd., renowned consultancy firm which has established Blue Dart Ethics Hotline. In terms of the policy, all suspected violations and 'Reportable Matters' must be reported to the Ethics Committee via Blue Dart Ethics Hotline. Ethics Committee comprises of Mr. Aneel Gambhir – CFO, Mr. Barttanu Das – Head-HR and Mr. Tushar Gunderia, Company Secretary & Head Legal & Compliance. The Policy is applicable to all directors, employees, officers, customers, vendors and/or third party intermediaries such as agents and consultants whether appointed on permanent, temporary, full-time, part-time, contractual, probation or on retainer basis and engaged to conduct business on behalf of the company and its subsidiary companies. The Policy provides for direct access to the chairperson of the Audit Committee in appropriate or exceptional cases. None of the Whistle Blowers were denied access to the Audit Committee of the Board.

The company has posted "Whistle Blower Policy" on its website viz; www.bluedart.com.

The web link of the Whistle Blower Policy is <http://www.bluedart.com/WhistleBlowerPolicy>

FAMILIARIZATION PROGRAMME FOR INDEPENDENT DIRECTORS

Pursuant to requirements of Regulation 25 of Securities and Exchange Board of India (Listing Obligations and Disclosure Requirements) Regulations, 2015, the Company has a familiarisation programme for Independent Directors with regard to their role, rights, responsibilities in the Company, nature of the industry in which the Company operates, business model of the Company etc. The Board Members are provided with all necessary documents/ reports and internal policies to enable them to familiarise with the Company's procedures and practices.

Periodic presentations are made at the Board and the Board constituted committee meetings pertaining to business and performance updates of the company, global business environment, business strategies and risks involved.

DIRECTORS' REPORT

Directors attend training programmes/ conferences on relevant subject matters and keep themselves abreast of the latest corporate, regulatory and industry developments.

The same has been posted on website of the company viz; www.bluedart.com.

The weblink of familiarisation programme is http://www.nseprimeir.com/z_BlueDart/files/FamiliarisationProgramme.pdf

CSR COMMITTEE

In accordance with the statutory requirements, your Company constituted CSR Committee on February 5, 2014. The CSR Committee of the company comprises of Mr. Sharad Upasani as the Chairman of the Committee and Mr. Anil Khanna and Mr. Malcolm Monteiro as members of the Committee.

The CSR Committee along with CSR Implementation / Management Committee is responsible for formulating and implementing the CSR Policy of the Company.

Mr. Yogesh Dhingra, Group CFO and CSO is the permanent invitee to the CSR Committee of the Board. Mr. Tushar Gunderia acts as Secretary to the Committee.

CSR INITIATIVES / CSR POLICY

Corporate Social Responsibility is an integral part of our strategy. We are committed to our responsibility towards the Society, Community and environment. We want to make a positive contribution to our world by using our knowledge and domestic / global presence in a way that benefits the planet and its people.

As an Indian company with a global outlook, we endeavor to maintain healthy balance between economic, environmental and social interests.

Under the motto of "Living Responsibility", your Company (along with the DPDHL Group) focuses its corporate responsibility on protecting the environment and reducing CO₂ emissions (GoGreen), disaster management (GoHelp) and championing education (GoTeach). These are supported and complemented by the regional community initiatives which demonstrate voluntary commitment, special abilities and enthusiasm of Blue Darters across the country.

In accordance with the provisions of Section 135 of Companies Act, 2013 and Companies (CSR Policy) Rules, 2014, the Company has formulated and posted the CSR Policy on website of the company viz; www.bluedart.com.

The Annual Report on CSR activities in accordance with the Companies (Corporate Social Responsibility Policy) Rules, 2014, undertaken by the Company during the year is annexed as 'Annexure B' to the Board's Report.

NOMINATION & REMUNERATION COMMITTEE

As on March 31, 2017, the Nomination & Remuneration Committee comprises of Mr. Narendra Sarda as Chairman and Mr. Sharad Upasani and Mr. Malcolm Monteiro as members of the Committee.

Mr. Anil Khanna, Managing Director and Mr. Yogesh Dhingra, Group CFO and CSO are permanent invitees to the Committee.

NOMINATION & REMUNERATION POLICY

Pursuant to provisions of Section 178 of the Companies Act, 2013, the Board has, on recommendation of Nomination & Remuneration Committee, formulated a Policy on Directors' appointment and remuneration including criteria for determining qualifications, positive attributes, independence of a Director and other matters provided under Section 178(3) of Companies Act, 2013.

Nomination & Remuneration Policy has been annexed to the Corporate Governance Report.

STAKEHOLDERS RELATIONSHIP COMMITTEE

Your Company re-aligned its existing 'Investors Grievance Committee' as 'Stakeholders Relationship Committee' with an enhanced scope and functioning. The Stakeholders Relationship Committee comprises of Mr. Malcolm Monteiro as the Chairman of the Committee and Mr. Anil Khanna as member of the Committee.

RISK MANAGEMENT

As on March 31, 2017, the company's Risk Management Committee comprise of Mr. Narendra Sarda as the Chairman of the Committee and Mr. Sharad Upasani, Mr. Anil Khanna, Mr. Malcolm Monteiro, Directors and Mr. Yogesh Dhingra – Group CFO & CSO, Mr. Aneel Gambhir, CFO and Mr. Tushar Gunderia, Company Secretary, as Members of the Committee.

Your Company has formulated Risk Management Policy which provides an overview of the principles of risk management, explains an approach adopted by the company towards risk management and mitigation, define the organizational structure for effective risk management, develop a "risk" culture which encourages employees to identify risks and associated opportunities and respond to them with an effective action, identify, assess, manage and mitigate existing and new risks in a planned and co-ordinated manner with minimum disruption and cost, to protect and preserve the company's human, physical and financial assets.

The Risk Management Committee maintains comprehensive oversight on risks attributed to the organisation and guides Management on activities, reviews results of risk assessment and mitigation plan development process, reviews and monitor operating of risk management process and reports to the Board of Directors on status of risk management initiatives and its effectiveness.

DIRECTORS' REPORT

Your Company has in place a mechanism to identify, assess, monitor and mitigate various risks to key business objectives. Major risks identified by the businesses and functions are systematically addressed through mitigating measures on a continuing basis. Your Company has a process in place to inform the Audit Committee and the Board of Directors on risk assessment and minimisation procedures and periodic review is conducted in order to ensure that Management controls risk through defined framework.

MATERIAL CHANGES AND COMMITMENTS AFFECTING THE FINANCIAL POSITION OF THE COMPANY

There are no material changes and commitments, affecting the financial position of the company which have occurred between the end of the financial year of the company to which the financial statements relate and the date of the report.

PARTICULARS OF LOANS, GUARANTEES OR INVESTMENTS UNDER SECTION 186

Loans, guarantees or investments covered under Section 186 of the Companies Act, 2013 form part of the notes to the financial statements provided in this Annual Report.

PARTICULARS OF CONTRACT OR ARRANGEMENTS MADE WITH RELATED PARTIES

Related Party Transactions entered into during the Financial Year were at an arm's length basis and in the ordinary course of business. There are no materially significant related party transactions made by the company with the persons/related party(s) as defined under Section 2(76) of the Companies Act, 2013 which may have a potential conflict with the interest of the company at large.

All Related Party Transactions were placed before the Audit Committee and the Board for approval.

None of the Directors has any pecuniary relationship or transactions with the company.

The particulars of contracts or arrangements with related parties as required under Section 134(3)(h) in prescribed Form AOC - 2 is annexed herewith as 'Annexure C' to the Board's Report.

The 'Policy on Related Party Transactions/Disclosures' as approved by the Board is posted on the company's website viz www.bluedart.com

The web link of 'Policy on Related Party Transactions/Disclosures' is http://www.nseprimeir.com/z_BlueDart/files/Bluedart_RelatedPartyDisclosuresfinal.pdf

DIRECTORS' RESPONSIBILITY STATEMENT

Pursuant to the provisions of Section 134 (3) (c) of the Companies Act, 2013, your Directors confirm that;

- i. In the preparation of the Financial Statement, the applicable accounting standards have been followed and that no material departures have been made from the same;
- ii. They have selected accounting policies and applied them consistently and made judgements and estimates that are reasonable and prudent, so as to give a true and fair view of the state of affairs of the company at the end of the financial year and of the profit of the company for that year;
- iii. They have taken proper and sufficient care for the maintenance of adequate accounting records in accordance with the provisions of the Act, for safeguarding the assets of the Company and for preventing and detecting fraud and other irregularities;
- iv. They have prepared the annual accounts on a going concern basis;
- v. They have laid down proper internal financial controls to be followed by the Company and that the financial controls were adequate and were operating effectively; and
- vi. They have devised proper systems to ensure compliance with the provisions of all applicable laws were in place and were adequate and operating effectively.

BOARD EVALUATION

Pursuant to provisions of Companies Act, 2013, Schedule IV and Regulation 17 of Securities and Exchange Board of India (Listing Obligations and Disclosure Requirements) Regulations, 2015, the Board has carried out an Annual Performance Evaluation of its own performance, the Chairperson, Directors individually as well as the evaluation of the working of its Committees.

In line with effective governance requirements, the Board reviews its own performance annually using a pre-determined template designed as a tool to facilitate the evaluation process. The assessment was built around the functioning of the Board as a whole, its Committees and also the evaluation of Individual Directors. The self-assessment format considered performance effectiveness with regard to Board composition, expertise, dynamics, strategic oversight, risk management and internal control, succession planning and leadership.

While the individual directors' performance was reviewed by the Chairperson and rest of the Board excluding the Director being evaluated, the Chairperson's and Non-Independent Directors performance were appraised through feedback from the Independent Directors.

AUDITORS

The existing Statutory Auditors, M/s. Price Waterhouse, Chartered Accountants, (Firm Registration no. 301112E) will retire at conclusion of forthcoming Annual General Meeting of the company. Pursuant to

DIRECTORS' REPORT

provisions of the Companies Act, 2013 requiring rotation of auditors, M/s. S. R. Batliboi & Associates LLP, Chartered Accountants (Firm Registration No. 101049W/ E 300004) are being recommended by the Audit Committee and Board of Directors for appointment as Statutory Auditors in place of M/s. Price Waterhouse.

M/s. S. R. Batliboi & Associates LLP, Chartered Accountants have confirmed that their appointment, if made, will be in accordance with the provisions of Section 139 of the Companies Act, 2013 and they satisfy the criteria provided under section 141 of the Companies Act, 2013.

The Board of Directors has placed on record their appreciation for the services rendered by M/s. Price Waterhouse during their association with the Company as Statutory Auditors.

The Board of Directors has recommended appointment of M/s. S. R. Batliboi & Associates LLP, Chartered Accountants, (Firm Registration no. 101049W/E 300004), as Statutory Auditors of the Company from the conclusion of the Twenty Sixth Annual General Meeting upto the conclusion of the Thirty First Annual General Meeting, subject to necessary approval by the shareholders of the company at the ensuing Annual General Meeting and ratification by the shareholders each year.

The Auditors' Report for 2016-17, does not contain any qualification, reservation or adverse remarks.

SECRETARIAL AUDITORS AND SECRETARIAL AUDIT REPORT

Pursuant to the provisions of Section 204 of the Companies Act, 2013 and The Companies (Appointment and Remuneration of Managerial Personnel) Rules, 2014, the company had appointed M/s. Nilesh Shah & Associates, Company Secretary in Practice, to undertake "Secretarial Audit" of the Company for the year ended March 31, 2017.

The Secretarial Audit Report is annexed herewith as 'Annexure D' to the Board's Report.

The Secretarial Audit Report does not contain any qualification, reservation or adverse remark.

EXTRACTS OF ANNUAL RETURN

The details forming part of the extract of the Annual Return in form MGT- 9 in accordance with Section 92 (3) of the Companies Act, 2013 read with Companies (Management and Administration) Rules, 2014, as amended, is annexed herewith as 'Annexure E' to the Board's Report.

SECURITIES AND EXCHANGE BOARD OF INDIA (LISTING OBLIGATIONS AND DISCLOSURE REQUIREMENTS) REGULATIONS, 2015

The company's Equity Shares and Unsecured, Redeemable and Non-Convertible Debentures are listed on the BSE Limited and National Stock Exchange of India Limited (NSE). The company has paid its

Annual listing fees for the listed securities to the stock exchanges for the Financial Year 2017-2018.

The Company has formulated following Policies as required under Securities and Exchange Board of India (Listing Obligations and Disclosure Requirements) Regulations, 2015.

1. 'Policy for Preservation of Documents' under Regulation 9 of Securities and Exchange Board of India (Listing Obligations and Disclosure Requirements) Regulations, 2015.
2. 'Archival Policy' under Regulation 30 of SEBI (Listing Obligations and Disclosure Requirements) Regulations, 2015

The web link of 'Archival Policy' is;

http://www.nseprimeir.com/z_BlueDart/files/Bluedart_Archival_Policy.pdf

3. 'Policy on Criteria for determining Materiality of events / information' under Regulation 30 of SEBI (Listing Obligations and Disclosure Requirements) Regulations, 2015

The web link of the 'Policy on Criteria for determining Materiality of events/information' is;

http://www.nseprimeir.com/z_BlueDart/files/Bluedart_Policy_for_determining_Materiality.pdf

CORPORATE GOVERNANCE

Your Company is committed to maintaining the highest standards of Corporate Governance and adhering to the Corporate Governance requirements as set out by the Securities and Exchange Board of India (SEBI). Your Company adopts high standards of Corporate Governance in all areas of functioning with strong emphasis on transparency, integrity and accountability.

Your Company believes that Corporate Governance is an application of the best management practices, compliance of law in true letter and spirit and adherence to ethical standards for effective management and distribution of wealth and discharge of social responsibility for sustainable development of all stakeholders.

In order to re-enforce the message on insider trading and to strengthen the existing system, the company has implemented software tool viz; 'Trackin' provided by the company's Share Transfer Agent to track any share dealings by the Company Insiders in the securities of the Company.

A section on Corporate Governance along with a certificate from the Auditors confirming compliance of conditions of Corporate Governance as stipulated under Regulation 34 of Securities and Exchange Board of India (Listing Obligations and Disclosure Requirements) Regulations, 2015 is annexed and forms part of the Directors' Report.

DIRECTORS' REPORT

A detailed review of operations, performance and future outlook of the company and its business is given in the Management Discussion and Analysis Report which forms an integral part of this Report and is set out as a separate section to this Annual Report.

BUSINESS RESPONSIBILITY REPORT (BRR)

The Listing Regulations mandates the inclusion of the BRR as part of the Annual Report for top 500 listed entities based on market capitalization. In compliance with the Listing Regulations, BRR disclosures have been integrated into this Annual Report.

CEO/CFO CERTIFICATION

In accordance with Regulation 17 of Securities and Exchange Board of India (Listing Obligations and Disclosure Requirements) Regulations, 2015 pertaining to corporate governance norms, Mr. Anil Khanna, Managing Director and Mr. Yogesh Dhingra, Group CFO and CSO, have certified, inter-alia, on review of financial statements and establishing and maintaining internal controls for the financial reporting for the year ended March 31, 2017. The said certificate forms an integral part of the Annual Report.

DEPOSITS

During the year, your Company has not accepted any deposits within the meaning of the provisions of Section 73 and / or 76 of the Companies Act, 2013 and rules made thereunder.

HUMAN RESOURCE DEVELOPMENT

The Human Resources (HR) function has always been aligned with the business objectives and requirements for a effective partnership. Blue Dart is recognised as one of India's Best places to work. Some of the highlights of key areas on which HR laid emphasis and achieved results were viz; Employee Morale & Motivation, Performance Management, Succession Planning & Executive Development Review, Competency Development, Employee Wellness and Well Being, Work- Life Balance Initiatives etc.

The ESS survey in 2016 was conducted with a unique and strategic approach facilitated by HR under the guidance of Managing Director and other Senior Management Team members. This approach focused on facilitating senior management communication/ dialogue/ interaction with employees and clarification sessions for ESS issues / employee touch points. For the first time HR launched the ESS communication campaign focusing more on structured interaction between SMTs and employees prior to the launch of ESS in 2016. The Employee Satisfaction Survey for the year 2016 was conducted with 98.3% employees participating in the survey.

The mean satisfaction score for the year is 94.6%. 'Pride for Working in Blue Dart' has a high score of 97.4% and 'My future in Blue Dart' scored 95.6%. Employee engagement has also emerged as one of the highest scoring items with a score of 94.8%. Besides these, few other parameters such as 'Job secured with good performance',

'Blue Dart does a good job for customers' and 'Working in Blue Dart is good for me', also ranked high. This high engagement score has become possible due to active leadership of Senior Management Team members / Managers / Supervisors through regular interactions, action plan on areas of concern and focusing on them with proper communication and feedback sessions.

Performance Management

The performance management system in Blue Dart is managed through the online HRIS platform, PRIDE, known as Motiv8 ePMS for all management cadre employees. It has a competency framework subset (Motiv8, i.e., 8 competencies) which is interlinked and is used for the assessment of an employee along with the KRA/KPI assessment.

The annual appraisal for 2015-16 was conducted for 9,600 employees, out of this around 3,070 employees have undergone the appraisal process through Motiv8 online ePMS process. To develop the competency aspect of the employees, various trainings have been incorporated to strengthen the development culture. Some of the major interventions are as under on which continuous focus was given in 2016:

New Age Leadership Development Program (NALDP): NALDP is a customized supervisory Leadership Development Programme. The three stages are Prarambh – Key supervisory skills; Neev – Team building and management skills and Udaan – Leadership skills.

Delivering Smiles: This is a continuous training for the Front Line Operation Employees on how to face customers, grooming, behavior, problem solving of customers, etc., to enable a great customer experience etc. ,

PeP certification program: As part of Strategy 2020 Connect pillar, the Post - eCommerce - Parcel (PeP) division has decided to launch the Certified Specialist program to achieve quality leadership & service excellence. The key objective of PeP expert module is striving to be better and staying the best and to certify all Managers and employees as PeP experts by end of 2020.

The PeP Expert Foundation training was rolled out from August 2016. Blue Dart has 7 Master Facilitators and 60 PeP Facilitators. In 2016, 567 employees successfully completed the PeP Foundation training.

Bench-strength of Leadership pipeline

To fortify the bench strength and leadership pipeline of future leadership initiatives like Graduate Executive Trainee (GET) – Umang and the Management Trainee (MT) programmes continue to add value. In the last few years, 3 batches of Management Trainees covering more than 100 MTs from various management colleges and more than 50 GETs across India have been on-board.

Blue Dart conducted panel review for 185 managers, with 122 being assigned Individual development plan.

DIRECTORS' REPORT

Employee Reward & Recognition

In order to keep the motivation level high of the employees and recognize outstanding work done by them, 13 Blue Darters were honored with the 'Employee of the Year' award & 3 Blue Darters with 'Outstanding Sales Performer' in Malaysia for their excellent contribution. 1,026 Blue Darters were awarded with the on-the-spot Bravo award by individual managers for excellent work. 12 Blue Darters were awarded the prestigious Super Darter award for achievements beyond the call of duty. The company is proud that 906 Blue Darters joined the True Blue Club, on completion of 5 years of service.

OTHER PROGRAMS

Upstairs 2016: As part of the Deutsche Post DHL Group's corporate responsibility strategy, UPstairs - GoTeach Initiative promotes equal education opportunities, 7 children of Blue Darters have been selected for Upstairs scholarship in year 2016. Through the Upstairs program the company has supported the selected employee's children with financial assistance for three years. The UPstairs program was held on October 7 2016.

Appreciation Fortnight: Blue Dart is known for its employee passion and commitment. In an endeavour to make thanksgiving and appreciation a part of the organization culture via a structured process, the second edition of Appreciation Fortnight was celebrated from 9th-21st November, 2016. Thank You post cards and badges were given to Blue Darters by Senior Management and Managers to acknowledge the team contribution with a note of appreciation.

XITE 2016: XITE is a Talent Management initiative started by XBU India HR Council (IHC) and ably supported by the Indian Steering Committee (ISC) to nurture & promote internal talent movement for challenging roles across DHL business in India via various XBU projects. Blue Dart and DHL units collaborate with each other by sending employees for certain projects across the business divisions.

In 2016, 7 DHL employees including 4 from Blue Dart have undertaken projects on "Parcel shops - Vendor identification, design of selection criteria and promotion" and "Market Study on Commodities & Trade Lane for Export". The XITE Felicitation Ceremony took place on September 29, 2016.

STEP (Subsidized Tuition & Educational Plan): This policy enables employees to acquire higher qualification skills to boost career prospects/ personal development/ improve effectiveness on current assignment. Blue Dart believes in continuing such good people practice and encouraging more and more employees to take advantage of this policy.

BRACE (Blue Dart's Reimbursement of Accident Claims & Expenses): This is a wellness initiative which aims at providing timely relief including reimbursement of medical expenses. 134 Blue Darters benefitted from the BRACE policy in 2016.

STEPATHLON 2016: Stepathlon is a unique, pedometer based mass participation event which provides a simple and relevant solution to transform the sedentary into active, and the active into more active. Blue Dart has participated in the 2016 Stepathlon program with 149 Blue Dart participants.

Blue Bubbles: A diversity and inclusiveness framework at Blue Dart, the Blue Bubbles launched on International Women's Day (March 8, 2016). Over 160 women Blue Darters have been covered under this program. Under the Blue Bubbles policy, some initiatives for women Blue Darters have been recommended such as Career break leave/ relocation options and Half Day Working Provision opportunities.

EMPLOYEES

Your Directors place on record their deep appreciation for the contribution made by employees of the company at all levels.

Blue Dart has always been acknowledged for its people and customer centric approach. Blue Dart's People-First philosophy coupled with passion and commitment of its employees has enabled the company to overcome many challenges in the past.

Information on the particulars of employees' remuneration as per Section 197 of the Companies Act, 2013, read with Rule 5(2) of the Companies (Appointment and Remuneration of Managerial Personnel) Rules, 2014 forms part of this Report. However, as per the provisions of Section 136 (1) of the Companies Act, 2013, the report and accounts are being sent to all shareholders of the Company, excluding the Statement of Particulars of Employees which is available for inspection at the registered office of the company during working hours. Any shareholder interested in such particulars may inspect the same.

The ratio of the remuneration of each director to the median employee's remuneration and other details in terms of sub – section 12 of section 197 of the Companies Act, 2013 read with Rule 5 (1) of the Companies (Appointment and Remuneration of Managerial Personnel) Rules, 2014, form part of this Report as 'Annexure F' to the Board's Report.

PARTICULARS REGARDING CONSERVATION OF ENERGY, TECHNOLOGY ABSORPTION AND FOREIGN EXCHANGE EARNINGS AND EXPENDITURE

The particulars regarding conservation of Energy, Technology Absorption and foreign exchange earnings and expenditure stipulated under section 134(3)(m) of the Companies Act, 2013 read with the Companies (Accounts) Rule 2014 is annexed as 'Annexure G' to the Board's Report.

GENERAL

Your Directors state that no disclosure or reporting is required in respect of following items since there were no transactions in respect of below items during the year under review:

DIRECTORS' REPORT

1. Issue of equity shares with differential rights as to dividend, voting or otherwise.
2. Issue of shares (including sweat equity shares) to employees of the Company under any scheme.
3. Neither Managing Director nor the Whole-time Directors of the Company received any remuneration or commission from any of its subsidiaries.
4. No significant or material orders were passed by the Regulators or Courts or Tribunals which impact the going concern status and Company's operations in future.
5. As on March 31, 2017, there are no associate company or joint venture company within the meaning of Section 2(6) of the Act.

ACKNOWLEDGEMENT

Your Directors appreciate contribution made by the employees of the Company and acknowledge their hard work and dedication to ensure that the Company consistently performs well and remains a leading player in the Express Industry.

The Board of Directors wish to express their sincere appreciation and thanks to all customers, suppliers, banks, financial institutions, solicitors, advisors, Government of India, concerned State Governments and other authorities for their consistent support and co-operation towards contributing to the company's success.

We are also deeply grateful to our shareholders for the confidence and faith that they have always placed in us.

For and on behalf of the Board of Directors,

Sharad Upasani
Chairman
DIN: 01739334

Anil Khanna
Managing Director
DIN: 01334483

Malcolm Monteiro
Director
DIN: 00089757

Air Marshal M. McMahan (Retd.)
Director
DIN: 00234293

Narendra Sarda
Director
DIN: 03480129

Mumbai
May 19, 2017

ANNEXURES TO DIRECTORS' REPORT

'ANNEXURE A'

Form AOC-I

Statement containing salient features of the financial statement of subsidiaries/associate companies/joint ventures

(Pursuant to first proviso to sub-section (3) of section 129 read with rule 5 of Companies (Accounts) Rules, 2014)

Part "A": Subsidiary Company

₹ In Lakhs

| Name of the subsidiary | Concorde Air Logistics Ltd. | Blue Dart Aviation Limited |
|---|-----------------------------|----------------------------|
| Country | India | India |
| The date since when subsidiary was acquired | May 11, 2004 | June 22, 2015 |
| Reporting period for the subsidiary concerned, if different from the holding company's reporting period | N.A | N.A |
| Reporting currency | INR | INR |
| Exchange rate as on the last date of the relevant Financial year in the case of foreign subsidiaries | N.A | N.A |
| Share capital | 11 | 2,400 |
| Reserves & surplus | 484 | 2,287 |
| Total assets | 1043 | 35,942 |
| Total Liabilities | 548* | 31,255* |
| Investments | 0.50 | - |
| Total Revenue | 499 | 61,361 |
| Profit before taxation | 111 | 455 |
| Provision for taxation | 37 | 144 |
| Profit after taxation | 74 | 311 |
| Proposed Dividend | - | - |
| % of shareholding | 100% | 100% |

* Excluding Share Capital & Reserves & Surplus

For and on behalf of the Board of Directors,

Sharad Upasani

Chairman

DIN: 01739334

Air Marshal M. McMahon (Retd.)

Director

DIN: 00234293

Anil Khanna

Managing Director

DIN: 01334483

Narendra Sarda

Director

DIN: 03480129

Malcolm Monteiro

Director

DIN: 00089757

Mumbai

May 19, 2017

ANNEXURES TO DIRECTORS' REPORT

'ANNEXURE B'

ANNUAL REPORT ON CSR ACTIVITIES

1. A brief outline of the company's CSR policy, including overview of projects or programs proposed to be undertaken and a reference to the web-link to the CSR policy and projects or programs

Sustainability at the Company

The Sustainability Policy is aligned to Deutsche Post DHL (DPDHL) Group's motto of Living Responsibility and is based on the 3 pillars of

- ✓ GoGreen (environmental protection)
- ✓ GoHelp (disaster management)
- ✓ GoTeach (championing education)


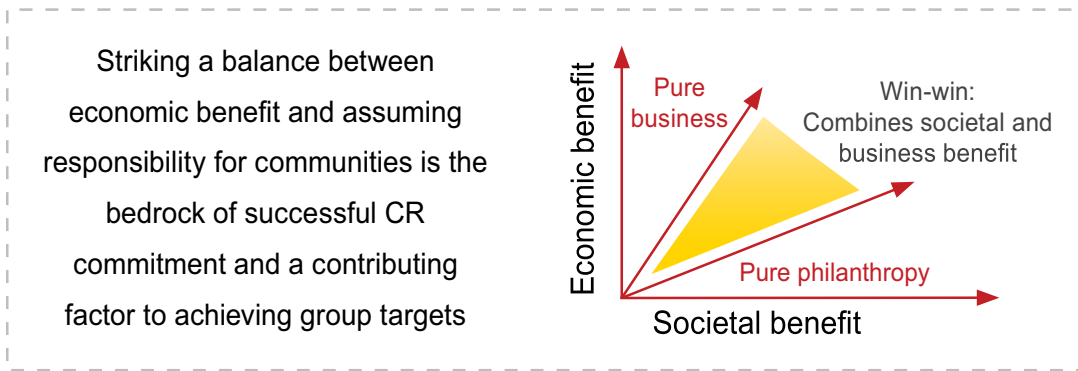
Philosophy

Social Responsibility is a core element of the Company's corporate strategy. As a socially responsible corporate, your Company's

commitment towards the community has been unwavering since its inception in 1983.

The Company's philosophy of giving back to society is not just a 'corporate social responsibility' it is its duty as an organization to give back to the communities and the environment from where it draws its resources. More than 'responsibility' it is 'sustainability' that is its cornerstone.

In line with DPDHL Group's 'Living Responsibility', we take our responsibility towards the communities in which we operate, and towards the environment seriously. We as an organization commit to make a positive contribution to our world by using our knowledge, our vast domestic and global presence to benefit people and the environment. As an Indian company with a global outlook, we strive to maintain a balance between economic, environmental and social interests



ANNEXURES TO DIRECTORS' REPORT

2. Web-Link to the CSR Policy
http://www.nseprimeir.com/z_BlueDart/files/Bluedart_CSR_Policy_17022016.pdf
3. The Composition of the CSR Committee.
The CSR Committee of the Board comprises of the following:
- Sharad Upasani, Chairman of the Committee
 - Malcolm Monteiro, Member of the Committee
 - Anil Khanna, Member of the Committee
4. Average net profit of the company for last three financial years
 ₹ 22,284 Lakhs
5. Prescribed CSR Expenditure (2% of the amount as in item 4 above)
 ₹ 446 Lakhs
6. Details of CSR spent during the financial year.
- (a) Total amount to be spent for the financial year;
 ₹ 547 Lakhs (inclusive of unspent amount of ₹ 101 Lakhs of Financial year 2015-16)
- (b) Amount unspent , if any;
 NIL
- (c) Manner in which the amount spent during the financial year is detailed below.

CSR Spends in 2016-17

| Sr. No. | CSR project or activity identified | Sector in which the Project Is covered | Projects or Programs (1) Local area or other (2) Specify the state and district where projects or programs was undertaken | Amount outlay (budget) project or programs wise | Amount spent on the projects or programs Sub – heads: (1) Direct expenditure on projects or programs (2) Overheads | Cumulative expenditure upto the reporting period | Amount spent: Direct or through implement - ing agency |
|---------|---|---|---|---|--|--|--|
| 1 | Blue Edge: Empowering Lives | (ii) Promoting education, special education & employment enhancing vocation skills among children, women, elderly & differently-abled and livelihood enhancement projects | Mumbai Chennai Bengaluru | 72,39,669 | 79,51,197 | 79,51,197 | Implementing Agency - Oasis India |
| 2 | Blue Edge: Empowering Lives | (ii) Promoting education, special education & employment enhancing vocation skills among children, women, elderly & differently-abled and livelihood enhancement projects | Delhi | 9,74,600 | 9,74,600 | 9,74,600 | Implementing Agency - Noida Deaf Society |
| 3 | Blue Edge: Empowering Lives | (ii) Promoting education, special education & employment enhancing vocation skills among children, women, elderly & differently-abled and livelihood enhancement projects | Kolkata | 10,03,116 | 11,13,996 | 11,13,996 | Implementing Agency - Hope Kolkata Foundation |
| 4 | Blue Teach Promotion of Rural sports (Kabaddi & Football) - Magic Bus | (vii) Training to promote rural sports, nationally recognized sports, Paralympic sports & Olympic sports | Mumbai & Kolkata | 26,00,000 | 29,08,651 | 29,08,651 | Implementing Agency - Magic Bus India Foundation |

ANNEXURES TO DIRECTORS' REPORT

| Sr. No. | CSR project or activity identified | Sector in which the Project is covered | Projects or Programs (1) Local area or other (2) Specify the state and district where projects or programs was undertaken | Amount outlay (budget) project or programs wise | Amount spent on the projects or programs Sub – heads: (1) Direct expenditure on projects or programs (2) Overheads | Cumulative expenditure upto the reporting period | Amount spent: Direct or through implementing agency |
|---------|--|---|---|---|---|--|---|
| 5 | Blue Teach: Promotion of education to underprivileged children - E & H | (ii) Promoting education, special education & employment enhancing vocation skills among children, women, elderly & differently-abled and livelihood enhancement projects | Lucknow, Farrukhabad & Kanpur districts | 35,00,000 | 35,00,000 | 35,00,000 | Implementing Agency – E & H (Education & Health) |
| 6 | Blue Teach: Promotion of Education to municipal schools - Ark | (ii) Promoting education, special education & employment enhancing vocation skills among children, women, elderly & differently-abled and livelihood enhancement projects | Delhi | 27,00,000 | 27,00,000 | 27,00,000 | Implementing Agency - Ark |
| 7 | Blue Teach: Implementing Mobile Vans in Government schools - Agastya | (ii) Promoting education, special education & employment enhancing vocation skills among children, women, elderly & differently-abled and livelihood enhancement projects | Ahmedabad & Delhi | 27,00,000 | 26,88,420 | 26,88,420 | Implementing Agency - Agastya Foundation |
| 8 | Blue Homes: setting up homes for orphans - SOS Children's Villages | (iii) Promoting gender equality, empowering women, setting up homes and hostels for women and orphans; setting up old age homes, day care centres and such other facilities for senior citizens and measures for reducing inequalities faced by socially and economically backward groups | Jammu, Srinagar, Bhuj, Raipur, Latur & Cochin | 70,00,000 | 70,00,000 | 70,00,000 | Implementing Agency – SOS Children's Villages of India |
| 9 | Blue Homes: Blue Dart Care Center children - St. Jude India ChildCare Centre | iii) Promoting gender equality, empowering women, setting up homes and hostels for women and orphans; setting up old age homes, day care centres and such other facilities for senior citizens and measures for reducing inequalities faced by socially and economically backward groups | Mumbai & Delhi | 68,50,000 | 68,50,000 | 68,50,000 | Implementing Agency - St. Jude India Child Care Centres |

ANNEXURES TO DIRECTORS' REPORT

| Sr. No. | CSR project or activity identified | Sector in which the Project Is covered | Projects or Programs (1) Local area or other (2) Specify the state and district where projects or programs was undertaken | Amount outlay (budget) project or programs wise | Amount spent on the projects or programs Sub – heads: (1) Direct expenditure on projects or programs (2) Overheads | Cumulative expenditure upto the reporting period | Amount spent: Direct or through implement - ing agency |
|---------|--|---|---|---|--|--|--|
| 10 | Blue Help: Free of Cost Cataract Surgeries - HelpAge India | (i) Eradicating hunger, poverty and malnutrition, promoting preventive health care and sanitation and making available safe drinking water | Mumbai, Thane and Palgarh Districts | 25,00,000 | 25,00,000 | 25,00,000 | Implementing Agency - HelpAge India |
| 11 | Blue Help: Urban Health Resource Centre | (i) Eradicating hunger, poverty & malnutrition, preventive healthcare & sanitation & making available safe drinking water | Indore & Agra | 5,20,000 | 5,20,000 | 5,20,000 | Implementing Agency - UHRC |
| 12 | Blue Teach, Blue Help and Blue Greens: Enactus | (i) Eradicating hunger, poverty & malnutrition, preventive healthcare & sanitation & making available safe drinking water. (iv) Ensuring environmental sustainability, ecological balance, protection of flora & fauna, animal welfare, agro forestry, conservation of natural resources & maintaining quality of soil, air & water. (x) Rural development projects | Pan India | 60,00,000 | 60,00,000 | 60,00,000 | Implementing Agency – Enactus |
| 13 | Blue Greens: 51,000 trees planted - Grow Trees | (iv) Ensuring environmental sustainability, ecological balance, protection of flora and fauna, animal welfare, agroforestry, conservation of natural resources and maintaining quality of soil, air and water | Gujarat and Orissa | - | 43,35,000 | 43,35,000 | Implementing Agency – Pangea EcoNetAssets Private Limited / Grow Trees |
| 14 | Sightsavers – Education of Children with Visual impairment | (iii) Promoting gender equality, empowering women, setting up homes and hostels for women and orphans; setting up oldage homes, day care centres and such other facilities for senior citizens and measures for reducing inequalities faced by socially and economically backward groups | Mumbai | | 1,50,000 | 1,50,000 | Implementing Agency – Sightsavers |

ANNEXURES TO DIRECTORS' REPORT

| Sr. No. | CSR project or activity identified | Sector in which the Project is covered | Projects or Programs (1) Local area or other (2) Specify the state and district where projects or programs was undertaken | Amount outlay (budget) project or programs wise | Amount spent on the projects or programs Sub – heads: (1) Direct expenditure on projects or programs (2) Overheads | Cumulative expenditure upto the reporting period | Amount spent: Direct or through implement - ing agency |
|---------|--|---|---|---|--|--|--|
| 15 | Prime Ministers Relief Fund/CM Relief Fund | (viii) Contribution to Prime Minister's National Relief Fund or any other fund set up by the Central Government for socio-economic development and relief and welfare of Scheduled Castes, the Scheduled Tribes, other backward classes, minorities & women | Pan India | 5,00,000 | 22,00,000 | 22,00,000 | Direct |
| 16 | Swachh Bharat Fund | (viii) Contribution to Prime Minister's National Relief Fund or any other fund set up by the Central Government for socio-economic development and relief and welfare of Scheduled Castes, the Scheduled Tribes, other backward classes, minorities & women | Pan India | 5,00,000 | 5,50,000 | 5,50,000 | Direct |
| 17 | Overheads Expenses | | | 26,00,000 | 27,90,674 | 27,90,674 | Direct |
| | TOTAL | - | - | 4,71,67,385 | 5,47,32,538 | 5,47,32,538 | - |

Magic Bus works to move some of the world's poorest children out of poverty. It uses mentors to engage children and ensure that they make the right choices from childhood all the way through to better livelihoods as adults.

HelpAge India is a leading registered national level NGO, established in 1978, with a mission "to work for the cause and care of disadvantaged aged persons and to improve their quality of life."

Agastya International Foundation is a non-profit, public charitable trust which is actively engaged in sparking curiosity and nurturing creativity and innovation in under privileged children through hands-on science, art and ecology.

Oasis India was founded in 1994 as the second member of the Oasis Global family which shares a common vision, mission and outcomes. The work around the world reflects a common ethos of equality, inclusion, excellence, transparency and innovation. Over the years, several projects based around communities have been run offering inclusive and holistic solutions to people bound

by various situations of abuse and vulnerability through education, training, health care, psycho-social care, micro-finance initiatives and residential rehabilitation.

Enactus India operates as a subsidiary of Enactus Worldwide and is the single largest Enactus country operation; Enactus India is a priority country for the future growth of the organization. Enactus India works with leaders in business and higher education to mobilize university students to make a difference in their communities while developing their skills to become socially responsible business leaders. There are over 60 active teams in the Enactus India network.

Noida Deaf Society was setup in 2005 as a not-for-profit society by Ruma Roka with an intention of enabling a positive change in the lives of Deaf children and youth. NDS focuses on providing quality education and job oriented vocational training to the deaf which enables them to become productive members of society. From humble beginnings, today NDS has been able to reach out to over 4500 deaf children and youth from across the country. In spite of

ANNEXURES TO DIRECTORS' REPORT

the limitations of space and infrastructure, they are able to positively impact over 1200 Deaf children and youth every year. NDS is the only organization in the country which has been able to mainstream Deaf youth through sustainable employment. Over 1000 youth are successfully working in some of the most leading companies across sectors ranging from Hospitality, Retail, Information Technology, Banking, Print and Publishing, Education, Textile and Manufacturing among others.

Hope Kolkata Foundation was established in February 1999 for the holistic and sustainable protection and development of children who are forced to live on the street, reside in slums and who face difficult circumstances, due to abject poverty. HOPE restores once broken childhoods through the delivery of Shelter, Nutrition, Education, Medical and Health care, Counselling, Awareness Generation, Life skill training and Recreational Activities to children as young as 5 years of age.

St. Jude India Childcare Centres: In major cities of India where low cost cancer treatment is available, children who need treatment for cancer come to hospitals along with their parents from distant towns and villages. The hospitals do not treat them as in patients during the long drawn out treatment and these needy families do not have a place to stay whenever the child is not admitted to hospital. At their centres spread across 5 cities in India, St. Jude provides support to such families by providing them free of cost shelter, nutritional support, educational and recreational activities, transportation to and from the hospital, art based therapy, music therapy, yoga, counselling for the family and new skills for income generation.

Urban Health Resource Centre is a non-governmental organization that addresses health, nutrition and wellbeing of the disadvantaged urban dwellers through demonstration programmes, technical support to government and non-government sector, research, advocacy and knowledge dissemination through a consultative and partnership based approach.

SOS Children's Villages helps orphaned children in need, to help them shape their own future. Primary Target beneficiaries are children without parental care (orphaned and abandoned children) and disadvantaged children in vulnerable families at the risk of losing adequate parental care. SOS Children's Villages India, an independent, non-governmental, social development organization that provides family-based care for parentless or abandoned children in India.

ARK - Absolute Return for Kids is a registered society in India with a track record of working effectively with government agencies and other non-profit partners to deliver high impact education programs throughout the country. They majorly work with the Municipal schools in South Delhi.

E&H Foundation provides free quality education and healthcare to children in Uttar Pradesh and works through two models, in collaboration with Bharti Foundation (Rural Areas) & Education Support Organization (ESO) for the Gyan Shala model (Urban Areas). Classes are distributed in poor bastis (slums) providing focus on quality education to the neediest underprivileged children of the society.

Sightsavers an international organisation works with partners in over 30 countries to eliminate avoidable blindness and fights for the rights and needs of people who are visually impaired or blind. Since 1966, sightsavers has enabled thousands of people to lead a live independently and with dignity.

Grow-Trees.com the official planting partner for United Nation's Environment Program's (UNEP) The trees will be planted only on public/community land so that they can benefit the maximum number of people.

7. In case the Company has failed to spend the two percent of the average net profit of the last three financial three years or any part thereof, the company shall provide the reasons for not spending the amount in its Board Report.

Not Applicable

8. The CSR Committee confirms that the implementation and monitoring of CSR Policy, is in compliance with CSR objectives and Policy of the company.

Sharad Upasani
Chairman
DIN: 01739334

Anil Khanna
Managing Director
DIN: 01334483

Malcolm Monteiro
Director
DIN: 00089757

Mumbai
May 19, 2017

ANNEXURES TO DIRECTORS' REPORT

'ANNEXURE C'

FORM NO. AOC - 2

[Pursuant to clause (h) of sub-section (3) of section 134 of the Companies Act, 2013 and Rule 8(2) of the Companies (Accounts) Rules, 2014]

Form for disclosure of particulars of contracts / arrangements entered into by the Company with the related parties referred to in sub-section (1) of section 188 of the Companies Act, 2013 including certain arms-length transactions under third proviso thereto.

1. Details of contracts or arrangements or transactions not at arm's length basis

There were no contracts or arrangements or transactions entered into during the year ended March 31, 2017, which were not at arm's length basis.

2. Details of material contracts or arrangement or transactions at arm's length basis:

Details of material contracts or arrangement or transaction at arm's length basis for the year ended March 31, 2017 are as follows :

- a. Name(s) of the related Party and nature of relationship – Blue Dart Aviation Ltd., Wholly Owned subsidiary of the Company
- b. Nature of Contract/ arrangements / transactions :
 - Aircraft, Crew, Maintenance and Insurance (ACMI) Agreement - ₹ 60,846 Lakhs
 - Investment – ₹ 14,260 Lakhs
 - Loans (existing) - ₹ 5,437 Lakhs
 - Aircraft Payload deposit (existing) - ₹ 2,049 Lakhs
- c. Duration of the contracts/ arrangements/ transactions – ACMI Agreement Renewed/extended on October 1, 2016 till September 30, 2017. Loans are existing till repayment.
- d. Salient terms of contracts: The Company has ACMI Contract with BDAL for dedicated air carriage capacity which ensured strong support in sustaining the Company's leadership position. The Company is only customer of BDAL and BDAL provides services as per network requirements of the Company.
- e. Date(s) of approval by the Board, if any – April 15, 2016
- f. Amount paid as advances, if any : Aircraft Payload deposit of ₹ 2,049 Lakhs

For and on behalf of the Board of Directors,

Sharad Upasani
Chairman
DIN: 01739334

Anil Khanna
Managing Director
DIN: 01334483

Malcolm Monteiro
Director
DIN: 00089757

Air Marshal M. McMahon (Retd.)
Director
DIN: 00234293

Narendra Sarda
Director
DIN: 03480129

Mumbai
May 19, 2017

ANNEXURES TO DIRECTORS' REPORT

'ANNEXURE D'
FORM NO. MR-3
SECRETARIAL AUDIT REPORT

FOR THE FINANCIAL YEAR ENDED 31ST MARCH, 2017

[Pursuant to section 204(1) of the Companies Act, 2013 and rule No. 9 of the Companies (Appointment and Remuneration Personnel) Rules, 2014]

To

The Members,
Blue Dart Express Limited
Blue Dart Centre,
Sahar Airport Road,
Andheri (East),
Mumbai – 400 099

Dear Sir / Madam,

We have conducted the secretarial audit of the compliance of applicable statutory provisions and the adherence to good Corporate Governance practice by Blue Dart Express Limited (hereinafter called "the Company"). Secretarial Audit was conducted in a manner that provided us a reasonable basis for evaluating the statutory compliances/ corporate conducts / and expressing our opinion thereon.

Based on our verification of the Company's Books, Papers, Minutes Books, Forms and Returns filed with the regulatory authorities and other records maintained by the Company and also the information provided by the Company, its officers, agents and authorized representatives during the conduct of secretarial audit, we hereby report that in our opinion, the Company has, during the audit period viz; financial year ended 31st March, 2017, complied with the statutory provisions listed hereunder and also that the Company has proper Board processes and compliance mechanism in place to the extent, in the manner and subject to reporting made hereinafter:

We further report that maintenance of proper and updated Books, Papers, Minutes Books, filing of Forms and Returns with applicable regulatory authorities and maintaining other records is responsibility of management and Company, our responsibility is to verify the content of the documents produced before us, make objective evaluation of the content in respect of compliance and report thereon. We have examined on test check basis, the books, papers, minute books, forms and returns filed and other records maintained by the Company and produced before us for the financial year ended 31st March, 2017, as per the provisions of:

- (i) The Companies Act, 2013 and the rules made there under;
- (ii) The Securities Contracts (Regulation) Act, 1956 ('SCRA') and the rules made thereunder;
- (iii) The Depositories Act, 1996 and the Regulations and Bye-laws framed there under;
- (iv) Foreign Exchange Management Act, 1999 and the rules and regulations made there under to the extent of Foreign Direct Investment, Overseas Direct Investment and External Commercial Borrowings, to the extent the same was applicable to the Company;
- (v) The following Regulations and Guidelines prescribed under the Securities and Exchange Board of India Act, 1992 ('SEBI Act'):-
 - (a) The Securities and Exchange Board of India (Substantial Acquisition of Shares and Takeovers) Regulations, 2011;
 - (b) Securities and Exchange Board of India (Prohibition of Insider Trading) Regulations, 2015;
 - (c) The Securities and Exchange Board of India (Registrars to an Issue and Share Transfer Agents) Regulations, 1993, regarding the Companies Act and dealing with client;
 - (d) The Securities and Exchange Board of India (Listing Obligations and Disclosure Requirement) Regulations, 2015;

ANNEXURES TO DIRECTORS' REPORT

- (vi) (a) The Company has made necessary application under Carriage by Road-Act, 2007 as applicable to the Company.
- (b) We have also verified systems and mechanism which is in place and Legal Compliance Manual adopted and circulated by the Company to ensure Compliance of other applicable Laws (in addition to aforementioned Laws applicable to the Company) and we have also relied on the representation made by the Company and its Officers in respect of systems and mechanism formed / followed by the Company for compliances of other applicable Acts, Laws and Regulations to the Company and found adequate Compliance of the same.

We have also examined compliance with the applicable clauses of the Secretarial Standards issued by the Institute of Company Secretaries of India under the provisions of Companies Act, 2013;

We further Report that, during the year, it was not mandatory on the part of the Company to comply with the following Regulations / Guidelines:

- (a) The Securities and Exchange Board of India (Issue of Capital and Disclosure Requirements) Regulations, 2009;
- (b) The Securities and Exchange Board of India (Employee Stock Option Scheme and Employee Stock Purchase Scheme) Guidelines, 1999 and The Securities and Exchange Board of India (Share Based Employee Benefits) Regulations, 2014;
- (c) The Securities and Exchange Board of India (Delisting of Equity Shares) Regulations, 2009;
- (d) The Securities and Exchange Board of India (Buy Back of Securities) Regulations, 1998;
- (e) The Securities and Exchange Board of India (Issue and Listing of Debt Securities) Regulations, 2008;

Based on aforesaid information provided by the Company, we report that during the financial year under report, the Company has complied with the provisions of the aforementioned Act/s including applicable provisions of the Companies Act, 2013 and Rules, Regulations, Guidelines, Standards etc. mentioned hereinabove and we have no material observation or instances of non Compliance in respect of the same.

We further report that:

The Board of Directors of the Company is duly constituted with proper balance of Executive Directors, Non-Executive Directors and Independent Directors. The changes in the composition of the Board of Directors that took place during the year under review were carried out in compliance with the provisions of the Act.

We also report that adequate notice was given to all Directors to schedule the Board Meetings and agenda along with detailed notes to agenda were sent at least seven days in advance and a adequate system exist for the Board Members to seek and obtain further information and clarifications on the agenda items before the meeting and for meaningful participation at the meetings.

It is noted that majority decision is carried through and proper system is in place which facilitates / ensure to capture and record, the dissenting member's views, if any, as part of the Minutes.

Based on representation made by the Company and its Officers explaining us internal systems and mechanism established by the Company which ensures compliances of other Acts, Laws and Regulations applicable to the Company, We report that there are adequate systems and processes in the Company commensurate with the size and operations of the Company to monitor and ensure compliance with applicable laws, rules and regulations.

We further report that during the year under report, the Company has undertaken no corporate action having a major bearing on the Company's affairs in pursuance of aforesaid laws, rules and regulations:

Date : May 19, 2017
Place : Mumbai

Name : Nilesh Shah
For : Nilesh Shah & Associates
FCS : 4554
C.P. : 2631

Note : This Report has to be read with 'Annexure - A'

ANNEXURES TO DIRECTORS' REPORT

'ANNEXURE A'

To,
The Members,
Blue Dart Express Limited
BlueDart Centre,
Sahar Airport Road,
Andheri (East),
Mumbai – 400 099

1. Maintenance of secretarial record is responsibility of the management of the company. Our responsibility is to express an opinion on these secretarial records based on our audit.
2. We have followed the audit practices and processes which were appropriate to obtain reasonable assurance about the correctness of the contents of the Secretarial records. The verification was done on test basis (by verifying records made available to us) to ensure that correct facts are reflected in secretarial records. We believe that the processes and practices, we followed, provide a reasonable basis for our opinion.
3. We have not verified correctness and appropriateness of financial records and Books of Accounts of the company.
4. Wherever required, we have obtained Management representation about the compliance of laws, rules and regulations and occurrence of events.
5. The compliance of the provisions of Corporate and other applicable laws, rules, regulations, standards is responsibility of management. Our examination was limited to the verification of process followed by Company to ensure adequate Compliance.
6. The Secretarial Audit Report is neither an assurance as to the future viability of the company nor of an efficacy or effectiveness with which the management has conducted affairs of the company.

Date : May 19, 2017
Place : Mumbai

Name : Nilesh Shah
For : Nilesh Shah & Associates
FCS : 4554
C.P. : 2631

ANNEXURES TO DIRECTORS' REPORT

'ANNEXURE E'

EXTRACT OF ANNUAL RETURN

As on the financial year ended March 31, 2017

[Pursuant to Section 92(3) of the Companies Act, 2013, and Rule 12(1) of the Companies (Management and Administration) Rules, 2014]

FORM NO. MGT – 9

I. REGISTRATION AND OTHER DETAILS

| | | |
|--|---|---|
| i. CIN | : | L61074MH1991PLC061074 |
| ii. Registration Date | : | April 5, 1991 |
| iii. Name of the Company | : | Blue Dart Express Limited |
| iv. Category / Sub-Category of the Company | : | Company Limited by Shares Non-government Company |
| v. Address of the Registered office and contact details | : | Blue Dart Centre, Sahar Airport Road, Andheri (East) Mumbai - 400 099, India. Tel.No. +91 22 28396444 |
| vi. Whether listed company Yes / No | : | Yes |
| vii. Name, Address and Contact details of Registrar and Transfer Agent, if any | : | M/s. Link Intime India Pvt. Ltd. C 101, First Floor, 247 Park, L B S Marg, Vikhroli West, Mumbai 400 083. Tel.No. +91 22 49186270 Email – rmt.helpdesk@linkintime.co.in |

II. PRINCIPAL BUSINESS ACTIVITIES OF THE COMPANY

| Sr. No. | Name and Description of main products / services | NIC Code of the Product/ service | % to total turnover of the company |
|---------|--|----------------------------------|------------------------------------|
| 1 | Courier and Express services | 5320 | 100% |

III. PARTICULARS OF HOLDING, SUBSIDIARY AND ASSOCIATE COMPANIES

| Sr. No. | Name and Address of the Company | CIN/GLN | Holding/ Subsidiary/ Associate | % of shares held | Applicable Section |
|---------|--|-----------------------|--------------------------------|------------------|--------------------|
| 1. | DHL Express (Singapore) Pte. Ltd. | | Holding | 75% | 2(46) |
| 2. | Concorde Air Logistics Limited 17, Adarsh Industrial Estate, Sahar Road, Chakala, Andheri (E), Mumbai - 400 099 | U60230MH2004PLC146141 | Subsidiary | 100% | 2(87) |
| 3. | Blue Dart Aviation Limited Blue Dart Centre, Sahar Airport Road, Andheri (E), Mumbai - 400 099 | U35303MH1994PLC078691 | Subsidiary | 100% | 2(87) |

ANNEXURES TO DIRECTORS' REPORT

IV. SHARE HOLDING PATTERN (Equity Share Capital Breakup as percentage of Total Equity)

i. Category-wise Share Holding

| Category of Shareholders | No. of Shares held at the beginning of the year (as on April 1, 2016 i.e. on the basis of Shareholding Pattern of March 31, 2016) | | | | No. of Shares held at the end of the year (as on March 31, 2017 i.e. on the basis of Shareholding Pattern of March 31, 2017) | | | | % change during the year |
|---|---|----------|----------|-------------------|--|----------|----------|-------------------|--------------------------|
| | Demat | Physical | Total | % of Total Shares | Demat | Physical | Total | % of Total Shares | |
| A. Promoters | | | | | | | | | |
| (1) Indian | | | | | | | | | |
| a) Individual/HUF | 0 | 0 | 0 | 0 | 0 | 0 | 0 | 0 | 0 |
| b) Central Govt | 0 | 0 | 0 | 0 | 0 | 0 | 0 | 0 | 0 |
| c) State Govt (s) | 0 | 0 | 0 | 0 | 0 | 0 | 0 | 0 | 0 |
| d) Bodies Corp. | 0 | 0 | 0 | 0 | 0 | 0 | 0 | 0 | 0 |
| e) Banks / FI | 0 | 0 | 0 | 0 | 0 | 0 | 0 | 0 | 0 |
| f) Any Other | 0 | 0 | 0 | 0 | 0 | 0 | 0 | 0 | 0 |
| Sub-Total (A)(1): | 0 | 0 | 0 | 0 | 0 | 0 | 0 | 0 | 0 |
| (2) Foreign | | | | | | | | | |
| a) NRIs - Individuals | 0 | 0 | 0 | 0 | 0 | 0 | 0 | 0 | 0 |
| b) Other - Individuals | 0 | 0 | 0 | 0 | 0 | 0 | 0 | 0 | 0 |
| c) Bodies Corporate | 17795950 | 0 | 17795950 | 75 | 17795950 | 0 | 17795950 | 75 | 0 |
| d) Banks / FI | 0 | 0 | 0 | 0 | 0 | 0 | 0 | 0 | 0 |
| e) Any Other | 0 | 0 | 0 | 0 | 0 | 0 | 0 | 0 | 0 |
| Sub-Total (A)(2): | 17795950 | 0 | 17795950 | 75 | 17795950 | 0 | 17795950 | 75 | 0 |
| Total Shareholding of Promoters (A) = (A)(1)+(A)(2) | 17795950 | 0 | 17795950 | 75 | 17795950 | 0 | 17795950 | 75 | 0 |
| B. Public Shareholding | | | | | | | | | |
| 1) Institutions | | | | | | | | | |
| a) Mutual Funds / UTI | 1285565 | 600 | 1286165 | 5.4204 | 1548992 | 600 | 1549592 | 6.5307 | 1.1102 |
| b) Banks / FI | 1617 | 200 | 1817 | 0.0077 | 28116 | 200 | 28316 | 0.1193 | 0.1116 |
| c) Central Govt. | 0 | 0 | 0 | 0 | 0 | 0 | 0 | 0 | 0 |
| d) State Govt.(s) | 0 | 0 | 0 | 0 | 0 | 0 | 0 | 0 | 0 |
| e) Venture Capital Funds | 0 | 0 | 0 | 0 | 0 | 0 | 0 | 0 | 0 |
| f) Insurance Companies | 0 | 0 | 0 | 0 | 0 | 0 | 0 | 0 | 0 |
| g) FIs | 1400497 | 0 | 1400497 | 5.9023 | 243211 | 0 | 243211 | 1.0250 | (4.8773) |
| h) Foreign Venture Capital Funds | 0 | 0 | 0 | 0 | 0 | 0 | 0 | 0 | 0 |
| i) Others (specify) | 0 | 0 | 0 | 0 | 0 | 0 | 0 | 0 | 0 |
| Sub-Total (B)(1): | 2687679 | 800 | 2688479 | 11.3304 | 1820319 | 800 | 1821119 | 7.6750 | (3.6555) |
| (2) Non-Institutions | | | | | | | | | |
| a) Bodies Corporate | 1700393 | 2600 | 1702993 | 7.1772 | 1550022 | 2600 | 1552622 | 6.5434 | (0.6338) |
| i) Indian | 0 | 0 | 0 | 0 | 0 | 0 | 0 | 0 | 0 |
| ii) Overseas | 0 | 0 | 0 | 0 | 0 | 0 | 0 | 0 | 0 |

ANNEXURES TO DIRECTORS' REPORT

| Category of Shareholders | No. of Shares held at the beginning of the year (as on April 1, 2016 i.e. on the basis of Shareholding Pattern of March 31, 2016) | | | | No. of Shares held at the end of the year (as on March 31, 2017 i.e. on the basis of Shareholding Pattern of March 31, 2017) | | | | % change during the year |
|---|---|---------------|-----------------|-------------------|--|--------------|-----------------|-------------------|--------------------------|
| | Demat | Physical | Total | % of Total Shares | Demat | Physical | Total | % of Total Shares | |
| b) Individuals | | | | | | | | | |
| i. Individual Shareholders holding nominal share capital upto ₹ 1 lakh | 738659 | 96819 | 835478 | 3.5211 | 948388 | 90719 | 1039107 | 4.3793 | 0.8582 |
| ii. Individual Shareholders holding nominal share capital in excess of ₹ 1 lakh | 149291 | 0 | 149291 | 0.6292 | 110279 | 0 | 110279 | 0.4648 | (0.1644) |
| c) Others (specify) | 175 | 0 | 175 | 0.0007 | 50 | 0 | 50 | 0.0002 | (0.0005) |
| 1. Trust | | | | | | | | | |
| 2. Hindu Undivided Family | 41553 | 0 | 41553 | 0.1751 | 46444 | 0 | 46444 | 0.1957 | 0.0206 |
| 3. NRI | 28449 | 1700 | 30149 | 0.1271 | 40248 | 1600 | 41848 | 0.1764 | 0.0493 |
| 4. OCB | 0 | 100 | 100 | 0.0004 | 0 | 100 | 100 | 0.0004 | 0 |
| 5. Clearing Member | 41473 | 0 | 41473 | 0.1748 | 19809 | 0 | 19809 | 0.0835 | (0.0913) |
| 6. Foreign Portfolio Investor (Corporate) | 442293 | 0 | 442293 | 1.8640 | 1300606 | 0 | 1300606 | 5.4813 | 3.6173 |
| Sub-Total (B)(2): | 3142286 | 101219 | 3243505 | 13.6696 | 4015846 | 95019 | 4110865 | 17.325 | 3.6554 |
| Total Public Shareholding (B)=(B)(1)+(B)(2) | 5829965 | 102019 | 5931984 | 25.0000 | 5836165 | 95819 | 5931984 | 25.0000 | 0.0000 |
| C. Shares held by Custodian for GDRs & ADRs | 0 | 0 | 0 | 0 | 0 | 0 | 0 | 0 | 0 |
| Grand Total (A+B+C) | 23625915 | 102019 | 23727934 | 100 | 23632115 | 95819 | 23727934 | 100 | 0.0000 |

ii) Shareholding of Promoters

| Shareholder's Name | Shareholding at the beginning of the year | | | Shareholding at the end of the year | | | % change in shareholding during the year |
|----------------------------------|---|----------------------------------|--|-------------------------------------|----------------------------------|--|--|
| | No. of Shares | % of total Shares of the company | % of Shares Pledged / encumbered to total shares | No. of Shares | % of total Shares of the company | % of Shares Pledged / encumbered to total shares | |
| DHL Express (Singapore) Pte.Ltd. | 17795950 | 75 | 0 | 17795950 | 75 | 0 | 0 |

ANNEXURES TO DIRECTORS' REPORT

(iii) Change in Promoters' Shareholding (please specify, if there is no change)

| Sr. No. | | No. of Shares held at the beginning of the year (as on April 1, 2016 i.e. on the basis of Shareholding Pattern of March 31, 2016) | | Cumulative Shareholding during the year | |
|---------|--|---|----------------------------------|---|----------------------------------|
| | | No. of Shares | % of total Shares of the company | No. of Shares | % of total Shares of the company |
| 1. | At the beginning of the year | No change during the year | | | |
| 2. | Date wise Increase/Decrease in Promoters Share holding during the year specifying the reasons for increase/decrease (e.g. allotment / transfer / bonus/ sweat equity etc): | No change during the year | | | |
| 3. | At the End of the year | No change during the year | | | |

iv) Shareholding Pattern of top ten Shareholders (other than Directors, Promoters and Holders of GDRs and ADRs)

| Sr. No. | Name & Type Of Transaction | Shareholding at the beginning of the year - 2016 | | Transactions During The Year | | Cumulative Shareholding at the end of the year - 2017 | |
|---------|--|--|----------------------------------|------------------------------|---------------|---|----------------------------------|
| | | No. of Shares | % of total Shares of the company | Date of Transaction | No. of Shares | No. of Shares Held | % of total Shares of the company |
| 1 | BRIGHT STAR INVESTMENTS PVT LTD | 795934 | 3.3544 | | | 795934 | 3.3544 |
| | AT THE END OF THE YEAR | | | | | 795934 | 3.3544 |
| 2 | MATTHEWS INDIA FUND | 261973 | 1.1041 | | | 261973 | 1.1041 |
| | Transfer | | | 20 May 2016 | 50000 | 311973 | 1.3148 |
| | Transfer | | | 27 May 2016 | 12000 | 323973 | 1.3654 |
| | Transfer | | | 17 Jun 2016 | 23000 | 346973 | 1.4623 |
| | Transfer | | | 15 Jul 2016 | 22000 | 368973 | 1.5550 |
| | Transfer | | | 19 Aug 2016 | 12000 | 380973 | 1.6056 |
| | AT THE END OF THE YEAR | | | | | 380973 | 1.6056 |
| 3 | IDFC PREMIER EQUITY FUND | 369643 | 1.5578 | | | 369643 | 1.5578 |
| | Transfer | | | 22 Apr 2016 | (532) | 369111 | 1.5556 |
| | Transfer | | | 29 Apr 2016 | (134) | 368977 | 1.5550 |
| | Transfer | | | 23 Sep 2016 | (8977) | 360000 | 1.5172 |
| | AT THE END OF THE YEAR | | | | | 360000 | 1.5172 |
| 4 | AXIS MUTUAL FUND TRUSTEE LIMITED A/C AXIS MUTUAL FUND A/C AXIS LONG TERM EQUITY FUND | 173355 | 0.7306 | | | 173355 | 0.7306 |
| | Transfer | | | 27 May 2016 | 5000 | 178355 | 0.7517 |
| | Transfer | | | 05 Aug 2016 | 30750 | 209105 | 0.8813 |
| | Transfer | | | 02 Sep 2016 | 10100 | 219205 | 0.9238 |
| | Transfer | | | 21 Oct 2016 | 18800 | 238005 | 1.0031 |
| | Transfer | | | 17 Mar 2017 | 36754 | 274759 | 1.1580 |

ANNEXURES TO DIRECTORS' REPORT

| Sr. No. | Name & Type Of Transaction | Shareholding at the beginning of the year - 2016 | | Transactions During The Year | | Cumulative Shareholding at the end of the year - 2017 | |
|---------|--|--|----------------------------------|------------------------------|---------------|---|----------------------------------|
| | | No. of Shares | % of total Shares of the company | Date of Transaction | No. of Shares | No. of Shares Held | % of total Shares of the company |
| | Transfer | | | 24 Mar 2017 | 10000 | 284759 | 1.2001 |
| | AT THE END OF THE YEAR | | | | | 284759 | 1.2001 |
| 5 | SBI MAGNUM TAXGAIN SCHEME | 160081 | 0.6747 | | | 160081 | 0.6747 |
| | Transfer | | | 17 Mar 2017 | (2100) | 157981 | 0.6658 |
| | AT THE END OF THE YEAR | | | | | 157981 | 0.6658 |
| 6 | MONDRIAN EMERGING MARKETS SMALL CAP EQUITY FUND,L.P. | 118426 | 0.4991 | | | 118426 | 0.4991 |
| | AT THE END OF THE YEAR | | | | | 118426 | 0.4991 |
| 7 | SBI LIFE INSURANCE CO. LTD | 237313 | 1.0001 | | | 237313 | 1.0001 |
| | Transfer | | | 08 Apr 2016 | (2602) | 234711 | 0.9892 |
| | Transfer | | | 15 Apr 2016 | (2195) | 232516 | 0.9799 |
| | Transfer | | | 22 Apr 2016 | (4153) | 228363 | 0.9624 |
| | Transfer | | | 29 Apr 2016 | (739) | 227624 | 0.9593 |
| | Transfer | | | 06 May 2016 | (510) | 227114 | 0.9572 |
| | Transfer | | | 13 May 2016 | (4467) | 222647 | 0.9383 |
| | Transfer | | | 20 May 2016 | (2693) | 219954 | 0.9270 |
| | Transfer | | | 27 May 2016 | (7312) | 212642 | 0.8962 |
| | Transfer | | | 03 Jun 2016 | (11357) | 201285 | 0.8483 |
| | Transfer | | | 17 Jun 2016 | (736) | 200549 | 0.8452 |
| | Transfer | | | 24 Jun 2016 | (646) | 199903 | 0.8425 |
| | Transfer | | | 30 Jun 2016 | (229) | 199674 | 0.8415 |
| | Transfer | | | 01 Jul 2016 | (627) | 199047 | 0.8389 |
| | Transfer | | | 08 Jul 2016 | (9850) | 189197 | 0.7974 |
| | Transfer | | | 15 Jul 2016 | (13309) | 175888 | 0.7413 |
| | Transfer | | | 22 Jul 2016 | (2429) | 173459 | 0.7310 |
| | Transfer | | | 29 Jul 2016 | (1329) | 172130 | 0.7254 |
| | Transfer | | | 05 Aug 2016 | (21546) | 150584 | 0.6346 |
| | Transfer | | | 12 Aug 2016 | (835) | 149749 | 0.6311 |
| | Transfer | | | 19 Aug 2016 | (106) | 149643 | 0.6307 |
| | Transfer | | | 26 Aug 2016 | (2839) | 146804 | 0.6187 |
| | Transfer | | | 02 Sep 2016 | (5531) | 141273 | 0.5954 |
| | Transfer | | | 16 Sep 2016 | (625) | 140648 | 0.5928 |
| | Transfer | | | 23 Sep 2016 | (7430) | 133218 | 0.5614 |
| | Transfer | | | 07 Oct 2016 | (602) | 132616 | 0.5589 |
| | Transfer | | | 21 Oct 2016 | (4571) | 128045 | 0.5396 |
| | Transfer | | | 28 Oct 2016 | (4773) | 123272 | 0.5195 |

ANNEXURES TO DIRECTORS' REPORT

| Sr. No. | Name & Type Of Transaction | Shareholding at the beginning of the year - 2016 | | Transactions During The Year | | Cumulative Shareholding at the end of the year - 2017 | |
|---------|--|--|----------------------------------|------------------------------|---------------|---|----------------------------------|
| | | No. of Shares | % of total Shares of the company | Date of Transaction | No. of Shares | No. of Shares Held | % of total Shares of the company |
| | Transfer | | | 04 Nov 2016 | (13845) | 109427 | 0.4612 |
| | Transfer | | | 11 Nov 2016 | (1000) | 108427 | 0.4570 |
| | Transfer | | | 18 Nov 2016 | (2061) | 106366 | 0.4483 |
| | Transfer | | | 25 Nov 2016 | (871) | 105495 | 0.4446 |
| | Transfer | | | 02 Dec 2016 | (4777) | 100718 | 0.4245 |
| | Transfer | | | 09 Dec 2016 | (451) | 100267 | 0.4226 |
| | Transfer | | | 16 Dec 2016 | (1832) | 98435 | 0.4148 |
| | Transfer | | | 23 Dec 2016 | (1000) | 97435 | 0.4106 |
| | Transfer | | | 30 Dec 2016 | (14675) | 82760 | 0.3488 |
| | Transfer | | | 06 Jan 2017 | (836) | 81924 | 0.3453 |
| | Transfer | | | 13 Jan 2017 | (1003) | 80921 | 0.3410 |
| | Transfer | | | 20 Jan 2017 | (190) | 80731 | 0.3402 |
| | Transfer | | | 27 Jan 2017 | (1855) | 78876 | 0.3324 |
| | Transfer | | | 10 Feb 2017 | (14362) | 64514 | 0.2719 |
| | Transfer | | | 17 Mar 2017 | (7000) | 57514 | 0.2424 |
| | Transfer | | | 24 Mar 2017 | (780) | 56734 | 0.2391 |
| | Transfer | | | 31 Mar 2017 | 2000 | 58734 | 0.2475 |
| | AT THE END OF THE YEAR | | | | | 58734 | 0.2475 |
| 8 | T. ROWE PRICE INTERNATIONAL DISCOVERY FUND | 213760 | 0.9009 | | | 213760 | 0.9009 |
| | Transfer | | | 05 Aug 2016 | (4988) | 208772 | 0.8799 |
| | Transfer | | | 12 Aug 2016 | (1469) | 207303 | 0.8737 |
| | Transfer | | | 19 Aug 2016 | (4578) | 202725 | 0.8544 |
| | Transfer | | | 26 Aug 2016 | (911) | 201814 | 0.8505 |
| | Transfer | | | 02 Sep 2016 | (41647) | 160167 | 0.6750 |
| | Transfer | | | 02 Dec 2016 | (434) | 159733 | 0.6732 |
| | Transfer | | | 09 Dec 2016 | (13196) | 146537 | 0.6176 |
| | Transfer | | | 16 Dec 2016 | (1228) | 145309 | 0.6124 |
| | Transfer | | | 23 Dec 2016 | (1207) | 144102 | 0.6073 |
| | Transfer | | | 30 Dec 2016 | (4441) | 139661 | 0.5886 |
| | Transfer | | | 06 Jan 2017 | (2802) | 136859 | 0.5768 |
| | Transfer | | | 13 Jan 2017 | (49216) | 87643 | 0.3694 |
| | Transfer | | | 20 Jan 2017 | (943) | 86700 | 0.3654 |
| | Transfer | | | 27 Jan 2017 | (2643) | 84057 | 0.3543 |
| | Transfer | | | 03 Feb 2017 | (1328) | 82729 | 0.3487 |
| | Transfer | | | 10 Feb 2017 | (32934) | 49795 | 0.2099 |

ANNEXURES TO DIRECTORS' REPORT

| Sr. No. | Name & Type Of Transaction | Shareholding at the beginning of the year - 2016 | | Transactions During The Year | | Cumulative Shareholding at the end of the year - 2017 | |
|---------|--|--|----------------------------------|------------------------------|---------------|---|----------------------------------|
| | | No. of Shares | % of total Shares of the company | Date of Transaction | No. of Shares | No. of Shares Held | % of total Shares of the company |
| | Transfer | | | 17 Feb 2017 | (18221) | 31574 | 0.1331 |
| | Transfer | | | 24 Feb 2017 | (31574) | 0 | 0.0000 |
| | AT THE END OF THE YEAR | | | | | 0 | 0.0000 |
| 9 | DAMANI ESTATE AND FINANCE PVT LTD | 303062 | 1.2772 | | | 303062 | 1.2772 |
| | AT THE END OF THE YEAR | | | | | 303062 | 1.2772 |
| 10 | DERIVE TRADING AND RESORTS PRIVATE LIMITED | 117100 | 0.4935 | | | 117100 | 0.4935 |
| | AT THE END OF THE YEAR | | | | | 117100 | 0.4935 |

(v) Shareholding of Directors and Key Managerial Personnel

| Sr. No. | For Each of the Directors and KMP | Shareholding at the beginning of the year | | Cumulative Shareholding during the year | |
|---------|---|--|----------------------------------|---|----------------------------------|
| | | No. of Shares | % of total Shares of the company | No. of Shares | % of total Shares of the company |
| 1. | At the beginning of the year | None of the Directors and Key Managerial Personnels hold shares in the Company | | | |
| 2. | Date wise Increase/Decrease in Shareholding during the year specifying the reasons for increase/decrease (e.g. allotment / transfer / bonus/ sweat equity etc): | None of the Directors and Key Managerial Personnels hold shares in the Company | | | |
| 3. | At the End of the year | None of the Directors and Key Managerial Personnels hold shares in the Company | | | |

ANNEXURES TO DIRECTORS' REPORT

(v) INDEBTEDNESS

Indebtedness of the Company including interest outstanding/accrued but not due for payment

₹ in Lakhs

| | Secured Loans excluding deposits | Unsecured Loans | Deposits | Total Indebtedness |
|--|-------------------------------------|--------------------|----------|-----------------------|
| Indebtedness at the beginning of the financial year | NIL | NIL | NIL | NIL |
| i) Principal Amount | NIL | 33,219 | NIL | 33,219 |
| ii) Interest due but not paid | NIL | NIL | NIL | NIL |
| iii) Interest accrued but not due | NIL | NIL | NIL | NIL |
| Total (i+ii+iii) | NIL | 33,219 | NIL | 33,219 |
| Change in Indebtedness during the financial year | | | | |
| • Addition | NIL | NIL | NIL | NIL |
| • Reduction | NIL | NIL | NIL | NIL |
| Net Change | | | | |
| Indebtedness at the end of the financial year | | | | |
| i) Principal Amount | NIL | 33,219 | NIL | 33,219 |
| ii) Interest due but not paid | NIL | NIL | NIL | NIL |
| iii) Interest accrued but not due | NIL | NIL | NIL | Nil |
| Total (i+ii+iii) | NIL | 33,219 | NIL | 33,219 |

VI. REMUNERATION OF DIRECTORS AND KEY MANAGERIAL PERSONNEL

A. Remuneration to Managing Director, Whole-time Directors and/or Manager

₹ in Lakhs

| Sr. No. | Particulars of Remuneration | Name of MD/WTD/ Manager |
|---------|--|--------------------------------|
| | | Anil Khanna, Managing Director |
| 1. | Gross salary | |
| | a) Salary as per provisions contained in section 17(1) of the Income-tax Act, 1961 | 400.98 |
| | b) Value of perquisites u/s 17(2) Income-tax Act, 1961 | 0.40 |
| | c) Profits in lieu of salary under section 17(3) Income-tax Act, 1961 | - |
| | d) Company contribution toward PF | 23.93 |
| 2. | Stock Option | - |
| 3. | Sweat Equity | - |
| 4. | Commission - as % of profit - others, specify | - |
| 5. | Others, please specify | - |
| | Total (A) | 425.31 |
| | Ceiling as per the Act | Refer note |

Note : In terms of provisions of the Companies Act, 2013, the remuneration payable to MD shall not exceed 5% of the net profit of the Company. The remuneration paid to the MD is well within the said limit.

ANNEXURES TO DIRECTORS' REPORT

B. Remuneration to other Directors

₹ in Lakhs

| Sr. No. | Particulars of Remuneration | Name of Directors | | | | Total Amount |
|---------|---|-------------------|------------------|-------------------|---------------------------------|--------------|
| (1) | Independent Directors | | | | | |
| | | Sharad Upasani | Surendra Sheth* | Narendra P. Sarda | Air Marshal M.McMahon (Retd.)** | |
| | - Fee for attending board / committee meetings | 7.50 | 1.50 | 6.00 | | 15.00 |
| | - Commission*** | 18.00 | 2.02 | 18.00 | | 38.02 |
| | - Others, please specify | - | - | - | | - |
| | Total (1) | 25.50 | 3.52 | 24.00 | | 53.02 |
| (2) | Other Non – Executive Directors & Non-Independent Directors | | | | | |
| | | | Malcolm Monteiro | Thomas Kipp | Bettina Staffa | |
| | - Fee for attending board / committee meetings | | - | - | - | - |
| | - Commission | | - | - | - | - |
| | - Others, please specify | | - | - | - | - |

* Mr. Surendra Sheth, Director resigned from the Company with effect from May 12, 2016.

**Air Marshal M. McMahon (Retd.) has been appointed as an Independent Director of the Company with effect from February 10, 2017.

*** The Commission for the Financial year ended March 31, 2017 will be paid after adoption of financial statements by the Shareholders at the AGM to be held on July 27, 2017.

Note : In terms of the provisions of the Companies Act, 2013, the remuneration payable to Directors other than Executive Directors shall not exceed 1% of the net profit of the Company. The Remuneration paid to the Directors is well within the said limit. Mr.Malcolm Monteiro, Mr. Thomas Kipp and Ms. Bettina Staff do not accept any sitting fees/ commission as per DHL internal guidelines.

ANNEXURES TO DIRECTORS' REPORT

C. Remuneration to Key Managerial Personnel other than MD/Manager/WTD

₹ in Lakhs

| Sr. No. | Particulars of Remuneration | Key Managerial Personnel | | | Total Amount |
|---------|--|--|-----------------------|---|--------------|
| | | *Yogesh Dhingra, Group CFO & CSO | *Aneel Gambhir CFO | Tushar Gunderia Company Secretary | |
| 1. | Gross salary | | | | |
| | a) Salary as per provisions contained in section 17(1) of the Income-tax Act, 1961 | 262.71 | 108.64 | 82.59 | 435.95 |
| | b) Value of perquisites u/s 17(2) Income-tax Act, 1961 | 0.29 | 1.33 | 1.25 | 2.86 |
| | c) Profits in lieu of salary under section 17(3) Income-tax Act, 1961 | 0.00 | 0.00 | 0.00 | 0.00 |
| | d) Company contribution towards PF | 10.54 | 3.23 | 2.30 | 16.06 |
| 2. | Stock Option | 0.00 | 0.00 | 0.00 | 0.00 |
| 3. | Sweat Equity | 0.00 | 0.00 | 0.00 | 0.00 |
| 4. | Commission - as % of profit - others, specify | 0.00 | 0.00 | 0.00 | 0.00 |
| 5. | Others, please specify | 0.00 | 0.00 | 0.00 | 0.00 |
| | Total* | 273.54 | 113.19 | 86.14 | 472.87 |

Note: The Company has not incurred any expenditure for Stock Options granted at 'market price' (within the meaning of the erstwhile SEBI (Employee Stock Option Scheme and Employee Stock Purchase Scheme) Guidelines, 1999) and The SEBI (Share Based Employee Benefits) Regulations, 2014 to the Directors, Key Managerial Personnel and other Employees under its Employees Stock Option Schemes, which can be ascribed to any individual Director, Key Managerial Personnel or other Employee.

*In the meeting of Board of Directors of the Company held on May 5, 2017, Mr. Yogesh Dhingra has been appointed as Group CFO & Chief Strategy Officer (CSO) and Mr. Aneel Gambhir has been appointed as CFO with effect from May 8, 2017.

** Does not include contribution to the approved Gratuity Scheme under the defined benefits scheme which is actuarially determined on an overall Company basis.

VII. PENALTIES / PUNISHMENT/ COMPOUNDING OF OFFENCES

| Type | Section of the Companies Act | Brief Description | Details of Penalty / Punishment/ Compounding fees imposed | Authority [RD / NCLT/COURT] | Appeal made, if any (give Details) |
|--|------------------------------|-------------------|---|-----------------------------|------------------------------------|
| Company Penalty Punishment Compounding | | | None | | |
| Directors Penalty Punishment Compounding | | | None | | |
| Other officers in Default Penalty Punishment Compounding | | | None | | |

ANNEXURES TO DIRECTORS' REPORT

'ANNEXURE F'

The ratio of remuneration of each director to the median employee's remuneration and other details in terms of sub-section 12 of section 197 of the Companies Act, 2013 read with Rule 5(1) of the Companies (Appointment and Remuneration of Managerial Personnel) Rules, 2014:

A. Information pursuant in Section 197 of the Companies Act, 2013 read with Rule 5(1) of the Companies (Appointment and Remuneration of Managerial Personnel) Rules, 2014

| Name of Director and Key Managerial Personnel | Designation | Ratio of Remuneration to Median remuneration of all employees | Increase in remuneration over LY (%) |
|---|-------------------|---|--------------------------------------|
| Anil Khanna | Managing Director | 188.0 | 27.3* |
| Sharad Upasani | Chairman | 9.3 | 0.0 |
| Malcolm Monteiro | Director | 0.0 | NA |
| Surendra Sheth** | Director | 6.8 | 0.0 |
| Narendra Sarda | Director | 8.6 | 0.0 |
| Thomas Kipp | Director | 0.0 | NA |
| Air Marshal M.McMahon (Retd.)*** | Director | 0.0 | NA |
| Bettina Staffa | Director | 0.0 | NA |
| Yogesh Dhingra | Group CFO & CSO | 121.9 | 11.1**** |
| Aneel Gambhir | CFO | 48.9 | 10.7**** |
| Tushar Gunderia | Company Secretary | 35.3 | 16.0**** |

* The remuneration of Managing Director was revised with the approval of Shareholders w.e.f. April 1, 2016.

** Mr. Surendra Sheth resigned as a Director with effect from May 12, 2016.

*** Air Marshal M.McMahon has been appointed as a Director with effect from February 10, 2017.

****Reflects increase in remuneration consequent to revision w.e.f. 1st April, 2016.

Note :

- The number of permanent employees as on 31st March, 2017 was 10929.
- Compared to the previous year 2015-16 the figures for the current year 2016-17 reflects that :
 - Gross Turnover has grown by 4.92% and PBT has decreased by 25.13%.
 - Median remuneration and average remuneration of all employees have increased by 17.53% and 15.76% respectively
 - Average remuneration of employees excluding Key Managerial Personnel has increased by 15.68%.
 - Remuneration of Key Managerial Personnel has increased by 18.69%.
- No employee's remuneration for the year 2016-17 exceeded the remuneration of any of whole time Directors.
- The remuneration of the Directors, Key Managerial Personnel and other employees is in accordance with the Remuneration policy of the Company provided under the section 'Report on Corporate Governance' which forms part of the Report and Accounts.
- The Market capitalization of the Company has decreased from ₹ 14400 Crores as of March 31, 2016 to ₹ 12300 Crores as of March 31, 2017. Over the same period, the price to earnings ratio moved from 75.8 to 87.8 times. The Blue Dart Express Limited stock price as at March 31, 2017 has increased by 6888% to ₹ 5167 over the last public offering, i.e. IPO in September 1994 at the price of ₹150 per share. (The Company has issued bonus shares in the ratio of 1:1 in the year 2002 post the IPO in September 1994, accordingly, for the purpose of determination of the percentage increase, the IPO price has been adjusted accordingly.)

ANNEXURES TO DIRECTORS' REPORT

'ANNEXURE G'

PARTICULARS REGARDING CONSERVATION OF ENERGY, TECHNOLOGY ABSORPTION AND FOREIGN EXCHANGE EARNINGS AND EXPENDITURE

Conservation of Energy

Under the GoGreen program, your company is committed to minimizing the impact of its business on the environment and contributes to environmental protection worldwide.

The GoGreen program is an integral part of DPDHL Group's Strategy 2020. In 2008, your company introduced a measurable climate protection target. By 2020 the Company aims at improving the carbon efficiency of our own services by 30 percent compared with the base year 2007. The Company has taken this approach because it views environmentally friendly and efficient logistics as an opportunity to create value – for the environment, as a company and for customers. Your company, along with the other business units in India have committed to planting 100,000 trees in India this year.

The main focus of GoGreen is to avoid, reduce and, when necessary, give our customers the chance to offset, greenhouse gas emissions (primarily CO₂). These emissions account for the logistics industry's largest negative impact on the environment.

The vehicles operated for the company are in compliance of all pollution control regulations. Your company ensures that all its vehicles go through periodic PUC and maintenance checks to maintain minimum pollution levels and that all vehicles are in order of the prescribed norms for optimal operations by the manufacturer in terms of fuel consumption and better vehicle through-put and better vehicle efficiency are maintained.

The company's 24x7 network control centre operating at the headquarters in Mumbai is a centralised command system to provide support to drivers when they are on the road.

Under the GoGreen Living Responsibility pillar, your company conducted various activities to encourage its employees to contribute towards the noble cause of saving the environment.

Power Saver – Lights Off: Your company practices lights off for an hour between 01:00 pm to 02:00 pm on the last saturday of every month across all its offices in India. Employees too are encouraged to switch off the lights at their residence between 8:00 pm to 9:30 pm on the same day. This initiative is championed by Anil Khanna, Managing Director, who encourages all the employees to conserve energy.

Your Company actively participates in all global initiatives such as Earth Hour, Earth Day, World Environment Day etc.

Technology Absorption

Since inception your company has truly differentiated itself with world-class state-of-the-art technology. All departments use technology to deliver superior services to the customer.

Your company is the only Indian air and ground express company that has invested extensively in technology infrastructure to create differentiated delivery capabilities, quality services and customized solutions for the customer.

The company's low cost with high standards technology architecture and innovation has allowed it to achieve service quality and operation delivery par excellence.

A entirely new website is being developed with excellent state-of-the-art features & functionalities and a robust hardware platform.

Your Company has made substantial investments in IT and automation like hand-held scanners (On the Move – OTM) for pickup & deliveries, technology deployment for cash management, more customers integrated into website & APIs, Smart Truck, roll-out of Weight Dimension Levelling (WDLs), Centralised and Improved ERP system – C2PC, etc.

Your Company has invested in Interactive Voice Response (IVR) and an official Blue Dart Facebook page, Twitter handle, Google+ page and YouTube channel for customers to interact with the company.

Your company has invested in a new retail customer centric management system – Point of Sale (POS) besides Multiple Payment Option System (MPOS) is another initiative to make lives of customer easy and accessible. A new billing, receivable management system is in progress to further strengthen the process.

ANNEXURES TO DIRECTORS' REPORT

Innovation is deeply ingrained in company's DNA since its inception. Over the years, Blue Dart has been at the helm of many innovations that have benefitted its end customers and hence will continue to be an area of focus going forward too.

Your company has invested heavily in technology infrastructure to create differentiated delivery capabilities, quality services and customized solutions for clients. This has enabled us to offer web-based solutions mentioned above to customers that can be integrated with their core products.

Foreign Exchange Earnings & Outgo

Earnings in Foreign Currency

Earnings in foreign currency during year ended March 31, 2017 were ₹ 951 (Lakhs) [March 31, 2016: ₹ 3,259 (Lakhs)]

Expenditure in Foreign Currency

Expenditure in foreign currency during year ended March 31, 2017 was ₹ 356 (Lakhs) [March 31, 2016: ₹ 542 (Lakhs)]

REPORT ON CORPORATE GOVERNANCE

1. Company's philosophy on Corporate Governance

As shareholders across the globe evince keen interest in the practices and performance of companies, Corporate Governance has emerged on the centre stage of the way the corporate world functions.

Effective corporate governance is necessary to maintain public trust and to achieve business success. Corporate Governance is about commitment to values and ethical business conduct. It is about how an organisation is managed. This includes its corporate and other structures, its culture, policies and the manner in which it deals with various stakeholders.

For Blue Dart, Corporate Governance is a continuous journey, seeking to provide an enabling environment to harmonise the goals of maximizing stakeholder value and maintaining a customer centric focus.

The basic philosophy of Corporate Governance at 'Blue Dart' is to achieve business excellence and to create and enhance the value for its Stakeholders, Customers, Employees and business associates and thereby to make a significant contribution to the economy. Blue Dart Corporate Governance principles uphold its standing at the forefront of Corporate Governance best practices. The Company endeavours to achieve the highest levels of transparency, accountability, integrity and responsibility and continues to focus on good corporate governance, in line with local and global standards and best practices.

The Company is in compliance of requirements under regulations 17 to 27 of Securities Exchange Board of India (Listing Obligations and Disclosure Requirements) Regulations, 2015, (Listing Regulations) as applicable, pertaining to provisions of Corporate Governance norms. The Company has disseminated information as stipulated under clauses (b) to (i) of the regulation 46 (2) on the website of the Company.

2. Board of Directors

As on March 31, 2017, composition of the Board of Directors comprises of one Executive Director and six Non-Executive Directors one of whom is a Woman Director.

In terms of the provisions of Regulation 17 of the Listing Regulations, the Board is required to have at least one third of the members of the Board as Independent Directors if the Chairman is Non-Executive. Accordingly, The Company's present Board comprises of Mr. Sharad Upasani, Mr. Narendra Sarda and Air Marshal M. McMahon (Retd.) who are Independent Directors on the Board of the Company.

During the year, Mr. Surendra Sheth tendered his resignation as a Director with effect from May 12, 2016. The Board of Directors accepted his resignation and placed on record immense contribution of Mr. Sheth to the Company during his tenure with the Company for more than 24 years. The Board of Directors tendered its deep appreciation to Mr. Sheth and wished him the very best in all his future endeavours.

During the year, Air Marshal M. McMahon (Retd.) has been appointed as an Independent Director of the Company with effect from February 10, 2017 for a term of five years after complying with the postal ballot procedure in accordance with the provisions of Companies Act, 2013 and rules made thereunder. Air Marshal McMahon (Retd.) was commissioned as a fighter pilot and served in the IAF for 42 years. On graduating, he stood first in Flying. He underwent the T - 33 / F- 86 Advanced Gunnery Course in the USA and was awarded certificates for standing first in Low Level Strafe and Low Angle Bombing. He was an A2 Qualified Flying Instructor and winner of the Chief's of Air Staff trophy for standing first in flying during the QFI course. His important staff appointments were Director, Air Staff Requirements, Asst. Chief of Air Staff (Operations), Inspector General of the IAF and Vice Chief of Air Staff. He is a recipient of the Param Vishist Seva Medal, Ati Vishist Seva Medal and Vishist Seva Medal.

During the year, Mr. Narendra Sarda has been re-appointed as an Independent Director of the Company for another term of five years with effect from March 28, 2017 after complying with postal ballot procedure in accordance with the provisions of Companies Act, 2013 and rules made thereunder. Mr. Narendra P. Sarda was President of The Institute of Chartered Accountants of India (ICAI) in 1993-1994. He was Chairman of Deloitte Haskins Sells & Affiliates, India during 2007 to 2011. He was a Public Representative Director on the Board of The Bombay Stock Exchange (now BSE Limited) from 1999 to 2001. He was a member on the Board of erstwhile International Accounting Standards Committee, London during 1993 to 1995.

He was a member of the IFRS Advisory Council, London (Advisory body to International Accounting Standards Board - IASB) during 2009 to 2011. He was a partner in P. C. Hansotia & Co., Chartered Accountants for 41 years during 1970 to 2011. He has delivered lectures for 22 years (1968 to 1990) for students pursuing CA exams conducted by ICAI and he was Chairman of the Western India Regional Council of ICAI during 1978-1979. He has also delivered lectures on professional subjects at several seminars and conferences of ICAI, Bombay Chartered Accountants Society, other Professional Institutes and various Chambers of Commerce.

In accordance with the provisions of Companies Act, 2013 and Articles of Association of the Company, Mr. Thomas Kipp, Director, retires by rotation at the ensuing Annual General Meeting and being eligible, offers himself for re-appointment.

Mr. Thomas Kipp is Executive Vice President (EVP) Strategy & Business Development for the Post - eCommerce - Parcel (PeP) Division at Deutsche Post DHL Group. In this role, he is responsible for promoting important growth areas and for enabling an early implementation of successful business models. Prior to his current position, he was CEO for DHL Global Mail and DHL eCommerce where he successfully developed the international mail business and established the foundations for growth in e-commerce related logistics in the core markets USA and India as well as in other attractive markets across the Americas and Asia Pacific.

REPORT ON CORPORATE GOVERNANCE

Mr. Thomas Kipp has been a member of the divisional board for Post - eCommerce - Parcel since 2006 when he joined the Group as Head of the Mail division's Large Business Customers department. In this position, he was responsible for developing and marketing tailored customer solutions in Dialog Marketing and Corporate Information Solutions.

Directorship in Other Companies

NIL

Mr. Thomas Kipp, Director, is not a member of any committee as contemplated under Regulation 26 of Securities and Exchange Board of India (Listing Obligations and Disclosure Requirements) Regulations, 2015, ("Listing Regulations") and does not hold any shares in the Company.

Mr. Kipp and any of the other Directors of the Company do not have any inter-se relationship.

All key decisions are taken only after detailed deliberations and discussions by the Board. The Board of Directors possesses adequate experience, expertise and skills necessary to manage affairs of the Company in the most efficient manner. The Board acts with autonomy and independence in the strategic decision-making process and in discharging its fiduciary responsibilities.

The DHL nominee Directors hold the firm belief that DHL's best interests are aligned with the continued growth and success of the Company.

As regards appointment and tenure of Independent Directors, following Policy is adopted by the Board:

- i) Company has adopted the provisions with respect to appointment and tenure of Independent Directors which is consistent with the Companies Act, 2013.
- ii) The Independent Directors would serve a maximum of two terms of five years each.
- iii) In transition to the Companies Act, 2013, which is effective April 1, 2014, those Independent Directors who have already served for ten or more years will serve for a maximum period of one term of five years.
- iv) With aforesaid changes, the Company would not have any upper age limit of retirement of Independent Directors from the Board and their appointment and tenure would be governed by the provisions of the Companies Act, 2013.

Board Independence

The definition of 'Independence' of Directors is derived from Regulation 16 of the Listing Regulations and Section 149(6) of the Companies Act, 2013. Based on the confirmation/ disclosures received from the Directors and on evaluation of the relationships disclosed, Mr. Sharad Upasani, Chairman, Mr. Narendra Sarda and Air Marshal M. McMahon (Retd.), Directors are Independent in terms of the Provisions of Regulation 16 of the Listing Regulations and Section 149(6) of the Companies Act, 2013.

The Company has issued formal letter of appointment to Independent Directors in the manner as provided in the Companies Act, 2013. The terms and conditions of the said appointment are disclosed on the website of the Company.

Board Procedure

The Board of Directors is presented with all the relevant information on vital matters which may impact working of the Company as well as those which require deliberations at the highest level. It is ensured that information, as required under Regulation 17(7) and Part A of Schedule II of the Listing Regulations is made available to the Board of Directors to enable them to discharge their functions effectively.

There is no relationship between the Directors inter-se.

Composition of the Board

The size and composition of the Board conforms to the requirements of Corporate Governance norms as stipulated under the provisions of the Listing Regulations.

Information to the Board

The meetings of the Board of Directors are scheduled well in advance and generally held at the Company's Registered Office in Mumbai. The Notice of the Board Meeting and Board Agenda with detailed enclosures are sent in advance to all Directors.

Number of Board Meetings

During the year under review, six Board Meetings were held, viz; April 15, 2016, July 28, 2016, October 12, 2016, November 16, 2016, December 15, 2016 and February 7, 2017.

REPORT ON CORPORATE GOVERNANCE

The details of attendance of each Director at the Board Meetings, last Annual General Meeting, and number of other directorship and membership in the Committees thereof, are as under:

| Name of Director | Position | Designation | Attendance Particulars | | Directorship in Other Indian Companies | Committee Membership in Other Indian Companies | |
|--|--|-------------------|------------------------|----------|--|--|----------|
| | | | Board Meetings | Last AGM | | Member | Chairman |
| Mr. Sharad Upasani DIN : 01739334 | Independent & Non-Executive Director | Chairman | 6 | Yes | 5 | 2 | Nil |
| Mr. Anil Khanna DIN : 01334483 | Executive Director | Managing Director | 6 | Yes | Nil | 1 | Nil |
| Mr. Malcolm Monteiro DIN : 00089757 | Non-Independent & Non-Executive Director | Director | 6 | Yes | 1 | 2 | Nil |
| Mr. Surendra Sheth* DIN : 00089981 | Independent & Non-Executive Director | Director | 1 | NA | 2 | 3 | 2 |
| Mr. Thomas Kipp DIN : 06921955 | Non-Independent & Non-Executive Director | Director | 5 | Yes | Nil | Nil | Nil |
| Mr. Narendra Sarda** DIN : 03480129 | Independent & Non-Executive Director | Director | 6 | Yes | 1 | 1 | Nil |
| Ms. Bettina Staffa DIN : 06963668 | Non-Independent & Non-Executive Director | Director | 3 | No | Nil | Nil | Nil |
| Air Marshal M McMahon*** DIN : 00234293 | Independent & Non-Executive Director | Director | - | NA | 1 | Nil | 1 |

Notes :

- *1) Mr. Surendra Sheth, Director resigned from the Company with effect from May 12, 2016.
- **2) Mr. Narendra Sarda has been re-appointed as an Independent Director of the Company for another term of five years with effect from March 28, 2017 after complying with postal ballot procedure in accordance with the provisions of Companies Act, 2013.
- ***3) Air Marshal M. McMahon (Retd.) has been appointed as an Independent Director of the Company with effect from February 10, 2017 for a term of five years after complying with postal ballot procedure in accordance with the provisions of Companies Act, 2013.
- 4) The Directorships held by Directors as mentioned above, includes Directorships in the Private Limited Companies and Companies registered under Section 8 of the Companies Act, 2013, but do not include Directorships in Foreign Companies. The Committee membership and chairpersonship includes membership of the Audit Committee and Stakeholders' Relationship Committee of Indian public Companies.

3. Audit Committee

The Audit Committee of the Board deals with all matters relating to financial reporting, internal controls, risk management etc. and reports to the Board from time to time. The Board of Directors of the Company constituted an Audit Committee at its Board Meeting held on May 8, 2001 and reconstituted from time to time.

Composition

The Composition of Audit Committee is as per the requirements of Companies Act, 2013 and Listing Regulations. As on March 31, 2017, the Audit Committee comprises of two Independent Non-Executive Directors, viz. Mr. Sharad Upasani and Mr. Narendra Sarda and one Non-Independent and Non-Executive Director,

Mr. Malcolm Monteiro. The Chairman of the Committee is Mr. Sharad Upasani. Mr. Tushar Gunderia, Company Secretary, acts as Secretary to the Audit Committee.

Mr. Anil Khanna, Managing Director; Mr. Yogesh Dhingra, CFO & COO, the Statutory Auditors and Internal Auditor are the permanent invitees to the Audit Committee Meetings. Mr. Tushar Gunderia acts as secretary to the Committee.

In the meeting of Board of Directors of the Company held on May 5, 2017, Mr. Yogesh Dhingra has been appointed as Group CFO & Chief Strategy Officer (CSO) and Mr. Aneel Gambhir has been appointed as CFO with effect from May 8, 2017. Mr. Aneel Gambhir, CFO is also permanent invitee to the Audit Committee Meetings.

REPORT ON CORPORATE GOVERNANCE

The Chairman of the Audit Committee, Mr. Sharad Upasani was present at the last Annual General Meeting of the Company held on July 28, 2016.

The powers, role and terms of reference of the Audit Committee are in accordance with the provisions of Regulation 18 of the Listing Regulations, 2015 and Section 177 of the Companies Act, 2013.

The terms of reference of the Audit Committee, inter-alia include the following :-

1. Oversight of the Company's financial reporting process and disclosure of its financial information to ensure that the financial statement is correct, sufficient and credible;
2. Recommendation for appointment, remuneration and terms of appointment of Statutory Auditors of the Company;
3. Approval of payment to Statutory Auditors for any other services rendered by the Statutory Auditors;
4. Reviewing with the management, the annual financial statements and auditor's report thereon, before submission to the Board for approval, with particular reference to:
 - a. Matters required to be incorporated in the Director's Responsibility Statement to be included in the Board's report in terms of clause (c) of sub-section 3 of section 134 of the Companies Act, 2013.
 - b. Changes, if any, in the accounting policies and practices and reasons for the same.
 - c. Major accounting entries involving estimates based on the exercise of judgment by the management.
 - d. Significant adjustments made in the financial statements arising out of audit findings.
 - e. Compliance with listing and other legal requirements relating to financial statements.
 - f. Disclosure of any related party transactions.
 - g. Modified opinion(s) in the draft audit report.
5. Reviewing with the management, the quarterly financial statements before submission to the board for approval;
6. Reviewing with the management the statement of uses / application of funds raised through an issue (public issue, rights issue, preferential issue etc.), the statement of funds utilized for the purposes other than those stated in the offer document / prospectus / notice and report submitted by the monitoring agency, monitoring utilisation of proceeds of a public or rights issue and making appropriate recommendations to the Board to take up steps in this matter;
7. Reviewing and monitoring the auditor's independence and performance, and effectiveness of audit process;
8. Approval or any subsequent modification of transactions of the Company with the related parties;
9. Scrutiny of the inter-corporate loans and investments;
10. Valuation of undertakings or assets of the company, wherever it is necessary;
11. Evaluation of internal financial controls and risk management systems;
12. Reviewing with the management, performance of statutory and internal auditors and adequacy of the internal control systems;
13. Reviewing adequacy of internal audit function, if any, including structure of the internal audit department, staffing and seniority of the official heading the department, reporting structure, coverage and frequency of internal audit;
14. Discussion with the internal auditors of any significant findings and follow up thereon;
15. Reviewing findings of any internal investigations by the internal auditors into matters where there is a suspected fraud or irregularity or a failure of internal control systems of a material nature and reporting the matter to the board;
16. Discussions with the statutory auditors before the audit commences, about the nature and scope of audit as well as post-audit discussions to ascertain any area of concern;
17. To look into the reasons for substantial defaults in the payment to the depositors, debenture holders, shareholders (in case of non-payment of declared dividends) and creditors;
18. To review functioning of the Whistle Blower mechanism;
19. Approval of appointment of CFO (i.e. the whole-time Finance Director or any other person heading the finance function or discharging that function) after assessing the qualifications, experience and background etc. of the candidate;
20. Carrying out any other function as stipulated in terms of reference of the Audit Committee.

The Audit Committee shall also mandatorily review the following information:

1. Management discussion and analysis of financial condition and results of operations;
2. Statement of significant related party transactions (as defined by the audit committee), submitted by management;
3. Management letters / letters of internal control weaknesses issued by the statutory auditors;
4. Internal audit reports relating to internal control weaknesses;
5. The appointment, removal and terms of remuneration of the chief internal auditor shall be subject to review by the audit committee.

REPORT ON CORPORATE GOVERNANCE

6. Statement of deviations:

- Quarterly statement of deviation(s) including report of monitoring agency, if applicable, submitted to stock exchange(s) in terms of Regulation 32(1).
- Annual statement of funds utilized for purposes other than those stated in the offer document/prospectus/notice in terms of Regulation 32(7).

The Audit Committee of the Company meets and interacts periodically with the Senior Management Personnel which gives the Audit Committee a deeper insight into the workings of major departments and regions.

During the year under review, eight Audit Committee Meetings were held, viz; April 15, 2016, July 28, 2016 (two meetings, one of which was with the Senior Management of the Company), October 12, 2016, November 16, 2016, December 15, 2016 (two meetings, one of which was with the Senior Management of the Company) and February 7, 2017.

The details of attendance of each Member at the Audit Committee Meeting held during the year ended March 31, 2017 are as under:

| Names of Director | Position | No. of Meetings | |
|----------------------|----------|-----------------|----------|
| | | Held | Attended |
| Mr. Sharad Upasani | Chairman | 8 | 8 |
| Mr. Surendra Sheth* | Member | 1 | 1 |
| Mr. Malcolm Monteiro | Member | 8 | 8 |
| Mr. Narendra Sarda* | Member | 7 | 7 |

*Consequent to resignation of Mr. Surendra Sheth on May 12, 2016, Mr. Narendra Sarda was inducted as Member of Audit Committee with effect from May 25, 2016.

4. Nomination & Remuneration Committee

The Board of Directors of the Company constituted the Compensation Committee of Directors at the Board Meeting of the Company held on May 7, 2002. In the Board Meeting of the Company held on February 5, 2014, the Board of Directors approved re-structuring of the Committee and the nomenclature of the Committee was changed to 'Nomination and Remuneration Committee'.

As on March 31, 2017 The 'Nomination & Remuneration Committee' comprises two Independent Non-Executive Directors viz. Mr. Narendra Sarda and Mr. Sharad Upasani, and a Non-Independent and Non-Executive Director, Mr. Malcolm Monteiro. The Committee is chaired by Mr. Narendra Sarda, Independent Director.

Mr. Anil Khanna, Managing Director and Mr. Yogesh Dhingra, Group CFO & CSO are permanent invitees to the Nomination & Remuneration Committee.

Mr. Tushar Gunderia, Company Secretary, acts as Secretary to the Nomination & Remuneration Committee.

The Chairman of the Nomination & Remuneration Committee, Mr. Narendra Sarda was present at the last Annual General Meeting of the Company held on July 28, 2016.

During the year under review, four Nomination & Remuneration Committee Meetings were held viz; April 15, 2016, July 28, 2016, December 15, 2016 and February 7, 2017.

The details of attendance of each Member at the Nomination & Remuneration Committee Meeting held during the year ended March 31, 2017 are as under:

| Names of Director | Position | No. of Meetings | |
|----------------------|----------|-----------------|----------|
| | | Held | Attended |
| Mr. Surendra Sheth* | Chairman | 1 | 1 |
| Mr. Narendra Sarda* | Chairman | 3 | 3 |
| Mr. Sharad Upasani | Member | 4 | 4 |
| Mr. Malcolm Monteiro | Member | 4 | 4 |

*Consequent to resignation of Mr. Surendra Sheth on May 12, 2016, Mr. Narendra Sarda was inducted as Member/ Chairman of Nomination & Remuneration Committee with effect from May 25, 2016.

The Executive Director is paid remuneration in terms of a resolution passed by the members at the General Meetings.

The Nomination & Remuneration Committee ensures transparent nomination process for Directors with diversity of thought, experience, knowledge, perspective and gender in the Board.

The terms of reference of the 'Nomination & Remuneration Committee' inter-alia include the following:

- Formulation of criteria for determining qualifications, positive attributes and independence of a director and recommend to the Board a Policy, relating to the remuneration of the directors, key managerial personnel and other employees;
- Formulation of criteria for evaluation of Independent Directors and the Board;
- Devising a Policy on diversity of Board of Directors;
- Identifying persons who are qualified to become directors and who may be appointed in senior management roles in accordance with the criteria laid down, and recommend to the Board their appointment and removal.
- Whether to extend or continue the term of appointment of the independent director, on the basis of the report of performance evaluation of independent directors.

Non-Executive Directors are paid sitting fees of ₹ 30,000/- for attending each meeting of the Board, Audit Committee,

REPORT ON CORPORATE GOVERNANCE

Nomination & Remuneration Committee, CSR Committee and Risk Management Committee attended by them. DHL nominated Directors do not accept any sitting fees as per their internal guidelines.

Mr. Sharad Upasani, Independent Director, holds a Masters in Commerce and an LLB degree from the Mumbai University, besides an MBA degree from USA. He is now a consultant on Corporate Law and acts as an Arbitrator in corporate disputes.

Mr. Narendra Sarda was President of ICAI in 1993-1994. He was Chairman of Deloitte Haskins Sells & Affiliates, India from 2007 to 2011. Mr. Sarda was a Public Representative Director on the Board of The Bombay Stock Exchange (now BSE Limited) from 1999 to 2001. He was a member on the Board of the erstwhile International Accounting Standards Committee, London from 1993 to 1995.

Air Marshal M. McMahon (Retd.) aged 72 years has wide experience in the Aviation Industry.

Air Marshal McMahon (Retd.) was commissioned as a fighter pilot and served in the IAF for 42 years. On graduating, he stood first in Flying. He underwent the T - 33 / F- 86 Advanced Gunnery Course in the USA and was awarded certificates for standing first in Low Level Strafe and Low Angle Bombing. He was an A2 Qualified Flying Instructor and was winner of the Chief's of Air Staff trophy for standing first in flying during the QFI course. His important staff appointments were Director, Air Staff Requirements, Asst. Chief of Air Staff (Operations), Inspector General of the IAF and Vice Chief of Air Staff. He is a recipient of the Param Vishist Seva Medal, Ati Vishist Seva Medal and Vishist Seva Medal.

In the Annual General Meeting of the Company held on July 28, 2016, Shareholders of the Company had approved payment of commission to the Non-Executive Directors, not exceeding 1% of Net Profit of the Company in accordance with the provisions of the Companies Act, 2013 for a period of 5 years. The Commission payable to the Independent Directors is determined by the Board within the aforesaid limit of 1% of the net profits after taking into account their attendance and roles and responsibilities in various committees of the Board. For their valuable contribution by way of advice for various project work from time to time, the Company pays commission to Non-Executive Directors, at such rate as determined by the Board of Directors of the Company and within the ceiling as prescribed under the provisions of the Companies Act, 2013.

Details of remuneration paid to Directors

Non-Executive Directors are paid sitting fees of ₹ 30,000/- for attending each meeting of the Board, Audit Committee, Nomination & Remuneration Committee, CSR Committee and Risk Management Committee attended by them. DHL nominated Directors do not accept any sitting fees as per their internal guidelines.

During the year, the Company paid commission to Mr. Sharad Upasani, Mr. Surendra Sheth and Mr. Narendra Sarda, Non-Executive Directors, aggregating to Rs. 45 lakhs for the financial year ended March 31, 2016.

In ₹

| Sr. No. | Name of the Director | Sitting fees (for the financial year ended March 31, 2017) | Commission (paid for the financial year March 2016) |
|---------|----------------------|--|---|
| 1. | Mr. Sharad Upasani | 7,50,000 | 15,00,000 |
| 2. | Mr. Surendra Sheth | 1,50,000 | 15,00,000 |
| 3. | Mr. Narendra Sarda | 6,00,000 | 15,00,000 |

Mr. Anil Khanna has been re-appointed as the Managing Director of the Company with effect from February 21, 2015 to February 20, 2018. In terms of Agreement executed with the Company, details of terms of remuneration paid to the Managing Director are as under:

Mr. Anil Khanna, Managing Director

(for period from April 1, 2016 to March 31, 2017)

| | |
|--------------------------|---------------------------|
| Basic | - ₹ 16.62 Lakhs per month |
| House Rent Allowance | - ₹ 0.932 Lakhs per month |
| Special Allowance | - ₹ 2.361 Lakhs per month |
| Sr. Management Allowance | - ₹ 0.968 Lakhs per month |

In addition to the above amount, Mr. Anil Khanna shall be entitled to the following:

- The Company's contribution to Provident Fund, in accordance with the Rules and Regulations of the Company.
- Gratuity payable at a rate not exceeding half a month's salary for each completed year of service.
- Encashment of unavailed leave at the end of each year.
- Re-imbursement of telephone expenses at residence for official purpose.
- A chauffeur – driven vehicle.
- Coverage under Company's Group Insurance Cover.
- Fees of club, subject to a maximum of one club. This will not include admission and life membership fees.
- Subscription and Annual fees for the Corporate Credit Card.
- The Managing Director shall be entitled to an incentive payment based on achievement of profitability levels and other parameters as determined by the Board of Directors for the calendar year ended December 31, 2016, upto a maximum of ₹ 158.18 lakhs.

REPORT ON CORPORATE GOVERNANCE

- (x) Increment for each year shall be determined by the 'Nomination & Remuneration Committee' and which shall be subject to approval of the Board of Directors and members of the Company at the General Meeting of members.

During the term of employment of Managing Director, if in any financial year, the Company does not earn any profit or earns inadequate profit as contemplated under the provisions of Schedule V of the Companies Act, 2013, unless otherwise approved by such Statutory Authority, remuneration shall be paid as per the conditions and monetary ceiling prescribed in Schedule V to the Companies Act, 2013 or any re-enactment thereof. Severance term agreed between the Company and Managing Director is six months notice or payment of six months' salary in lieu thereof. The Board of Directors of the Company in its meeting held on February 10, 2016, approved, subject to shareholders' approval, LTI upto a maximum of 20% of total direct compensation to Mr. Anil Khanna, Managing Director, for each year, based on targets set for each Calendar year effective January 1, 2016 to December 31, 2019.

The shareholders approval through postal ballot process was sought to vary/amend terms of payment of remuneration of Mr. Anil Khanna, Managing Director (DIN 01334483) by amending criteria for payment of LTI and LTI would be paid after 4 years based on achievements of targets set viz; EBIT instead of earlier laid down criteria viz; EBIT, Market share growth, etc. as decided by the Board of Directors from time to time.

The remuneration policy of the Company is performance-driven and structured to motivate the employees, recognise their merits and achievements and promote excellence in their performance.

The Nomination & Remuneration Committee and Board of Directors of the Company are authorised to decide remuneration of Whole-Time Directors, subject to approval of Members and Central Government, if required.

The Non-Executive Directors are paid remuneration by way of sitting fees and commission except DHL-nominated Directors who are not paid any sitting fees or commission, as per their internal guidelines.

None of the Directors hold any shares of the Company.

The Company does not have any 'stock options' scheme.

5. Board Evaluation

Pursuant to provisions of the Companies Act, 2013, Schedule IV of Companies Act, 2013 and Regulation 17 and Schedule II of Listing Regulations, the Board has carried out an Annual Performance Evaluation of its own performance, the Directors individually, the Chairperson as well as the evaluation of the functioning of its Committees.

In line with effective governance requirements, the Board reviews its own performance annually using a pre-determined

template designed as a tool to facilitate the evaluation process. The assessment is built around the functioning of the Board as a whole, its Committees and also evaluation of individual Directors. The self-assessment format considered performance effectiveness with regard to the Board composition, expertise, dynamics, strategic oversight, risk management and internal control, succession planning and leadership.

While the individual directors' performance is reviewed by the Chairperson and the rest of the Board, the Chairperson's and Non-Independent Directors performance is appraised through feedback from Independent Directors.

6. Stakeholders Relationship Committee

As on March 31, 2017 the 'Stakeholders Relationship Committee' consists of Mr. Malcolm Monteiro, Non-Executive Director acting as Chairman of the Committee and Mr. Anil Khanna as member of the Committee.

The Chairman of the Stakeholders Relationship Committee, Mr. Monteiro was present at the last Annual General Meeting of the Company held on July 28, 2016.

The 'Stakeholders Relationship Committee' approves and monitors transfers and transmission of shares/ debentures and replacement, split and consolidation of share certificates/ debenture certificates. The Committee also monitors redressal of complaints received from the shareholders/ debentureholders relating to transfers/transmission of shares/ debentures, non-receipt of annual reports and transfer of credit of shares to demat accounts, non-receipt of declared dividend/ interest and other investor-related matters. The Stakeholders Relationship Committee Meetings are held once in a fortnight to consider matters placed before it.

Mr. Tushar Gunderia, Company Secretary, has been designated as 'Compliance Officer' under the provisions of Listing Regulations.

During the period under review, three hundred and thirty correspondences were received from the investors. These include five complaints received and disposed off during the year ended March 31, 2017. All Investors correspondence were attended expeditiously. There were no investors' complaints pending as on March 31, 2017.

All valid share transfers/transmissions and other requests received during the period were approved and attended to by the Committee. There were no pending requests for transfer of Equity Shares as on March 31, 2017.

The details of Investors' Correspondence received during the year ended March 31, 2017 are as under:

REPORT ON CORPORATE GOVERNANCE

| Nature of Correspondence | No. of Correspondence received | No. of Correspondence resolved/attended |
|--|--------------------------------|---|
| Revalidation / Duplicate / Non-Receipt of Dividend / Interest Warrants | 62 | 62 |
| Non-Receipt of Share certificates / Transfers / Transmissions | 15 | 15 |
| Change of Address | 33 | 33 |
| Request for loss / duplicate/ replacement of Share Certificates | 43 | 43 |
| Others* | 177 | 177 |
| Total | 330 | 330 |

*Others include correspondence pertaining to updating new signatures, non-receipt of rejected dematerialisation request forms, registration of Power of Attorneys, procedure for transmission of shares/ debentures, dividend mandate instructions, request for Annual Reports, letters from SEBI and Stock Exchanges and such other administrative matters.

The Company and the Registrar & Transfer Agent have attended to most of the investors' correspondence within a period of 8 days from the date of receipt of correspondence during the year ended March 31, 2017.

M/s. Link Intime India Pvt. Limited acts as the Registrar and Share Transfer Agent of the Company.

In terms of SEBI Notification dated January 15, 2015, new 'Code of Internal Procedures and Conduct for Regulating, Monitoring and Reporting of Trading by Insiders' and 'Code of Practices and Procedures for Fair Disclosure of Unpublished Price Sensitive Information' has been made applicable to all designated employees and other connected persons with effect from May 15, 2015.

The Stakeholders Relationship Committee monitors compliance of the provisions of 'Code of Internal Procedures and Conduct for Regulating, Monitoring and Reporting of Trading by Insiders' and 'Code of Practices and Procedures for Fair Disclosure of Unpublished Price Sensitive Information'.

7. Unclaimed Dividend/Shares

As on date, the Company has transferred unclaimed dividend declared for the financial years 1995-96, 1996-97, 1998-99, 1999-2000 (interim and final dividend), 2000-2001, 2001-2002, 2002-2003, 2003-2004, 2004-2005, December 2005, December 2006, December 2007, December 2008 and December 2009 to "The Investors Education and Protection Fund" established by the Central Government.

In accordance with the provisions of Regulation 39 and Schedule V of Listing Regulations, 2015, the details of the shares lying in the "Blue Dart Express Ltd. – Unclaimed Suspense Account" maintained with the Stock Holding Corporation of India Ltd. are as under:

| Type of Security | As on April 1, 2016 | | Applied for transfer and whose shares were transferred during the year from the suspense account | | Balance as on March 31, 2017 | |
|------------------|---------------------|--------|--|--------|------------------------------|--------|
| | Number of | | Number of | | Number of | |
| | Share-holders | Shares | Share-holders | Shares | Share-holders | Shares |
| Equity Shares | 110 | 11,702 | 3 | 400 | 107 | 11,302 |

The voting rights on these equity shares retained as outstanding in the 'suspense account' as on March 31, 2017 would remain frozen till the rightful owner claims these shares.

7.2 Transfer of Unclaimed Equity Shares to Investor Education and Protection Fund (IEPF) Account

Pursuant to provisions of Section 124 and 125 of the Companies Act, 2013 and the Investor Education and Protection Fund Authority (Accounting, Audit and Transfer and Refund) Rules, 2016, as amended, all shares on which dividend has not been paid or claimed for seven consecutive years or more shall be transferred to an IEPF Account. The Company has sent notice to all the members whose Dividends are lying unpaid / unclaimed against their names for seven consecutive years or more and has also uploaded the details of such shareholders on its website and necessary steps will be initiated by the Company to transfer shares held by the members to IEPF in accordance with the Investor Education and Protection Fund Authority (Accounting, Audit and Transfer and Refund) Rules, 2016.

8. Corporate Social Responsibility Committee

The Company constituted a Corporate Social Responsibility Committee (CSR Committee) on February 5, 2014. The CSR Committee of the Company comprises of Mr. Sharad Upasani as Chairman of the Committee and Mr. Anil Khanna and Mr. Malcolm Monteiro as members of the Committee.

The permanent invitee to the CSR Committee is Mr. Yogesh Dhingra, Group CFO & CSO.

The role of CSR Committee is as under:

- Formulating and recommending to the Board, CSR Policy and the activities to be undertaken by the Company.
- Recommending amount of expenditure to be incurred on activities undertaken.
- Implementation and execution of CSR initiatives/ activities.
- Reviewing performance of the Company in the areas of CSR.
- Monitoring CSR Policy from time to time.

During the year under review, three CSR Committee Meetings were held, viz; April 15, 2016, October 12, 2016 and February 7, 2017.

REPORT ON CORPORATE GOVERNANCE

The details of attendance of each Member at the CSR Committee Meetings held during the year ended March 31, 2017 are as under:

| Names of Director | Designation | No. of Meetings Held | |
|----------------------|-------------|----------------------|----------|
| | | Held | Attended |
| Mr. Sharad Upasani | Chairman | 3 | 3 |
| Mr. Anil Khanna | Member | 3 | 3 |
| Mr. Malcolm Monteiro | Member | 3 | 3 |

9. Risk Management Committee

The Board of Directors at its meeting held on June 11, 2014 approved constitution of the 'Risk Management Committee' as per the requirements of the Companies Act, 2013 and Regulation 21 of Listing Regulations. In the Board Meeting of the Company held on October 12, 2016, the Risk Management Committee was reconstituted. As on March 31, 2017, the 'Risk Management Committee' comprises of Mr. Narendra Sarda, Mr. Sharad Upasani, Independent Directors, Mr. Anil Khanna, Managing Director, Mr. Malcolm Monteiro, Director, Mr. Yogesh Dhingra, Group CFO & CSO, Mr. Aneel Gambhir, CFO and Mr. Tushar Gunderia, Company Secretary. The Committee is chaired by Mr. Narendra Sarda, Independent Director.

During the year under review, two Risk Management Committee Meetings were held, viz; April 15, 2016 and October 12, 2016.

The details of attendance of each Member at the Risk Management Committee Meetings held during the year ended March 31, 2017 are as under:

| Names of Director | Designation | No. of Meetings Held | |
|-----------------------|-------------|----------------------|----------|
| | | Held | Attended |
| Mr. Narendra Sarda | Chairman | 2 | 2 |
| Mr. Sharad Upasani | Member | 2 | 2 |
| Mr. Surendra Sheth* | Member | 1 | 1 |
| Mr. Anil Khanna | Member | 2 | 2 |
| Mr. Yogesh Dhingra | Member | 2 | 2 |
| Mr. Aneel Gambhir | Member | 2 | 2 |
| Mr. Tushar Gunderia | Member | 2 | 2 |
| Mr. Malcolm Monteiro* | Member | - | - |

*Consequent to resignation of Mr. Surendra Sheth on May 12, 2016, Mr. Malcolm Monteiro was inducted as Member of Risk Management Committee with effect from October 12, 2016.

10. Independent Directors' Meeting

As per the requirements of Schedule IV the Companies Act, 2013 and Regulation 25 of Listing Regulations, during the year under

review, Independent Directors met on April 15, 2016 and October 12, 2016, without presence of Managing Director, Non-Executive Directors, Non-Independent Directors and Management Team. The meeting was attended by all Independent Directors and it was convened to enable Independent Directors to discuss matters pertaining to the Company's affairs, performance of Non-Independent Directors and Board of Directors pursuant to requirements of Companies Act, 2013 and Listing Regulations and put forth their views to the Board of Directors of the Company.

11. Policy for Selection and Appointment of Directors and their Remuneration

The Company has formulated Nomination & Remuneration Policy pursuant to requirements of the Companies Act, 2013 and Listing Regulations. The criterion for selection, appointment and remuneration of Directors has been stated in the policy.

Criteria for selection of Executive Director / Managing Director

For a person to be appointed as Managing Director ("Candidate"), he/she should fulfill/meet the following criteria:

- The Candidate should have been allotted a director's identification number.
- The Candidate should not be below the age of 21 years. If the Candidate has completed 70 years of age, then the Candidate may be appointed after complying with the relevant provisions of the Companies Act, 2013.
- The Candidate should not be an undischarged insolvent or should not have, at any time, been adjudged as an insolvent.
- The Candidate should not have, at any time, suspended payment to his/her creditors or should not be a person who makes, or has at any time made, a composition with them.
- The Candidate should not have, at any time, been convicted by a court of an offence and sentenced for a period of more than 6 months.
- The Candidate should not be disqualified to act as a director pursuant to the provisions of the Companies Act, 2013.
- If the Candidate is already holding the office of Managing Director, then his/her current tenure should be expiring within a period of not more than 1 year.
- The Candidate should not be a director, who has been at any time removed from directorship by the Company in accordance with the provisions of the Companies Act, 2013.
- The Candidate should not have been sentenced to imprisonment for any period, or to a fine exceeding ₹ 1,000, for the conviction of an offence under any of the specified statutes.
- The Candidate should not have been detained for any period under the Conservation of Foreign Exchange and Prevention of Smuggling Activities Act, 1974 (52 of 1974).

REPORT ON CORPORATE GOVERNANCE

- (k) If the Candidate is a managerial person in more than 1 company, then the remuneration which he/she draws from 1 or more companies should be within the ceiling provided in section V of Part II of Schedule V of the Companies Act, 2013.
- (l) The Candidate should be a 'resident of India' as per Schedule V of the Companies Act, 2013.
- (m) The Candidate should not be holding office as a director or any other office in a competing firm/entity.
- (n) The Candidate should possess requisite qualifications and experience as may be decided by the Board of Directors.

Remuneration of Executive Director/ Managing Director

1. The Nomination & Remuneration Committee to recommend remuneration of the Managing Director to the Board for its approval.
2. Such remuneration shall be subject to approval of the shareholders of the Company, in the next general meeting.
3. If proposed remuneration is at variance to the conditions specified in Schedule V of the Act, then such remuneration will also be subject to the approval of the Central Government.
4. The terms of the remuneration of the Managing Director shall be as under:
 - (a) The remuneration of the Managing Director shall consist of the following:
 - (i) Basic Salary
 - (ii) House Rent Allowance
 - (iii) Special Allowance
 - (b) In addition to the above, the Managing Director shall be entitled to the following:
 - (i) Company's contribution to the provident fund as per The Employees' Provident Funds and Miscellaneous Provisions Act, 1952.
 - (ii) Gratuity at a rate not exceeding half a month's salary for each completed year of service.
 - (iii) Superannuation contribution subject to a maximum ceiling of 15% of basic salary by way of contribution to a fund or an allowance in lieu thereof or a combination of both.
 - (iv) Encashment of an unavailed leave at the end of each year.
 - (v) Re-imbursment of telephone expenses at residence for official purpose.
 - (vi) A chauffeur – driven vehicle.

- (vii) Coverage under Company's Group Insurance Cover.
 - (viii) Fees of club, subject to a maximum of one club. This will not include admission and life membership fees.
 - (ix) Subscription and Annual fees for Corporate Credit Card.
 - (x) An incentive payment based on achievement of profitability levels for the year ended, upto such amount, as may be decided by the Board and approved by the shareholders from time to time.
 - (xi) Increment for each year will be determined by the Nomination & Remuneration Committee based on the performance evaluation report and which will be subject to approval of the Board and shareholders, and of the Central Government, if applicable.
 - (xii) Such other benefits and upto such amount, as may be decided by the Board and the shareholders, from time to time.
- (c) The Managing Director is currently not entitled to any stock options.

Criteria for selection of Non-Executive Directors:

1. For a person to be appointed as a Non-Executive Director ("Candidate"), he/she should fulfill/meet the following criteria:
 - (a) The Candidate should have been allotted a director's identification number.
 - (b) The number of companies in which such Candidate may be holding office as a director or a chairman or committee member should not exceed the limit stipulated by the Companies Act, 2013.
 - (c) The Candidate should not be disqualified to act as a director pursuant to the provisions of the Companies Act, 2013.
 - (d) The Candidate should not be holding office as a director or any other office in a competing firm/entity.
 - (e) The Candidate should possess requisite qualification and experience as may be decided by the Board of Directors.

Remuneration of Non-Executive Directors

1. The Nomination & Remuneration Committee to recommend the remuneration of Non - Executive Directors excluding sitting fees to the Board for its approval, and it will be subject to approval of the shareholders of the Company.
2. The terms of the remuneration of the Non - Executive Directors shall be as under:

REPORT ON CORPORATE GOVERNANCE

- (a) An incentive payment based on achievement of profitability levels for the year ended, upto such amount, as may be decided by the Board and the shareholders, from time to time.
- (b) Sitting fees of such amounts as may be determined from time to time and upto such amount, as may be decided by the Board and the shareholders, if required.
- (c) Increment for each year will be determined by the Committee based on the performance evaluation report and which will be subject to approval of the Board and the shareholders.
- (d) The Non-Executive Directors are currently not entitled to any stock options.

Criteria for selection of Independent Directors:

For a person to be appointed as an Independent Director ("Candidate"), he/she should fulfill/meet the following criteria:

- (a) If the Candidate is already an Independent Director, then his tenure and term will be as per the Companies Act, 2013 and Listing Regulations.
- (b) The Candidate should have been allotted a director's identification number.
- (c) The number of companies in which such Candidate may be holding office as an independent director or a chairman or committee member should not exceed the limit stipulated by the Companies Act, 2013 and Listing Regulations.
- (d) The Candidate should not be disqualified to act as a director pursuant to the provisions of the Companies Act, 2013.
- (e) The Candidate should not be holding office as a director or any other office in a competing firm/entity.
- (f) The Candidate should, in the opinion of the Board, be a person of integrity and possess relevant expertise and experience.
- (g) The Candidate should not be or should not have been a promoter of the Company or its holding, subsidiary or associate company.
- (h) The Candidate should not be related to promoters or directors in the Company, its holding, subsidiary or associate company.
- (i) The Candidate should not have or should not have had any pecuniary relationship with the Company, its holding, subsidiary or associate company, or their promoters, or directors, during the 2 immediately preceding financial years or during the current financial year.
- (j) None of the Candidate's relatives should have or should have had pecuniary relationship or transaction with the Company, its holding, subsidiary or associate company, or

their promoters, or directors, amounting to 2% or more of its gross turnover or total income or Rs. 50 lakhs or such higher amount as may be prescribed, whichever is lower, during two immediately preceding financial years or during current financial year.

- (k) Neither himself/herself nor any of his/her relatives:
 - (i) should hold or should have held the position of a 'key managerial personnel' or should be or should have been an employee of the Company or its holding, subsidiary or associate company in any of the 3 financial years immediately preceding the financial year in which he/she is proposed to be appointed.
 - (ii) should be or should have been an employee or proprietor or a partner, in any of the 3 financial years immediately preceding the financial year in which he/she is proposed to be appointed, of:
 - a firm of auditors or company secretaries in practice or cost auditors of the Company or its holding, subsidiary or associate company; or
 - any legal or a consulting firm that has or had any transaction with the Company, its holding, subsidiary or associate company amounting to 10% or more of the gross turnover of such firm;
 - (iii) should hold together with his/her relatives 2% or more of the total voting power of the Company;
 - (iv) should be a Chief Executive or director, by whatever name called, of any non-profit organisation that receives 25% or more of its receipts from the Company, any of its promoters, directors or its holding, subsidiary or associate company or that holds 2% or more of the total voting power of the Company; or
 - (v) should be a material supplier, service provider or customer or a lessor or lessee of the Company.
- (l) The Candidate should not be less than 21 years of age.
- (m) The Candidate should possess requisite qualification and experience as may be decided by the Board of Directors.

Remuneration of Independent Directors

1. The Nomination & Remuneration Committee to recommend remuneration of the Independent Directors excluding sitting fees to the Board for its approval and will be subject to approval of the shareholders of the Company.
2. The terms of the remuneration of the Independent Directors shall be as under:
 - (a) Sitting fees of such amounts as may be determined from time to time and upto such amount, as may be decided by the Board and the shareholders, if required.

REPORT ON CORPORATE GOVERNANCE

- (b) Commission subject to a ceiling based on profitability for the year ended upto such amount, as may be decided by the Board and approved by the shareholders of the Company, from time to time.
3. The Independent Directors will not be entitled to any stock options.

Remuneration of Key Managerial Personnel:

1. The Nomination & Remuneration Committee to recommend remuneration of Managing Director, Company Secretary and Chief Financial Officer to the Board for its approval.
2. Increment for each year will be determined by the Committee based on performance evaluation report.
3. Such increment will be subject to approval of the Board.
4. The Key Managerial Personnel will not be entitled to any stock options.

Remuneration of Employees:

1. The Nomination & Remuneration Committee to determine remuneration of employees of the Company, other than whole time key managerial personnel.
2. Increment for each year will be determined by the Committee based on the performance evaluation.
3. The employees are currently not entitled to any stock options.

12. Vigil Mechanism/Whistle Blower Policy

At Blue Dart, we value high ethical standards of behavior and expect honesty, openness and integrity in whatever we do. In terms of provisions of Section 177(9) and (10) of the Companies Act, 2013 and Regulation 22 of the Listing Regulations, the Company has formalized the process and institutionalized the 'Whistle Blower Policy' within the Organisation.

The Whistle Blower Policy ensures that strict confidentiality is maintained whilst dealing with concerns and also that no discrimination will be meted out to any person for a genuinely raised concern. Pursuant thereto, a dedicated helpline viz; bluedart@ethicshelpline.in has been set up which is managed by an independent professional entity.

The Policy is applicable to all employees, directors, officers, customers, vendors and/or third party intermediaries such as agents and consultants whether appointed on a permanent, temporary, full time, part-time, contractual, probation or on a retainer basis who are engaged to conduct business on behalf of the Company and its Subsidiary Companies. The Policy provides for direct access to the Chairperson of the Audit Committee in appropriate or exceptional cases. No personnel have been denied access to the Audit Committee pertaining to the Whistle Blower Policy.

The Company has posted "Whistle Blower Policy" on the website of the Company viz; www.bluedart.com.

The web link of the Whistle Blower Policy is <http://www.bluedart.com/WhistleBlowerPolicy>.

13. Policy for prevention of Sexual Harassment of Women

The Company values dignity of individuals and strives to provide a safe and respectable work environment for all its employees. The Company is committed to providing an environment which is free of discrimination, intimidation and abuse. Pursuant to requirements of 'Sexual Harassment of Women at Workplace (Prohibition, Prevention and Redressal) Act, 2013' and rules made thereunder, the Company has formulated a Policy for Prevention of Sexual Harassment of Women in the Company. During the financial year 2016-17, there was one complaint which was received, investigated and resolved and no complaint is outstanding as on March 31, 2017 for redressal.

14. Familiarization Programme for Independent Directors

Pursuant to requirements of Regulation 25 of Listing Regulations, the Company has a familiarization programme for the Independent Directors with regard to their role, rights, responsibilities in the Company, nature of the industry in which the Company operates, business model of the Company etc. The Board Members are provided with all the necessary documents/reports and internal policies to enable them to familiarise with the Company's procedures and practices.

Periodic presentations are made at the Board and Board constituted Committee Meetings pertaining to business and performance updates of the Company, global business environment, business strategies and risks involved.

Directors attend training programmes/ conferences on relevant subject matters and keep themselves abreast of the latest corporate, regulatory and industry developments.

The same has been posted on the website of the Company viz; www.bluedart.com.

The weblink of familiarization programme is http://www.nseprimeir.com/_BlueDart/files/FamiliarisationProgramme.pdf

15. General Body Meetings

- a) The details of Annual General Meetings held during the last three years are as under:

REPORT ON CORPORATE GOVERNANCE

| AGM for Financial Year ended | Day & Date | Time | Location |
|------------------------------|--------------------|-----------|--|
| March 31, 2014 | Wednesday 23.07.14 | 4:30 p.m. | Hotel Hilton Mumbai International Airport, Chancellor I, Sahar Airport Road, Andheri (East), Mumbai – 400 099. |
| March 31, 2015 | Wednesday 29.07.15 | 4:30 p.m. | Hotel Hilton Mumbai International Airport, Chancellor I, Sahar Airport Road, Andheri (East), Mumbai – 400 099. |
| March 31, 2016 | Wednesday 28.07.16 | 4:30 p.m. | Hotel Hilton Mumbai International Airport, Chancellor I, Sahar Airport Road, Andheri (East), Mumbai – 400 099. |

All resolutions set out in the respective notices were passed by the Members.

b) Postal Ballot

| Sr. No. | Date of Declaration of Postal Ballot Results | Description | Votes in favour of the Resolution | | Votes against the Resolution | |
|---------|--|---|-----------------------------------|------------------|------------------------------|------------------|
| | | | No. of Votes | % to total votes | No. of Votes | % to total votes |
| 1. | February 14, 2017 | Special Resolution for re-appointment of Mr. Narendra P. Sarda (DIN-03480129) as an Independent Director of the Company | 20763376 | 99.99% | 497 | 0.01% |
| 2. | February 14, 2017 | Ordinary Resolution for appointment of Air Marshal M. McMahon (Retd.) (DIN 00234293) as an Independent Director | 20386943 | 98.25% | 364143 | 1.75% |

| Sr. No. | Date of Declaration of Postal Ballot Results | Description | Votes in favour of the Resolution | | Votes against the Resolution | |
|---------|--|--|-----------------------------------|------------------|------------------------------|------------------|
| | | | No. of Votes | % to total votes | No. of Votes | % to total votes |
| 3. | February 14, 2017 | Ordinary Resolution for Amendment in terms of remuneration of Mr. Anil Khanna (DIN – 01334483) Managing Director | 20763440 | 99.99% | 370 | 0.01% |

Person who conducted the Postal Ballot exercise

Mr. Nilesh Shah, Practicing Company Secretary, Mumbai was appointed to act as scrutinizer for conducting the postal ballot and E-voting.

Procedure for Postal Ballot

- i. The Board of Directors vide resolution dated December 15, 2016 had appointed Mr. Nilesh Shah to act as the scrutinizer.
- ii. The dispatch of the postal ballot Notice dated December 15, 2016 together with the Explanatory statement was completed on January 11, 2017 along with the forms and postage prepaid business envelopes to all the shareholders whose names appeared on the Register of Members/ List of beneficial owners as on December 30, 2016. The Company had also published a notice in the newspapers declaring the details of completion of dispatch and such other requirements as mandated under the Act and applicable rules.
- iii. The voting for postal ballot was kept open from January 12, 2017 to February 10, 2017 for both physical and electronic mode
- iv. Particulars of postal Ballot forms received from the Members using electronic platform of CDSL were entered in a separate register maintained for the purpose.
- v. All Postal Ballot forms received by the Scrutinizer upto 5 p.m. on February 10, 2017 were considered for scrutiny. Postal Ballot forms received after the date had not been considered.

The scrutinizer submitted his report to the Chairman, after the completion of the scrutiny, and the consolidated results of the voting by postal ballot, were then announced on February 14, 2017 by Mr. Sharad Upasani, Chairman as per the Scrutinizer's Report. The results were displayed on the Company's website viz; www.bluedart.com and were put on the notice board of the Company besides being

REPORT ON CORPORATE GOVERNANCE

communicated to the stock exchanges, depositories and Registrar and Share Transfer Agent.

None of the business proposed to be transacted at the ensuing Annual General Meeting require passing of a resolution through Postal Ballot process.

- c) The following Special Resolution was passed by the Members during the previous three Annual General Meetings.

At the Annual General Meeting held on July 23, 2014:

Approval for Adoption of new set of the Articles of Association of the Company pursuant to the Companies Act, 2013.

At the Annual General Meeting held on July 29, 2015:

Approval for Material Related Party Transactions

At the Annual General Meeting held on July 28, 2016:

No Special Resolution was passed

16. Subsidiary Companies

As a good Corporate governance practice and as stipulated under the Listing Regulations, in the Meeting of the Board of Directors of the Company held on February 10, 2016, the Board of Directors had nominated Mr. Surendra Sheth, an Independent Director of the Company on the Board of its Wholly Owned Subsidiary Company viz; Blue Dart Aviation Ltd. Consequent to resignation of Mr. Surendra Sheth with effect from May 12, 2016, the Board of Directors in its Meeting held on July 28, 2016 nominated Mr. Sharad Upasani, an Independent Director of the Company on the Board of its Wholly Owned Subsidiary Company, Blue Dart Aviation Limited (BDAL). Accordingly, BDAL, an Unlisted Subsidiary of the Company made an application on August 22, 2016 to the Ministry of Civil Aviation for induction of Mr. Sharad Upasani on the Board of BDAL. The approval of the Ministry of Civil Aviation was received on February 28, 2017 and Mr. Sharad Upasani has been appointed as Director on the Board of Blue Dart Aviation Ltd. with effect from March 15, 2017.

The Company monitors performance of its subsidiaries, inter-alia, by the following means:

- The Financial Statements, in particular, the investments made by the 'unlisted subsidiary companies' are reviewed by the Audit Committee of the Company.
- The Minutes of the Board Meetings of the subsidiary companies are placed before the Board Meeting of the Company.
- The details of any significant transactions and arrangements entered into by the unlisted subsidiary companies are placed before the Board Meeting of the Company.
- The Company has its Senior Management personnel on the Board of Directors of its subsidiary company, viz: Concorde Air Logistics Ltd.

As required under Regulation 16 of the Listing Regulations, the Company has formulated a Policy for determining 'material subsidiary'.

The Company has posted "Policy for determining 'material subsidiary'" on the website of the Company viz; www.bluedart.com.

The web link of Policy for determining 'material subsidiary' is http://www.nseprimeir.com/z_BlueDart/files/Bluedart_PolicyonMaterialSubsidiary.pdf

17. Related Party Transactions

All Related Party Transactions which were entered into during the Financial Year were on an arm's length basis and in the ordinary course of business. There are no materially significant related party transactions made by the Company with the Promoters, Directors, Key Managerial Personnel or any related party which may have a potential conflict with the interest of the Company at large.

All Related Party Transactions are placed before the Audit Committee and the Board for approval.

None of the Directors have any pecuniary relationships or transactions vis-à-vis the Company.

The particulars of contracts or arrangements with the related parties as required under Section 134(3)(h) have been provided in the Directors' Report.

The 'Policy on Related Party Transactions/Disclosures' approved by the Board of Directors as required under Regulation 23 of the Listing Regulations is posted on the Company's website viz www.bluedart.com.

The web link of 'Policy on Related Party Transactions/Disclosures' is http://www.nseprimeir.com/z_BlueDart/files/Bluedart_RelatedPartyDisclosures_final.pdf.

18. Disclosures

The financial results are prepared in accordance with the Companies (Indian Accounting Standards) Rules, 2015 (Ind AS) as prescribed under section 133 of the Companies Act, 2013 and other recognised accounting practices and policies as applicable. Beginning April 1, 2016, the Company has adopted Ind AS for the first time with a transition date of April 1, 2015.

The Company has not entered into any transaction of a material nature with the Promoters, Directors, its Management, relatives or with its subsidiaries or any related party which may have a potential conflict with the interests of the Company at large.

The Company has not received any disclosure from the senior management in relation to material, financial and commercial transactions, where they have personal interest that may have a potential conflict with the interest of the Company at large as stated in the Regulation 26 (5) of Listing Regulations.

REPORT ON CORPORATE GOVERNANCE

No penalties or strictures were imposed on the Company during the last three years by any Stock Exchanges, SEBI or any other statutory authorities on any matters related to capital markets.

The Company has in place a mechanism to inform the Board on risk assessment and minimisation procedures and periodic review is conducted in order to ensure that Management controls risk through a properly defined framework.

19. Code of Conduct

Blue Dart has always adhered to the highest standards of quality and ethics while maintaining its leadership position in the express air and integrated transportation and distribution industry in the country. The cornerstone of our success has been the Company's people who are guided by the Company's 'Guiding Principles'.

The Board of Directors of the Company has laid down a Code of Conduct for the Board Members and Senior Management Team of the Company. The same has been posted on the website of the Company.

The Code of Conduct is a comprehensive document which articulates the Company's expectations from its people, to reflect the ethics and values of the organisation and resultantly earn goodwill of its customers and enhance its reputation.

All the Board Members and members of Senior Management have affirmed compliance with the provisions of the 'Code of Conduct' for the year ended March 31, 2017. As per the requirements of Schedule V of the Listing Regulations, a certificate from Mr. Anil Khanna, Managing Director confirming compliance to the 'Blue Dart Code of Conduct' has been attached to this Report.

Pursuant to the requirements of Securities and Exchange Board of India (Prohibition of Insider Trading) Regulations, 2015, the Company has adopted the 'Blue Dart Code of Conduct for Prevention of Insider Trading' in the Equity Shares of the Company. Mr. Tushar Gunderia, the Company Secretary, acts as 'Compliance Officer' for administration of the Code in consultation with the Company's Stakeholders Relationship Committee. This Code of Conduct is applicable to all Directors and designated employees of the Company who are expected to have access to unpublished price-sensitive information relating to the Company.

20. Auditor's Certificate on Corporate Governance

As required by the provisions of Schedule V of Listing Regulations, the Auditor's Certificate is given as an Annexure to the Directors' Report.

21. CEO and CFO Certification

As required by Regulation 17(8) of the Listing Regulations, the CEO and CFO certification on Financial Statements, Cash Flow Statement and Internal Control Systems for the financial reporting for the year ended March 31, 2017, has been obtained from Mr. Anil Khanna, Managing Director and Mr. Yogesh Dhingra,

Group CFO & CSO, and it has been incorporated in the Company's Annual Report.

22. Means of Communication

Financial Results: The Company's Quarterly, Half-yearly and Annual results are published in The Economic Times and a regional language newspaper viz; Maharashtra Times. The financial results and press releases are also immediately posted on the Company's website, viz. www.bluedart.com. For information of the investors, the Company publishes Notice of the Board Meeting in which financial results are proposed to be approved by the Board of Directors in a national newspaper, at least seven clear calendar days in advance.

The Quarterly, Half-yearly and Annual results are published in the newspapers with adequate disclosures for information and knowledge of the shareholders /public at large. As a good disclosure practice, the Company has continued publication of detailed financial results instead of publishing condensed version permitted under new Listing norms.

Website: The Company's website (www.bluedart.com) contains a separate dedicated section viz; 'Investor Relations' where information for the shareholders is made available. The Company's Annual Report is also available in downloadable form on website.

Investors' Presentation: The Company also uploads the "Investors Presentation" on the Company's website viz; www.bluedart.com on a quarterly basis.

Annual Report: The Annual Report containing inter-alia, Audited Financial Statements, Audited Consolidated Financial Statements, Directors' Report, Auditors Report and other important information is circulated to the Members and others entitled thereto. The Management Discussion and Analysis Report, Business Responsibility Report forms an integral part of the Directors' Report.

NSE Electronic Application Processing System (NEAPS): The NEAPS is a web-based application designed by NSE for the Corporates. All periodical compliance filings like shareholding pattern, corporate governance report, Financial Results, statement of investors complaints, among others on NSE are filed electronically on NEAPS.

BSE Listing Centre: The Listing Centre is a web-based application designed by BSE for corporates. All periodical compliance filings like shareholding pattern, corporate governance report, Financial Results, statement of investors complaints, among others on BSE are filed electronically on Listing Centre.

SEBI Complaints Redress System (SCORES): The investor complaints are processed in a centralised web-based complaints redress system. The salient features of this system are: Centralised database of all complaints, online upload of Action

REPORT ON CORPORATE GOVERNANCE

Taken Reports (ATRs) by concerned companies and online viewing by investors of actions taken on the complaint and its current status.

23. Details of compliance with mandatory requirements and adoption of non-mandatory requirements

The Company has complied with all mandatory requirements of the Listing Regulations including compliances mentioned in sub-paragraphs (2) to (10) of Part C of Schedule V, and compliance with non-mandatory requirements of Securities and Exchange Board of India (Listing Obligations and Disclosure Requirements) Regulations, 2015 is as stated hereunder:

1. The Company has appointed separate persons for the post of Chairman and Managing Director.
2. Directors are adequately briefed on all business related matters, risk assessment and new initiatives proposed to be adopted by the Company.

24. General Shareholders Information

Annual General Meeting : Thursday, July 27, 2017 at 4:30 p.m. at Hotel Hilton Mumbai International Airport, Chancellor II, Sahar Airport Road, Andheri (East), Mumbai – 400 099

Financial Year **April 1 to March 31**

| Financial Calendar (tentative and subject to change) | Schedule of Board Meetings | Date |
|--|--|------------------|
| | First Quarter ending June 30, 2017 | July 27, 2017 |
| | Second Quarter & Half-year ending September 30, 2017 | October 17, 2017 |
| | Third Quarter ending December 31, 2017 | January 30, 2018 |
| | Last Quarter & Year ending March 31, 2018 | May 8, 2018 |

Book Closure period : Thursday, July 20, 2017 to Thursday, July 27, 2017 (both days inclusive)

Dividend Payment Date : August 3, 2017 (if dividend payment is approved at the AGM)

Listing of Shares and other Securities on Stock Exchanges : The equity shares and unsecured, redeemable, non-convertible, fully paid up debentures are presently listed at the following stock exchanges.

1. BSE Limited (BSE)
2. The National Stock Exchange of India Limited (NSE)

(The Company has paid its Annual Listing fees for listed securities to the above Stock Exchanges for the Financial Year 2017-2018)

Stock market Performance

Stock Code/Symbol : BSE : 526612

Equity Shares of ₹ 10/-each : NSE : Symbol - BLUEDART
Series – EQ

ISIN : INE233B01017

REPORT ON CORPORATE GOVERNANCE

9.3% Unsecured, Redeemable, Non-convertible, Fully paid up debentures(NCD's) : BSE:
 Security ID : BLUENCDSR1
 Security Code : 935308
 NSE:
 Symbol - BLUEDART

ISIN INE233B01017

9.4% Unsecured, Redeemable, Non-convertible, Fully paid up debentures(NCD's) : BSE:
 Security ID : BLUENCDSR2
 Security Code : 935309
 NSE:
 Symbol - BLUEDART

ISIN INE233B08095

9.5% Unsecured, Redeemable, Non-convertible, Fully paid up debentures(NCD's) : BSE:
 Security ID : BLUENCDSR3
 Security Code : 935309
 NSE:
 Symbol - BLUEDART

ISIN INE233B08103

Corporate Identification Number (CIN) : L61074MH1991PLC061074

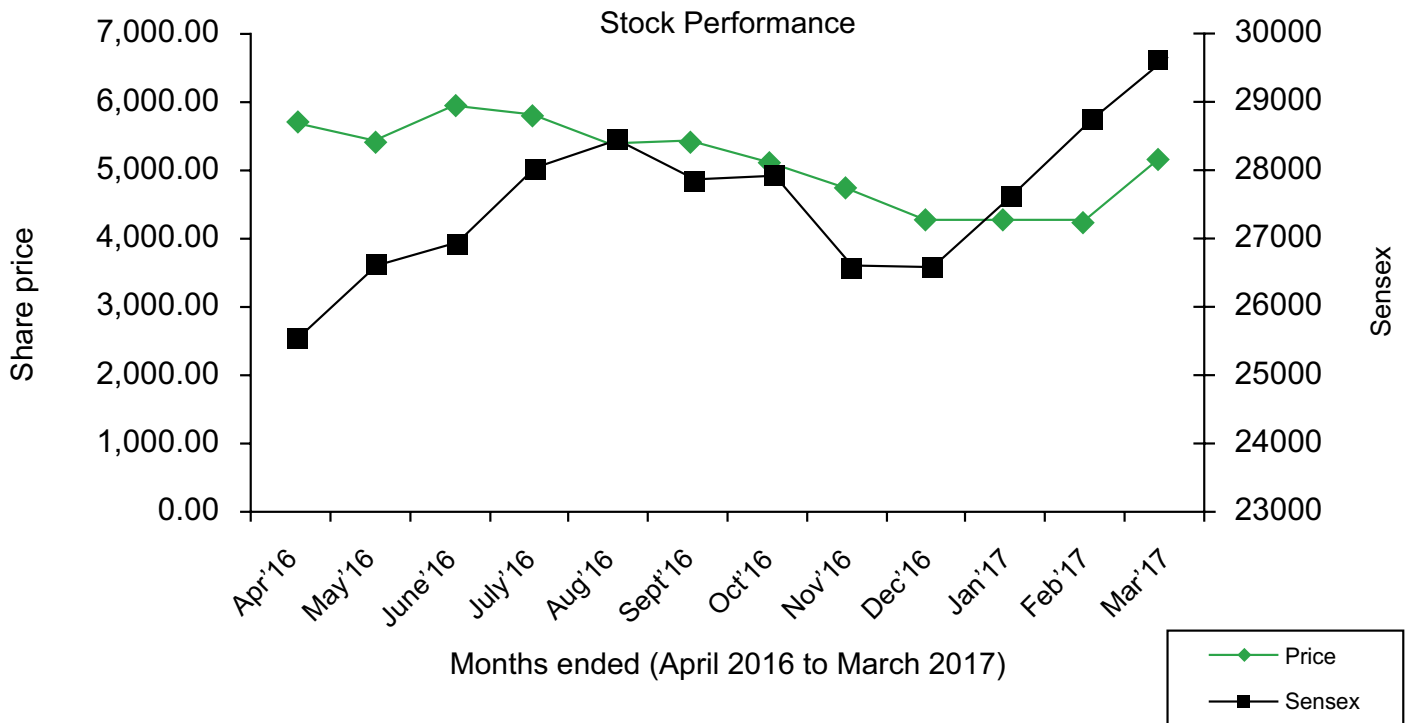
Stock Market Data:

High and Low price of shares at BSE Limited & National Stock Exchange of India Limited

| Year (2016-2017) | BSE | | NSE | |
|------------------|---------|---------|---------|---------|
| | High | Low | High | Low |
| April – 2016 | 6419.30 | 5679.00 | 6418.15 | 5657.00 |
| May – 2016 | 5699.00 | 5275.00 | 5700.00 | 5260.00 |
| June – 2016 | 6333.00 | 5425.00 | 6169.95 | 5410.50 |
| July – 2016 | 6160.00 | 5710.00 | 6116.00 | 5730.00 |
| August – 2016 | 5909.45 | 4911.10 | 5930.05 | 4888.00 |
| September – 2016 | 5690.35 | 5303.15 | 5720.00 | 5300.00 |
| October – 2016 | 5625.00 | 4969.00 | 5620.00 | 5029.00 |
| November – 2016 | 5193.80 | 4500.00 | 5175.00 | 4500.00 |
| December – 2016 | 4820.00 | 4162.10 | 4820.00 | 4170.00 |
| January – 2017 | 4612.00 | 4340.00 | 4624.50 | 4313.40 |
| February – 2017 | 4384.00 | 4165.00 | 4399.75 | 4160.65 |
| March – 2017 | 5422.00 | 4255.55 | 5300.00 | 4250.00 |

REPORT ON CORPORATE GOVERNANCE

Stock Price Performance in comparison to the BSE Sensex:



Registrar & Share Transfer Agent : M/s. Link Intime India Pvt. Ltd.
 C- 101, 1st Floor, 247 Park,
 LBS Marg, Vikhroli West, Mumbai- 400083

Phone: +91 22-49186000
 Fax : +91 22-49186060
 Email : rnt.helpdesk@linkintime.co.in

Share Transfer System : Share Transfers which are received in physical form are processed well within the statutory prescribed period from the date of receipt, subject to documents lodged being valid and complete. All share transfers are approved in the Stakeholders Relationship Committee Meeting held once in a fortnight.

Distribution of Shareholding as on March 31, 2017

| No of Shares | No. of Shareholders | % of Share Holders | Shares held | % of shares |
|---------------|---------------------|--------------------|-------------|-------------|
| 1 - 500 | 18885 | 97.80 | 758,700 | 3.20 |
| 501 - 1000 | 189 | 0.98 | 141,217 | 0.60 |
| 1001 - 2000 | 94 | 0.49 | 134,852 | 0.57 |
| 2001 - 3000 | 24 | 0.12 | 59,094 | 0.25 |
| 3001 - 4000 | 9 | 0.05 | 32,701 | 0.14 |
| 4001 - 5000 | 20 | 0.10 | 93,746 | 0.39 |
| 5001 - 10000 | 29 | 0.15 | 216,439 | 0.91 |
| 10001 - above | 58 | 0.31 | 22,291,185 | 93.94 |
| | 19,308 | 100.00 | 23,727,934 | 100.00 |

REPORT ON CORPORATE GOVERNANCE

Categories of shareholders as on March 31, 2017

| Category | No. of Shareholders | No of Shares held | Voting Strength % |
|---|---------------------|-------------------|-------------------|
| Promoter* | 1 | 17,795,950 | 75.0000 |
| Foreign Body Corporate and Foreign Portfolio Investor (Corporate) | 78 | 1,300,706 | 5.4817 |
| Banks, Financial Institutions and Mutual Funds | 36 | 1,577,908 | 6.6500 |
| Individuals | 17,339 | 1,149,386 | 4.8440 |
| Companies | 491 | 1,552,622 | 6.5434 |
| NRIs and FIIs | 590 | 285,059 | 1.2014 |
| Hindu Undivided Family and Trusts | 583 | 46,494 | 0.1960 |
| Clearing Member | 190 | 19,809 | 0.0835 |
| Total | 19,308 | 23,727,934 | 100.000 |

* under two demat accounts

Outstanding Global Depository Receipts or American Depository Receipts or Warrants or any Convertible Instruments, Conversion Date and Likely impact on Equity

The Company has not issued any GDRs / ADRs / Warrants or any convertible instruments in the past and hence as on March 31, 2017, the Company does not have any outstanding GDRs / ADRs / Warrants or any convertible instruments.

Commodity Price Risk or Foreign Exchange Risk and Hedging Activities

Commodity Price Risk :

Your Company runs a fleet of dedicated cargo aircraft for the movement of cargo between the seven airport stations it operates. Any Change in World Crude prices impacts Aviation Turbine Fuel (ATF) which has a corresponding impact on the Aircraft Operating Cost. Your Company has an internal hedging mechanism termed as Fuel Surcharge Mechanism for passing increase/decrease in ATF cost to its customers. This mechanism helps the company in protecting itself against changes in the Crude prices.

Foreign Exchange Risk :

Many of the Aircraft related payments are either in USD or Euro due to which the company is exposed to Exchange Fluctuations. Hedging this risk through external sources has a high cost. Your Company has put in practise an internal hedging mechanism to support in neutralising this impact by means of a Currency Adjustment Factor (CAF) which is passed on to its customers.

25. Bonus Debentures

During the year, the Company paid Interest on Debentures (record date March 17, 2017) on March 31, 2017 for the year ended March 31, 2017 aggregating to ₹ 3,113 lakhs (Rupees Three Thousand One Hundred Thirteen Lakhs only) on unsecured, redeemable, non-convertible, fully paid up debentures of ₹ 10/- each (Rupees Ten Only) allotted by the Company on November 21, 2014 by way of Bonus viz; 7 Debentures under Series I (9.3% p.a), 4 Debentures under Series II (9.4% p.a) and 3 Debentures under Series III (9.5 % p.a) respectively for every 1 (one) equity share of the Company. The Bonus Debentures are listed on BSE Ltd. and National Stock Exchange of India Ltd. with effect from November 28, 2014.

Dematerialisation of Shares and Liquidity:

Trading in the Company's equity shares is compulsory in dematerialized mode for all the investors with effect from August 28, 2000. As on March 31, 2017, 23,632,115 Equity Shares of the Company representing 99.60% of the Paid-up Equity Share Capital of the Company are in dematerialised mode.

Reconciliation of Share Capital Audit Report

As stipulated by SEBI, a qualified Company Secretary carries out Secretarial Audit to reconcile the total admitted capital with the National Securities Depository Limited (NSDL) and Central Depository Services (India) Limited (CDSL) and the total issued and listed capital. This audit is carried out every quarter and the report thereon is submitted to the Stock Exchanges where the Company's shares are listed. The audit confirms that the total paid up and listed capital is in agreement with the aggregate of the total number of shares in dematerialised form (held with NSDL and CDSL) and total number of shares in physical form.

REPORT ON CORPORATE GOVERNANCE

| | | |
|------------------------------------|---|--|
| Plant Location | : | The Company does not conduct any manufacturing activities. The Company offers its existing range of integrated transportation services and distribution of shipments through its network of 608 offices spread across India. |
| Address for communication | : | Investors should address their correspondence to the Registrar & Share Transfer Agents: M/s. Link Intime India Pvt. Ltd. at the address mentioned hereinabove. Contact Officials: Ms. Sharmila Amin, Assistant Vice President – Corporate Registry. Ms. Suman Shetty, Sr. Associate – Corporate Registry Ms. Ashwini Nemlekar, Associate - Corporate Registry Investors may also contact Ms. Prabha Singh, General Manager or Ms. Aarti Falorh, Manager, at the Registered Office of the Company for any assistance and guidance in connection with investors' matters. Telephone : +9122 2839 6444 Ext. Nos. : 33514 or 33901 Email : PrabhaS@bluedart.com AartiF@bluedart.com |
| Debenture Trustee | : | Axis Trustee Services Limited, 2nd Floor, Axis House, Bombay Dyeing Mills Compound, Pandurang Budhkar Marg, Worli, Mumbai-400025. Tel. : +91-22-24255227 / 5216 Email : complaints@axistrustee.com ; debenturetrustee@axistrustee.com |
| Analyst Contact | : | Mr. Yogesh Dhingra - Group CFO & CSO Mr. Aneel Gambhir - CFO Mr. Rajesh Joshi, General Manager – Finance and Treasury |
| General Information Contact | : | Mr. Ketan Kulkarni, Head - Marketing, Corporate Communication & Sustainability. |

AUDITORS' CERTIFICATE REGARDING COMPLIANCE OF CONDITIONS OF CORPORATE GOVERNANCE

To the Members of Blue Dart Express Limited

We have examined the compliance of conditions of Corporate Governance by Blue Dart Express Limited for the year ended March 31, 2017, as stipulated in regulation 17, 18, 19, 20, 21, 22, 23, 24, 25, 26, 27 and clauses (b) to (i) of sub-regulation (2) of regulation 46 and para C, D and E of Schedule V of the Securities and Exchange Board of India (Listing Obligations and Disclosure Requirements) regulations, 2015 (collectively referred to as "SEBI Listing Regulations, 2015").

The compliance of conditions of Corporate Governance is the responsibility of the Company's Management. Our examination was carried out in accordance with the Guidance Note on Certification of Corporate Governance, issued by the Institute of Chartered Accountants of India and was limited to procedures and implementation thereof, adopted by the Company for ensuring the compliance of the conditions of Corporate Governance. It is neither an audit nor an expression of opinion on the financial statements of the Company.

In our opinion and to the best of our information and according to the explanations given to us, we certify that the Company has complied with the conditions of Corporate Governance as stipulated in the SEBI Listing Regulations, 2015.

We state that such compliance is neither an assurance as to the future viability of the Company nor the efficiency or effectiveness with which the Management has conducted the affairs of the Company.

For Price Waterhouse
Firm Registration Number : 301112E
Chartered Accountants

Mehul Desai
Partner
Membership No. 103211

Place: Mumbai
Date : May 19, 2017

MANAGEMENT DISCUSSION AND ANALYSIS

INDUSTRY OVERVIEW

India spends around 13% of its GDP on logistics and transportation. India uses road transport more extensively vs. air, rail and waterways, thereby increasing cost of transportation.

India lags behind several other countries in terms of logistics infrastructure and services. Inadequate infrastructure is the major bottleneck impacting the development of logistics and the efficient movement of cargo in the country.

However, record investments announced in the infrastructure sector in the Union Budget 2017-18 in the form of Port infrastructure development, Dedicated Freight Corridors, development of national highways, expanding the reach of the railways will play a central role in the future of this industry.

The Digital India program is a flagship program of the Government of India with a vision to transform the country into a digitally empowered and knowledge economy.

With e-tail penetration, economic revival, proposed GST implementation and government initiatives like "Make in India", National Integrated Logistics Policy, New Aviation Policy, JAM (Jandhan – Aadhar – Mobile) trinity, 100% FDI in the market place model and disallowing foreign investment in the inventory model, the sector is poised for a growth story in the medium to long term. However, the stricter DIPP regulations imposed in April 2016 and demonetization initiated in November 2016 have adversely impacted business for the short term.

The express industry caters to multiple industry segments as well as to individual customers by providing time bound logistics services. A significant number of small and large players have scaled up their operations. The industry has invested in technology to set up good processes for efficiently handling large volumes. Express delivery services are used for various services including documents e.g. applications, cheque books, credit cards and non documents like electronic products, machine spare parts, garments, pharmaceuticals, medical equipments and life saving drugs etc.

REVIEW OF PERFORMANCE

Blue Dart sees itself as a conscientious corporate entity concerned about the environment and keen to fulfill its responsibilities. On the work front, Blue Dart is a very alive corporation. Its key differentiators continue to be extensive reach, late pick-up/early delivery, reliability, security, tracking visibility across the complete delivery chain with APIs, SMS pre-alerts, cash-on-delivery and a service completely centred on the customer.

To provide enhanced customer satisfaction and qualitative service offerings, the organisation continues to invest in improving customer reach, widen delivery network, better turn-around time

for remittance of cash collected during delivery cycle, vendor pick-up and registration, reverse logistics, intelligent API integration etc.

PRODUCTS

Blue Dart is the market leading premium express player in India. The company offers services in air, ground and multi modes in day-definite and time-definite delivery schedules. The key market defining domestic express offerings include Time Definite Solutions (Domestic Priority 1030, Domestic Priority 1200, Dart Apex 1200) and Day Definite Solutions (Domestic Priority, Dart Apex, Dart Surfaceline).

The company offers industry specific solutions like Temperature Controlled Logistics (TCL), Dart SurfacelinePlus (DSP), Point to Point (P2P) and a host of value added services like Demand Draft on Delivery (DOD), Freight on Delivery (FOD), Freight on Value (FOV) and Cash on Delivery (COD) etc.

Critical Express caters to the huge domestic need for safe movement of passports, tenders and other securitized items.

Packaging Solutions include Express Pallet (Air and Ground) and Smart Box (Air and Ground). The company also offers cargo solutions like airport to airport, interline and charters, besides offering festive and student services like Rakhi Express, Student Express etc.

The company offers solutions for the e-tailing industry with first mile, line haul, last mile, seed centres and reverse logistics to cater to the growing needs of this emerging segment.

The company is investing aggressively in infrastructure and development of all capabilities across the logistics supply chain and multiple delivery options to position the company as the preferred provider for the e-tailing industry.

Initiatives such as auto-sorter, parcel locker, 'On the Move' (OTMs) handheld devices, Mobile Point of Sales (MPOS) solution, Retail Point of Sales (POS) and introducing innovative delivery options such as Blue Way – a employee crowd-sourcing option, mobile service centre and parcel shops have paved the way for business. Mobility solutions also enhance service quality and productivity as the entire movement of a courier, net-stops, dynamic re-routing are monitored from the service centre.

Blue Dart's unrivalled domestic delivery system and network capability in India provide the perfect base for the development of nation-wide express and logistics solutions. The company is working closely with leading brands, market place sellers and retailers to help them establish a sustainable e-tailing footprint including Cash on Delivery (COD) and Reverse Logistics thus strengthening its role as a trade facilitator and enabler. Over 15 digital wallets have been added on the courier hand-held machines

MANAGEMENT DISCUSSION AND ANALYSIS

to enable digitalized payment system. The call bridge facility allows the customer to create a super sharp bespoke time preferred delivery experience by having direct connectivity with the courier on the field. This has been appreciated as a best demonstrated practice by the Logistics industry.

The Company's global presence, in over 220 countries and territories worldwide, is enabled through DHL Document Express (DOX), DHL Worldwide Package Express (WPX) and a wide range of packaging solutions. DHL Import Express is a unique single window importing service that takes care of all importing needs by offering door-to-door convenience. X-Border International Services is another unique and strong service offering. Duties & Taxes Paid (DTP), Express Pallet, Shipper Interest Insurance (SII) and Express Easy-Student are some of the other offerings.

A CUSTOMER CENTRIC BRAND

Blue Dart is associated with international standards, reliability, trustworthiness, hi-technology, strong corporate social responsibility and customer centricity. It stands for value, quality, speed, efficiency, responsiveness and service experience.

Blue Dart's service culture is further bolstered through the quality programme – First Choice – and initiatives such as Net Promoter Score and Key Account Management programmes which serve as a means to listen to the voice of the customer and act on it to deliver delight in a process-driven manner.

Blue Dart continues to be the best-in-class premium service provider. The latest customer satisfaction score improved by 18%. The Net Promoter Score has improved from 68.46% in 2016 to 77.62% in 2017.

Blue Dart's 'Blue Points – Amazing Returns' has been a successful loyalty program run across all product segments enabling, nurturing, growing and building strong customer relationships.

Blue Dart continues to be the lone-ranger in the Indian skies with a fleet of six Boeing 757-200 freighters with capacities up to 425 tonnes per night.

The special brand focus campaign – I Love My Blue Dart – has been strengthened to re-focus on the company's exceptionally customer-centric culture. The 'I love My Blue Dart' wall was launched at Mumbai Head-quarters. The campaign gave every Blue Darter an opportunity to express their love for the brand.

Blue Darters are empowered to ensure that each Blue Dart customer touch-point in the country, including stores, every vehicle, glow signage and people grooming is at its best, at all times.

DIGITAL TRANSFORMATION

Like every modern enterprise Blue Dart, too, has tapped into the digital space. Its official Facebook, Twitter, Google+ and YouTube pages reach an extensive audience base and are rapidly gathering followers.

The company's presence on social media has fetched significant advantages like - Improved Market Intelligence, Quick Complaint Resolution, Increased Brand Awareness & Reach, Instant Feedback and Suggestions on its Products and Services, Increased Customer Engagement leading to higher Involvement & Retention thereby increasing its proximity with customers and improving Blue Dart's affinity. All this validates the company's insanely Customer-Centric culture.

A RESPONSIBLE CORPORATE CITIZEN

Living Responsibility is a core element of Blue Dart's corporate strategy.

Blue Dart, as a responsible corporate citizen believes that giving back to society is not just 'corporate social responsibility', but a duty towards communities and the environment from where it draws its resources. More than 'responsibility' it is 'sustainability' that is its cornerstone.

In line with Deutsche Post DHL group's 'Living Responsibility', Blue Dart takes its responsibility to society, communities and the environment seriously. Under this credo, Blue Dart (along with DPDHL group) focuses its corporate responsibility on environmental protection (GoGreen), disaster management (GoHelp) and championing education (GoTeach).

OPPORTUNITIES AND FUTURE OUTLOOK

Logistics firms are moving from a traditional setup to the integration of IT into their operations to reduce costs as well as to meet the service demands. The industry has moved from being just a service provider to a position which provides end to end supply chain solutions to their customers. Thus, all this has paved the way for further growth in the coming years.

Presently, the Indian logistics industry is witnessing development and expansion of its existing infrastructure, emergence of e-tailing specific logistics solutions, has a strong focus on manufacturing, but also has a large presence of unorganized service providers. However, the timely implementation of the proposed GST is expected to reduce the overall logistics costs and also simplify the tax structure, making the operation robust. The GST implementation is being viewed as an opportunity for Indian Logistics business and is good for the economy too.

MANAGEMENT DISCUSSION AND ANALYSIS

Economic reforms, trade cooperation, improved transportation infrastructure and industrial growth is ushering and is increasing the opportunities for the logistics service providers (LSPs) in India. With India being the next manufacturing hub, increase in trade with Asia, Europe, and North America will promote an increase in demand for the logistics services.

Logistics services are getting a impetus from the 'Make in India' vision of the present government. The manufacturing sector growth will lead to a corresponding growth in infrastructure sector, as well as ensure a smooth upward movement for the logistics sector. Erstwhile, another industry which is contributing significantly to the growth of logistics is the e-tailing industry.

Air Express: Growth Enablers

The Civil Aviation Policy has raised hopes of the air cargo sector. An integrated Civil Aviation Policy has been issued by the government with the objective of making regional connectivity a reality. Cargo has also received much desired attention this time. The policy approved by the Cabinet aims to boost cargo operations. Promotion of both domestic and international air cargo and express delivery services is a key objective of the government, taking into the account 'Make in India', manufacturing and exports perspectives.

The Union Budget 2017-18 lays considerable emphasis on airport upgradation in Tier II cities.

The Banking & Financial sector has been the backbone of the country as it can propel or plummet the country's GDP. 2016 was a rollercoaster ride, as the banks battled demonetization. Demonetization has opened the gates for a massive digitization drive. Post demonetization the debit card usage has surged. The sector is expected to grow in next the five years.

Automotive sector is optimistic on budgetary announcements aimed to boost the sector. Focus on rural economy and infrastructure augur well for the sector.

Medical equipments sector has witnessed a strong double digit growth year on year in past 3-4 years and is likely to continue this run.

India has one of the largest higher education systems in the world. However, there is still a lot of potential for further development in the education system. The education sector in India is poised to witness major growth in the years to come as India will have world's largest tertiary-age population and second largest graduate talent pipeline globally by the end of 2020.

India is the largest provider of generic drugs globally with Indian generics accounting for 20 per cent of global exports in terms of volume. Of late, consolidation has become an important characteristic of the Indian pharmaceutical market as the industry

is highly fragmented. The pharma industry is expected to grow at a double digit growth year on year in the next 5 years.

A double digit growth is estimated for e-tailing industry in the next 5 years which augurs well for the Air Express industry.

Ground Express: Growth Enablers

Union budget 2017-18 is a positive step forward for India because it has focused on increasing consumption and enabling infrastructure development. Transportation has been a focus area, with the budget emphasis on railways, roads, shipping and airports. The pace of construction of new roads will be accelerated. Roads for coastal connectivity have been identified.

This will certainly boost the growth prospect of the ground express industry.

Industries are also shifting 'air' shipments to road, due to cost pressures and better availability of alternatives, which augurs well for ground express.

Drugs / Pharmaceuticals, Automotive, Computer / IT industries have been utilising the Ground Express services more often to create a larger share in their logistics . Same is the case with e-tailing industry for which a focused dedicated ground service has been launched.

E-tail Logistics: Growth Enablers

The e-tailing industry is expected to grow consistently over the next few years. The consumer needs are evolving and logistics will play a key role in satisfying these needs. E-tail logistics is hence riding on the wave of booming e-tailing industry. Logistics market, being ~8-10% of total GMV is replicating the e-tailing growth story.

Indian e-tailing industry is still at a early stage when compared globally and hence holds immense potential on the demand side. The focus on digital India initiative by the government is also a key enabler for e-tailing and in turn e-tailing logistics. Reverse Logistics and open Reverse Logistics are also big opportunities in the sector.

RISKS AND CONCERNS

Air Express

Document movement constitutes a large portion of air express. Digitization is certainly changing the operating model of the industry – more documents are being sent electronically.

Shifting commercial and heavier shipments to ground is a deterrent for Air Express industry. Continued cost pressures across industry verticals and focus on efficiency enhancement has resulted in this shift.

MANAGEMENT DISCUSSION AND ANALYSIS

Ground Express

Usage of Full Truck Load and thus moving goods in bulk at one go is a risk to ground express. The sheer time taken in resolving the infrastructure needs in the country is altering the Ground Express growth.

E-tail Logistics

Stringent DIPP regulations like FDI restrictions, Capping of revenue from one vendor to maximum of 25%, Etailers cannot offer unreasonable discounts, impacted the industry adversely in 2016. The focus of investors on sustained profitability has pushed e-tailers to cost measures hence impacting the sentiment further.

Demonetization on November 8, 2016 also had its share of adverse impact.

Impacting Cash on Delivery a major growth driver. Consolidation has begun to take place in Indian e-tailing industry.

Drying of funding and devaluation is slowing down the growth.

ECONOMIC FACTORS

The Indian economy over past few years has grown at a slow pace. Growth dipped in the first 3 quarters of 2016-17. The Economic Survey 2017 for the period 2016-2017 has projected the growth to be 6.5%. The Central Statistics Office had earlier projected the growth rate as 7.1%. Demonetization is estimated to affect growth. This is mainly due to an aggregate demand shock due to reduction in supply of money and due to uncertainty over the magnitude and duration of the cash shortage and the policy responses.

IIP growth has been slower in 2016-17 than the year earlier.

Though Consumer Price Index based inflation declined marginally, the whole sale price index based WPI witnessed a reversal in trend and increased mainly on account of increase in international oil prices.

The growth slowed down in 2016-17 due to a combination of weak investments and the impact of demonetisation. Private investment continues to face several impediments in the form of corporate debt overhang, stress in the financial sector, excess capacity and regulatory and policy challenges.

A timely and smooth implementation of Goods and Services Tax (GST) could prove to be a significant “upside risk” to economic activity in 2017-18. Having seen a “modest setback” due to demonetisation last fiscal, the Indian economy will claw back to 7.2 per cent growth this financial year and rise further to 7.5 per cent in 2018-19, according to a report by World Bank.

The Aviation Turbine Fuel (ATF) price with its high volatility and different tax rates across states directly impacts operating margin.

To hedge the impact of price rises and Rupee depreciation several measures undertaken were continued during the year. Of these, notable has been customer friendly mechanisms such as Currency Adjustment Factor (CAF), Fuel Surcharge Mechanism (FSM) and Diesel Surcharge Mechanism (DSM).

Challenges to India's favourable growth outlook could stem from continued uncertainties in the global environment, including rising global protectionism and a sharp slowdown in the Chinese economy, which could further delay a meaningful recovery of external demand.

Goods and Service Tax (GST)

GST will be a game changing reform for the Indian economy by developing a common market and reducing the cascading effect of tax on the cost of goods and services. It will impact the Tax Structure, Tax Incidence, Tax Computation, Tax Payment, Compliance, Credit Utilization and Reporting leading to a complete overhaul of the current indirect tax system.

GST will have a far reaching impact on almost all aspects of business operations in the country, for instance, pricing of products and services, supply chain optimization, IT, accounting and tax compliance systems.

Civil Aviation Policy

The new civil aviation policy cleared by the Union Cabinet will prove to be a turning point for the aviation sector. The Policy's fundamental objectives are affordability and connectivity of air services and facilitation of doing business in India.

Some of the important takeaways from this policy are as follows:

Introduction of new regional flights, allowing new carriers to fly abroad with partial or full abolition of the 5/20 rule.

The Centre has proposed a regional connectivity scheme (RCS) by offering concessions to the airlines, incentivising them to fly on regional routes.

Indian carriers will be free to enter into code-share agreements with foreign carriers for any destination within India on a reciprocal basis.

The government plans to liberalize the regime of bilateral rights, leading to greater ease of doing business and wider choice.

India has tremendous potential for air cargo growth on domestic as well as international routes. Currently, the primary beneficiaries of the Indian cargo market are Indian Railways, road transporters and foreign airlines. Development of regional cargo hubs is one of Gol's top priorities. The Policy aims to increase air cargo volumes to 10 million tons by 2027. The Policy further recognizes express delivery services as a separate segment within air cargo owing to

MANAGEMENT DISCUSSION AND ANALYSIS

its distinctive nature and process. The express industry is turning out to be a pivotal segment for enhancing exports, especially in the small and medium-sized enterprises segment, in view of the expansion of e-tailing and other new age industries. The Policy aims at encouraging airport operators to provide space for at least 10 years via lease to operators of express cargo freighters, which may then develop dedicated infrastructure to improve their operational efficiency. The Policy also aims to establish free trade and warehousing zones to facilitate transshipment cargo. With the Govt's emphasis on "Make in India," "ease of doing business" and "enhancement of exports", it is extremely important to enhance infrastructure to stimulate growth of the air cargo sector.

COMPETITION

E-tailing Logistics

Volume and margins are facing increasing pressure from shifting market dynamics. Most e-tail logistics players are struggling to make profits.

Due to the challenging market dynamics e-tailers have increased the share in captive logistics. This has reduced the addressable market for traditional companies like Blue Dart.

Increased share in captive logistics by e-tailers and aggressive pricing from other 3 PL players has impacted the company revenue and EBIT.

Dedicated express service providers as well as captive players are focusing on winning non-e-tailing customers as expansion strategy and reduce dependency on e-tailing industry. Focus has also been on enhancing reach and improving network capabilities.

Express Logistics

New models in premium road transportation have emerged with the backing of investors. Passenger airlines have entered the logistics space by offering door to door service thus posing direct threat to the Company's Air business.

GST implementation is likely to offer set of new challenges and opportunities.

INFRASTRUCTURE ISSUES

Air Infrastructure

The operating cost at most airports across India has also multiplied manifold without any significant improvement or differentiation in services offered, post the privatisation of major airports. The air infrastructure in the country continues to be inadequate in terms of cities covered and cargo handling capacities leading to significantly higher dwell time as compared to international standards.

Insufficient aircraft bays, truck docking stations, limited space for express terminals and clearance processes lead to delays and impact operational cost.

There is also a tendency amongst private airport operators to increase costs such as lease rental etc. in an adhoc manner without correlation to market realities or any justification.

Road Infrastructure

While a lot of efforts are underway to improve the Indian road infrastructure, the average speed of travel still remains dismally low with an average speed of 25-30 kms/hour as compared to averages of 80 kms/hour in advanced economies. In addition, road transport has to pass through numerous checkpoints which impact the transit time and efficiency. The need to use smaller vehicles during day hours in cities leads to an increase in operating cost per move.

With increased budgeted outlays, if infrastructure reforms are implemented, it could have a significant impact on the overall logistics segment.

Despite these challenges, Blue Dart performed reasonably well on all fronts and capitalized on its strong brand equity, focused growth plans, customer loyalty and service quality.

INTERNAL CONTROLS AND ITS ADEQUACY

Across industries, internal process control and systems play a critical role in the health of a company. An effective system of internal controls form a keystone necessary for building, maintaining and improving shareholders' value and helps to enhance the overall quality of the business and enterprise. Blue Dart remains committed to ensuring an effective internal control environment that provides assurance on the efficiency of operations and the security of assets. Blue Dart has a sound internal control system to ensure that all assets are protected against loss from unauthorised use. All transactions are recorded and reported correctly. The company's internal control system is further supplemented by internal audits carried out by the internal audit team along with co-sourced audit firm, KPMG. Well-established and robust internal audit processes, both at business and corporate levels, continuously monitor the adequacy and effectiveness of the internal control environment across the company and the status of compliance with operating systems, internal policies and regulatory requirements.

During the year, Blue Dart has established and maintained adequate and effective internal financial controls based on internal control over financial reporting criteria established by the company considering the essential components of internal control stated in the Guidance Note on Audit of Internal Financial Controls Over Financial Reporting issued by the Institute of Chartered Accountants of India (ICAI). These responsibilities include the design, implementation and maintenance of adequate internal

MANAGEMENT DISCUSSION AND ANALYSIS

financial controls that were operating effectively for ensuring the orderly and efficient conduct of its business, including adherence to company's policies, the safeguarding of its assets, the prevention and detection of frauds and errors, the accuracy and completeness of the accounting records, and the timely preparation of reliable financial information, as required under the Act.

The Audit Committee of the Board addresses significant issues raised by both the Internal Auditors and Statutory Auditors.

The company also conducts Risk Assessment Workshops annually to define and identify what the company's most significant risks are and how those risks can be mitigated. The members of the Senior Management actively participate and deliberate in the risk workshops. The company has laid the foundation of internal risk framework.

HUMAN RESOURCES

Blue Dart is recognized as one of India's Best Places to Work.

Employee Morale & Motivation

98.3% of the employees participated in the Annual Employee Satisfaction Survey (ESS). Due to active participation of management and senior management team through interactions and meeting with employees, active leadership score has increased from 94.4% in 2015 to 94.6% in 2016. Also, the employee engagement score was at an all-time high at 94.8% in 2016 from 94.00% in 2015. Other high-scoring areas were 'Pride in Working for Blue Dart' (94.8%); Employee Engagement (97.4%). 'Job secured with good performance', 'Blue Dart does a good job for customers' and 'Working in Blue Dart is good for me' all ranked high.

Performance Management

The performance management system in Blue Dart is managed through the online HRIS platform, PRIDE, known as Motiv8 ePMS for all management cadre employees. It has a competency framework subset (Motiv8, i.e., 8 competencies) which is interlinked and is used for the assessment of an employee along with the KRA/KPI assessment.

The annual appraisal for 2015-16 was conducted for ~ 9,600 employees, out of this around 3,070 employees have undergone the appraisal process through Motiv8 online ePMS process. To develop the competency aspect of the employees, various trainings have been incorporated to strengthen the development culture. Some of the major interventions are as under on which continuous focus was given in 2016:

New Age Leadership Development Program (NALDP) - a customized supervisory Leadership Development Programme. The

three stages are Prarambh – Key supervisory skills; Neev – Team building and management skills and Udaan – Leadership skills.

Delivering Smiles: This is a continuous training for the Front Line Operations Employee on how to interact with customers, grooming, behavior, problem solving skills etc., to make the customer experience a delightful one.

PeP Expert Foundation Training

The PeP Expert Foundation training was rolled out from August 2016. Blue Dart has 7 Master Facilitators and 60 PeP Facilitators. In 2016, 567 Blue Darters successfully completed the PeP Foundation training.

Bench strength of Leadership Pipeline

To fortify the bench strength and leadership pipeline of initiatives like Graduate Executive Trainee (GET) – Umang and the Management Trainee (MT) programmes continue to add value. In the last few years, 3 batches of Management Trainees covering more than 100 MTs from various management colleges and more than 50 GETs have been on-boarded.

Blue Dart conducted panel review for ~185 managers, with 122 being assigned Individual development plan.

Employee Reward & Recognition

In order to keep the motivation level high of the employees and recognize outstanding work done by them, 13 Blue Darters were honored with the 'Employee of the Year' award & 3 Blue Darters with 'Outstanding Sales Performer' in Malaysia for their excellent contribution. 1,026 Blue Darters were awarded with the on-the-spot Bravo award by individual managers for excellent work. 12 Blue Darters were awarded the prestigious Super Darter award for achievements beyond the call of duty. The Company is proud that 906 Blue Darters joined the True Blue Club, on completion of 5 years of service.

OTHER PROGRAMS

Upstairs 2016: As part of Deutsche Post DHL's corporate responsibility strategy, UPstairs - GoTeach Initiative promotes equal education opportunities, 7 children of Blue Darters have been selected for Upstairs scholarship in year 2016. Through the Upstairs program the company has supported the selected employee's children with financial assistance for three years. UPstairs program was held on October 7, 2016.

Appreciation Fortnight: Blue Dart is known for its employee passion and commitment. In an endeavour to make thanksgiving and appreciation a part of the organization culture via a structured process, the second edition of Appreciation Fortnight was celebrated from 9th - 21st November, 2016. Thank You post cards

MANAGEMENT DISCUSSION AND ANALYSIS

and badges were given to each and every Blue Darter by Senior Management and Managers to acknowledge the team contribution with a note of appreciation.

XITE 2016: XITE is a Talent Management initiative started by XBU India HR Council (IHC) and ably supported by the Indian Steering Committee (ISC) to nurture & promote internal talent movement for challenging roles across DHL business in India via various XBU projects. Blue Dart and DHL units collaborate with each other by sending employees for certain projects across business divisions.

In 2016, 7 DHL employees including 4 from Blue Dart had done their projects on “Parcel shops - Vendor identification, Design of selection criteria and promotion” and “Market Study on Commodities & Trade Lane for Export”. The XITE Felicitation Ceremony took place on September 29, 2016.

STEP (Subsidized Tuition & Educational Plan): This policy enables employees to acquire higher qualification skills to boost career prospects/ personal development/ improve effectiveness on current assignment. Blue Dart believes in continuing such good people practice and encouraging more and more employees to take advantage of this policy.

BRACE (Blue Dart's Reimbursement of Accident Claims & Expenses): This is a wellness initiative which aims at providing timely relief including reimbursement of medical expenses. 134 Blue Darters benefitted from the BRACE policy in 2016.

STEPATHLON 2016: Stepathlon is a unique, pedometer based mass participation event which provides a simple and relevant solution to transform the sedentary into active, and the active into more active. Blue Dart has participated in the 2016 Stepathlon program with 149 Blue Dart participants.

Blue Bubbles: A diversity and inclusiveness framework at Blue Dart, the Blue Bubbles launched on International Women's Day (March 8, 2016). Over 160 women Blue Darters have been covered under this program. Under the Blue Bubbles policy, some initiatives for women Blue Darters have been recommended such as Career break leave / relocation options and Half Day Working Provision opportunities.

CAUTIONARY STATEMENT

The statement forming part of this Report may contain certain forward looking remarks with the meaning of applicable Securities Law and Regulations. Many factors could cause the actual results, performances, or achievements of the company to be materially different from any future results, performances, or achievements. Significant factors that could make a difference to the Company's operations include domestic and international economic conditions, changes in government regulations, tax regime and other statutes.



CHIEF EXECUTIVE OFFICER (CEO) AND CHIEF FINANCIAL OFFICER (CFO) CERTIFICATION



To the Board of Directors,

BLUE DART EXPRESS LIMITED

We, Anil Khanna, Managing Director and Yogesh Dhingra, Chief Financial Officer and Chief Operating Officer of Blue Dart Express Limited, to the best of our knowledge and belief certify that:

- A. We have reviewed financial statements and the cash flow statement of Blue Dart Express Limited for the year ended March 31, 2017 and that to the best of our knowledge and belief, we state that:
- (i) these statements do not contain any materially untrue statement or omit any material fact or contain statements that might be misleading;
 - (ii) these statements together present a true and fair view of the Company's affairs and are in compliance with existing accounting standards, applicable laws and regulations.
- B. We also state that to the best of our knowledge and belief, no transactions entered into by the Company during the year, which are fraudulent, illegal or violative of the Company's code of conduct.
- C. We accept responsibility for establishing and maintaining internal controls for financial reporting and that they have evaluated the effectiveness of internal control systems of the Company pertaining to financial reporting and they have disclosed to the Auditors and the Audit Committee, deficiencies in the design or operation of such internal controls, if any, of which they are aware and the steps they have taken or propose to take to rectify these deficiencies.
- D. We have indicated, based on our most recent evaluation, wherever applicable, to the Auditors and the Audit Committee:
- i. significant changes in internal control over financial reporting during the year;
 - ii. significant changes, if any, in the accounting policies during the year and that the same have been disclosed in the notes to the financial statements and
 - iii. instances of significant fraud of which they have become aware and the involvement therein, if any, of the management or an employee having significant role in the Company's internal control system over financial reporting.

Anil Khanna
Managing Director

Place : Mumbai
Date : May 5, 2017

Yogesh Dhingra
Chief Financial Officer &
Chief Operating Officer

DECLARATION REGARDING CODE OF CONDUCT

I hereby declare that all the Directors and Senior Management of the Company have confirmed compliance with the Code of Conduct for the current year, as adopted by the Company.

Anil Khanna
Managing Director

Place: Mumbai
Date : May 5, 2017

INDEPENDENT AUDITORS' REPORT

TO THE MEMBERS OF BLUE DART EXPRESS LIMITED

Report on the Standalone Indian Accounting Standards (Ind AS) Financial Statements

1. We have audited the accompanying standalone financial statements of Blue Dart Express Limited ("the Company"), which comprise the Balance Sheet as at March 31, 2017, the Statement of Profit and Loss (including Other Comprehensive Income), the Cash Flow Statement and the Statement of Changes in Equity for the year then ended, and a summary of the significant accounting policies and other explanatory information.

Management's Responsibility for the Standalone Ind AS Financial Statements

2. The Company's Board of Directors is responsible for the matters stated in Section 134(5) of the Companies Act, 2013 ("the Act") with respect to the preparation of these standalone Ind AS financial statements to give a true and fair view of the financial position, financial performance (including other comprehensive income), cash flows and changes in equity of the Company in accordance with the accounting principles generally accepted in India, including the Indian Accounting Standards specified in the Companies (Indian Accounting Standards) Rules, 2015 (as amended) under Section 133 of the Act. This responsibility also includes maintenance of adequate accounting records in accordance with the provisions of the Act for safeguarding of the assets of the Company and for preventing and detecting frauds and other irregularities; selection and application of appropriate accounting policies; making judgments and estimates that are reasonable and prudent; and design, implementation and maintenance of adequate internal financial controls, that were operating effectively for ensuring the accuracy and completeness of the accounting records, relevant to the preparation and presentation of the standalone Ind AS financial statements that give a true and fair view and are free from material misstatement, whether due to fraud or error.

Auditors' Responsibility

3. Our responsibility is to express an opinion on these standalone Ind AS financial statements based on our audit.
4. We have taken into account the provisions of the Act and the Rules made thereunder including the accounting and auditing standards and matters which are required to be included in the audit report under the provisions of the Act and the Rules made thereunder.
5. We conducted our audit of the standalone Ind AS financial statements in accordance with the Standards on Auditing specified under Section 143(10) of the Act and other applicable authoritative pronouncements issued by the Institute of Chartered Accountants of India. Those Standards and pronouncements require that we comply with ethical requirements and plan and perform the audit to obtain reasonable assurance about whether the standalone Ind AS financial statements are free from material misstatement.
6. An audit involves performing procedures to obtain audit evidence about the amounts and the disclosures in the standalone Ind AS financial statements. The procedures selected depend on the auditors' judgment, including the assessment of the risks of material misstatement of the standalone Ind AS financial statements, whether due to fraud or error. In making those risk assessments, the auditor considers internal financial controls relevant to the Company's preparation of the standalone Ind AS financial statements that give a true and fair view, in order to design audit procedures that are appropriate in the circumstances. An audit also includes evaluating the appropriateness of the accounting policies used and the reasonableness of the accounting estimates made by the Company's Directors, as well as evaluating the overall presentation of the standalone Ind AS financial statements.
7. We believe that the audit evidence we have obtained is sufficient and appropriate to provide a basis for our audit opinion on the standalone Ind AS financial statements.

Opinion

8. In our opinion and to the best of our information and according to the explanations given to us, the aforesaid standalone Ind AS financial statements give the information required by the Act in the manner so required and give a true and fair view in conformity with the accounting principles generally accepted in India, of the state of affairs of the Company as at March 31, 2017, and its profit (including other comprehensive income), its cash flows and the changes in equity for the year ended on that date.

Other Matter

9. The financial information of the Company for the year ended March 31, 2016 and the transition date opening balance sheet as at April 1, 2015 included in these standalone Ind AS financial statements, are based on the previously issued statutory financial statements for the years ended March 31, 2016 and March 31, 2015 prepared in accordance with the Companies (Accounting Standards) Rules, 2006 (as amended) which were audited by us and on which we expressed an unmodified opinion dated April 15, 2016 and May 07, 2015 respectively. The adjustments to those financial statements for the differences in accounting principles adopted by the Company on transition to the Ind AS have been audited by us.

Our opinion is not modified in respect of this matter.

INDEPENDENT AUDITORS' REPORT

TO THE MEMBERS OF BLUE DART EXPRESS LIMITED

Report on Other Legal and Regulatory Requirements

10. As required by the Companies (Auditor's Report) Order, 2016, issued by the Central Government of India in terms of sub-section (11) of section 143 of the Act ("the Order"), and on the basis of such checks of the books and records of the Company as we considered appropriate and according to the information and explanations given to us, we give in the Annexure B a statement on the matters specified in paragraphs 3 and 4 of the Order.
11. As required by Section 143 (3) of the Act, we report that:
 - (a) We have sought and obtained all the information and explanations which to the best of our knowledge and belief were necessary for the purposes of our audit.
 - (b) In our opinion, proper books of account as required by law have been kept by the Company so far as it appears from our examination of those books.
 - (c) The Balance Sheet, the Statement of Profit and Loss (including other comprehensive income), the Cash Flow Statement and the Statement of Changes in Equity dealt with by this Report are in agreement with the books of account.
 - (d) In our opinion, the aforesaid standalone Ind AS financial statements comply with the Indian Accounting Standards specified under Section 133 of the Act.
 - (e) On the basis of the written representations received from the directors as on March 31, 2017 taken on record by the Board of Directors, none of the directors is disqualified as on March 31, 2017 from being appointed as a director in terms of Section 164 (2) of the Act.
 - (f) With respect to the adequacy of the internal financial controls over financial reporting of the Company and the operating effectiveness of such controls, refer to our separate Report in Annexure A.
 - (g) With respect to the other matters to be included in the Auditors' Report in accordance with Rule 11 of the Companies (Audit and Auditors) Rules, 2014, in our opinion and to the best of our knowledge and belief and according to the information and explanations given to us:
 - i. The Company has disclosed the impact, if any, of pending litigations as at March 31, 2017 on its financial position in its standalone Ind AS financial statements – Refer Note 41;
 - ii. The Company has long-term contracts as at March 31, 2017 for which there were no material foreseeable losses. The Company did not have any derivative contracts as at March 31, 2017;
 - iii. There has been no delay in transferring amounts, required to be transferred, to the Investor Education and Protection Fund by the Company during the year ended March 31, 2017;
 - iv. The Company has provided requisite disclosures in the standalone Ind AS financial statements as to holdings as well as dealings in Specified Bank Notes during the period from November 8, 2016 to December 30, 2016. Based on audit procedures and relying on the management representation we report that the disclosures are in accordance with books of account maintained by the Company and as produced to us by the Management – Refer Note 47.

For Price Waterhouse
Firm Registration Number: 301112E
Chartered Accountants

Mehul Desai
Partner
Membership Number: 103211

Place: Mumbai
Date: May 5, 2017

ANNEXURE A TO INDEPENDENT AUDITORS' REPORT

Referred to in paragraph 11(f) of the Independent Auditors' Report of even date to the members of Blue Dart Express Limited on the standalone Ind AS financial statements as of and for the year ended March 31, 2017

Report on the Internal Financial Controls under Clause (i) of Sub-section 3 of Section 143 of the Act

1. We have audited the internal financial controls over financial reporting of Blue Dart Express Limited ("the Company") as of March 31, 2017 in conjunction with our audit of the standalone Ind AS financial statements of the Company for the year ended on that date.

Management's Responsibility for Internal Financial Controls

2. The Company's management is responsible for establishing and maintaining internal financial controls based on the internal control over financial reporting criteria established by the Company considering the essential components of internal control stated in the Guidance Note on Audit of Internal Financial Controls over Financial Reporting issued by the Institute of Chartered Accountants of India (ICAI). These responsibilities include the design, implementation and maintenance of adequate internal financial controls that were operating effectively for ensuring the orderly and efficient conduct of its business, including adherence to company's policies, the safeguarding of its assets, the prevention and detection of frauds and errors, the accuracy and completeness of the accounting records, and the timely preparation of reliable financial information, as required under the Act.

Auditors' Responsibility

3. Our responsibility is to express an opinion on the Company's internal financial controls over financial reporting based on our audit. We conducted our audit in accordance with the Guidance Note on Audit of Internal Financial Controls Over Financial Reporting (the "Guidance Note") and the Standards on Auditing specified under section 143(10) of the Act to the extent applicable to an audit of internal financial controls, both applicable to an audit of internal financial controls and both issued by the ICAI. Those Standards and the Guidance Note require that we comply with ethical requirements and plan and perform the audit to obtain reasonable assurance about whether adequate internal financial controls over financial reporting was established and maintained and if such controls operated effectively in all material respects.
4. Our audit involves performing procedures to obtain audit evidence about the adequacy of the internal financial controls system over financial reporting and their operating effectiveness. Our audit of internal financial controls over financial reporting included obtaining an understanding of internal financial controls over financial reporting, assessing the risk that a material weakness exists, and testing and evaluating the design and operating

effectiveness of internal control based on the assessed risk. The procedures selected depend on the auditor's judgement, including the assessment of the risks of material misstatement of the financial statements, whether due to fraud or error.

5. We believe that the audit evidence we have obtained is sufficient and appropriate to provide a basis for our audit opinion on the Company's internal financial controls system over financial reporting.

Meaning of Internal Financial Controls over Financial Reporting

6. A company's internal financial control over financial reporting is a process designed to provide reasonable assurance regarding the reliability of financial reporting and the preparation of financial statements for external purposes in accordance with generally accepted accounting principles. A company's internal financial control over financial reporting includes those policies and procedures that (1) pertain to the maintenance of records that, in reasonable detail, accurately and fairly reflect the transactions and dispositions of the assets of the company; (2) provide reasonable assurance that transactions are recorded as necessary to permit preparation of financial statements in accordance with generally accepted accounting principles, and that receipts and expenditures of the company are being made only in accordance with authorisations of management and directors of the company; and (3) provide reasonable assurance regarding prevention or timely detection of unauthorised acquisition, use, or disposition of the company's assets that could have a material effect on the financial statements.

Inherent Limitations of Internal Financial Controls over Financial Reporting

7. Because of the inherent limitations of internal financial controls over financial reporting, including the possibility of collusion or improper management override of controls, material misstatements due to error or fraud may occur and not be detected. Also, projections of any evaluation of the internal financial controls over financial reporting to future periods are subject to the risk that the internal financial control over financial reporting may become inadequate because of changes in conditions, or that the degree of compliance with the policies or procedures may deteriorate.

Opinion

8. In our opinion, the Company has, in all material respects, an adequate internal financial controls system over financial reporting and such internal financial controls over financial reporting were operating effectively as at March 31, 2017, based

ANNEXURE A TO INDEPENDENT AUDITORS' REPORT

Referred to in paragraph 11(f) of the Independent Auditors' Report of even date to the members of Blue Dart Express Limited on the standalone Ind AS financial statements as of and for the year ended March 31, 2017

on the internal control over financial reporting criteria established by the Company considering the essential components of internal control stated in the Guidance Note on Audit of Internal Financial Controls Over Financial Reporting issued by the Institute of Chartered Accountants of India.

Place: Mumbai
Date: May 5, 2017

For Price Waterhouse
Firm Registration Number: 301112E
Chartered Accountants

Mehul Desai
Partner
Membership Number: 103211

ANNEXURE B TO INDEPENDENT AUDITORS' REPORT

Referred to in paragraph 10 of the Independent Auditors' Report of even date to the members of Blue Dart Express Limited on the standalone Ind AS financial statements as of and for the year ended March 31, 2017

- i. (a) The Company is maintaining proper records showing full particulars, including quantitative details and situation, of fixed assets.
- (b) The fixed assets are physically verified by the Management according to a phased programme designed to cover some items of assets every year, some items once every two years and the rest once every three years, basis the cost threshold specified by the Management for this purpose, which in our opinion, is reasonable having regard to the size of the Company and the nature of its assets. Pursuant to the programme, certain fixed assets have been physically verified by the Management during the year and no material discrepancies have been noticed on such verification.
- (c) The title deeds of immovable properties, as disclosed in Note 4 on fixed assets to the standalone Ind AS financial statements, are held in the name of the Company.
- ii. The physical verification of inventory of packing and stationery consumables has been conducted at reasonable intervals by the Management during the year. The discrepancies noticed on physical verification of inventory as compared to book records were not material.
- iii. The Company has granted unsecured loans to one company covered in the register maintained under Section 189 of the Act. There are no firms or LLPs or other parties covered in the register maintained under Section 189 of the Act.
- (a) In respect of the aforesaid loans, the terms and conditions under which such loans were granted are not prejudicial to the Company's interest.
- (b) In respect of the aforesaid loans, the schedule of repayment of principal and payment of interest has been stipulated, and the party is repaying the principal amounts, as stipulated, and is also regular in payment of interest as applicable.
- (c) In respect of the aforesaid loans, there is no amount which is overdue for more than ninety days.
- iv. In our opinion, and according to the information and explanations given to us, the Company has complied with the provisions of Section 185 and 186 of the Companies Act, 2013 in respect of the loans and investments made and guarantees given. The Company has not provided any security to the parties covered under Section 185 and 186.
- v. The Company has not accepted any deposits from the public within the meaning of Sections 73, 74, 75 and 76 of the Act and the Rules framed thereunder to the extent notified.
- vi. The Central Government of India has not specified the maintenance of cost records under sub-section (1) of Section 148 of the Act for any of the products or services of the Company.
- vii. (a) According to the information and explanations given to us and the records of the Company examined by us, in our opinion, the Company is generally regular in depositing undisputed statutory dues in respect of service tax though there has been a slight delay in a few cases, and is regular in depositing undisputed statutory dues, including provident fund, employees' state insurance, income tax, duty of customs and other material statutory dues, as applicable, with the appropriate authorities. As informed to us, sales tax, duty of excise and value added tax are not applicable to the Company for the current year.
- (b) According to the information and explanations given to us and the records of the Company examined by us, there are no dues of income tax, sales-tax, service tax, duty of customs, duty of excise which have not been deposited on account of any dispute. The particulars of dues of value added tax as at March 31, 2017 which have not been deposited on account of a dispute, are as follows:

| Name of the statute | Nature of dues | Amount in ₹ Lakhs | Period to which the amount relates | Forum where the dispute is pending |
|----------------------|---------------------------|-------------------|------------------------------------|------------------------------------|
| Kerala VAT Act, 2003 | Tax, Interest and Penalty | 2,088 | Financial Years 2011-12 to 2013-14 | The High Court of Kerala |

- viii. According to the records of the Company examined by us and the information and explanations given to us, the Company has not defaulted in repayment of loans or borrowings to any financial institution or bank or Government or dues to debenture holders as at the balance sheet date.
- ix. The Company has not raised any money by way of initial public offer, further public offer (including debt instruments) and term loans during the year under review. Accordingly, the provisions of Clause 3(ix) of the Order are not applicable to the Company.
- x. During the course of our examination of the books and records of the Company, carried out in accordance with the generally accepted auditing practices in India, and according to the information and explanations given to us, we have neither come across any instance of material fraud by the Company or on the Company by its officers or employees, noticed or reported during the year, nor have we been informed of any such case by the Management.
- xi. The Company has paid/ provided for managerial remuneration in accordance with the requisite approvals mandated by the provisions of Section 197 read with Schedule V to the Act.
- xii. As the Company is not a Nidhi Company and the Nidhi Rules, 2014 are not applicable to it, the provisions of Clause 3(xii) of the Order are not applicable to the Company.

ANNEXURE B TO INDEPENDENT AUDITORS' REPORT

Referred to in paragraph 10 of the Independent Auditors' Report of even date to the members of Blue Dart Express Limited on the standalone Ind AS financial statements as of and for the year ended March 31, 2017

- xiii. The Company has entered into transactions with related parties in compliance with the provisions of Sections 177 and 188 of the Act. The details of such related party transactions have been disclosed in the standalone Ind AS financial statements as required under Indian Accounting Standard (Ind AS) 24, Related Party Disclosures specified under Section 133 of the Act, read with Companies (Indian Accounting Standard) Rules, 2015 (as amended).
- xiv. The Company has not made any preferential allotment or private placement of shares or fully or partly convertible debentures during the year under review. Accordingly, the provisions of Clause 3(xiv) of the Order are not applicable to the Company.
- xv. The Company has not entered into any non-cash transactions with its directors or persons connected with him within the meaning of Section 192 of the Act. Accordingly, the provisions of Clause 3(xv) of the Order are not applicable to the Company.
- xvi. The Company is not required to be registered under Section 45-IA of the Reserve Bank of India Act, 1934. Accordingly, the provisions of Clause 3(xvi) of the Order are not applicable to the Company.

For Price Waterhouse
Firm Registration Number: 301112E
Chartered Accountants

Mehul Desai
Partner
Membership Number: 103211

Place: Mumbai
Date: May 5, 2017

STANDALONE BALANCE SHEET AS AT MARCH 31, 2017

| | Note | As at March 31, 2017 in ₹ Lakhs | As at March 31, 2016 in ₹ Lakhs | As at April 1, 2015 in ₹ Lakhs |
|-------------------------------------|--------|---------------------------------------|---------------------------------------|--------------------------------------|
| ASSETS | | | | |
| NON-CURRENT ASSETS | | | | |
| Property, Plant and Equipment | 4 | 18,533 | 19,461 | 16,757 |
| Capital work-in-progress | 4 | 291 | 281 | 486 |
| Other Intangible Assets | 4 (a) | 4,889 | 4,873 | 4,513 |
| Intangible Assets under development | 4 (a) | 3,054 | 1,772 | 2,054 |
| | | 26,767 | 26,387 | 23,810 |
| Financial Assets | | | | |
| Investments | 5 | 14,406 | 7,345 | 1,977 |
| Loans | 6 (a) | 2,996 | 5,437 | 9,348 |
| Other Financial Assets | 7 | 7,063 | 6,173 | 5,342 |
| Non-Current Tax Assets (Net) | 8 | 932 | 692 | 957 |
| Other Non-Current Assets | 9 | 584 | 828 | 1,193 |
| | | 25,981 | 20,475 | 18,817 |
| CURRENT ASSETS | | | | |
| Inventories | 10 | 553 | 518 | 395 |
| Financial Assets | | | | |
| Trade Receivables | 11 | 35,975 | 29,135 | 26,531 |
| Cash and Cash equivalents | 12 | 25,432 | 28,620 | 16,506 |
| Bank balances other than above | 13 | 111 | 85 | 57 |
| Loans | 6(b) | 2,547 | 3,992 | 3,248 |
| Other Financial Assets | 14 | 4,711 | 3,057 | 2,386 |
| Other Current Assets | 15 | 3,084 | 3,153 | 3,003 |
| Assets classified as held for sale | 16 | - | - | 438 |
| | | 72,413 | 68,560 | 52,564 |
| TOTAL | | 125,161 | 115,422 | 95,191 |
| EQUITY AND LIABILITIES | | | | |
| EQUITY | | | | |
| Equity Share Capital | 17 | 2,376 | 2,376 | 2,376 |
| Other Equity | 18 | 49,796 | 44,686 | 31,579 |
| | | 52,172 | 47,062 | 33,955 |
| LIABILITIES | | | | |
| NON-CURRENT LIABILITIES | | | | |
| Financial Liabilities | | | | |
| Borrowings | 19 | 16,609 | 33,219 | 33,219 |
| Employee Benefit Obligations | 20 (a) | 2,534 | 1,777 | 1,450 |
| Deferred Tax Liabilities (Net) | 21 | 149 | 397 | 270 |
| | | 19,292 | 35,393 | 34,939 |
| CURRENT LIABILITIES | | | | |
| Financial Liabilities | | | | |
| Borrowings | 22 | 16,610 | - | - |
| Trade Payables | 23 | 22,213 | 20,456 | 16,878 |
| Other Financial Liabilities | 24 | 8,128 | 6,694 | 6,229 |
| Other Current Liabilities | 25 | 1,128 | 881 | 552 |
| Employee Benefit Obligations | 20 (b) | 5,618 | 4,936 | 2,638 |
| | | 53,697 | 32,967 | 26,297 |
| TOTAL | | 125,161 | 115,422 | 95,191 |

The above Standalone Balance sheet should be read in conjunction with the accompanying notes.

As per our report of even date

For Price Waterhouse
Firm Registration Number: 301112E
Chartered Accountants

Mehul Desai
Partner
Membership No. 103211

Place: Mumbai
Date: May 5, 2017

For and on behalf of the Board of Directors

Sharad Upasani
Chairman
DIN:01739334

Anil Khanna
Managing Director
DIN:01334483

Air Marshal M. McMahon (Retd.)
Director
DIN:00234293

Place: Mumbai
Date: May 5, 2017

Malcolm Monteiro
Director
DIN:00089757

Yogesh Dhingra
Chief Financial Officer &
Chief Operating Officer

Narendra Sarda
Director
DIN:03480129

Tushar Gunderia
Company Secretary

STANDALONE STATEMENT OF PROFIT AND LOSS FOR THE YEAR ENDED MARCH 31, 2017

| | Note | Year ended March 31, 2017 in ₹ Lakhs | Year ended March 31, 2016 in ₹ Lakhs |
|--|------|--|--|
| INCOME | | | |
| Revenue from Operations | 26 | 268,087 | 255,192 |
| Other Income | 27 | 2,782 | 3,057 |
| Total Income | | 270,869 | 258,249 |
| EXPENSES | | | |
| Freight, Handling and Servicing Costs (Net) | 28 | 167,794 | 157,178 |
| Employee Benefits Expense | 29 | 42,635 | 39,532 |
| Finance Costs | 30 | 3,125 | 3,114 |
| Depreciation and Amortisation Expense | 31 | 4,393 | 4,022 |
| Other Expenses | 32 | 31,216 | 25,411 |
| Total Expenses | | 249,163 | 229,257 |
| PROFIT BEFORE TAX | | 21,706 | 28,992 |
| Income Tax Expense: | | | |
| Current Tax | | 7,850 | 9,789 |
| Deferred Tax | | (101) | 205 |
| Total Tax Expense | | 7,749 | 9,994 |
| PROFIT FOR THE YEAR | | 13,957 | 18,998 |
| OTHER COMPREHENSIVE INCOME | | | |
| Items that will not be reclassified to Statement of Profit and Loss | | | |
| Actuarial loss arising from remeasurements of post employment benefit obligation | | 426 | 231 |
| Income tax relating to this item | | (147) | (78) |
| Total comprehensive income for the year | | 13,678 | 18,845 |
| Earnings Per Equity Share [Refer note 33] | | | |
| [Nominal value of share ₹ 10 each] (Previous Year - ₹ 10) | | | |
| Basic Earnings Per Share (in ₹) | | 58.82 | 80.07 |
| Diluted Earnings Per Share (in ₹) | | 58.82 | 80.07 |

The above Standalone Statement of Profit and Loss should be read in conjunction with the accompanying notes.

As per our report of even date

For Price Waterhouse
Firm Registration Number: 301112E
Chartered Accountants

Mehul Desai
Partner
Membership No. 103211

Place: Mumbai
Date: May 5, 2017

For and on behalf of the Board of Directors

Sharad Upasani
Chairman
DIN:01739334

Anil Khanna
Managing Director
DIN:01334483

Air Marshal M. McMahon (Retd.)
Director
DIN:00234293

Place: Mumbai
Date: May 5, 2017

Malcolm Monteiro
Director
DIN:00089757

Yogesh Dhingra
Chief Financial Officer &
Chief Operating Officer

Narendra Sarda
Director
DIN:03480129

Tushar Gunderia
Company Secretary

STANDALONE STATEMENT OF CASH FLOWS FOR THE YEAR ENDED MARCH 31, 2017

| | | Year ended March 31, 2017 in ₹ Lakhs | Year ended March 31, 2016 in ₹ Lakhs |
|--|---------------|--|--|
| A. Cash flows from Operating activities: | | | |
| Profit before Taxation | | 21,706 | 28,992 |
| Adjustments for: | | | |
| Depreciation and Amortisation Expense | 31 | 4,393 | 4,022 |
| Finance Costs | 30 | 3,125 | 3,114 |
| Interest income | 27 | (1,602) | (1,388) |
| Dividend from mutual funds | 27 | (418) | (775) |
| Unwinding interest on Payload Deposit and Lease Deposit | 27 | (504) | (548) |
| Loss on sale/scrapping of Property, Plant and Equipments (Net) | 32 | 6 | 38 |
| Net Gain on Foreign Currency Transactions and Translation | 27 | (16) | (62) |
| Bad debts written off | 32 | 156 | 144 |
| Operating profit before changes in operating assets and liabilities | | 26,846 | 33,537 |
| Adjustments for changes in operating assets and liabilities: | | | |
| (Increase) in Inventories | | (34) | (123) |
| (Increase) in Trade Receivables | | (6,980) | (2,686) |
| (Increase) in Other Non Current Financial Assets | | (372) | (228) |
| Decrease in Other Non Current Assets | | 516 | 255 |
| (Increase) in Other Current Financial Assets | | (1,713) | (639) |
| (Increase) in Other Current Assets | | (279) | (209) |
| (Increase) in Current Loans | | (25) | (41) |
| Increase in Trade Payables | | 1,756 | 3,578 |
| Increase in Other Current Financial Liabilities | | 1,408 | 437 |
| Increase in Other Current Liabilities | | 248 | 329 |
| Increase in Current Employee Benefits Obligations | | 252 | 2,067 |
| Increase in Non-Current Employee Benefits Obligations | | 757 | 327 |
| Cash generated from Operations | | 22,380 | 36,604 |
| Taxes paid (net of refunds) | 8 | (8,087) | (9,524) |
| Net cash from Operating activities | | 14,293 | 27,080 |
| B. Cash flows from Investing activities: | | | |
| Payments for Property, Plant and Equipments & other Intangible assets | 4 and 4(a) | (3,497) | (7,115) |
| Changes in capital work-in-progress & Intangible assets under development | 4 and 4(a) | (1,216) | 656 |
| Proceeds from sale of Property, Plant and Equipments | | 9 | 429 |
| Interest received/settled | | 1,662 | 1,356 |
| Dividend from mutual funds | 27 | 418 | 775 |
| Investments in mutual funds | | (384,006) | (304,291) |
| Redemptions from mutual funds | | 384,006 | 304,291 |
| Investment in Blue Dart Aviation Limited | 5 | (7,061) | (5,368) |
| Loans repaid/settled by Blue Dart Aviation Limited | 6(a) and 6(b) | 3,911 | 3,208 |
| Investment in Bank fixed deposits (Maturity period more than 12 months) | 7 | (14) | (55) |
| Net cash (used in) Investing activities | | (5,788) | (6,114) |

STANDALONE STATEMENT OF CASH FLOWS FOR THE YEAR ENDED MARCH 31, 2017

| | | Year ended March 31, 2017 in ₹ Lakhs | Year ended March 31, 2016 in ₹ Lakhs |
|--|----|--|--|
| C. Cash flows used in Financing activities: | | | |
| Interest paid | 30 | (3,125) | (3,114) |
| Dividend paid | 18 | (7,118) | (4,746) |
| Dividend distribution tax paid | 18 | (1,450) | (992) |
| Net cash (used in) Financing activities | | (11,693) | (8,852) |
| Net (decrease)/increase in Cash and Cash Equivalents | | (3,188) | 12,114 |
| Cash and cash equivalents at the beginning of the year | | 28,620 | 16,506 |
| Cash and cash equivalents at the end of the year | | 25,432 | 28,620 |
| Reconciliation of cash and cash equivalents as per the cash flow statements | | | |
| Cash and Cash Equivalents: | | | |
| Cheques and Drafts on hand | 12 | 932 | 1,016 |
| Balances with banks: | | | |
| In current accounts | 12 | 8,093 | 7,459 |
| Deposits with maturity period less than 3 months | 12 | 16,000 | 20,000 |
| Cash on hand | 12 | 407 | 145 |
| | | 25,432 | 28,620 |

Notes:

- The above Cash Flow Statement has been prepared under the "Indirect Method" as set out in Indian Accounting Standard (Ind AS) 7 on Statement of Cash Flow as notified under Companies (Accounts) Rules, 2015.
- The previous GAAP figures have been reclassified to conform to Ind AS presentation requirements for the purpose of this note. (Refer note 50).
- The above Statement of Cash flows should be read in conjunction with the accompanying notes.

As per our report of even date

For and on behalf of the Board of Directors

For Price Waterhouse
Firm Registration Number: 301112E
Chartered Accountants

Sharad Upasani
Chairman
DIN:01739334

Anil Khanna
Managing Director
DIN:01334483

Malcolm Monteiro
Director
DIN:00089757

Narendra Sarda
Director
DIN:03480129

Mehul Desai
Partner
Membership No. 103211

Air Marshal M. McMahon (Retd.)
Director
DIN:00234293

Yogesh Dhingra
Chief Financial Officer &
Chief Operating Officer

Tushar Gunderia
Company Secretary

Place: Mumbai
Date: May 5, 2017

Place: Mumbai
Date: May 5, 2017

**STANDALONE STATEMENT OF CHANGES IN EQUITY (SOCIE)
FOR THE YEAR ENDED MARCH 31, 2017**

A. Equity Share Capital (Refer note 17) in ₹ Lakhs

| | |
|-------------------------------------|--------------|
| Balance as at April 1, 2015 | 2,376 |
| Changes in equity share capital | - |
| Balance as at March 31, 2016 | 2,376 |
| Changes in equity share capital | - |
| Balance as at March 31, 2017 | 2,376 |

B. Other Equity (Refer note 18) in ₹ Lakhs

| | Reserves & Surplus | | | | Total |
|--|----------------------------|-----------------|------------------------------|-------------------|---------------|
| | Securities Premium Reserve | General Reserve | Debenture Redemption Reserve | Retained Earnings | |
| Balance as at April 1, 2015 | 3,475 | 6,193 | 972 | 20,939 | 31,579 |
| Profit for the year | - | - | - | 18,998 | 18,998 |
| Other comprehensive income | - | - | - | (153) | (153) |
| Total comprehensive income for the year | - | - | - | 18,845 | 18,845 |
| Transfer to/from other reserves | - | - | 2,333 | (2,333) | - |
| Transactions with owners in their capacity as owners: | | | | | |
| Dividend paid (including Dividend distribution tax) | - | - | - | (5,738) | (5,738) |
| Balance as at March 31, 2016 | 3,475 | 6,193 | 3,305 | 31,713 | 44,686 |

in ₹ Lakhs

| | Reserves & Surplus | | | | Total |
|--|----------------------------|-----------------|------------------------------|-------------------|---------------|
| | Securities Premium Reserve | General Reserve | Debenture Redemption Reserve | Retained Earnings | |
| Balance as at March 31, 2016 | 3,475 | 6,193 | 3,305 | 31,713 | 44,686 |
| Profit for the year | - | - | - | 13,957 | 13,957 |
| Other comprehensive income | - | - | - | (279) | (279) |
| Total comprehensive income for the year | - | - | - | 13,678 | 13,678 |
| Transfer to/from other reserves | - | - | 2,333 | (2,333) | - |
| Transactions with owners in their capacity as owners: | | | | | |
| Dividend paid (including Dividend distribution tax) | - | - | - | (8,568) | (8,568) |
| Balance as at March 31, 2017 | 3,475 | 6,193 | 5,638 | 34,490 | 49,796 |

The above Standalone Statement of Changes in Equity should be read in conjunction with the accompanying notes.

As per our report of even date

For Price Waterhouse
Firm Registration Number: 301112E
Chartered Accountants

Mehul Desai
Partner
Membership No. 103211

Place: Mumbai
Date: May 5, 2017

For and on behalf of the Board of Directors

Sharad Upasani
Chairman
DIN:01739334

Anil Khanna
Managing Director
DIN:01334483

Malcolm Monteiro
Director
DIN:00089757

Narendra Sarda
Director
DIN:03480129

Air Marshal M. McMahon (Retd.)
Director
DIN:00234293

Yogesh Dhingra
Chief Financial Officer &
Chief Operating Officer

Tushar Gunderia
Company Secretary

Place: Mumbai
Date: May 5, 2017

SCHEDULES

Notes forming part of the Standalone Financial Statements as of and for the year ended March 31, 2017

1 General Information

Blue Dart Express Limited ('the Company') is engaged in the business of integrated air and ground transportation and distribution of time sensitive packages to various destinations, primarily within India. The Company is a public limited company and its equity shares and debentures are listed on the Bombay Stock Exchange (BSE) and the National Stock Exchange (NSE).

2 Basis of preparation of financial statements

a. Statement of compliance

The financial statements of the Company comply with all aspects with Indian Accounting Standards (Ind AS) notified under Section 133 of the Companies Act, 2013 (the Act) [Companies (Indian Accounting Standards) Rules, 2015] and other relevant provisions of the Act.

The financial statements up to year ended March 31, 2016 were prepared in accordance with the accounting standards notified under Companies (Accounting Standard) Rules, 2006 (as amended) and other relevant provisions of the Act.

Accordingly, the transition to Ind AS has been carried out from these accounting principles generally accepted in India ("Indian GAAP") which is considered as the "Previous GAAP" for purposes of Ind AS 101- First time adoption of Indian Accounting Standards. An explanation of how the transition to Ind AS has affected the Company's equity and its net profit is provided in Note 48. These financial statements are the first financial statements of the Company under Ind AS.

All assets and liabilities have been classified as current or non-current as per the Company's normal operating cycle and other criteria set out in the Schedule III to the Companies Act, 2013. Based on the nature of services and the time between the rendering of services and their realisation in cash and cash equivalents, the Company has ascertained its operating cycle as 12 months for the purpose of current-non current classification of assets and liabilities.

b. Historical cost convention

The financial statements have been prepared on a historical cost basis, except for the following:

- (i) Certain financial assets and liabilities recognised at fair value (Refer note 3(o)).
- (ii) Defined benefit plans - plan assets measured at fair value (Refer note 29).

c. Use of estimates and judgements

The preparation of the financial statements in conformity with Ind AS requires management to make judgements, estimates and assumptions that affect the application of accounting policies and the reported amounts of assets, liabilities, income and expenses. Actual results may differ from these estimates. Estimates and underlying assumptions are reviewed on an ongoing basis. Revisions to accounting estimates are

recognised in the period in which the estimates are revised and in any future periods affected.

The areas involving critical estimates and judgements are:

- (i) Estimation of useful life of property, plant and equipment and intangibles assets (Refer note 3(a))
- (ii) Estimation of defined benefit obligation (Refer note 29)
- (iii) Estimation of current tax expense and receivable/payable (Refer note 8 and 37)
- (iv) Estimation of contingent liabilities (Refer note 41)
- (v) Estimation of deferred costs (Refer note 15)

3 Significant accounting policies

The accounting policies set out below have been applied consistently to all periods presented in these financial statements and in preparing the opening Ind AS balance sheet at April 1, 2015 for the purposes of the transition to Ind AS, unless otherwise stated.

a. Property, plant and equipment

Free hold land is carried at historical cost. All other items of Property, Plant and Equipment are at historical cost less depreciation. Historical cost includes expenditure that is directly attributable to the acquisition of the items.

Subsequent costs are included in the asset's carrying amount or recognised as a separate asset, as appropriate, only when it is probable that future economic benefits associated with the item will flow to the Company and the cost of the item can be measured reliably. The carrying amount of any component accounted for as a separate asset is derecognised when replaced. All other repairs and maintenance are charged to profit or loss during the reporting period in which they are incurred.

Capital work-in-progress represents Property, plant and equipment that are not yet ready for their intended use as at the balance sheet date.

Losses arising from the retirement of, and gains or losses arising from the disposal of Property, plant and equipment which are carried at cost are recognised in the Statement of Profit and Loss.

Transition to Ind AS

On transition to Ind AS, the Company has elected to continue with the carrying value of all of its property, plant and equipment recognised as at April 1, 2015 measured as per the previous GAAP and to use that carrying value as the deemed cost of the property, plant and equipment.

Depreciation

Depreciation on tangible assets is calculated on a straight-line basis as per the rates as prescribed under Schedule II of the

SCHEDULES

Notes forming part of the Standalone Financial Statements as of and for the year ended March 31, 2017

Companies Act, 2013, except in respect of the following assets where the estimated useful life of the assets is based on the technical evaluation. These have not undergone a change on account of transition to the Companies Act, 2013.

| | |
|------------------------|----------------------|
| Computers | 3 to 6 years |
| Leasehold Improvements | Over period of lease |

Estimated useful lives and depreciation methods are reviewed annually, taking into account commercial and technological obsolescence as well as normal wear and tear and adjusted prospectively, if appropriate.

Depreciation for assets purchased/sold during a year is proportionately charged. Individual assets costing upto Rs. 5,000 are depreciated over a period of one year from the date they have been put to use.

Intangible Assets:

Intangible assets are stated at acquisition cost net of accumulated amortisation. The Company capitalises identifiable costs relating to development of internally generated software and these are stated net off accumulated amortization.

Intangible assets under development comprise costs relating to development of software that are not yet ready for their intended use as at the balance sheet date.

Transition to Ind AS

On transition to Ind AS, the Company has elected to continue with the carrying value of all of its intangible assets recognised as at April 1, 2015 measured as per the previous GAAP and to use that carrying value as the deemed cost of intangible assets.

Amortisation

Computer software, other than internally generated, is amortised under straight line method over the estimated useful life of 6 years. Internally generated software is amortised using the straight-line method over a period of 10 years, based upon its estimated useful economic life.

b. Impairment of Assets

The Company assesses at each reporting date whether there is any indication that an asset (tangible or intangible) may be impaired. If any indication exists, the Company estimates the asset's recoverable amount. An asset's recoverable amount is the higher of an asset's or cash generating unit's (CGU) net selling price and its value in use. Where the carrying amount of an asset or CGU exceeds its recoverable amount, the asset is considered to be impaired and is written down to its recoverable amount. Impairment losses are recognised in the Statement of Profit and Loss. Assessment is also done at each Balance Sheet date as to whether there is any indication that

an impairment loss recognised for an asset in prior accounting periods may no longer exist or may have decreased and such reversal is recorded in the Statement of Profit and Loss.

c. Investments in Subsidiaries

The Company has accounted for its investments in subsidiaries at cost.

Transition to Ind AS

On transition to Ind AS, the Company has elected to continue with the carrying amount of all of its investments in subsidiaries as at April 1, 2015 measured as per the previous GAAP and to use that carrying amount as the deemed cost of the investments.

d. Inventories :

Inventories are stated at lower of cost and net realisable value.

Inventories primarily consist of packing and stationery consumables which are valued at cost (arrived at using First-in First-out basis).

e. Revenue Recognition

Service Charges:

Service charges for transportation of shipments are recognised as income when shipments are delivered and represent amounts invoiced, net of service tax and all discounts.

Interest Income:

Interest income is recognised using the effective interest rate method.

Dividend Income:

Dividend income is recognised when the right to receive the dividend is established.

f. Foreign Currency Transactions

Functional and Presentation currency

Items included in the financial statements of the Company are measured using the currency of the primary economic environment in which the entity operates ('the functional currency'). The financial statements are presented in Indian Rupee (INR), which is the Company's functional and presentation currency.

Transactions and balances

Foreign currency transactions are translated into functional currency using the exchange rates at the date of the transactions. Foreign exchange gains and losses resulting from the settlement of such transactions and from the translation of monetary assets and liabilities denominated in foreign currencies at year end exchange rates are generally recognised in the Statement of Profit and Loss.

SCHEDULES

Notes forming part of the Standalone Financial Statements as of and for the year ended March 31, 2017

Foreign exchange differences regarded as an adjustment to borrowing costs are presented in the Statement of Profit and Loss, within finance cost. All other foreign exchange gains and losses are presented in the Statement of Profit and Loss on a net basis within other gains/(losses).

Non-monetary items that are measured at fair value in a foreign currency are translated using the exchange rates at the date when the fair value was determined. Translation differences on assets and liabilities carried at fair value are reported as part of the fair value gain or loss.

g. Employee Benefits

(i) Short-term obligations

Liabilities for wages and salaries, including non-monetary benefits that are expected to be settled wholly within 12 months after the end of the period in which the employees render the related service are recognised in respect of employees' services up to the end of the reporting period and are measured at the amounts expected to be paid when the liabilities are settled. The liabilities are presented as current employee benefit obligations in the balance sheet.

Compensated absences:

Accumulated compensated absences, which are expected to be availed or encashed within 12 months from the end of the Balance Sheet date are treated as short term employee benefits. The liability in respect of compensated absences of short term nature is not actuarially valued and is provided on an estimated basis.

(ii) Other long-term employee benefit obligations

The liabilities for earned leave and sick leave are not expected to be settled wholly within 12 months after the end of the period in which the employees render the related service. They are therefore measured as the present value of expected future payments to be made in respect of services provided by employees up to the end of the reporting period using the projected unit credit method. The benefits are discounted using the market yields at the end of the reporting period that have terms approximating to the terms of the related obligation. Remeasurements as a result of experience adjustments and changes in actuarial assumptions are recognised in the Statement of Profit and Loss.

Accumulated compensated absences, which are expected to be availed or encashed beyond 12 months from the end of Balance Sheet date are treated as other long term employee benefits. The Company's liability is actuarially determined (using the Projected Unit Credit Method) at the end of each year. Actuarial losses/ gains are recognised in the Statement of Profit and Loss in the year in which they arise.

(iii) Post-employment obligations

The Company operates the following post-employment schemes:

- (a) Defined benefit plans such as gratuity
- (b) Defined contribution plans such as provident fund, super annuation fund, employee's state insurance funds and employee's pension scheme.

Defined Benefit Plans:

Gratuity:

The Company provides for gratuity, a defined benefit plan (the 'Gratuity Plan') covering eligible employees in accordance with the Payment of Gratuity Act, 1972. The Gratuity Plan provides a lump sum payment to vested employees at retirement, death, incapacitation or termination of employment, of an amount based on the respective employee's salary and the tenure of employment. The Company's liability is actuarially determined (using the Projected Unit Credit method) at the end of each year. Re-measurement of the net defined benefit liability, which comprise actuarial gains and losses, the return on plan assets (excluding interest) and the effect of the asset ceiling (if any, excluding interest), are recognised immediately in other comprehensive income (OCI).

Defined Contribution Plans:

Contribution towards Provident Fund for all employees are made to the regulatory authorities, where the Company has no further obligations. Such benefits are classified as Defined Contribution Schemes as the Company does not carry any further obligations, apart from the contributions made on a monthly basis.

Superannuation is classified as a defined contribution scheme of the Company. Contribution due towards Superannuation Fund for eligible employees is made to an insurance company, and the Company has no further obligation beyond making this payment.

The Company also contributes to State plans, namely Employee's State Insurance Fund and Employee's Pension Scheme 1995, and has no further obligation beyond making its contribution.

Company's contributions to the above funds are charged to the Statement of Profit and Loss for the year for which the contributions are due for payment.

(iv) Bonus plans

The Company recognises a liability and an expense for bonuses. The Company recognises a provision where contractually obliged or where there is a past practice that has created a constructive obligation.

SCHEDULES

Notes forming part of the Standalone Financial Statements as of and for the year ended March 31, 2017

h. Leases

Leases in which a significant portion of the risks and rewards of ownership are retained by the lessor are classified as operating leases. Operating lease rental payments are recognized as an expense in the Statement of Profit and Loss on a straight-line basis over the period of the lease unless the payments are structured to increase in line with expected general inflation to compensate for the lessor's expected inflationary cost increases.

i. Income Taxes

Income tax expense comprises current and deferred tax. It is recognised in the Statement of Profit and Loss except to the extent that it relates items recognised directly in equity or in OCI.

Current tax

Tax expense for the year, comprising current tax and deferred tax, are included in the determination of the net profit or loss for the year. Current tax is measured at the amount expected to be paid to the tax authorities in accordance with the taxation laws prevailing in the respective jurisdictions.

Current tax assets and current tax liabilities are offset only if there is a legally enforceable right to set off the recognised amounts, and it is intended to realise the asset and set off the liability on a net basis or simultaneously.

Deferred tax

Deferred tax is recognised in respect of temporary differences between the carrying amounts of assets or liabilities for financial reporting purposes and the amounts used for taxation purposes.

Deferred tax assets are recognised for unused tax losses, unused tax credits and deductible temporary differences to the extent that it is probable that future taxable profits will be available against which they can be used. Deferred tax assets are reviewed at each reporting date and are reduced to the extent that it is no longer probable that the related tax benefit will be realised; such reductions are subsequently reversed when it becomes probable that such assets will be realised.

Unrecognised deferred tax assets are reassessed at each reporting date and recognised to the extent that it has become probable that future taxable profits will be available against which they can be used. Deferred tax is measured at the tax rates that are expected to be applied to deferred tax assets when they are realised or deferred tax liabilities when they are settled, using tax rates enacted or substantively enacted at the reporting date.

The measurement of deferred tax reflects the tax consequences that would follow from the manner in which the Company expects, at the reporting date, to recover or settle the carrying

amount of its assets and liabilities. Deferred tax assets and liabilities are offset only if:

- a) the entity has a legally enforceable right to set off current tax assets against current tax liabilities; and
- b) the deferred tax assets and the deferred tax liabilities relate to income taxes levied by the same taxation authority on the same taxable entity.

j. Trade and other payables

These amounts represent liabilities for services provided to the Company prior to the end of financial year which are unpaid. The amounts are unsecured and are usually paid as per contractual terms. Trade and other payables are presented as current liabilities unless payment is not due within 12 months after the reporting period. They are recognised initially at their fair value and subsequently measured at amortised cost using the effective interest method.

k. Provisions

Provisions are recognised when the company has a present legal or constructive obligation as a result of a past events, it is probable that an outflow of resources will be required to settle the obligation and the amount can be reliably estimated. Provisions are not recognised for future operating losses.

Provisions are measured at present value of management's best estimate of the expenditure required to settle the present obligation at the end of the reporting period. The discount rate used to determine the present value pre-tax rate that reflect current market assessment of the time value of money and the risk specific to the liability.

l. Contingent Liabilities

Contingent liabilities are disclosed when there is a possible obligation arising from past events, the existence of which will be confirmed only by the occurrence or non occurrence of one or more uncertain future events not wholly within the control of the Company or a present obligation that arises from past events where it is either not probable that an outflow of resources will be required to settle or a reliable estimate of the amount cannot be made. Where there is a possible obligation or a present obligation and the likelihood of outflow of resources is remote, no provision or disclosure is made.

m. Cash and Cash Equivalents

In the cash flow statement, cash and cash equivalents include cash in hand, cheques in hand, demand deposits with banks and other short-term highly liquid investments with original maturities of three months or less. Bank overdrafts are shown within borrowings in current liabilities in the balance sheet.

n. Trade receivables

Trade receivables are recognised initially at fair value, less provision for impairment.

SCHEDULES

Notes forming part of the Standalone Financial Statements as of and for the year ended March 31, 2017

o. Financial instruments

A financial instrument is any contract that gives rise to a financial asset of one entity and a financial liability or equity instrument of another entity.

A. Financial assets

(i) Classification

The Company shall classify financial assets as subsequently measured at amortised cost, fair value through other comprehensive income or fair value through profit or loss on the basis of its business model for managing the financial assets and the contractual cash flow characteristics of the financial asset.

(ii) Measurement

All financial assets are recognised initially at fair value plus, in the case of financial assets not recorded at fair value through profit or loss, transaction costs that are attributable to the acquisition of the financial asset. Purchases or sales of financial assets that require delivery of assets within a time frame established by regulation or convention in the market place (regular way trades) are recognised on the trade date, i.e., the date that the Company commits to purchase or sell the asset.

The company has accounted for its investment in subsidiaries at cost.

(iii) Debt instruments at amortised cost

A 'debt instrument' is measured at the amortised cost if both the following conditions are met:

- a) The asset is held within a business model whose objective is to hold assets for collecting contractual cash flows, and
- b) Contractual terms of the asset give rise to cash flows on specified dates that are solely payments of principal and interest (SPPI) on the principal amount outstanding.

After initial measurement, such financial assets are subsequently measured at amortised cost using the effective interest rate (EIR) method. Amortised cost is calculated by taking into account any discount or premium and fees or costs that are an integral part of the EIR. The EIR amortisation is included in finance income in the Statement of Profit and Loss. The losses arising from impairment are recognised in the Statement of Profit and Loss.

Debt instruments included within the fair value through profit and loss (FVTPL) category are measured at fair value with all changes recognized in the Statement of Profit and Loss.

(iv) Derecognition

A financial asset is derecognised only when:

- (i) The company has transferred the rights to receive cash flows from the financial asset or
- (ii) Retains the contractual rights to receive the cash flows of the financial asset, but assumes a contractual obligation to pay the cash flows to one or more recipients.

Where the entity has transferred an asset, the Company evaluates whether it has transferred substantially all risks and rewards of ownership of the financial asset. In such cases, the financial asset is derecognised. Where the entity has not transferred substantially all risks and rewards of ownership of the financial asset, the financial asset is not derecognised.

Where the entity has neither transferred a financial asset nor retains substantially all risks and rewards of ownership of the financial asset, the financial asset is derecognised if the Company has not retained control of the financial asset. Where the Company retains control of the financial asset, the asset is continued to be recognised to the extent of continuing involvement in the financial asset.

(v) Impairment of financial assets

In accordance with Ind-AS 109, the Company applies expected credit loss (ECL) model for measurement and recognition of impairment loss on the following financial assets and credit risk exposure:

- a) Financial assets that are debt instruments and are measured at amortised cost e.g., loans, debt securities, deposits and bank balance
- b) Trade receivables

The Company follows 'simplified approach' for recognition of impairment loss allowance on:

- i) Trade receivables which do not contain a significant financing component
- ii) All lease receivables resulting from transactions

The application of simplified approach does not require the Company to track changes in credit risk. Rather, it recognises impairment loss allowance based on lifetime ECL at each reporting date, right from its initial recognition.

For recognition of impairment loss on other financial assets and risk exposure, the Company determines that whether there has been a significant increase in the credit risk since initial recognition. If credit risk has not increased significantly, 12-month ECL is used

SCHEDULES

Notes forming part of the Standalone Financial Statements as of and for the year ended March 31, 2017

to provide for impairment loss. However, if credit risk has increased significantly, lifetime ECL is used. If, in a subsequent period, credit quality of the instrument improves such that there is no longer a significant increase in credit risk since initial recognition, then the entity reverts to recognising impairment loss allowance based on 12-month ECL.

B. Financial liabilities

(i) Classification

The Company classifies all financial liabilities as subsequently measured at amortised cost, except for financial liabilities at fair value through Statement of Profit and Loss. Such liabilities, including derivatives that are liabilities, shall be subsequently measured at fair value.

(ii) Initial recognition and measurement

Financial liabilities are classified, at initial recognition, as financial liabilities at fair value through profit or loss, loans and borrowings, payables, or as derivatives designated as hedging instruments in an effective hedge, as appropriate.

All financial liabilities are recognised initially at fair value and, in the case of loans and borrowings and payables, net of directly attributable transaction costs.

The Company's financial liabilities include trade and other payables, loans and borrowings including bank overdrafts.

(iii) Financial liabilities at fair value through Statement of Profit and Loss

Financial liabilities at fair value through profit or loss include financial liabilities held for trading and financial liabilities designated upon initial recognition as at fair value through profit or loss. Financial liabilities are classified as held for trading if they are incurred for the purpose of repurchasing in the near term. This category also includes derivative financial instruments entered into by the Company that are not designated as hedging instruments in hedge relationships as defined by Ind-AS 109. Separated embedded derivatives are also classified as held for trading unless they are designated as effective hedging instruments.

Gains or losses on liabilities held for trading are recognised in the Statement of Profit and Loss.

Financial liabilities designated upon initial recognition at fair value through profit or loss are designated at the initial date of recognition, and only if the criteria in Ind-AS 109 are satisfied. For liabilities designated as fair value through Statement of Profit and Loss (FVTPL),

fair value gains/ losses attributable to changes in own credit risk are recognized in OCI. These gains/losses are not subsequently transferred to Statement of Profit and Loss. However, the Company may transfer the cumulative gain or loss within equity. All other changes in fair value of such liability are recognised in the Statement of Profit and Loss. The Company has not designated any financial liability as fair value through Statement of Profit and Loss.

(iv) Loans and borrowings

After initial recognition, interest-bearing loans and borrowings are subsequently measured at amortised cost using the EIR method. Gains and losses are recognised in Statement of Profit and Loss when the liabilities are derecognized.

Amortised cost is calculated by taking into account any discount or premium on acquisition and fees or costs that are an integral part of the EIR. The EIR amortisation is included as finance costs in the Statement of Profit and Loss.

(v) Derecognition

A financial liability is derecognised when the obligation under the liability is discharged or cancelled or expires. When an existing financial liability is replaced by another from the same lender on substantially different terms, or the terms of an existing liability are substantially modified, such an exchange or modification is treated as the derecognition of the original liability and the recognition of a new liability. The difference in the respective carrying amounts is recognised in the Statement of Profit and Loss.

(vi) Offsetting of financial instruments

Financial assets and financial liabilities are offset and the net amount is reported in the balance sheet if there is a currently enforceable legal right to offset the recognised amounts and there is an intention to settle on a net basis, to realise the assets and settle the liabilities simultaneously.

p. Fair value measurement

'Fair value' is the price that would be received to sell an asset or paid to transfer a liability in an orderly transaction between market participants at the measurement date in the principal or, in its absence, the most advantageous market to which the Company has access at that date. The fair value of a liability reflects its non-performance risk.

A number of the Company's accounting policies and disclosures require the measurement of fair values, for both financial and non-financial assets and liabilities. When one is available, the

SCHEDULES

Notes forming part of the Standalone Financial Statements as of and for the year ended March 31, 2017

Company measures the fair value of an instrument using the quoted price in an active market for that instrument. A market is regarded as active if transactions for the asset or liability take place with sufficient frequency and volume to provide pricing information on an ongoing basis. If there is no quoted price in an active market, then the Company uses valuation techniques that maximise the use of relevant observable inputs and minimise the use of unobservable inputs. The chosen valuation technique incorporates all of the factors that market participants would take into account in pricing a transaction.

If an asset or a liability measured at fair value has a bid price and an ask price, then the Company measures assets and long positions at a bid price and liabilities and short positions at an ask price.

The best evidence of the fair value of a financial instrument on initial recognition is normally the transaction price – i.e. the fair value of the consideration given or received.

q. Dividends

Provision is made for the amount of any dividend declared, being appropriately authorised and no longer at the discretion of the entity, on or before the end of the reporting period but not distributed at the end of the reporting period.

r. Earnings per share

(i) Basic earnings per share

Basic earnings per share is calculated by dividing:

- the profit attributable to owners of the Company
- by the weighted average number of equity shares outstanding during the financial year, adjusted for bonus elements in equity shares issued during the year and excluding treasury shares (Refer note 33).

(ii) Diluted earnings per share

Diluted earnings per share adjusts the figures used in the determination of basic earnings per share to take into account:

- the after income tax effect of interest and other financing costs associated with dilutive potential equity shares, and
- the weighted average number of additional equity shares that would have been outstanding assuming the conversion of all dilutive potential equity shares (Refer note 33).

s. Borrowing Costs

General and specific borrowing costs that are directly attributable to the acquisition, construction or production of a qualifying asset are capitalised during the period of time that is required to complete and prepare the asset for its intended use or sale. Qualifying assets are assets that necessarily take a substantial period of time to get ready for their intended use or sale.

Other borrowing costs are expensed in the period in which they are incurred.

t. Segment Information

Operating segments are reported in a manner consistent with the internal reporting provided to the chief operating decision maker. (Refer note 35).

u. Rounding of amounts

All amounts disclosed in the financial statements and notes have been rounded off to the nearest Lakhs as per the requirement of Schedule III, unless otherwise stated.

SCHEDULES

Notes forming part of the Standalone Financial Statements as of and for the year ended March 31, 2017

4. PROPERTY, PLANT AND EQUIPMENT

[Refer notes 3(a), 3(b), 31 and 40]

in ₹ Lakhs

| Description of Assets | GROSS BLOCK (At Cost) | | | | DEPRECIATION | | | | NET BLOCK |
|------------------------------|-------------------------------------|--------------|---------------------------|--------------------------------------|-------------------------------------|--------------|-------------------------|--------------------------------------|--------------------------------------|
| | Opening Balance as at April 1, 2016 | Additions | "Deductions/ Adjustments" | Closing Balance as at March 31, 2017 | Opening Balance as at April 1, 2016 | For the Year | Deductions/ Adjustments | Closing Balance as at March 31, 2017 | Closing Balance as at March 31, 2017 |
| Tangible Assets: | | | | | | | | | |
| Land - Freehold | 3,963 | - | - | 3,963 | - | - | - | - | 3,963 |
| Lease hold improvements | 452 | 49 | 1 | 500 | 52 | 155 | - | 207 | 293 |
| Buildings | 1,244 | 13 | - | 1,257 | 53 | 29 | - | 82 | 1,175 |
| Office Equipment | 2,196 | 538 | 105 | 2,629 | 338 | 403 | 5 | 736 | 1,893 |
| Electrical Equipment | 2,501 | 398 | (28) | 2,927 | 509 | 431 | 5 | 935 | 1,992 |
| Computers | 4,847 | 679 | 8 | 5,518 | 936 | 1,088 | 3 | 2,021 | 3,497 |
| Furniture and Fixtures | 5,175 | 522 | 4 | 5,693 | 819 | 842 | 3 | 1,658 | 4,035 |
| Vehicles | 121 | 64 | - | 185 | 32 | 32 | - | 64 | 121 |
| Material Handling Equipment | 1,430 | 78 | (39) | 1,547 | 85 | 129 | - | 214 | 1,333 |
| Machinery and Equipment | 560 | 41 | (20) | 621 | 204 | 186 | - | 390 | 231 |
| Total Tangible Assets | 22,489 | 2,382 | 31 | 24,840 | 3,028 | 3,295 | 16 | 6,307 | 18,533 |
| Capital work-in-progress | 281 | 316 | 306 | 291 | - | - | - | - | 291 |

| | | | | | | | | | |
|---|-----------|----------|-----------|----------|----------|----------|----------|----------|----------|
| Expenses capitalised in respect of above capital work-in-progress | | | | | | | | | |
| Employee benefit expenses | - | - | - | - | - | - | - | - | - |
| Other Expenses | 11 | - | 11 | - | - | - | - | - | - |
| Total | 11 | - | 11 | - | - | - | - | - | - |

4 (a). OTHER INTANGIBLE ASSETS

in ₹ Lakhs

| Description of Assets | GROSS BLOCK (At Cost) | | | | AMORTISATION | | | | NET BLOCK |
|-------------------------------------|-------------------------------------|--------------|-------------------------|--------------------------------------|-------------------------------------|--------------|-------------------------|--------------------------------------|--------------------------------------|
| | Opening Balance as at April 1, 2016 | Additions | Deductions/ Adjustments | Closing Balance as at March 31, 2017 | Opening Balance as at April 1, 2016 | For the Year | Deductions/ Adjustments | Closing Balance as at March 31, 2017 | Closing Balance as at March 31, 2017 |
| Intangible Assets: | | | | | | | | | |
| Computer Software | 4,164 | 1,114 | - | 5,278 | 754 | 858 | - | 1,612 | 3,666 |
| Internally Generated Software | 1,703 | - | - | 1,703 | 240 | 240 | - | 480 | 1,223 |
| Total Intangible Assets | 5,867 | 1,114 | - | 6,981 | 994 | 1,098 | - | 2,092 | 4,889 |
| Intangible Assets under development | 1,772 | 1,745 | 463 | 3,054 | - | - | - | - | 3,054 |

| | | | | | | | | | |
|--|--------------|--------------|------------|--------------|----------|----------|----------|----------|--------------|
| Expenses capitalised in respect of above Intangible Assets under development | | | | | | | | | |
| Employee benefit expenses | 952 | 1,006 | 120 | 1,838 | - | - | - | - | 1,838 |
| Other Expenses | 63 | 12 | - | 75 | - | - | - | - | 75 |
| Total | 1,015 | 1,018 | 120 | 1,913 | - | - | - | - | 1,913 |

Notes:

- As a prudent practice, Company has been depreciating full value of the assets, though the assets will have residual value and Companies Act, 2013, also allows upto 5% to be retained as a residual value.
- Deductions/Adjustments include reclassification from one category to another category of asset.

SCHEDULES

Notes forming part of the Standalone Financial Statements as of and for the year ended March 31, 2017

4. PROPERTY, PLANT AND EQUIPMENT

[Refer notes 3(a), 3(b), 31 and 40]

in ₹ Lakhs

| Description of Assets | GROSS BLOCK (At Cost) | | | | DEPRECIATION | | | NET BLOCK | |
|------------------------------|-------------------------------------|--------------|---------------------------|--------------------------------------|-------------------------------------|--------------|-------------------------|--------------------------------------|--------------------------------------|
| | Opening Balance as at April 1, 2015 | Additions | "Deductions/ Adjustments" | Closing Balance as at March 31, 2016 | Opening Balance as at April 1, 2015 | For the Year | Deductions/ Adjustments | Closing Balance as at March 31, 2016 | Closing Balance as at March 31, 2016 |
| Tangible Assets: | | | | | | | | | |
| Land - Freehold | 3,963 | - | - | 3,963 | - | - | - | - | 3,963 |
| Lease hold improvements | 452 | - | - | 452 | - | 52 | - | 52 | 400 |
| Buildings | 1,199 | 45 | - | 1,244 | - | 53 | - | 53 | 1,191 |
| Office Equipment | 1,195 | 1,009 | 8 | 2,196 | - | 338 | - | 338 | 1,858 |
| Electrical Equipment | 1,834 | 675 | 8 | 2,501 | - | 509 | - | 509 | 1,992 |
| Computers | 3,068 | 1,798 | 19 | 4,847 | - | 936 | - | 936 | 3,911 |
| Furniture and Fixtures | 3,754 | 1,422 | 1 | 5,175 | - | 819 | - | 819 | 4,356 |
| Vehicles | 129 | 0* | 8 | 121 | - | 32 | - | 32 | 89 |
| Material Handling Equipment | 664 | 750 | (16) | 1,430 | - | 85 | - | 85 | 1,345 |
| Machinery and Equipment | 499 | 62 | 1 | 560 | - | 204 | - | 204 | 356 |
| Total Tangible Assets | 16,757 | 5,761 | 29 | 22,489 | - | 3,028 | - | 3,028 | 19,461 |
| Capital work-in-progress | 486 | 233 | 438 | 281 | - | - | - | - | 281 |

| | | | | | | | | | |
|---|----------|-----------|----------|-----------|----------|----------|----------|----------|-----------|
| Expenses capitalised in respect of above capital work-in-progress | | | | | | | | | |
| Employee benefit expenses | - | - | - | - | - | - | - | - | - |
| Other Expenses | - | 11 | - | 11 | - | - | - | - | 11 |
| Total | - | 11 | - | 11 | - | - | - | - | 11 |

4 (a). OTHER INTANGIBLE ASSETS

in ₹ Lakhs

| Description of Assets | GROSS BLOCK (At Cost) | | | | AMORTISATION | | | NET BLOCK | |
|-------------------------------------|-------------------------------------|--------------|-------------------------|--------------------------------------|-------------------------------------|--------------|-------------------------|--------------------------------------|--------------------------------------|
| | Opening Balance as at April 1, 2015 | Additions | Deductions/ Adjustments | Closing Balance as at March 31, 2016 | Opening Balance as at April 1, 2015 | For the Year | Deductions/ Adjustments | Closing Balance as at March 31, 2016 | Closing Balance as at March 31, 2016 |
| Intangible Assets: | | | | | | | | | |
| Computer Software | 2,810 | 1,354 | - | 4,164 | - | 754 | - | 754 | 3,410 |
| Internally Generated Software | 1,703 | - | - | 1,703 | - | 240 | - | 240 | 1,463 |
| Total Intangible Assets | 4,513 | 1,354 | - | 5,867 | - | 994 | - | 994 | 4,873 |
| Intangible Assets under development | 2,054 | 482 | 764 | 1,772 | - | - | - | - | 1,772 |

| | | | | | | | | | |
|--|------------|------------|----------|--------------|----------|----------|----------|----------|--------------|
| Expenses capitalised in respect of above Intangible Assets under development | | | | | | | | | |
| Employee benefit expenses | 660 | 292 | - | 952 | - | - | - | - | 952 |
| Other Expenses | 53 | 10 | - | 63 | - | - | - | - | 63 |
| Total | 713 | 302 | - | 1,015 | - | - | - | - | 1,015 |

* Amount is below the rounding off norm adopted by the Company.

Notes:

- As a prudent practice, Company has been depreciating full value of the assets, though the assets will have residual value and Companies Act, 2013, also allows upto 5% to be retained as a residual value.
- Deductions/Adjustments include reclassification from one category to another category of asset.

SCHEDULES

Notes forming part of the Standalone Financial Statements as of and for the year ended March 31, 2017

| Note : | | | | | | | | | | | | | |
|--|-----------------|-------------------------|-----------|------------------|----------------------|-----------|------------------------|----------|-----------------------------|-------------------------|-------------------|-------------------------------|--------|
| The Company has availed the deemed cost exemption in relation to the property plant and equipment on the date of transition and hence the net block carrying amount has been considered as the gross block carrying amount on that date. Refer note below for the gross block value and the accumulated depreciation on April 1, 2015 under the previous GAAP. | | | | | | | | | | | | | |
| DESCRIPTION | Land - Freehold | Lease hold improvements | Buildings | Office Equipment | Electrical Equipment | Computers | Furniture and Fixtures | Vehicles | Material Handling Equipment | Machinery and Equipment | Computer Software | Internally Generated Software | Total |
| Gross Block | 3,963 | 452 | 1,749 | 2,330 | 4,115 | 7,694 | 7,090 | 340 | 876 | 1,230 | 5,647 | 2,397 | 37,883 |
| Accumulated Depreciation | - | - | 550 | 1,135 | 2,281 | 4,626 | 3,336 | 211 | 212 | 731 | 2,837 | 694 | 16,613 |
| Net Block | 3,963 | 452 | 1,199 | 1,195 | 1,834 | 3,068 | 3,754 | 129 | 664 | 499 | 2,810 | 1,703 | 21,270 |

| | As at March 31, 2017 in ₹ Lakhs | As at March 31, 2016 in ₹ Lakhs | As at April 1, 2015 in ₹ Lakhs |
|---|---------------------------------------|---------------------------------------|--------------------------------------|
| 5 NON-CURRENT INVESTMENTS | | | |
| Trade investments | | | |
| [Refer note 3(c)] | | | |
| Investment in unquoted equity instruments (Fully paid up) | | | |
| Investment in Subsidiaries | | | |
| 24,000,000 (March 31, 2016 - 17,760,000, April 1, 2015- 11,760,000) equity shares of Rs. 10 each in Blue Dart Aviation Limited (Refer note 46) | 14,260 | 7,199 | 1,831 |
| 1,10,000 (March 31, 2016 - 1,10,000, April 1, 2015- 1,10,000) equity shares of Rs. 10 each fully paid up in Concorde Air Logistics Limited | 146 | 146 | 146 |
| Total | 14,406 | 7,345 | 1,977 |
| Aggregate amount of unquoted investments | 14,406 | 7,345 | 1,977 |
| 6 (a) NON-CURRENT LOANS | | | |
| (Unsecured, considered good, unless otherwise stated) | | | |
| Loans to Subsidiary (Refer note 42) | 2,996 | 5,437 | 9,348 |
| Total | 2,996 | 5,437 | 9,348 |
| 6 (b) CURRENT LOANS | | | |
| (Unsecured, considered good, unless otherwise stated) | | | |
| Loans to Subsidiary (Refer note 42) | 2,441 | 3,911 | 3,208 |
| Loans and advances to employees | 106 | 81 | 40 |
| Total | 2,547 | 3,992 | 3,248 |
| 7 OTHER NON-CURRENT FINANCIAL ASSETS | | | |
| Margin money deposit | 29 | 29 | 29 |
| Long term deposits with banks with maturity period more than 12 months | 98 | 84 | 29 |
| Advances | | | |
| Aircraft Payload Deposit to Subsidiary | 2,049 | 2,049 | 1,861 |
| Deposits | 4,887 | 4,011 | 3,423 |
| Total | 7,063 | 6,173 | 5,342 |

SCHEDULES

Notes forming part of the Standalone Financial Statements as of and for the year ended March 31, 2017

| | As at March 31, 2017 in ₹ Lakhs | As at March 31, 2016 in ₹ Lakhs | As at April 1, 2015 in ₹ Lakhs |
|---|---------------------------------------|---------------------------------------|--------------------------------------|
| 8 NON-CURRENT TAX ASSETS (NET) | | | |
| Opening balance | 692 | 957 | 939 |
| Less: Current tax payable for the year | 7,850 | 9,789 | 7,244 |
| Add: Taxes paid | 8,090 | 9,524 | 7,262 |
| Closing balance | 932 | 692 | 957 |
| Advance income tax | 56,168 | 48,078 | 38,554 |
| Provision for tax | 55,236 | 47,386 | 37,597 |
| Advance income tax (Net of provision for tax) | 932 | 692 | 957 |
| 9 OTHER NON-CURRENT ASSETS | | | |
| Capital advances | 207 | 283 | 452 |
| Prepaid expenses | 377 | 545 | 741 |
| Total | 584 | 828 | 1,193 |
| 10 INVENTORIES [Refer note 3(d)] | | | |
| Packing and Stationery Consumables | 553 | 518 | 395 |
| Total | 553 | 518 | 395 |
| 11 TRADE RECEIVABLES [Refer note 3(n)] (Unsecured, considered good) | | | |
| Trade receivables | 34,278 | 27,415 | 23,379 |
| Receivables from related parties [Refer note 38(E)(i)] | 1,697 | 1,720 | 3,152 |
| Total | 35,975 | 29,135 | 26,531 |
| 12 CASH AND CASH EQUIVALENTS | | | |
| Cheques and Drafts on hand | 932 | 1,016 | 1,064 |
| Balances with banks: | | | |
| In current accounts* | 8,093 | 7,459 | 7,845 |
| Deposits with maturity period less than 3 months | 16,000 | 20,000 | 7,400 |
| Cash on hand | 407 | 145 | 197 |
| Total | 25,432 | 28,620 | 16,506 |
| * Bank balances in current account include collections on "Cash on Delivery" shipments held on behalf of customers. (Refer note 24) | 4,262 | 3,889 | 3,978 |
| 13 BANK BALANCES OTHER THAN ABOVE | | | |
| Unpaid dividend accounts | 74 | 63 | 57 |
| Unpaid interest accounts | 37 | 22 | - |
| Total | 111 | 85 | 57 |

SCHEDULES

Notes forming part of the Standalone Financial Statements as of and for the year ended March 31, 2017

| | As at March 31, 2017 in ₹ Lakhs | As at March 31, 2016 in ₹ Lakhs | As at April 1, 2015 in ₹ Lakhs |
|--|---------------------------------------|---------------------------------------|--------------------------------------|
| 14 OTHER CURRENT FINANCIAL ASSETS | | | |
| (Unsecured, considered good) | | | |
| Interest accrued on Deposits | 11 | 71 | 39 |
| Octroi Recoverable | 2,870 | 1,447 | 869 |
| Others | 1,830 | 1,539 | 1,478 |
| Total | 4,711 | 3,057 | 2,386 |
| 15 OTHER CURRENT ASSETS | | | |
| Deferred costs (Refer note below) | 738 | 800 | 782 |
| Prepaid expenses | 1,452 | 1,588 | 1,681 |
| Balances with Government Authorities | 894 | 765 | 540 |
| | 3,084 | 3,153 | 3,003 |
| Note: Deferred costs represent costs pertaining to undelivered shipments as at the reporting date. | | | |
| 16 ASSETS CLASSIFIED AS HELD FOR SALE | | | |
| Assets held for disposal (Refer note below) | - | - | 438 |
| Total | - | - | 438 |

As at March 31, 2015, the Company had decided to sell its aircraft and aircraft components accordingly the aircraft and its components had been classified as 'held for sale' in the balance sheet and valued at the lower of the book and net realization value.

| | | | |
|--|--------------|--------------|--------------|
| 17 EQUITY SHARE CAPITAL | | | |
| Authorised | | | |
| 40,000,000 equity shares (March 31, 2016: 40,000,000 and April 1, 2015: 40,000,000) of ₹ 10 each | 4,000 | 4,000 | 4,000 |
| Issued, Subscribed and Paid up | | | |
| 23,727,934 equity shares (March 31, 2016 : 23,727,934 and April 1, 2015 : 23,727,934) of ₹ 10 each fully paid-up | 2,373 | 2,373 | 2,373 |
| Add: Forfeited Shares | 3 | 3 | 3 |
| Total | 2,376 | 2,376 | 2,376 |

a. Reconciliation of the number of shares

| | As at March 31, 2017 | | As at March 31, 2016 | | As at April 1, 2015 | |
|---|----------------------|------------------------|----------------------|------------------------|---------------------|------------------------|
| | Number of shares | Amount (₹ In Lakhs) | Number of shares | Amount (₹ In Lakhs) | Number of shares | Amount (₹ In Lakhs) |
| Balance as at the beginning of the year | 2,37,27,934 | 2,373 | 2,37,27,934 | 2,373 | 2,37,27,934 | 2,373 |
| Additions/Deletions during the year | - | - | - | - | - | - |
| Balance as at the end of the year | 2,37,27,934 | 2,373 | 2,37,27,934 | 2,373 | 2,37,27,934 | 2,373 |

SCHEDULES

Notes forming part of the Standalone Financial Statements as of and for the year ended March 31, 2017

b. Rights, preferences and restrictions attached to equity shares

The Company has only one class of equity shares having a par value of ₹ 10 per share. Every share holder is entitled to participate in dividends. Each shareholder of equity shares is entitled to one vote per share.

The Company declares and pays dividend in Indian Rupees. The dividend proposed by the Board of Directors is subject to the approval of the shareholders in the ensuing Annual General Meeting, except in case of interim dividend which is approved by the Board of Directors.

In the event of liquidation, the equity share holders are eligible to receive the remaining assets of the Company after distribution of all preferential amounts, in proportion to their share holding.

c. Shares held by Holding Company

Out of the above equity shares issued by the Company, shares held by the Holding Company:

| | As at March 31, 2017 in ₹ Lakhs | As at March 31, 2016 in ₹ Lakhs | As at April 1, 2015 in ₹ Lakhs |
|--|---------------------------------------|---------------------------------------|--------------------------------------|
| DHL Express (Singapore) Pte. Limited, Singapore the Holding Company 17,795,950 (March 31, 2016: 17,795,950 and April 1, 2015: 17,795,950) equity shares of ₹ 10 each fully paid up | 1,780 | 1,780 | 1,780 |

d. Details of shares held by shareholders holding more than 5% of the aggregate shares in the Company

| | As at March 31, 2017 | | As at March 31, 2016 | | As at April 1, 2015 | |
|--|----------------------|--------|----------------------|--------|---------------------|--------|
| | Number of shares | % | Number of shares | % | Number of shares | % |
| DHL Express (Singapore) Pte. Limited, Singapore | 17,795,950 | 75.00% | 17,795,950 | 75.00% | 17,795,950 | 75.00% |
| Derive Trading Private Limited (along with persons acting in concert) | 1,268,696 | 5.35% | 1,268,696 | 5.35% | 1,270,147 | 5.35% |

18 OTHER EQUITY

Reserves and Surplus

| | As at March 31, 2017 in ₹ Lakhs | As at March 31, 2016 in ₹ Lakhs | As at April 1, 2015 in ₹ Lakhs |
|------------------------------|---------------------------------------|---------------------------------------|--------------------------------------|
| Securities Premium Reserve | 3,475 | 3,475 | 3,475 |
| General Reserve | 6,193 | 6,193 | 6,193 |
| Debenture Redemption Reserve | 5,638 | 3,305 | 972 |
| Retained earnings | 34,490 | 31,713 | 20,939 |
| Total | 49,796 | 44,686 | 31,579 |

Securities Premium Reserve

| | | |
|--|--------------|--------------|
| Balance as at the beginning and end of the year | 3,475 | 3,475 |
|--|--------------|--------------|

General Reserve

| | | |
|--|--------------|--------------|
| Balance as at the beginning and end of the year | 6,193 | 6,193 |
|--|--------------|--------------|

SCHEDULES

Notes forming part of the Standalone Financial Statements as of and for the year ended March 31, 2017

| | As at March 31, 2017 in ₹ Lakhs | As at March 31, 2016 in ₹ Lakhs |
|--|---------------------------------------|---------------------------------------|
| Debenture Redemption Reserve | | |
| Balance as at the beginning of the year | 3,305 | 972 |
| Add: Transferred from Retained Earnings during the year | 2,333 | 2,333 |
| | 5,638 | 3,305 |
| Retained Earnings | | |
| Balance as at the beginning of the year | 31,713 | 20,939 |
| Add: Profit for the year | 13,957 | 18,998 |
| Less: Appropriations | | |
| Dividend (including dividend distribution tax) | 8,568 | 5,738 |
| Transfer to Debenture Redemption Reserve | 2,333 | 2,333 |
| Items of other comprehensive income recognised directly in retained earnings: | | |
| Actuarial loss arising from remeasurements of post employment benefit obligation, net of tax | 279 | 153 |
| Balance as at the end of the year | 34,490 | 31,713 |
| Total | 49,796 | 44,686 |

Nature and purpose of reserves:

Securities Premium Reserve

Securities Premium reserve is used to record the premium on shares. The reserve is utilised in accordance with the provisions of the Act.

Debenture Redemption Reserve

The Company is required to create a debenture redemption reserve, out of the profits which are available for payment of dividend, for the purpose of redemption of debentures. The Company has created a Debenture Redemption Reserve amounting to ₹ 5,638 Lakhs, ₹ 3,305 Lakhs and ₹ 972 Lakhs as on March 31, 2017, March 31, 2016 and April 1, 2015 respectively as per the requirements of the Act and in accordance with the clarifications given by the Ministry of Corporate Affairs.

During the year ended March 31, 2015, the Company had issued and allotted 166,095,538 nos. of Series I, 94,911,736 nos. of Series II and 71,183,802 nos. of Series III, Unsecured Redeemable Non-convertible Fully Paid Debentures of ₹ 10 each by way of Bonus, aggregating to ₹ 33,219 Lakhs to its shareholders by appropriating the Surplus in the Statement of Profit and Loss (Retained earning as per Ind AS) through a Scheme of Arrangement (Scheme) approved by Hon'ble High Court of Mumbai and other relevant authorities.

| | As at March 31, 2017 In ₹ Lakhs | As at March 31, 2016 In ₹ Lakhs | As at April 1, 2015 In ₹ Lakhs |
|---|---------------------------------------|---------------------------------------|--------------------------------------|
| 19 NON CURRENT FINANCIAL LIABILITY- BORROWINGS | | | |
| Unsecured Non Convertible Debentures | | | |
| Unsecured Debentures (Series III) | 7,118 | 7,118 | 7,118 |
| Unsecured Debentures (Series II) | 9,491 | 9,491 | 9,491 |
| Unsecured Debentures (Series I) (Refer note 22) | - | 16,610 | 16,610 |
| Total | 16,609 | 33,219 | 33,219 |

All the above Debentures series (I, II and III) were issued on November 21, 2014 and the redemption period for the said series I, II and III is 36 months, 48 months and 60 months respectively from the date of allotment.

The Company has accrued and paid interest on the said Debentures for the period from April 1, 2016 to March 31, 2017 aggregating to Rs 3,113 Lakhs (Previous year Rs. 3,113 Lakhs). Rate of interest for Debenture series I is 9.30%, for series II is 9.40% and for series III is 9.50%.

SCHEDULES

Notes forming part of the Standalone Financial Statements as of and for the year ended March 31, 2017

Terms of repayment and rate of interest for unsecured borrowings:

(Refer note 19 above and 22)

| Particulars | As at March 31, 2017 | | |
|---|------------------------|-----------------------|---------------------|
| | Amount (in ₹ Lakhs) | Terms of Repayment | Rate of Interest |
| Unsecured Debentures (Series III) | 7,118 | 20-Nov-19 | 9.50% |
| Unsecured Debentures (Series II) | 9,491 | 20-Nov-18 | 9.40% |
| Unsecured Debentures (Series I) | 16,610 | 20-Nov-17 | 9.30% |
| Total interest-bearing liabilities | 33,219 | | |

| Particulars | As at March 31, 2016 | | |
|---|------------------------|-----------------------|---------------------|
| | Amount (in ₹ Lakhs) | Terms of Repayment | Rate of Interest |
| Unsecured Debentures (Series III) | 7,118 | 20-Nov-19 | 9.50% |
| Unsecured Debentures (Series II) | 9,491 | 20-Nov-18 | 9.40% |
| Unsecured Debentures (Series I) | 16,610 | 20-Nov-17 | 9.30% |
| Total interest-bearing liabilities | 33,219 | | |

| Particulars | As at April 1, 2015 | | |
|---|------------------------|-----------------------|---------------------|
| | Amount (in ₹ Lakhs) | Terms of Repayment | Rate of Interest |
| Unsecured Debentures (Series III) | 7,118 | 20-Nov-19 | 9.50% |
| Unsecured Debentures (Series II) | 9,491 | 20-Nov-18 | 9.40% |
| Unsecured Debentures (Series I) | 16,610 | 20-Nov-17 | 9.30% |
| Total interest-bearing liabilities | 33,219 | | |

| | As at March 31, 2017 in ₹ Lakhs | As at March 31, 2016 in ₹ Lakhs | As at April 1, 2015 in ₹ Lakhs |
|--|---------------------------------------|---------------------------------------|--------------------------------------|
| 20 (a) NON-CURRENT EMPLOYEE BENEFIT OBLIGATIONS | | | |
| Provision for employee benefits: | | | |
| Provision for Gratuity [Refer notes 3(g), 3(k) and 29] | - | - | 223 |
| Provision for Compensated Absences [Refer notes 3(g), 3(k) and 29] | 1,857 | 1,444 | 1,227 |
| Other employee benefits payable | 677 | 333 | - |
| Total | 2,534 | 1,777 | 1,450 |
| 20 (b) CURRENT EMPLOYEE BENEFIT OBLIGATIONS | | | |
| Provision for employee benefits: | | | |
| Provision for Gratuity [Refer notes 3(g), 3(k) and 29] | 911 | 667 | 749 |
| Provision for Compensated Absences [Refer notes 3(g), 3(k) and 29] | 501 | 415 | 357 |
| Other employee benefits payable | 4,206 | 3,854 | 1,532 |
| Total | 5,618 | 4,936 | 2,638 |

SCHEDULES

Notes forming part of the Standalone Financial Statements as of and for the year ended March 31, 2017

| | As at March 31, 2017 in ₹ Lakhs | As at March 31, 2016 in ₹ Lakhs | As at April 1, 2015 in ₹ Lakhs |
|---|---------------------------------------|---------------------------------------|--------------------------------------|
| 21 DEFERRED TAX LIABILITIES (NET) | | | |
| [Refer note 3(i) and 37(c)] | | | |
| Deferred Tax Liability | | | |
| Property, Plant and Equipment | 1,751 | 1,971 | 1,893 |
| Others | - | 313 | - |
| Gross Deferred Tax Liability | 1,751 | 2,284 | 1,893 |
| Deferred Tax Assets | | | |
| Provision for Compensated Absences | 816 | 643 | 538 |
| Provision for Bonus | 267 | 253 | 88 |
| Provision for Gratuity | 315 | 231 | 330 |
| Others | 204 | 760 | 667 |
| Gross Deferred Tax Assets | 1,602 | 1,887 | 1,623 |
| Total | 149 | 397 | 270 |
| 22 CURRENT FINANCIAL LIABILITY - BORROWINGS | | | |
| Unsecured Non Convertible Debentures | | | |
| Unsecured Debentures (Series I) (Refer note 19) | 16,610 | - | - |
| Total | 16,610 | - | - |
| 23 TRADE PAYABLES [Refer note 3(j)] | | | |
| Trade Payables: | | | |
| Total outstanding dues of micro enterprises and small enterprises (Refer note 39) | 269 | 215 | 181 |
| Total outstanding dues of creditors other than micro enterprises and small enterprises: | | | |
| Trade payables other than related parties | 12,013 | 8,447 | 7,406 |
| Trade payables to related parties [Refer note 38(E)(i)] | 3,137 | 5,518 | 4,111 |
| Other payables | 6,794 | 6,276 | 5,180 |
| Total | 22,213 | 20,456 | 16,878 |
| 24 OTHER CURRENT FINANCIAL LIABILITIES | | | |
| Unpaid Dividend (Refer note below) | 74 | 63 | 57 |
| Unpaid Interest (Refer note below) | 37 | 22 | - |
| Payables towards 'Cash on Delivery' shipments (Refer note 12) | 6,569 | 5,177 | 4,964 |
| Trade Deposits | 1,448 | 1,432 | 1,208 |
| Total | 8,128 | 6,694 | 6,229 |

Note: There are no amounts due for payment to the Investor Education and Protection Fund under Section 125 of the Companies Act, 2013 as at the respective year ends.

SCHEDULES

Notes forming part of the Standalone Financial Statements as of and for the year ended March 31, 2017

| | As at March 31, 2017 in ₹ Lakhs | As at March 31, 2016 in ₹ Lakhs | As at April 1, 2015 in ₹ Lakhs |
|--|---------------------------------------|--|--|
| 25 OTHER CURRENT LIABILITIES | | | |
| Statutory dues (including Provident Fund, Service Tax, Employees State Insurance and Tax Deducted at Source) | 1,128 | 881 | 552 |
| Total | 1,128 | 881 | 552 |
| | | | |
| | | Year ended March 31, 2017 in ₹ Lakhs | Year ended March 31, 2016 in ₹ Lakhs |
| 26 REVENUE FROM OPERATIONS | | | |
| Service charges [Refer note 3(e)] | | 268,087 | 255,192 |
| Total | | 268,087 | 255,192 |
| | | | |
| 27 OTHER INCOME | | | |
| Dividend from Mutual Funds | | 418 | 775 |
| Interest on Loans/Inter corporate deposits to Subsidiary [Refer note 3(e)] | | 982 | 1,121 |
| Interest on deposits with banks [Refer note 3(e)] | | 620 | 143 |
| Interest from others [Refer note 3(e)] | | - | 124 |
| Unwinding interest on Payload Deposit and Lease Deposit | | 504 | 548 |
| Net Gain on Foreign Currency Transactions and Translation | | 16 | 62 |
| Miscellaneous income | | 242 | 284 |
| Total | | 2,782 | 3,057 |
| | | | |
| 28 FREIGHT, HANDLING AND SERVICING COSTS (Net) | | | |
| Aircraft charter costs | | 60,846 | 57,771 |
| Domestic network operating costs | | 67,243 | 60,098 |
| International servicing charges | | 12,180 | 11,407 |
| Commercial airlift charges | | 15,706 | 16,672 |
| Handling and clearing charges | | 7,567 | 7,194 |
| Printing, stationery and consumables | | 4,252 | 4,036 |
| Total | | 167,794 | 157,178 |
| | | | |
| 29 EMPLOYEE BENEFITS EXPENSE [Refer note 3(g)] | | | |
| Salaries, Bonus and Leave Encashment | | 36,824 | 34,397 |
| Contribution to Provident and other funds | | 2,061 | 1,801 |
| Gratuity | | 485 | 439 |
| Staff welfare expenses | | 3,265 | 2,895 |
| Total | | 42,635 | 39,532 |

SCHEDULES

Notes forming part of the Standalone Financial Statements as of and for the year ended March 31, 2017

The Company has classified the various employee benefits provided to employees as under:

I Defined Contribution Plans

- a. Superannuation Fund
- b. State Defined Contribution Plans
 - i. Employers' Contribution to Employee's State Insurance
 - ii. Employers' Contribution to Employee's Pension Scheme 1995

During the year, the Company has recognised the following amounts in the Statement of Profit and Loss under "Contribution to Provident and other funds" -

| | Year ended March 31, 2017 in ₹ Lakhs | Year ended March 31, 2016 in ₹ Lakhs |
|---|--|--|
| - Employers' Contribution to Provident Fund | 601 | 510 |
| - Employers' Contribution to Superannuation Fund | 95 | 87 |
| - Employers' Contribution to Employee's State Insurance | 363 | 335 |
| - Employers' Contribution to Employee's Pension Scheme 1995 | 814 | 733 |

II Defined Benefit Plans

I. Gratuity:

A) The amounts recognised in the balance sheet and the movements in the net defined benefit obligation over the year are as follows:

| | Present value of obligation | Fair value of plan assets | Net defined benefit (asset) /liability |
|--|--------------------------------|------------------------------|---|
| Balance as on April 1, 2016 | 5,130 | (4,463) | 667 |
| Interest Cost | 409 | - | 409 |
| Current Service Cost | 432 | - | 432 |
| Expected Return on Plan Assets | - | (356) | (356) |
| Total amount recognised in Statement of Profit and Loss | 841 | (356) | 485 |
| Remeasurements | | | |
| (Gain)/loss from change in financial assumptions | 160 | - | 160 |
| Experience (gain)/losses | 271 | (5) | 266 |
| Total amount recognised in other comprehensive income | 431 | (5) | 426 |
| Benefits Paid | (143) | 143 | - |
| Contributions | - | (667) | (667) |
| Balance as on March 31, 2017 | 6,259 | (5,348) | 911 |
| Balance as on April 1, 2015 | 4,358 | (3,386) | 972 |
| Interest Cost | 352 | - | 352 |
| Current Service Cost | 360 | - | 360 |
| Expected Return on Plan Assets | - | (273) | (273) |
| Total amount recognised in Statement of Profit and Loss | 712 | (273) | 439 |
| Remeasurements | | | |
| (Gain)/loss from change in demographic assumptions | - | (73) | (73) |

SCHEDULES

Notes forming part of the Standalone Financial Statements as of and for the year ended March 31, 2017

| | | | |
|--|--------------|----------------|------------|
| (Gain)/loss from change in financial assumptions | 59 | - | 59 |
| Experience (gain)/losses | 245 | - | 245 |
| Total amount recognised in other comprehensive income | 304 | (73) | 231 |
| Benefits Paid | (244) | 244 | - |
| Contributions | - | (975) | (975) |
| Balance as on March 31, 2016 | 5,130 | (4,463) | 667 |

| | As at March 31, 2017 in ₹ Lakhs | As at March 31, 2016 in ₹ Lakhs | As at April 1, 2015 in ₹ Lakhs |
|--|---------------------------------------|---------------------------------------|--------------------------------------|
| B) Reconciliation of Present Value of Defined Benefit Obligation and the Fair value of Assets | | | |
| Present Value of funded obligation as at the year end | 6,259 | 5,130 | 4,358 |
| Fair Value of Plan Assets as at the end of the year | 5,348 | 4,463 | 3,386 |
| Funded Status | (911) | (667) | (972) |
| Present Value of unfunded Obligation as at the year end | (911) | (667) | (972) |
| Unrecognised Actuarial (gains)/losses | NIL | NIL | NIL |
| Unfunded Net Liability Recognised in Balance Sheet | 911 | (667) | (972) |
| C) Amount recognised in the Balance Sheet | | | |
| Present Value of Obligation at the end of the year | (6,259) | (5,130) | (4,358) |
| Fair value of plan assets at the end of the year | 5,348 | 4,463 | 3,386 |
| Liability recognised in the Balance Sheet | (911) | (667) | (972) |

- D) i) Valuations in respect of Gratuity has been carried out by an independent actuary, as at the Balance sheet date, based on the following assumptions:

| | As at March 31, 2017 | As at March 31, 2016 | As at April 1, 2015 |
|---|-------------------------|-------------------------|------------------------|
| Discount Rate and Rate of Return on Plan Assets (per annum) | 7.74% | 7.97% | 8.07% |
| Rate of increase in Compensation levels (refer note below) | 7.25% | 7.25% | 7.25% |

Note: The estimates of future salary increases, considered in actuarial valuation, takes into account, inflation, seniority, promotions and other relevant factors, such as demand and supply in the employment market.

ii) **Sensitivity analysis**

Reasonably possible changes at the reporting date to one of the relevant actuarial assumptions, holding other assumptions constant, would have affected the defined benefit obligation by the amounts shown below.

| | Impact on defined benefit obligation (In ₹ Lakhs) | | | |
|--|---|----------|----------------------|----------|
| | As at March 31, 2017 | | As at March 31, 2016 | |
| | Increase | Decrease | Increase | Decrease |
| Discount Rate (0.5 % movement) | (340) | 372 | (283) | 310 |
| Rate of increase in Compensation levels (0.5 % movement) | 372 | (343) | 210 | (286) |

SCHEDULES

Notes forming part of the Standalone Financial Statements as of and for the year ended March 31, 2017

Although the analysis does not take account of the full distribution of cash flows expected under the plan, it does provide an approximation of the sensitivity of the assumptions shown.

iii) Percentage of each category of Plan Assets to total Fair Value of Plan Assets

The Plan Assets are administered by Life Insurance Corporation of India ("LIC") as per Investment Pattern stipulated for Pension and Group Schemes Fund by Insurance Regulatory and Development Authority ('IRDA') regulations.

| | As at March 31, 2017 in ₹ Lakhs | As at March 31, 2016 in ₹ Lakhs | As at April 1, 2015 in ₹ Lakhs |
|---|---------------------------------------|---------------------------------------|--------------------------------------|
| Insured fund in LIC | 5,348 | 4,463 | 3,386 |
| Recognised under: | | | |
| Non-current employee benefit obligations (Refer note 20(a)) | - | - | 223 |
| Current employee benefit obligations (Refer note 20(b)) | 911 | 667 | 749 |
| iv) Expected gratuity contribution for the next years. | 1,000 | 878 | 749 |

III Compensated Absences

| | As at March 31, 2017 in ₹ Lakhs | As at March 31, 2016 in ₹ Lakhs | As at April 1, 2015 in ₹ Lakhs |
|---|---------------------------------------|---------------------------------------|--------------------------------------|
| Non-current employee benefit obligations (Refer note 20(a)) | 1,857 | 1,444 | 1,227 |
| Current employee benefit obligations (Refer note 20(b)) | 501 | 415 | 357 |

30 FINANCE COSTS

| | Year ended March 31, 2017 in ₹ Lakhs | Year ended March 31, 2016 in ₹ Lakhs |
|----------------------------|--|--|
| Interest on Bank Overdraft | 12 | 1 |
| Interest on Debentures | 3,113 | 3,113 |
| Total | 3,125 | 3,114 |

31 DEPRECIATION AND AMORTISATION EXPENSE

| | Year ended March 31, 2017 in ₹ Lakhs | Year ended March 31, 2016 in ₹ Lakhs |
|-----------------------------------|--|--|
| Depreciation on Tangible assets | 3,295 | 3,028 |
| Amortisation on Intangible assets | 1,098 | 994 |
| Total | 4,393 | 4,022 |

32 OTHER EXPENSES

| | Year ended March 31, 2017 in ₹ Lakhs | Year ended March 31, 2016 in ₹ Lakhs |
|-------------------------|--|--|
| Rent [Refer note 3(h)] | 12,285 | 11,211 |
| Office expenses | 2,935 | 3,291 |
| Security expenses | 3,246 | 2,730 |
| Electricity | 1,822 | 1,899 |
| Repairs and maintenance | 2,154 | 1,710 |
| Communication expenses | 1,536 | 983 |
| Directors sitting fees | 15 | 18 |

SCHEDULES

Notes forming part of the Standalone Financial Statements as of and for the year ended March 31, 2017

| | Year ended March 31, 2017 in ₹ Lakhs | Year ended March 31, 2016 in ₹ Lakhs |
|---|--|--|
| Legal and professional (Refer note (i) below) | 4,282 | 905 |
| Payment to Auditors | | |
| As auditor: | | |
| Statutory Audit fees | 43 | 43 |
| Tax Audit fees | 6 | 6 |
| Reimbursement of Expenses | 5 | 5 |
| Other Matters | 52 | 52 |
| Rates and taxes | 766 | 775 |
| Travelling and conveyance | 398 | 405 |
| Lease rentals [Refer note 3(h)] | 321 | 278 |
| Insurance | 330 | 319 |
| Sales promotion and advertising | 271 | 253 |
| Bad debts written off | 156 | 144 |
| Expenditure towards Corporate Social Responsibility activities (Refer note (ii) below) | 547 | 304 |
| Loss on sale/scrapping of Property, Plant and Equipment (Net) | 6 | 1 |
| Miscellaneous expenses | 40 | 79 |
| Total | 31,216 | 25,411 |
| <p>Note (i):- Other expenses include professional charges of ₹ 3,510 Lakhs during the year ended March 31, 2017 towards consultation and advisory services to strengthen Company's future strategic plans.</p> <p>Note (ii):- Expenditure on Corporate Social Responsibility Activities</p> | | |
| a) Gross amount required to be spent by the Company during the year | 547 | 405 |
| b) Amount spent during the year on (in cash): | | |
| (i) Expenditure on Educational programmes | 182 | 133 |
| (ii) Expenditure on Health care programmes | 81 | 27 |
| (iii) Expenditure on promoting sports | 27 | 23 |
| (iv) Expenditure on accomodation for needy children | 123 | 100 |
| (v) Expenditure for plantation of trees | 43 | - |
| (vi) Expenditure on Cataract Surgeries | 25 | - |
| (vii) Donation | 28 | - |
| (viii) Other CSR expenditures | 38 | 21 |
| Total | 547 | 304 |
| 33 EARNINGS PER SHARE [Refer note 3(r)] | | |
| Profit for the year | 13,957 | 18,998 |
| Weighted average number of shares (Nos.) | 23,727,934 | 23,727,934 |
| Basic and Diluted Earnings Per Share (In ₹) | 58.82 | 80.07 |
| Nominal value of shares outstanding (In ₹) | 10 | 10 |

SCHEDULES

Notes forming part of the Standalone Financial Statements as of and for the year ended March 31, 2017

34 OPERATING LEASES [Refer note 3(h)]

- a. The Company has entered into various non-cancellable operating lease agreements for official/ residential premises for a period of two to five years. Future minimum rentals payable under non-cancellable operating leases are as follows:

| | As at March 31, 2017 in ₹ Lakhs | As at March 31, 2016 in ₹ Lakhs | As at April 1, 2015 in ₹ Lakhs |
|---|---------------------------------------|---------------------------------------|--------------------------------------|
| Not later than one year | 2,175 | 1,787 | 2,505 |
| Later than one year and not later than five years | 3,249 | 2,292 | 3,384 |
| Later than five years | 84 | 94 | 316 |
| Charge for the year | 2,707 | 2,397 | 3,410 |

- b. Company has entered into various cancellable leasing arrangements for motor cars, office equipments and for official/residential premises. The lease rentals for motor cars of ₹ 591 Lakhs [Previous year - ₹ 498 Lakhs] have been included under the head "Employee Benefits Expense - Salaries, Bonus and Leave Encashment" under note 29 forming part of the Statement of Profit and Loss. Lease rentals for office equipments of ₹ 321 Lakhs [Previous year - ₹ 278 Lakhs] has been included under the head "Other Expenses - Lease Rentals" under Note 32 forming part of the Statement of Profit and Loss and lease rentals for official and residential premises of ₹ 9,246 Lakhs [Previous year - ₹ 8,430 Lakhs] has been included under the head "Other Expenses - Rent" under note 32 forming part of the Statement of Profit and Loss.
- c. Company has entered into various cancellable leasing arrangements for network vehicles. The lease component included in domestic network operating cost amounting to ₹ 1,718 [Previous year - ₹ 1,596 Lakhs] has been included under the head "Freight, Handling and Servicing Costs- Domestic Network operating cost" under note 28 forming part of the Statement of Profit and Loss.
- d. Company has entered into Aircraft Crew Maintenance Insurance (ACMI) agreement with Blue Dart Aviation Limited. The lease component included in Aircraft charter costs amounting to ₹ 8,240 [Previous year - ₹ 6,953 Lakhs] has been included under the head "Freight, Handling and Servicing Costs- Aircraft charter costs" under note 28 forming part of the Statement of Profit and Loss.

35 SEGMENT INFORMATION

The Company has only one operating segment, which is integrated air and ground transportation and distribution. All assets of the Company are domiciled in India and the Company earns its entire revenue from its operations in India. There is no single customer which contributes more than 10% of the Company's total revenues.

SCHEDULES

Notes forming part of the Standalone Financial Statements as of and for the year ended March 31, 2017

36 FINANCIAL INSTRUMENTS – FAIR VALUES AND RISK MANAGEMENT

A Accounting classification and fair values

The following table shows the carrying amounts and fair values of financial assets and financial liabilities, including their levels in the fair value hierarchy.

| in ₹ Lakhs | | | | | | | | | |
|-------------------------------------|----------------|-----------------|--------|----------------|---------------|---|---|---|---------------|
| March 31, 2017 | Note No. | Carrying amount | | | | Fair value disclosure | | | |
| | | FVTPL | FVTOCI | Amortised Cost | Total | Quoted prices in active markets (Level 1) | Significant observable inputs (Level 2) | Significant unobservable inputs (Level 3) | Total |
| Financial assets | | | | | | | | | |
| (i) Loans | 6 (a) and 6(b) | - | - | 5,543 | 5,543 | - | - | 5,543 | 5,543 |
| (ii) Trade receivables | 11 | - | - | 35,975 | 35,975 | - | - | 35,975 | 35,975 |
| (iii) Cash and cash equivalents | 12 | - | - | 25,432 | 25,432 | - | - | 25,432 | 25,432 |
| (iv) Bank balances other than above | 13 | - | - | 111 | 111 | - | - | 111 | 111 |
| (v) Deposits | 7 and 14 | - | - | 6,947 | 6,947 | - | - | 6,947 | 6,947 |
| (vi) Investments | 5 | - | - | 14,406 | 14,406 | - | - | 14,406 | 14,406 |
| (vii) Other financial assets | 7 and 14 | - | - | 4,827 | 4,827 | - | - | 4,827 | 4,827 |
| | | - | - | 93,241 | 93,241 | - | - | 93,241 | 93,241 |
| Financial liabilities | | | | | | | | | |
| (i) Borrowings | 19 and 22 | - | - | 33,219 | 33,219 | 33,936 | - | - | 33,936 |
| (ii) Trade payables | 23 | - | - | 22,213 | 22,213 | - | - | 22,213 | 22,213 |
| (iii) Other financial liabilities | 24 | - | - | 8,128 | 8,128 | - | - | 8,128 | 8,128 |
| | | - | - | 63,560 | 63,560 | 33,936 | - | 30,341 | 64,277 |

| in ₹ Lakhs | | | | | | | | | |
|-------------------------------------|----------------|-----------------|--------|----------------|---------------|---|---|---|---------------|
| March 31, 2016 | Note No. | Carrying amount | | | | Fair value disclosure | | | |
| | | FVTPL | FVTOCI | Amortised Cost | Total | Quoted prices in active markets (Level 1) | Significant observable inputs (Level 2) | Significant unobservable inputs (Level 3) | Total |
| Financial assets | | | | | | | | | |
| (i) Loans | 6 (a) and 6(b) | - | - | 9,429 | 9,429 | - | - | 9,429 | 9,429 |
| (ii) Trade receivables | 11 | - | - | 29,135 | 29,135 | - | - | 29,135 | 29,135 |
| (iii) Cash and cash equivalents | 12 | - | - | 28,620 | 28,620 | - | - | 28,620 | 28,620 |
| (iv) Bank balances other than above | 13 | - | - | 85 | 85 | - | - | 85 | 85 |
| (v) Deposits | 7 and 14 | - | - | 6,131 | 6,131 | - | - | 6,131 | 6,131 |
| (vi) Investments | 5 | - | - | 7,345 | 7,345 | - | - | 7,345 | 7,345 |
| (vii) Other financial assets | 7 and 14 | - | - | 3,099 | 3,099 | - | - | 3,099 | 3,099 |
| | | - | - | 83,844 | 83,844 | - | - | 83,844 | 83,844 |
| Financial liabilities | | | | | | | | | |
| (i) Borrowings | 19 and 22 | - | - | 33,219 | 33,219 | 33,596 | - | - | 33,596 |
| (ii) Trade payables | 23 | - | - | 20,456 | 20,456 | - | - | 20,456 | 20,456 |
| (iii) Other financial liabilities | 24 | - | - | 6,694 | 6,694 | - | - | 6,694 | 6,694 |
| | | - | - | 60,369 | 60,369 | 33,596 | - | 27,150 | 60,746 |

SCHEDULES

Notes forming part of the Standalone Financial Statements as of and for the year ended March 31, 2017

in ₹ Lakhs

| April 1, 2015 | Note No. | Carrying amount | | | | Fair value disclosure | | | |
|-----------------------------------|----------------|-----------------|--------|----------------|---------------|---|---|---|---------------|
| | | FVTPL | FVTOCI | Amortised Cost | Total | Quoted prices in active markets (Level 1) | Significant observable inputs (Level 2) | Significant unobservable inputs (Level 3) | Total |
| Financial assets | | | | | | | | | |
| (i) Loans | 6 (a) and 6(b) | - | - | 12,596 | 12,596 | - | - | 12,596 | 12,596 |
| (ii) Trade receivables | 11 | - | - | 26,531 | 26,531 | - | - | 26,531 | 26,531 |
| (iii) Cash and cash equivalents | 12 | - | - | 16,506 | 16,506 | - | - | 16,506 | 16,506 |
| (iv) Other Bank balances | 13 | - | - | 57 | 57 | - | - | 57 | 57 |
| (v) Deposits | 7 and 14 | - | - | 5,323 | 5,323 | - | - | 5,323 | 5,323 |
| (vi) Investments | 5 | - | - | 1,977 | 1,977 | - | - | 1,977 | 1,977 |
| (vii) Other financial assets | 7 and 14 | - | - | 2,405 | 2,405 | - | - | 2,405 | 2,405 |
| | | - | - | 65,395 | 65,395 | - | - | 65,395 | 65,395 |
| Financial liabilities | | | | | | | | | |
| (i) Borrowings | 19 and 22 | - | - | 33,219 | 33,219 | 32,379 | - | - | 32,379 |
| (ii) Trade payables | 23 | - | - | 16,878 | 16,878 | - | - | 16,878 | 16,878 |
| (iii) Other financial liabilities | 24 | - | - | 6,229 | 6,229 | - | - | 6,229 | 6,229 |
| | | - | - | 56,326 | 56,326 | 32,379 | - | 23,107 | 55,486 |

Level 1: Level 1 hierarchy includes financial instruments measured using quoted prices. This includes listed debt instruments that have a quoted price. The fair value of all debt instruments which are traded in the stock exchanges is valued using the closing price as at the reporting period.

Level 2: The fair value of financial instruments that are not traded in an active market (for example, traded bonds, over-the-counter derivatives) is determined using valuation techniques which maximise the use of observable market data and rely as little as possible on entity-specific estimates. If all significant inputs required to fair value an instrument are observable, the instrument is included in level 2.

Level 3: If one or more of the significant inputs is not based on observable market data, the instrument is included in level 3. This is the case for unlisted equity securities, contingent consideration and indemnification asset included in level 3.

B Financial Risk management

i) Risk management framework

The Company's activities expose it to a variety of financial risks, including market risk, credit risk and liquidity risk. The Company's primary risk management focus is to minimize potential adverse effects of market risk on its financial performance. The Company's risk assessment and policies and processes are established to identify and analyze the risks faced by the Company, to set appropriate risk limits and controls, and to monitor such risks and compliance with the policies and processes. Risk assessment and policies and processes are reviewed regularly to reflect changes in market conditions and the Company's activities. The Board of Directors and the management is responsible for overseeing the Company's risk assessment and policies and processes.

ii) Credit Risk

Credit risk is the risk of financial loss to the Company if a customer or counterparty to a financial instrument fails to meet its contractual obligations, and arises principally from the Company's receivables from customers. Credit risk is managed through credit approvals, establishing credit limits and continuously monitoring the creditworthiness of customers to which the Company grants credit terms in the normal course of business. The Company establishes an allowance for doubtful debts and impairment that represents its estimate of expected credit loss in respect of trade and other receivables and investments.

SCHEDULES

Notes forming part of the Standalone Financial Statements as of and for the year ended March 31, 2017

Trade and other receivables

The Company's exposure to credit risk is influenced mainly by the individual characteristics of each customer. The demographics of the customer, including the default risk of the industry and country in which the customer operates, also have an influence on credit risk assessment.

Concentrations of credit risk with respect to trade receivables are limited, due to the Company's customer base being large and diverse and also on account of realisation of receivables within six months. All trade receivables are reviewed and assessed for default on a regular basis.

Our historical experience of collecting receivables, supported by the level of default, is that credit risk is low.

Cash and cash equivalents

The Company held cash and cash equivalents with credit worthy banks and financial institutions of ₹ 24,220 Lakhs, ₹ 27,572 Lakhs and ₹ 15,303 Lakhs as at March 31, 2017, March 31, 2016 and April 1, 2015 respectively. The credit worthiness of such banks and financial institutions is evaluated by the management on an ongoing basis and is considered to be good.

Security deposits given to lessors

The Company has given security deposit to lessors for premises leased by the Company as at March 31, 2017, March 31, 2016 and April 1, 2015. The credit worthiness of such lessors is evaluated by the management on an ongoing basis and is considered to be good.

Payload deposit given to subsidiary

The Company has given payload deposit to its subsidiary (Blue Dart Aviation Limited) of ₹ 2,049 Lakhs, ₹ 2,049 Lakhs and ₹ 1,861 Lakhs as at March 31, 2017, March 31, 2016 and April 1, 2015 respectively. The approved future business plans and cash flow projections of the subsidiaries are evaluated by the management of the Company on an ongoing basis and based on this evaluation the recoverability of the payload deposit is considered to be good.

Loans to subsidiary

The Company has given loan to its subsidiaries of ₹ 5,437 Lakhs, ₹ 9,348 Lakhs and ₹ 12,556 Lakhs as at March 31, 2017, March 31, 2016 and April 1, 2015 respectively. The approved future business plans and cash flow projections of the subsidiaries are evaluated by the management of the Company on an ongoing basis and based on this evaluation the recoverability of the loans to subsidiary is considered to be good.

iii) Liquidity risk

Liquidity risk is the risk that the Company will not be able to meet its financial obligations as they become due. The Company manages its liquidity risk by ensuring, as far as possible, that it will always have sufficient liquidity to meet its liabilities when due, under both normal and stressed conditions, without incurring unacceptable losses or risk to the Company's reputation.

The Company has access to funds from non-convertible debentures.

As of March 31, 2017, the Company had working capital of ₹ 18,716 Lakhs including loans of ₹ 2,547 Lakhs, cash and cash equivalents of ₹ 25,432 Lakhs, trade receivables of ₹ 35,975 Lakhs, other current assets of ₹ 8,459 Lakhs, employee benefit obligations of ₹ 5,618 Lakhs, trade payables of ₹ 22,213 Lakhs, borrowings of ₹ 16,610 and other current liabilities of ₹ 9,256 Lakhs.

As of March 31, 2016, the Company had working capital of ₹ 35,593 Lakhs including loans of ₹ 3,992 Lakhs, cash and cash equivalents of ₹ 28,620 Lakhs, trade receivables of ₹ 29,135 Lakhs, other current assets of ₹ 6,813 Lakhs, employee benefit obligations of ₹ 4,936 Lakhs, trade payables of ₹ 20,456 Lakhs and other current liabilities of ₹ 7,575 Lakhs.

As of April 1, 2015, the Company had working capital of ₹ 26,267 Lakhs, loans of ₹ 3,248 Lakhs, cash and cash equivalents of ₹ 16,506 Lakhs, trade receivables of ₹ 26,531 Lakhs, other current assets of ₹ 6,279 Lakhs, employee benefit obligations of ₹ 2,638 Lakhs, trade payables of ₹ 16,878 Lakhs and other current liabilities of ₹ 6,781 Lakhs.

SCHEDULES

Notes forming part of the Standalone Financial Statements as of and for the year ended March 31, 2017

Exposure to liquidity risk

The following are the remaining contractual maturities of financial liabilities at the reporting date. The amounts are gross and undiscounted, and include estimated interest payments and exclude the impact of netting agreements.

| March 31, 2017 | Carrying amount | Total | Contractual cash flows | | | | (in ₹ Lakhs) |
|---|-----------------|---------------|------------------------|---------------|--------------|-------------------|--------------|
| | | | 0-1 year | 1-2 years | 2-5 years | More than 5 years | |
| Non-derivative financial liabilities | | | | | | | |
| Unsecured non convertible debentures (Series III) | 7,118 | 8,902 | 676 | 676 | 7,550 | - | |
| Unsecured non convertible debentures (Series II) | 9,491 | 10,953 | 892 | 10,061 | - | - | |
| Unsecured non convertible debentures (Series I) | 16,610 | 17,596 | 17,596 | - | - | - | |
| Trade and other payables | 22,213 | 22,213 | 22,213 | - | - | - | |
| Other financial liabilities | 8,128 | 8,128 | 8,128 | - | - | - | |
| Total | 63,560 | 67,792 | 49,505 | 10,737 | 7,550 | - | |

| March 31, 2016 | Carrying amount | Total | Contractual cash flows | | | | (in ₹ Lakhs) |
|---|-----------------|---------------|------------------------|---------------|---------------|-------------------|--------------|
| | | | 0-1 year | 1-2 years | 2-5 years | More than 5 years | |
| Non-derivative financial liabilities | | | | | | | |
| Unsecured non convertible debentures (Series III) | 7,118 | 9,578 | 676 | 676 | 8,226 | - | |
| Unsecured non convertible debentures (Series II) | 9,491 | 11,845 | 892 | 892 | 10,061 | - | |
| Unsecured non convertible debentures (Series I) | 16,610 | 19,141 | 1,545 | 17,596 | - | - | |
| Trade and other payables | 20,456 | 20,456 | 20,456 | - | - | - | |
| Other financial liabilities | 6,694 | 6,694 | 6,694 | - | - | - | |
| Total | 60,369 | 67,714 | 30,263 | 19,164 | 18,287 | - | |

| April 1, 2015 | Carrying amount | Total | Contractual cash flows | | | | (in ₹ Lakhs) |
|---|-----------------|---------------|------------------------|--------------|---------------|-------------------|--------------|
| | | | 0-1 year | 1-2 years | 2-5 years | More than 5 years | |
| Non-derivative financial liabilities | | | | | | | |
| Unsecured non convertible debentures (Series III) | 7,118 | 10,254 | 676 | 676 | 8,902 | - | |
| Unsecured non convertible debentures (Series II) | 9,491 | 12,737 | 892 | 892 | 10,953 | - | |
| Unsecured non convertible debentures (Series I) | 16,610 | 20,686 | 1,545 | 1,545 | 17,596 | - | |
| Trade and other payables | 16,878 | 16,878 | 16,878 | - | - | - | |
| Other financial liabilities | 6,229 | 6,229 | 6,229 | - | - | - | |
| Total | 56,326 | 66,784 | 26,220 | 3,113 | 37,451 | - | |

SCHEDULES

Notes forming part of the Standalone Financial Statements as of and for the year ended March 31, 2017

iv) Market risk

Market risk is the risk of loss of future earnings, fair values or future cash flows that may result from adverse changes in market rates and prices (such as interest rates and foreign currency exchange rates) or in the price of market risk-sensitive instruments as a result of such adverse changes in market rates and prices. Market risk is attributable to all market risk-sensitive financial instruments, all foreign currency receivables and payables and all short term and long-term debt. The Company is exposed to market risk primarily related to foreign exchange rate risk and interest rate risk. Thus, the Company's exposure to market risk is a function of investing and borrowing activities and its revenue generating and operating activities.

(a) Interest rate risk

Interest rate risk is the risk that the fair value or future cash flows of a financial instrument will fluctuate because of changes in market interest rates.

Interest rate sensitivity - fixed rate instruments

The company's fixed rate borrowings are carried at amortised cost. They are therefore not subject to interest rate risk since neither the carrying amount nor the future cash flow will fluctuate because of a change in market interest rates.

(b) Currency risk

The fluctuation in foreign currency exchange rates may have potential impact on the Statement of Profit and Loss account and equity, where any transaction references more than one currency or where assets/liabilities are denominated in a currency other than the functional currency of the entity.

Considering the countries and economic environment in which the Company operates, its operations are subject to risks arising from fluctuations in exchange rates in those countries. The risks primarily relate to fluctuations in U.S. dollar, against the functional currency of the Company.

Exposure to currency risk

The summary quantitative data about the Company's exposure to currency risk as reported to the management of the Company is as follows:

| | in ₹ Lakhs | | |
|---|----------------|----------------|---------------|
| | March 31, 2017 | March 31, 2016 | April 1, 2015 |
| Trade receivables (in USD) | 84 | 164 | 538 |
| Trade payables (in USD) | (57) | (29) | - |
| Trade payables (in GBP) | (20) | - | - |
| Net statement of financial position exposure | 7 | 135 | 538 |
| Forward exchange contracts | - | - | - |
| Net exposure | 7 | 135 | 538 |

Sensitivity analysis

A 10% strengthening / weakening of the respective foreign currencies with respect to functional currency of Company would result in increase or decrease in profit or loss and equity as shown in table below. This analysis assumes that all other variables, in particular interest rates, remain constant and ignores any impact of forecast sales and purchases. The following analysis has been worked out based on the exposures as of the date of statements of financial position.

| Effect in ₹ Lakhs | Profit or loss | | Equity, net of tax | |
|-----------------------|----------------|-----------|--------------------|-----------|
| | Strengthening | Weakening | Strengthening | Weakening |
| March 31, 2017 | | | | |
| USD | 3 | (3) | - | - |
| GBP | (2) | 2 | - | - |
| | 1 | (1) | - | - |

SCHEDULES

Notes forming part of the Standalone Financial Statements as of and for the year ended March 31, 2017

| Effect in ₹ Lakhs | Profit or loss | | Equity, net of tax | |
|-----------------------|----------------|-----------|--------------------|-----------|
| | Strengthening | Weakening | Strengthening | Weakening |
| March 31, 2016 | | | | |
| USD | 14 | (14) | - | - |
| | 14 | (14) | - | - |

(Note: The impact is indicated on the Statement of Profit and Loss and Equity net of tax basis)

37 TAX EXPENSE

A. Amounts recognised in Statement of Profit and Loss

| | Year ended March 31, 2017 in ₹ Lakhs | Year ended March 31, 2016 in ₹ Lakhs |
|---|--|--|
| Current income tax | 7,850 | 9,789 |
| Deferred income tax liability / (asset), net | | |
| Origination and reversal of temporary differences | (101) | 205 |
| Deferred tax expense/(benefit) | (101) | 205 |
| Tax expense for the year | 7,749 | 9,994 |

B. Reconciliation of effective tax rate

| | As at March 31, 2017 in ₹ Lakhs | As at March 31, 2016 in ₹ Lakhs |
|--|---------------------------------------|---------------------------------------|
| Profit before tax | 21,706 | 28,992 |
| Tax using the Company's domestic tax rate (Current year 34.61 % and Previous Year 34.61%) | 7,512 | 10,034 |
| Reduction in tax rate | | |
| Add Tax Effect on amounts which are not deductible (taxable) in calculating taxable income: | | |
| Expenditure towards Corporate Social Responsibility activities | 189 | 105 |
| Dividend from Mutual Funds | (145) | (268) |
| Others | 193 | 123 |
| | 7,749 | 9,994 |

C. Movement in deferred tax balances (Refer note 21)

| | March 31, 2017 | | | | in ₹ Lakhs | | |
|------------------------------------|-------------------------------------|---|----------------------|--------|--|-----------------------|---------------------------|
| | Net balance March 31, 2016 | Recognised in Statement of Profit and Loss | Recognised in OCI | Others | Net deferred tax (asset)/ liability | Deferred tax asset | Deferred tax liability |
| Deferred tax asset | | | | | | | |
| Property, plant and equipment | 1,971 | (220) | - | - | 1,751 | - | 1,751 |
| Others | (36) | (58) | - | - | (94) | (94) | - |
| Provision for Compensated Absences | (643) | (173) | - | - | (816) | (816) | - |
| Provision for Bonus | (253) | (13) | - | - | (266) | (266) | - |
| Provision for Gratuity | (231) | 63 | - | - | (315) | (315) | - |
| Other def tax liability | 313 | (313) | - | - | - | - | - |
| Interest free deposit | (56) | (4) | - | - | (60) | (60) | - |

SCHEDULES

Notes forming part of the Standalone Financial Statements as of and for the year ended March 31, 2017

| | Net balance March 31, 2016 | Recognised in Statement of Profit and Loss | Recognised in OCI | Others | Net deferred tax (asset)/ liability | Deferred tax asset | Deferred tax liability |
|--|-------------------------------------|---|----------------------|----------|--|-----------------------|---------------------------|
| Revenue recognised on delivery | (668) | 667 | - | - | (1) | (1) | - |
| Remeasurements of defined benefit obligation | - | - | (147) | - | - | - | - |
| Other items | - | (50) | - | - | (50) | (50) | - |
| Tax assets (Liabilities) | 397 | (101) | (147) | - | 149 | (1,602) | 1,751 |

| | March 31, 2016 | | | | | | in ₹ Lakhs |
|--|------------------------------------|---|----------------------|----------|--|-----------------------|---------------------------|
| | Net balance April 1, 2015 | Recognised in Statement of Profit and Loss | Recognised in OCI | Others | Net deferred tax (asset)/ liability | Deferred tax asset | Deferred tax liability |
| Deferred tax liability | | | | | | | |
| Property, plant and equipment | 1,893 | 78 | - | - | 1,971 | - | 1,971 |
| Others | - | (36) | - | - | (36) | (36) | - |
| Provision for Compensated Absences | (538) | (105) | - | - | (643) | (643) | - |
| Provision for Bonus | (88) | (165) | - | - | (253) | (253) | - |
| Provision for Gratuity | (330) | 99 | - | - | (231) | (231) | - |
| Other def tax liability | - | 313 | - | - | 313 | - | 313 |
| Interest on discounting | (47) | (9) | - | - | (56) | (56) | - |
| Revenue recognised on delivery | (620) | (48) | - | - | (668) | (668) | - |
| Remeasurements of defined benefit obligation | - | 78 | (78) | - | - | - | - |
| Tax (Assets)/ Liabilities | 270 | 205 | (78) | - | 397 | (1,887) | 2,284 |

The company offsets tax assets and liabilities if and only if it has a legally enforceable right to set off current tax assets and current tax liabilities and the deferred tax assets and deferred tax liabilities relate to income taxes levied by the same tax authority.

Significant management judgement is required in determining provision for income tax, deferred income tax assets and liabilities and recoverability of deferred income tax assets. The recoverability of deferred income tax assets is based on estimates of taxable income and the period over which deferred income tax assets will be recovered. Any changes in future taxable income would impact the recoverability of deferred tax assets.

38 RELATED PARTY DISCLOSURES

(A) Names of related parties and related party relationship

(i) Enterprises where control exists

| | |
|--------------------------|---|
| Ultimate Holding Company | Deutsche Post AG, Germany |
| Holding Company | DHL Express (Singapore) Pte. Limited, Singapore |

| Subsidiaries Name | Place of incorporation | Ownership Interest | | |
|--------------------------------|---------------------------|--------------------|----------------|---------------|
| | | March 31, 2017 | March 31, 2016 | April 1, 2015 |
| Concorde Air Logistics Limited | India | 100% | 100% | 100% |
| Blue Dart Aviation Limited | India | 100% | 74% | 49% |

SCHEDULES

Notes forming part of the Standalone Financial Statements as of and for the year ended March 31, 2017

(B) Related party relationships where transactions have taken place during the year

| | |
|---------------------------|---|
| Ultimate Holding Company | Deutsche Post AG, Germany |
| Holding Company | DHL Express (Singapore) Pte. Limited, Singapore |
| Subsidiary Company | Concorde Air Logistics Limited, India |
| Subsidiary Company | Blue Dart Aviation Limited, India |
| Fellow Subsidiary Company | DHL Express (India) Private Limited, India |
| Fellow Subsidiary Company | DHL Supply Chain India Private Limited, India |
| Fellow Subsidiary Company | DHL Logistics Private Limited, India |
| Fellow Subsidiary Company | DHL eCommerce Singapore PTE. Ltd., Singapore |
| Fellow Subsidiary Company | Deutsche Post IT Services, GMBH, Germany |
| Fellow Subsidiary Company | Williams Lea India Private Limited, India |
| Fellow Subsidiary Company | Tag India Private Limited, India |

(C) Key Management Personnel

| | |
|-------------|-------------------|
| Anil Khanna | Managing Director |
|-------------|-------------------|

(D) Transactions with related parties during the year

(i) With Holding/Subsidiary/Fellow Subsidiaries Company

Deutsche Post AG, Germany

| | | |
|----------------------------|----|---|
| Reimbursements of expenses | 10 | - |
|----------------------------|----|---|

DHL Express (Singapore) Pte. Limited, Singapore

| | | |
|---------------|-------|-------|
| Dividend paid | 5,339 | 3,559 |
|---------------|-------|-------|

Concorde Air Logistics Limited, India

| | | |
|------------------------------------|--------|--------|
| Reimbursements towards air freight | 12,795 | 10,874 |
|------------------------------------|--------|--------|

DHL Express (India) Private Limited, India

| | | |
|------------------------------|--------|--------|
| International servicing cost | 12,180 | 11,407 |
|------------------------------|--------|--------|

| | | |
|---------------------------------|---------|---------|
| Domestic service charges income | (5,740) | (6,427) |
|---------------------------------|---------|---------|

| | | |
|----------------------------|----|----|
| Reimbursements of expenses | 86 | 86 |
|----------------------------|----|----|

DHL Supply Chain India Private Limited, India

| | | |
|---------------------------------|---------|---------|
| Domestic service charges income | (2,137) | (2,619) |
|---------------------------------|---------|---------|

| | | |
|---------------------------|------|---|
| Deposit (repaid)/accepted | (25) | 5 |
|---------------------------|------|---|

| | | |
|----------------------------|-----|-----|
| Reimbursements of expenses | 390 | 450 |
|----------------------------|-----|-----|

DHL Logistics Private Limited, India

| | | |
|---------------------------------|-------|-------|
| Domestic service charges income | (175) | (138) |
|---------------------------------|-------|-------|

| | | |
|----------------|---|---|
| Deposit repaid | 2 | - |
|----------------|---|---|

| | | |
|----------------------------|----|----|
| Reimbursements of expenses | 40 | 35 |
|----------------------------|----|----|

DHL eCommerce Singapore PTE. Ltd., Singapore

| | | |
|--------------------------------------|-----|---|
| Payment towards software maintenance | 134 | - |
|--------------------------------------|-----|---|

Deutsche Post IT Services, GMBH, Germany

| | | |
|----------------------------|---|---|
| Reimbursements of expenses | 1 | - |
|----------------------------|---|---|

SCHEDULES

Notes forming part of the Standalone Financial Statements as of and for the year ended March 31, 2017

| | Year ended March 31, 2017 in ₹ Lakhs | Year ended March 31, 2016 in ₹ Lakhs | |
|---|--|--|---|
| Williams Lea India Private Limited, India | | | |
| Reimbursements of expenses | 17 | - | |
| Tag India Private Limited, India | | | |
| Reimbursements of expenses | 12 | - | |
| Blue Dart Aviation Limited, India | | | |
| Aircraft Charter Costs | 60,846 | 57,579 | |
| Inter-Corporate Deposits Granted | 7,568 | - | |
| Inter-Corporate Deposits settled | (7,568) | - | |
| Inter-Corporate Loan settled | (3,911) | (3,208) | |
| Interest income on Loan | (775) | (1,121) | |
| Interest income on Inter-Corporate Deposit | (207) | - | |
| Domestic service charges income | (32) | (26) | |
| Purchase of Property, Plant and Equipment | 1 | - | |
| All transactions with related parties are at arm's length and all balances are unsecured | | | |
| (ii) Corporate guarantees given on behalf of Blue Dart Aviation Limited, India | - | 6,000 | |
| Note: For the external loan taken by the subsidiary, the debt covenants will be met by the Company. | | | |
| (iii) With Key Management Personnel | | | |
| Anil Khanna | | | |
| Remuneration | 574 | 441 | |
| | As at March 31, 2017 in ₹ Lakhs | As at March 31, 2016 in ₹ Lakhs | As at April 1, 2015 in ₹ Lakhs |
| (E) Related party balances as at the year end | | | |
| (i) Receivable/(Payable) from/to Subsidiary/Fellow Subsidiaries company | | | |
| Concorde Air Logistics Limited, India | (280) | 160 | 49 |
| DHL Express (India) Private Limited, India | 1,141 | 1,047 | 2,449 |
| DHL Express (India) Private Limited, India | (2,761) | (3,743) | (2,273) |
| DHL Supply Chain India Private Limited, India | 500 | 472 | 617 |
| DHL Supply Chain India Private Limited, India | (77) | (166) | - |
| DHL Logistics Private Limited, India | 56 | 41 | 37 |
| DHL Logistics Private Limited, India | (8) | (3) | (6) |
| Blue Dart Aviation Limited, India | 7,486 | 12,921 | 14,932 |
| Blue Dart Aviation Limited, India | - | (1,606) | (1,832) |
| Williams Lea India Private Limited, India | (11) | - | - |

SCHEDULES

Notes forming part of the Standalone Financial Statements as of and for the year ended March 31, 2017

| | As at March 31, 2017 in ₹ Lakhs | As at March 31, 2016 in ₹ Lakhs | As at April 1, 2015 in ₹ Lakhs |
|---|---------------------------------------|---------------------------------------|--------------------------------------|
| (ii) Payable to Key Management Personnel | | | |
| Anil Khanna | 246 | 140 | 75 |

Note: The terms and conditions of transactions with related parties were no more favourable than those available, or which might be expected to be available, in similar transactions with non related parties on an arm's length basis. All balances outstanding with related parties are unsecured.

| | Year ended March 31, 2017 in ₹ Lakhs | Year ended March 31, 2016 in ₹ Lakhs |
|---|--|--|
| (F) Key management personnel compensation comprised the following: | | |
| Short-term employee benefits | 443 | 397 |
| Post-employment benefits | 38 | 38 |
| Long-term employee benefits | 93 | 6 |
| Total | 574 | 441 |

| | As at March 31, 2017 in ₹ Lakhs | As at March 31, 2016 in ₹ Lakhs | As at April 1, 2015 in ₹ Lakhs |
|--|---------------------------------------|---------------------------------------|--------------------------------------|
| 39 DUES TO MICRO AND SMALL ENTERPRISES | | | |
| Principal amount due to suppliers registered under the MSMED Act and remaining unpaid as at year end | 269 | 215 | 181 |
| Interest due to suppliers registered under the MSMED Act and remaining unpaid as at year end | 5 | 2 | 2 |
| Principal amounts paid to suppliers registered under the MSMED Act beyond the appointed day during the year | 82 | 22 | - |
| Interest paid, other than under Section 16 of MSMED Act to suppliers registered under the MSMED Act beyond the appointed day during the year | - | - | - |
| Interest paid, under Section 16 of MSMED Act to suppliers registered under the MSMED Act beyond the appointed day during the year | - | - | - |
| Interest due and payable towards suppliers registered under MSMED Act for payments already made | 2 | 0* | - |
| Further interest remaining due and payable for earlier years | 2 | 2 | 2 |

* Amount is below the rounding off norm adopted by the Company

The above information regarding Micro, Small and Medium Enterprises given in note 23 - Trade Payables has been determined to the extent such parties have been identified on the basis of information available with the Company.

Detailed break-up of Interest is as follows:

| | As at March 31, 2017 in ₹ | As at March 31, 2016 in ₹ | As at April 1, 2015 in ₹ Lakhs |
|---|---------------------------------|---------------------------------|--------------------------------------|
| Interest due to suppliers registered under the MSMED Act and remaining unpaid as at year end | 463,173 | 245,292 | 188,378 |
| Interest due and payable towards suppliers registered under MSMED Act for payments already made | - | - | - |
| Further interest remaining due and payable for earlier years | 245,292 | 188,378 | 150,102 |
| Interest Charge to Statement of Profit and Loss | 217,881 | 56,914 | 38,276 |

SCHEDULES

Notes forming part of the Standalone Financial Statements as of and for the year ended March 31, 2017

| | As at March 31, 2017 in ₹ Lakhs | As at March 31, 2016 in ₹ Lakhs | As at April 1, 2015 in ₹ Lakhs |
|---|---------------------------------------|---------------------------------------|--------------------------------------|
| 40 CAPITAL AND OTHER COMMITMENTS | | | |
| Estimated amount of contracts remaining to be executed on capital account and not provided for [net of advances ₹ 207 Lakhs (March 31, 2016- ₹ 283 Lakhs and April 1, 2015- ₹ 452 Lakhs)] | 1,652 | 1,583 | 979 |

41 CONTINGENT LIABILITIES [Refer note 3(l)]

Claims against the Company not acknowledged as debt

| | | | |
|--|-------------------|-------------------|-------------------|
| (i) Penalty under Kerala Value Added Tax Act, 2003 | - | - | 909 |
| (ii) Penalty under Maharashtra Municipal Corporation Act, 1949 | - | - | 29 |
| (iii) Stamp Duty - Karnataka and Maharashtra | Not ascertainable | Not ascertainable | Not ascertainable |

In response to the notices received from Stamp Authorities of Bangalore, Mangalore and Mumbai for payment of stamp duty under the Karnataka Stamp Act, 1957, and Maharashtra Stamp Act, 1958, based on the legal counsel advise received, the Company has filed its reply with those authorities submitting that on various grounds, it does not consider an air waybill to be an 'acknowledgement' chargeable to stamp duty under the Schedule of the said Act.

42 During the year, the Company has received a repayment of ₹ 3,911 (Lakhs) [Previous year ₹ 3,208 (Lakhs)] from Blue Dart Aviation Limited, a subsidiary company. As at March 31, 2017 the outstanding loan balance is ₹ 5,437 (Lakhs), [Previous year ₹ 9,348 (Lakhs)] of which ₹ 2,441 (Lakhs) [Previous year ₹ 3,911 (Lakhs)] is receivable within 12 months from balance sheet date. The loan carries an interest computed at an average 'base' rate of IDBI Bank and ICICI Bank with the interest being reset on six month basis.

43 DIVIDENDS [Refer note 3(q)]

The final dividend proposed for the year is as follows:

| | As at March 31, 2017 | As at March 31, 2016 |
|--|-------------------------|-------------------------|
| On Equity Shares of Rs 10/- each | | |
| Amount of dividend proposed (in Rs. Lakhs) | 3,559 | 7,118 |
| Dividend per equity share | 15 | 30 |

44 Disclosures pursuant to the Regulation 34(3) read with para A of Schedule V to SEBI (Listing Obligations and Disclosure Requirements) Regulations, 2015

| | Year ended March 31, 2017 in ₹ Lakhs | Year ended March 31, 2016 in ₹ Lakhs |
|---|--|--|
| (A) Loans and advances in the nature of loans to subsidiary (Blue Dart Aviation Limited) | | |
| Balance as at the year end | 5,437 | 9,348 |
| Maximum amount outstanding at any time during the year | 9,348 | 12,556 |

(B) Investment by the loanee in the shares of the Company

The loanee has not made any investment in the shares of the Company.

45 CAPITAL MANAGEMENT

The Company's objective for Capital management is to maximise shareholder's value and support the strategic objectives of the Company. The Company determines the capital requirements based on its financial performance, operating and long term investment plans. The funding requirements are met through operating cash flows generated.

SCHEDULES

Notes forming part of the Standalone Financial Statements as of and for the year ended March 31, 2017

46 During the year, the Company exercised the “call” option on balance 26% shares equivalent to 6,240,000 Equity Shares of Blue Dart Aviation Limited (BDAL) on November 24, 2016 (previous year 5,040,000 Equity Shares on June 22, 2015 and 960,000 Equity Shares on July 29, 2015) for a total consideration of ₹ 7,061 Lakhs including incidental expenses (Previous year ₹ 5,368 Lakhs) and thereby increased its shareholding to 100% (previous year increased from 49% to 74%).

47 DISCLOSURE ON SPECIFIED BANK NOTES (SBNS)

During the year, the Company held specified bank notes or other denomination notes as defined in the MCA notification G.S.R. 308(E) dated March 31, 2017. The details of Specified Bank Notes (SBN) held and transacted during the period from November 8, 2016 to December 30, 2016, along with that of other notes given below as per the notification.

| Particular | in ₹ Lakhs | | |
|---|-----------------------|--------------|--------------|
| | Specified Bank Notes* | Other notes | Total |
| Closing cash on hand as on November 8, 2016 | 1,354 | 782 | 2,136 |
| Add : Receipts for permitted transactions | - | 32,825 | 32,825 |
| Less : Paid for permitted transactions | - | - | - |
| Less : Deposited in bank accounts | 1,354 | 32,557 | 33,911 |
| Closing cash on hand as on December 30, 2016 | - | 1,050 | 1,050 |

* For the purposes of this note, the term ‘Specified Bank Notes’ shall have the same meaning provided in the notification of the Government of India, in the Ministry of Finance, Department of Economic Affairs number S.O. 3407(E), dated the November 8, 2016.

48 TRANSITION TO IND AS:

These are the Company’s first standalone financial statements prepared in accordance with Ind AS.

For the purposes of reporting as set out in Note 2, we have transitioned our basis of accounting from Indian generally accepted accounting principles (“IGAAP”) to Ind AS. The accounting policies set out in Note 3 have been applied in preparing the financial statements as at and for the year ended March 31, 2016 and in the preparation of an opening Ind AS balance sheet at April 1, 2015 (the “transition date”).

In preparing our opening Ind AS balance sheet, we have adjusted amounts reported in financial statements prepared in accordance with IGAAP. An explanation of how the transition from IGAAP to Ind AS has affected our financial performance, cash flows and financial position is set out in the following tables and the notes that accompany the tables. On transition, we did not revise estimates previously made under IGAAP except where required by Ind AS.

A. Exemptions and exceptions availed

Set out below are the applicable Ind AS 101 optional exemptions and mandatory exceptions applied in the transition from Indian GAAP to Ind AS.

Ind AS optional exemptions

1. Investment in subsidiaries

Ind AS 101 allows a first time adopter to record the carrying value of investment in subsidiaries as per previous GAAP (i.e. Indian GAAP carrying value on transition date) or fair value of investment in subsidiaries at transition date as deemed cost under Ind AS.

Accordingly, the Company has elected to carry its investment in subsidiaries at the previous GAAP carrying value on the transition date.

2. Deemed Cost

Ind AS 101 permits a first time adopter to elect to continue with the carrying value for all of its property, plant and equipment as recognised in the financial statements as at the date of transition to Ind AS, measured as per the previous GAAP and use that as its deemed cost as at the date of transition after making necessary adjustments for de-commissioning liabilities. This exemption can also be used for intangible assets covered by Ind AS 38 Intangible Assets and investment property covered by Ind AS 40 Investment Properties.

Accordingly, the company has elected to measure all of its property, plant and equipment and intangible assets at their previous GAAP carrying value on the transition date.

SCHEDULES

Notes forming part of the Standalone Financial Statements as of and for the year ended March 31, 2017

Ind AS mandatory exceptions

1. Estimates

An entity's estimates in accordance with Ind AS at the date of transition to Ind AS shall be consistent with estimates made for the same date in accordance with previous GAAP (after adjustments to reflect any difference in accounting policies), unless there is objective evidence that those estimates were in error.

Ind AS estimates as at April 1, 2015 are consistent with the estimates as at the same date made in conformity with previous GAAP.

B. Reconciliations between previous GAAP and Ind AS

Ind AS 101 requires an entity to reconcile equity and total comprehensive income for prior periods. The following tables represent the reconciliations from previous GAAP to Ind AS.

| Reconciliation of equity as at transition date (April 1, 2015)* | | | | in ₹ Lakhs |
|---|---------------------------------|---------------|----------------|---------------|
| | Notes to first time adoption | Indian GAAP | Adjustments | Ind AS |
| ASSETS | | | | |
| NON-CURRENT ASSETS | | | | |
| Property, Plant and Equipment | | 17,025 | (268) | 16,757 |
| Capital Work-in-Progress | | 486 | - | 486 |
| Other Intangible Assets | | 4,513 | - | 4,513 |
| Intangible Assets under development | | 2,054 | - | 2,054 |
| Financial Assets | | | | |
| Investments | | 1,977 | - | 1,977 |
| Loans | | 9,348 | - | 9,348 |
| Others Financial Assets | 1 | 6,880 | (1,538) | 5,342 |
| Non-Current Tax Assets (Net) | | 957 | - | 957 |
| Other Non-Current Assets | 1 | 509 | 684 | 1,193 |
| | | 43,749 | (1,122) | 42,627 |
| CURRENT ASSETS | | | | |
| Inventories | | 395 | - | 395 |
| Financial Assets | | | | |
| Trade Receivables | 3 | 29,140 | (2,609) | 26,531 |
| Cash and Cash equivalents | | 16,506 | - | 16,506 |
| Bank balances other than above | | 57 | - | 57 |
| Loans | | 3,248 | - | 3,248 |
| Others Financial Assets | | 2,386 | - | 2,386 |
| Other Current Assets | 1 and 3 | 1,503 | 1,500 | 3,003 |
| Asset classified as held for sale | | 438 | - | 438 |
| | | 53,673 | (1,109) | 52,564 |
| TOTAL | | 97,422 | (2,231) | 95,191 |
| EQUITY AND LIABILITIES | | | | |
| EQUITY | | | | |
| Equity Share Capital | | 2,376 | - | 2,376 |
| Other Equity | 1,3,4 and 5 | 27,334 | 4,245 | 31,579 |
| | | 29,710 | 4,245 | 33,955 |

SCHEDULES

Notes forming part of the Standalone Financial Statements as of and for the year ended March 31, 2017

| | | | | in ₹ Lakhs |
|--------------------------------|---------------------------------|---------------|----------------|---------------|
| | Notes to first time adoption | Indian GAAP | Adjustments | Ind AS |
| LIABILITIES | | | | |
| NON-CURRENT LIABILITIES | | | | |
| Financial Liabilities | | | | |
| Borrowings | | 33,219 | - | 33,219 |
| Employee Benefit Obligations | | 1,450 | - | 1,450 |
| Deferred Tax Liabilities (Net) | 4 | 1,028 | (758) | 270 |
| | | 35,697 | (758) | 34,939 |
| CURRENT LIABILITIES | | | | |
| Financial Liabilities | | | | |
| Trade Payables | | 16,878 | - | 16,878 |
| Other Financial Liabilities | | 6,229 | - | 6,229 |
| Other Current Liabilities | | 552 | - | 552 |
| Employee Benefit Obligations | | 2,638 | - | 2,638 |
| Provisions | 5 | 5,718 | (5,718) | - |
| | | 32,015 | (5,718) | 26,297 |
| TOTAL | | 97,422 | (2,231) | 95,191 |

*The previous GAAP figures have been reclassified to conform to Ind AS presentation requirements for the purpose of this note.

| Reconciliation of equity as at transition date (March 31, 2016)* | | | | in ₹ Lakhs |
|--|---------------------------------|---------------|----------------|---------------|
| | Notes to first time adoption | Indian GAAP | Adjustments | Ind AS |
| ASSETS | | | | |
| NON-CURRENT ASSETS | | | | |
| Property, Plant and Equipment | | | | |
| | | 19,781 | (320) | 19,461 |
| Capital Work-in-Progress | | 281 | - | 281 |
| Other Intangible Assets | | 4,873 | - | 4,873 |
| Intangible Assets under development | | 1,772 | - | 1,772 |
| Financial Assets | | | | |
| Investments | | 7,345 | - | 7,345 |
| Loans | | 5,437 | - | 5,437 |
| Others Financial Assets | 1 | 7,428 | (1,255) | 6,173 |
| Non-Current Tax Assets (Net) | | 692 | - | 692 |
| Other Non-Current Assets | 1 | 337 | 491 | 828 |
| | | 47,946 | (1,084) | 46,862 |
| CURRENT ASSETS | | | | |
| Inventories | | | | |
| | | 518 | - | 518 |
| Financial Assets | | | | |
| Trade Receivables | 3 | 31,898 | (2,763) | 29,135 |
| Cash and Cash equivalents | | 28,620 | - | 28,620 |
| Bank balances other than above | | 85 | - | 85 |
| Loans | | 3,992 | - | 3,992 |

SCHEDULES

Notes forming part of the Standalone Financial Statements as of and for the year ended March 31, 2017

| | | | | in ₹ Lakhs |
|--------------------------------|---------------------------------|----------------|----------------|----------------|
| | Notes to first time adoption | Indian GAAP | Adjustments | Ind AS |
| Others Financial Assets | | 3,057 | - | 3,057 |
| Other Current Assets | 1 and 3 | 1,753 | 1,400 | 3,153 |
| | | 69,923 | (1,363) | 68,560 |
| TOTAL | | 117,869 | (2,447) | 115,422 |
| EQUITY AND LIABILITIES | | | | |
| EQUITY | | | | |
| Equity Share Capital | | 2,376 | - | 2,376 |
| Other Equity | 1,3,4 and 5 | 37,734 | 6,952 | 44,686 |
| | | 40,110 | 6,952 | 47,062 |
| LIABILITIES | | | | |
| NON-CURRENT LIABILITIES | | | | |
| Financial Liabilities | | | | |
| Borrowings | | 33,219 | - | 33,219 |
| Employee Benefit Obligations | | 1,777 | - | 1,777 |
| Deferred Tax Liabilities (Net) | 4 | 1,229 | (832) | 397 |
| | | 36,225 | (832) | 35,393 |
| CURRENT LIABILITIES | | | | |
| Financial Liabilities | | | | |
| Trade Payables | | 20,456 | - | 20,456 |
| Other Financial Liabilities | | 6,694 | - | 6,694 |
| Other Current Liabilities | | 881 | - | 881 |
| Employee Benefit Obligations | | 4,936 | - | 4,936 |
| Provisions | 5 | 8,567 | (8,567) | - |
| | | 41,534 | (8,567) | 32,967 |
| TOTAL | | 117,869 | (2,447) | 115,422 |

*The previous GAAP figures have been reclassified to conform to Ind AS presentation requirements for the purpose of this note.

| Reconciliation of total comprehensive income for the year ended March 31, 2016* | | | | in ₹ Lakhs |
|---|---------------------------------|----------------|-------------|----------------|
| | Notes to first time adoption | Indian GAAP | Adjustments | Ind AS |
| INCOME | | | | |
| Revenue from operations | 3 | 255,386 | (194) | 255,192 |
| Other Income | 1 | 2,829 | 228 | 3,057 |
| Total Income | | 258,215 | 34 | 258,249 |
| EXPENSES | | | | |
| Freight, Handling and Servicing Costs (Net) | 1 and 3 | 156,964 | 214 | 157,178 |
| Employee Benefits Expense | 2 | 39,763 | (231) | 39,532 |
| Finance Costs | | 3,114 | - | 3,114 |
| Depreciation and Amortisation Expense | | 3,970 | 52 | 4,022 |

SCHEDULES

Notes forming part of the Standalone Financial Statements as of and for the year ended March 31, 2017

| | | | in ₹ Lakhs |
|--|------------------------------|----------------|--------------|
| | Notes to first time adoption | Indian GAAP | Adjustments |
| | | | Ind AS |
| Other Expenses | 1 and 3 | 25,427 | (16) |
| Total Expenses | | 229,238 | 19 |
| PROFIT BEFORE TAX | | 28,977 | 15 |
| Income Tax Expense: | | | |
| Current Tax | | 9,788 | 1 |
| Deferred Tax | 4 | 201 | 4 |
| Total Tax Expense | | 9,989 | 5 |
| PROFIT FOR THE YEAR | | 18,988 | 10 |
| OTHER COMPREHENSIVE INCOME | | | |
| Items that will not be reclassified to Statement of Profit and Loss | | | |
| Actuarial loss arising from remeasurements of post employment benefit obligation | 2 | - | 231 |
| Income tax relating to this item | 2 and 4 | - | (78) |
| Total comprehensive income for the year | | 18,988 | (143) |

Equity reconciliation:

Reconciliation of Equity as at April 1, 2015

| Description | Notes to first time adoption | ₹ in Lakhs |
|---|------------------------------|---------------|
| Total equity as per Indian GAAP audited financials as at April 1, 2015 | | 29,710 |
| Change in Revenue recognition policy in line with Ind AS (Revenue) | 3 | (2,609) |
| Impact on costs due to change in Revenue recognition policy in line with Ind AS | 3 | 782 |
| Interest on payload deposit resulting from fair valuation | 1 | 10 |
| Increase in Air Charter costs due to discounting of payload deposit | 1 | (11) |
| Interest on security deposits resulting from fair valuation | 1 | 894 |
| Amortisation of prepaid lease rent due to discounting of deposits | 1 | (1,029) |
| Depreciation on leasehold improvements | | (268) |
| Deferred tax impact of Ind AS adjustments | 4 | 758 |
| Reversal of provision for proposed dividend and dividend distribution tax thereon | 5 | 5,718 |
| Total | | 4,245 |
| Total equity as per Ind AS as at April 1, 2015 | | 33,955 |

SCHEDULES

Notes forming part of the Standalone Financial Statements as of and for the year ended March 31, 2017

Reconciliation of total comprehensive income for the year ended March 31, 2016

| Description | Notes to first time adoption | ₹ in Lakhs |
|---|------------------------------|---------------|
| Profit after tax as per previous GAAP | | 18,988 |
| Adjustments: | | |
| Change in Revenue recognition policy in line with Ind AS (Revenue) | 3 | (114) |
| Impact on costs due to change in Revenue recognition policy in line with Ind AS | 3 | (22) |
| Interest on payload deposit resulting from fair valuation | 1 | 188 |
| Increase in Air Charter costs due to discounting of payload deposit | 1 | (192) |
| Interest on security deposits resulting from fair valuation | 1 | 360 |
| Amortisation of prepaid lease rent due to discounting of deposits | 1 | (384) |
| Depreciation on leasehold improvements | | (52) |
| Remeasurements of the net defined benefit plans | 2 | 231 |
| Deferred tax impact of Ind AS adjustments | 4 | (5) |
| Net Profit as per Ind AS for the period | | 18,998 |
| Items that will not be reclassified to Statement of Profit and Loss | | |
| Actuarial loss arising from remeasurements of post employments benefits | | 231 |
| Income tax relating to this item | | (78) |
| Other comprehensive income, net of income tax | 2 and 4 | 153 |
| Total comprehensive income as per Ind AS | | 18,845 |

Cash flow reconciliation:

The impact on cash flow from operating, investing and financing activities for the year ended March 31, 2016 on transition to Ind AS is as follows:-

| Financial Year ended March 31, 2016 | Previous GAAP | Adjustments | Ind AS |
|---|---------------|-------------|---------|
| Net cash inflow from operating activities | 27,001 | 80 | 27,081 |
| Net cash (used in) investing activities | (6,033) | (81) | (6,114) |
| Net cash (used in) financing activities | (8,854) | 1 | (8,853) |
| Net increase in cash and cash equivalents | 12,114 | - | 12,114 |

Footnotes

- Under Indian GAAP, interest free security free lease security deposits and aircraft payload deposit (that are refundable in cash) are recorded at their transaction value. Under Ind AS, all financial instruments are required to be measured at their fair value on initial recognition. Accordingly, security deposits have been fair valued under Ind AS. Difference between transaction value and fair value has been recognised as prepaid rent/cost. Prepaid rent/cost is amortised over the lease term and notional interest income is recognised on unwinding of security deposits.
- Under Ind AS, remeasurements of post employment benefits i.e. actuarial gains and losses and the return on plan assets, excluding amounts included in the net interest expense on the net defined benefit liability are recognised in other comprehensive income instead of profit or loss. Under the previous GAAP, these remeasurements were forming part of the Statement of Profit and Loss for the year.
- Under Indian GAAP, revenue from distribution service and related costs were recognised on manifest of shipments. Under Ind AS, revenue from distribution services have been recognised on delivery of services.

SCHEDULES

Notes forming part of the Standalone Financial Statements as of and for the year ended March 31, 2017

- Under Ind AS, deferred tax has been recognised on the adjustments made on transition to Ind AS.
- Under the previous GAAP, dividends proposed by the board of directors after the balance sheet date but before the approval of the financial statements were considered as adjusting events. Accordingly, provision for proposed dividend was recognised as a liability. Under Ind AS, such dividends are recognised when the same is approved by the shareholders in the general meeting.
- Retained earnings as at April 1, 2015 has been adjusted consequent to the above Ind AS transition adjustments.
- Under previous GAAP, Blue Dart Aviation Limited (BDAL) was recognised as an associate of the company. Under Ind AS, an investor (the Company) controls an investee (BDAL) when the investor is exposed to (has rights to) variable returns from its involvement with the investee, and has the ability to affect those returns through its power over the investee. Accordingly, BDAL is recognised as a subsidiary under Ind AS.

49 RECENT ACCOUNTING PRONOUNCEMENTS

Standards issued but not yet effective:

In March 2017, the Ministry of Corporate Affairs issued the Companies (Indian Accounting Standards) (Amendments) Rules, 2017, notifying amendments to Ind AS 7, 'Statement of cash flows'. These amendments are in accordance with the recent amendments made by International Accounting Standards Board (IASB) to IAS 7, 'Statement of cash flows'. The amendments are applicable to the company from April 1, 2017.

Amendment to Ind AS 7: 'Statement of cash flows'

The amendment to Ind AS 7 requires the entities to provide disclosures that enable users of financial statements to evaluate changes in liabilities arising from financing activities, including both changes arising from cash flows and non-cash changes, suggesting inclusion of a reconciliation between the opening and closing balances in the balance sheet for liabilities arising from financing activities, to meet the disclosure requirement.

The company is evaluating the requirements of the amendment and the effect on the financial statements is being evaluated.

- Previous year's figures have been regrouped/reclassified, wherever necessary to conform to the current year's classification.

Signatures to Notes 1 to 50 form an integral part of the financial statements.

As per our report of even date

For and on behalf of the Board of Directors

For Price Waterhouse
Firm Registration Number: 301112E
Chartered Accountants

Sharad Upasani
Chairman
DIN:01739334

Anil Khanna
Managing Director
DIN:01334483

Malcolm Monteiro
Director
DIN:00089757

Narendra Sarda
Director
DIN:03480129

Mehul Desai
Partner
Membership No. 103211

Air Marshal M. McMahon (Retd.)
Director
DIN:00234293

Yogesh Dhingra
Chief Financial Officer &
Chief Operating Officer

Tushar Gunderia
Company Secretary

Place: Mumbai
Date: May 5, 2017

Place: Mumbai
Date: May 5, 2017

BOARD OF DIRECTORS

BLUE DART AVIATION LIMITED

BOARD OF DIRECTORS

| | |
|---|--|
| Tushar Kumudrai Jani | Chairman |
| Tulsi Nowlakha Mirchandaney | Managing Director |
| Clyde Christopher Cooper | Director |
| Air Marshal Michael McMahon (Retd.) | Director |
| Air Marshal Vijay Achyut Patkar (Retd.) | Director |
| Lars Winkelbauer | Director |
| Sharad Upasani | Additional Director |
| Surendra Sheth | Alternate Director to Mr. Clyde Christopher Cooper |

KEY MANAGERIAL PERSONNEL

| | |
|------------------|---|
| P. Parameshwaran | Chief Financial Officer |
| N. Palaniappan | Company Secretary & Sr. Manager - Finance |

PRINCIPAL BANKERS

Yes Bank Limited

AUDITORS

Price Waterhouse

REGISTERED OFFICE

Blue Dart Centre,
Sahar Airport Road,
Andheri (E), Mumbai – 400 099
CIN: U35303MH1994PLC078691

DIRECTORS' REPORT

To the Members

Your Directors have great pleasure in presenting the Twenty Third Annual Report of your Company for the 12 months ended March 31, 2017.

FINANCIAL RESULTS

| | (₹ in Lakhs) | |
|---|---------------------------------|---------------------------------|
| | Year ended March 31, 2017 | Year ended March 31, 2016 |
| Revenues: | | |
| Revenue from Operations | 61,361 | 58,428 |
| Other Income | 523 | 1,202 |
| Less: Operating Expenses | (53,669) | (50,734) |
| Operating Profit (EBIDTA) | 8,215 | 8,896 |
| Less: Interest cost (Net) | 1,786 | 1,907 |
| Depreciation / Amortisation | 5,974 | 6,188 |
| Earnings before tax | 455 | 801 |
| Less: Provision for Income tax | 144 | 270 |
| Earnings after tax | 311 | 531 |
| Other Comprehensive Income | (4) | (228) |
| Total Comprehensive Income for the year | 307 | 303 |

During the year under review, your Company has recorded a profit before tax of ₹ 455 lakhs as compared to profit before tax of ₹ 801 lakhs for the 12 months ended March 31, 2016.

REVIEW OF INDIAN ECONOMY AND AVIATION INDUSTRY

Against the backdrop of robust macro-economic stability, the year was marked by two major domestic policy developments, the passage of the Constitutional amendment, paving the way for implementing the transformational Goods and Services Tax (GST) and the action to demonetise the two highest denomination notes. The GST will create a common Indian market, improve tax compliance and governance and boost investment and growth; it is also a bold new experiment in the governance of India's cooperative federalism. Demonetisation has had short-term impediments but holds the potential for long term benefits.

India's civil aviation industry is on a high-growth trajectory. The Civil Aviation industry has ushered in a new era of expansion, driven by factors such as low-cost carriers (LCCs), modern airports, Foreign Direct Investment (FDI) in domestic airlines, advanced information technology (IT) interventions and growing emphasis on regional

connectivity. India is the ninth-largest civil aviation market in the world, with a market size of around US\$ 16 billion. India is expected to become the third largest aviation market by 2020.

The civil aviation sector is hugely susceptible to oil price volatility, economic cycles, natural disasters, epidemics and political upheavals. Indian civil aviation industry has exhibited tremendous resilience to the global economic slowdown. The report from Centre for Asia Pacific Aviation (CAPA), an aviation think-tank in the year 2016 reviews India's status as the fastest growing aviation market in the world which creates tremendous opportunities, but risks are also heightened as the inadequacy of India's infrastructure planning, a fast emerging shortage of skills, flawed policy initiatives, and weak regulatory oversight threaten to become major stumbling blocks. The potential is enormous, but unless the government takes suitable measures, this will be seriously constrained.

REVIEW OF PERFORMANCE

Your Company is the only scheduled domestic cargo airline network in the Indian skies, with a fleet of six Boeing 757-200 freighters. During the year, your Company has celebrated its 20th anniversary and you will be proud to know that your Company is just the third airline in India to cross this laudable milestone, apart from being the only cargo airline in the country to have done so. This is a proud achievement and result of great teamwork across department in your Company.

Your Company has posted an excellent On Time Performance of 86.58% and a Technical Dispatch Reliability of 99.42%, both of which are the best in the industry despite severe infrastructure constraints and an average fleet life of 22 years. Your Company has handled 41 charters during the year and has uplifted 94,394 tonnes on its network during the period of 12 months ended March 31, 2017. This was made possible with an unprecedented additional operation of 622 sector and 1419 hours in addition to scheduled night operations.

During the year, VT-BDB, our first aircraft with winglets was successfully inducted into operations and your Company has received IATA approval for its Dangerous Goods training facility and DGCA approval for the flight operations Airline Type Rating Program. A major achievement during the year has been securing of your Company's own airside facilities at Delhi and Mumbai, allotment of space for relocation of the facility at Kolkata airport and progress towards allocation of an airport facility at Chennai after an engagement with various authorities over a period of 8 years.. The allocation of these facilities would service to control the annual cost increases from an average of between 37.6% & 73.6% to 7.5%. The completion of these facilities in the next 12 to 15 months, should greatly improve the work environment and relieve some of the acute space constraints at these facilities.

Your Company has experienced many challenges during the year. Cyclone Vardah caused considerable devastation at Chennai, and extensive damage to your Company's aircraft, VT-BDO, parked at Chennai International Airport leading to consequential grounding of the aircraft. However, your Company's engineering team proved

DIRECTORS' REPORT

their capability once again, restoring the aircraft and operations in record time and with great cost-efficiency. Your Company rose to the challenge of its customer capacity demand during the year unwaveringly, especially during the festive season, with upto three additional flights per day apart from the scheduled night operations within existing planned resources.

Your Company continues to engage with Government on various policy related matters and has made innumerable representation on the areas involving development of Air Cargo Sector. Based on your Company's representation, Government of India(GOI) has made prominent changes to National Civil Aviation Policy like award of space by Airport Operators for at least 10-year lease to operators of express cargo freighters, extension of benefit under Regional Connectivity Scheme to Cargo Airlines, amendment of 'Substantial Ownership and Effective Control' clause in Air Service Agreements with other countries, etc.,

DIRECTORS/ KEY MANAGERIAL PERSONNEL

As on March 31, 2017, Your Company's Board has a strength of 7 (Seven) Directors including 1(one) Woman Director and 2 (two) Independent Directors.

The Board of Directors of the Company is duly constituted and the present structure is as follows:

| Sr. No. | Name of the Directors | Designation |
|---------|---|--|
| 1. | Mr. Tushar K. Jani | Chairman |
| 2. | Ms.Tulsi Nowlakha Mirchandaney | Managing Director |
| 3. | Mr. Clyde C. Cooper | Director |
| 4. | Air Marshal M.McMahon (Retd.) | Director |
| 5. | Air Marshal Vijay Achyut Patkar (Retd.) | Director |
| 6. | Mr. Lars Winkelbauer | Director |
| 7. | Mr. Sharad Upasani | Additional Director |
| 8. | Mr. Surendra Sheth | Alternate Director to Mr. Clyde Christopher Cooper |

As per SEBI (Listing Obligations and Disclosure Requirements) Regulations, 2015, your Company would be considered as material subsidiary of Blue Dart Express Limited and Blue Dart Express Limited needs to appoint at least one of its Independent Director in the Board of your Company. Blue Dart Express Limited through letter dated August 03, 2016 has nominated its Independent Director Mr. Sharad Upasani (DIN: 01739334) to the Board of your Company subject to requisite approvals from the Ministry of Civil Aviation. Ministry of Civil Aviation vide letter dated February 28, 2017 has given necessary security clearance for the appointment of Mr. Sharad Upasani (DIN: 01739334) as Director in your Company. Based on said security clearance, Board of Directors through Circular resolution has appointed Mr. Sharad Upasani as an Additional Director of your Company with effect from March 15, 2017.

Mr. Clyde C. Cooper, Director has requested the Board of Directors to appoint Mr. Surendra Sheth(DIN: 89981) as his alternate during his absence from India. Your Company had obtained Security Clearance from Ministry of Civil Aviation for appointment of Mr. Surendra Sheth as Alternate Director and has appointed Mr. Surendra Sheth on March 15, 2017 as Alternate Director to Mr. Clyde Cooper during his absence from India for a period exceeding 3 months, who shall vacate his office as and when Mr. Clyde C. Cooper returns to India.

During the year under review, in terms of the requirements under the Companies Act, 2013, all Independent Directors have given declarations under Section 149(7) of the Companies Act, 2013 that they meet the criteria of independence as laid down under Section 149(6) of the Companies Act, 2013.

In accordance with the provisions of the Companies Act, 2013, and Articles of Association of the Company, Mr.Lars Winkelbauer (DIN:07021941), Director, retires by rotation at the ensuing Annual General Meeting and being eligible, offers himself for re-appointment

The Key Managerial Personnel (KMPs) in the Company as per Section 2(51) and Section 203 of the Companies Act, 2013 are as follows:

| Sr. No. | Name of the Directors | Designation |
|---------|--------------------------------|-------------------------|
| 1. | Ms.Tulsi Nowlakha Mirchandaney | Managing Director |
| 2. | Mr. P. Parameshwaran | Chief Financial Officer |
| 3. | Mr. N. Palaniappan | Company Secretary |

Number of Meetings of the Board

During the year, the Board of Directors of your Company has met 6 times. The Maximum interval between any two meetings did not exceed 120 days.

Details of Board Meeting as Follows :

| Sr. No. | Date of Meeting |
|---------|-----------------|
| 1. | 15.04.2016 |
| 2. | 28.07.2016 |
| 3. | 12.10.2016 |
| 4. | 24.11.2016 |
| 5. | 15.12.2016 |
| 6. | 07.02.2017 |

AUDIT COMMITTEE

The Audit Committee comprises of three Non-Executive Directors viz; Air Marshal M McMahon (Retd.) as Chairman of the Committee, with Mr. Tushar K. Jani and Air Marshal Vijay Achyut Patkar (Retd.) as members of the Committee.

The terms of reference of the Audit Committee are in accordance with the provisions of Section 177 of the Companies Act, 2013.

DIRECTORS' REPORT

Ms. Tulsi Nowlakha Mirchandaney, Managing Director, Mr. Clyde C. Cooper, Director, Mr. Lars Winkelbauer, Director, Mr. P. Parameshwaran, Chief Financial Officer are the permanent invitees to the Audit Committee Meetings. Mr. N. Palaniappan, Company Secretary & Sr. Manager – Finance, acts as Secretary to the Committee.

INTERNAL FINANCIAL CONTROL SYSTEMS

Your Company has a sound internal control system to ensure that all assets are protected against loss from any unauthorised use. All transactions are recorded and reported correctly. The Company's internal control system is further supplemented by the internal audits carried out by an outsourced audit firm viz; M/s. KPMG. Well-established and robust internal audit processes, both at the business and corporate level, continuously monitor the adequacy and effectiveness of the internal control environment across the Company, and status of compliance with operating systems, internal policies and regulatory requirements. The Audit Committee of the Board addresses significant issues raised by both the Internal Auditors and Statutory Auditors.

VIGIL MECHANISM / WHISTLE BLOWER POLICY

In terms of provisions of Section 177(9)/(10) of the Companies Act, 2013, your Company has formalized the process and institutionalized a Whistle Blower Policy in the Organisation.

The Company engaged the services of M/s. KPMG Advisory Services Pvt. Ltd., renowned Consultancy Firm which has established Blue Dart Ethics Hotline. In terms of the Policy, all suspected violations and 'Reportable Matters' must be reported to the Ethics Committee via the Blue Dart Ethics Hotline. The Ethics Committee comprises of Mr. Prem K. Thomas, Chief Human Resource Manager, Mr. N. Palaniappan, Company Secretary & Sr. Manager – Finance and Mr. N. Krishnamoorthy, Chief Quality Manager. The Policy is applicable to all Directors, employees, officers, customers, vendors and/or third party intermediaries such as agents and consultants whether appointed on permanent, temporary, full time, part-time, contractual, probation or on retainer basis and engaged to conduct business on behalf of the Company concerned about unacceptable, unethical or illegal activities which affect the workplace. The Policy provides for direct access to the Chairperson of the Audit Committee in appropriate or exceptional cases. None of the Whistle Blowers were denied access to the Audit Committee of the Board.

The contact details for Blue Dart Ethics Hotline numbers are as follows:

| Sr. No. | Reporting Channel | Contact Information | Availability |
|---------|-------------------|--|---------------------------|
| 1. | Phone (Toll Free) | 1800 200 1072 | 7 AM to 11 PM on weekdays |
| 2. | Email | bluedart@ethicshelpline.in | 24 hours a day |
| 3. | Fax | Dial Toll Free number - 1800 200 1072 and select option 2 on IVR | 24 hours a day |

| Sr. No. | Reporting Channel | Contact Information | Availability |
|---------|-------------------|---|----------------|
| 4. | Post | PO Box No. 71, DLF Phase 1, Qutub Enclave, Gurgaon – 122002 | 24 hours a day |
| 5. | Web | www.in.kpmg.com/ethicshelpline | 24 hours a day |

SEXUAL HARASSMENT OF WOMAN AT WORKPLACE

The Company values dignity of individuals and strives to provide a safe and respectable work environment for all its employees. The Company is committed to providing an environment which is free of discrimination, intimidation and abuse. Pursuant to requirements of 'Sexual Harassment of Women at Workplace (Prohibition, Prevention and Redressal) Act, 2013' and rules made thereunder, the Company has formulated a Policy for Prevention of Sexual Harassment of Women in the Company. There was no complaint received from any employee during the financial year 2016-17 and hence no complaint is outstanding as on March 31, 2017 for redressal.

NOMINATION AND REMUNERATION COMMITTEE

In compliance with the provisions of the Companies Act, 2013, your Company has a Nomination and Remuneration Committee, with Air Marshal M McMahon (Retd.) as Chairman of the Committee, and Mr. Tushar K. Jani, Mr. Clyde C. Cooper and Air Marshal Vijay Achyut Patkar (Retd.) as members of the Committee.

Ms. Tulsi Nowlakha Mirchandaney, Managing Director, Mr. Lars Winkelbauer, Director and Mr. P. Parameshwaran, Chief Financial Officer are the permanent invitees to the Nomination and Remuneration Committee Meetings.

NOMINATION AND REMUNERATION POLICY

Pursuant to the provisions of Section 178 of Companies Act, 2013, the Board has, on the recommendations of the Nomination and Remuneration Committee, framed a policy on appointment of Directors and Key Managerial Personnel of the Company, and fixation of the remuneration of the Directors, Key Managerial Personnel and other employees of the Company. The Nomination and Remuneration policy of your Company has listed down criteria for determining qualifications, positive attributes, independence of a Director and other matters provided under Section 178(3) of Companies Act, 2013.

COMMENTS ON AUDITORS' REPORT/SECRETARIAL AUDIT REPORT

There are no qualifications, reservations or adverse remarks or disclaimers made by M/s. Price Waterhouse, Statutory Auditors, in their report, and by M/s. P. Sriram & Associates, Company Secretary in Practice, in his secretarial Audit Report.

The Statutory Auditors have not reported any incident of fraud to the Audit Committee of the Company in the year under review.

DIRECTORS' REPORT

MATERIAL CHANGES AND COMMITMENTS AFFECTING THE FINANCIAL POSITION OF THE Company

There have been no material changes and commitments, if any, affecting the financial position of the Company which have occurred between the end of the financial year of the Company to which the Financial Statements relate and the date of the report.

PARTICULARS OF LOANS, GUARANTEES OR INVESTMENTS UNDER SECTION 186

The Company has not made any loans, Guarantees or Investments, which falls under Section 186 of the Companies Act, 2013.

RELATED PARTY TRANSACTIONS

All Related Party Transactions that were entered into during the Financial Year were at arm's length basis and were in the ordinary course of business. There are no materially significant related party transactions made by the Company with Promoters, Directors, Key Managerial Personnel or other designated persons which may have a potential conflict with the interest of the Company at large.

All Related Party Transactions are placed before the Audit Committee and the Board for approval.

None of the Directors has any pecuniary relationships or transactions vis-à-vis the Company.

The particulars of contracts or arrangements with related parties as required under Section 134(3)(h) in prescribed Form AOC 2 are annexed herewith as an 'Annexure A'.

DIRECTORS' RESPONSIBILITY STATEMENT

Pursuant to the provisions of Section 134 (3) (c) of the Companies Act, 2013, your Directors confirm that;

- i. In the preparation of the annual accounts, the applicable accounting standards have been followed along with proper explanation relating to material departures;
- ii. They have selected such accounting policies and applied them consistently and made judgments and estimates that are reasonable and prudent so as to give a true and fair view of the state of affairs of the Company at the end of the financial year and of the profit and loss of the Company for that year;
- iii. They have taken proper and sufficient care for the maintenance of adequate accounting records in accordance with the provisions of the Act for safeguarding the assets of the Company and for preventing and detecting fraud and other irregularities;
- iv. They have prepared the annual accounts on a going concern basis;
- v. They have laid down proper internal financial controls to be followed by the Company and ensure that the financial controls were adequate and were operating effectively; and

- vi. They have devised systems to ensure compliance with the provisions of all applicable laws and that they were adequate and operating effectively.

SECRETARIAL AUDITOR AND SECRETARIAL AUDIT REPORT

Pursuant to the provisions of Section 204 of the Companies Act, 2013 and the Companies (Appointment and Remuneration of Managerial Personnel) Rules, 2014, the Company has reappointed M/s. P. Sriram & Associates, Company Secretary in Practice to undertake the Secretarial Audit of the Company for the year ended March 31, 2017.

The Report of the Secretarial Audit Report is annexed herewith as an 'Annexure B'.

EXTRACT OF ANNUAL RETURN

The details forming part of the extract of the Annual Return in form MGT 9 as per Section 92 (3) of the Companies Act, 2013 and Companies (Management and Administration) Rules, 2014 is annexed herewith as an 'Annexure C'.

RISK MANAGEMENT

The Company has in place a mechanism to inform the Board on risk assessment and mitigation procedures and periodic reviews are conducted in order to ensure that Management controls risks through a properly defined framework.

The Company has constituted an Internal Risk Management Committee comprising Ms. Tulsi Nowlakha Mirchandaney, Managing Director, Mr. P. Parameshwaran, Chief Financial Officer and Mr. N. Palaniappan, Company Secretary & Sr. Manager – Finance as members to monitor the risks on a periodic basis.

FIXED DEPOSITS

Your Company has not accepted any fixed deposits under the provisions of Section 73 of the Companies Act, 2013.

AUDITORS

The existing Statutory Auditors, M/s. Price Waterhouse, Chartered Accountants, (Firm Registration no. 301112E) will retire at conclusion of forthcoming Annual General Meeting of the Company. Pursuant to provisions of the Companies Act, 2013 requiring rotation of auditors, M/s. S. R. Batliboi & Associates LLP, Chartered Accountants (Firm Registration No. 101049W/E300004) are being recommended by the Audit Committee and Board of Directors for appointment as Statutory Auditors in place of M/s. Price Waterhouse.

M/s. S. R. Batliboi & Associates LLP, Chartered Accountants have confirmed that their appointment, if made, will be in accordance with the provisions of Section 139 of the Companies Act, 2013 and they satisfy the criteria provided under section 141 of the Companies Act, 2013.

DIRECTORS' REPORT

The Board of Directors has placed on record their appreciation for the services rendered by M/s. Price Waterhouse during their association with the Company as Statutory Auditors.

The Board of Directors has recommended appointment of M/s. S.R.Batliboi & Associates LLP, Chartered Accountants, (Firm Registration no. 101049W/E00004), as Statutory Auditors of the Company from the conclusion of the Twenty Third Annual General Meeting upto the conclusion of the Twenty Eighth Annual General Meeting, subject to necessary approval by the Shareholders of the Company at the ensuing Annual General Meeting and ratification by the Shareholders each year.

The Auditors' Report for the financial year 2016-17, does not contain any qualification, reservation or adverse remarks.

HUMAN RESOURCE DEVELOPMENT

The Human Resource (HR) function has always been aligned with the business objectives and as per the people requirements for effective partnership. Some of the highlights of key areas on which HR laid emphasis and achieved results were viz; Employee Morale & Motivation, Performance Management, Succession Planning, Employee wellness and Well Being, Work-Life Balance Initiatives, etc.,

During the year, various trainings were carried out across the Company. These ranged from the mandated training to training like First Aid, Fire Fighting, Mindfulness, Goal Setting, Supervisory Skill and PeP training.

Considering the need for and importance of employee health, your Company has organized employee health camps with a follow-up by doctors. Employees had been counseled on the importance of maintaining their health. Acupressure and Acupuncture sessions were held in Chennai, which evinced great interest from your Company employees.

During the year, your Company had conducted inter departmental cricket, football and carom matches for its employees. Your Company's Kolkata team has won the prestigious CC&FC Corporate Football tournament. At Chennai, your Company team was runners up in a private tournament which consisted of a number of league players.

EMPLOYEES

People are the human capital of the organization and key to the successful implementation of plans and processes. Your Company continues to maintain its 'People' philosophy. Your Directors take this opportunity to thank each one of our people for their dedicated service and contributions that have resulted in successfully surmounting the challenges of another year. Your Company's consistent growth has been made possible by their hard work, solidarity, co-operation, commitment and support.

Information on the particulars of employees' remuneration as per Section 197 of the Companies Act, 2013, read with Rule 5(2) of

the Companies (Appointment and Remuneration of Managerial Personnel) Rules, 2014 forms part of this Report. However, as per the provisions of Section 136 (1) of the Companies Act, 2013, the report and accounts are being sent to all shareholders of the Company, excluding the Statement of Particulars of Employees which is available for inspection at the registered office of the Company during working hours. Any shareholder interested in such particulars may inspect the same.

PARTICULARS REGARDING CONSERVATION OF ENERGY, TECHNOLOGY ABSORPTION AND FOREIGN EXCHANGE EARNINGS AND EXPENDITURE

The particulars regarding foreign exchange earnings and expenditure stipulated under section 134(3)(m) are annexed herewith as an 'Annexure D' and forms part of this Report. Since your Company does not own any manufacturing facility, the other particulars relating to conservation of energy and technology absorption stipulated in the Companies (Disclosure of Particulars in the Report of the 'Board of Directors' Rules, 1988) are not applicable.

ACKNOWLEDGEMENT

The Board of Directors wishes to express its sincere appreciation and thanks to all customers, vendors, banks, financial institutions, solicitors, advisors, the Government of India, concerned State Governments and other authorities for their consistent support and co-operation in contributing to the Organization's success.

Your Directors appreciate the contribution made by the employees of the Company and acknowledge their hard work and dedication to ensure that the Company consistently performs well.

For and on behalf of the Board of Directors,

Tushar K. Jani
Chairman
DIN: 192621

Tulsi Nowlakra Mirchandaney
Managing Director
DIN: 1842520

Air Marshal M. McMahon (Retd.)
Director
DIN: 00234293

Air Marshal VA Patkar (Retd.)
Director
DIN: 07037116

Lars Winkelbuaer
Director
DIN: 07021941

Sharad Upasani
Additional Director
DIN: 01739334

Surendra Sheth
Alternate Director
DIN: 00089981

Mumbai,
May 19, 2017

ANNEXURES TO DIRECTORS' REPORT

'ANNEXURE - A'

FORM NO. AOC - 2

[Pursuant to clause (h) of sub-section (3) of section 134 of the Companies Act, 2013 and Rule 8(2) of the Companies (Accounts) Rules, 2014]

Form for disclosure of particulars of contracts / arrangements entered into by the Company with the related parties referred to in sub-section (1) of section 188 of the Companies Act, 2013 including certain arms-length transactions under third proviso thereto.

I. Details of contracts or arrangements or transactions not at arm's length basis

There were no contracts or arrangements or transactions entered into during the year ended March 31, 2017, which were not at arm's length basis.

II. Details of material contracts or arrangement or transactions at arm's length basis

a. Name(s) of the related party and nature of relationship

Blue Dart Express Limited - Holding Company

Mr. Tushar K Jani - Chairman and Director

b. Nature of contracts/arrangements/transactions

- Aircraft Crew Insurance Maintenance (ACMI) Agreement with Blue Dart Express Limited.
- Cargo handling agreement with Cargo Service Center India Private Limited.
- Cargo Movement Services Agreement with DHL Express (India) Private Limited.

c. Duration of the contracts / arrangements/transactions

1. Blue Dart Express Limited - 01st October 2016 to 30th September 2017.
2. Cargo Service Center India Private Limited - 01st April 2016 to 31st March 2018.
3. DHL Express (India) Private Limited - 01st August 2016 to 31st July 2017.
4. DHL Express (India) Private Limited - 01st January 2017 to 31st December 2018.
5. DHL Express (India) Private Limited - 01st January 2017 to 31st December 2017.

d. Salient terms of the contracts or arrangements or transactions including the value, if any :

All contracts have been executed on Arm's length basis on competitive terms.

e. Date(s) of approval by the Board, if any :

- Blue Dart Express Limited - April 15, 2016
- Cargo Service Center India Private Limited - July 28, 2016.
- DHL Express India Private Limited - October 12, 2016.
- DHL Express India Private Limited - December 15, 2016.
- DHL Express India Private Limited - December 15, 2016.

f. Amount paid as advances, if any : NIL

For and on behalf of the Board of Directors,

Tushar K. Jani
Chairman
DIN: 192621

Tulsi Nowlakra Mirchandaney
Managing Director
DIN: 1842520

Air Marshal M. McMahan (Retd.)
Director
DIN: 00234293

Air Marshal VA Patkar (Retd.)
Director
DIN: 07037116

Lars Winkelbauer
Director
DIN: 07021941

Sharad Upasani
Additional Director
DIN: 01739334

Surendra Sheth
Alternate Director
DIN: 00089981

Mumbai,
May 19, 2017

ANNEXURES TO DIRECTORS' REPORT

'ANNEXURE - B'

FORM NO. MR - 3

SECRETARIAL AUDIT REPORT

FOR THE FINANCIAL YEAR ENDED MARCH 31, 2017

[Pursuant to section 204(1) of the Companies Act, 2013 and Rule 9 of the Companies (Appointment and Remuneration Personnel) Rules, 2014]

To,
The Members,
Blue Dart Aviation Limited

I have conducted the secretarial audit of the compliance of applicable statutory provisions and the adherence to good corporate practices by **Blue Dart Aviation Limited** (hereinafter called the "Company"). Secretarial Audit was conducted in a manner that provided us a reasonable basis for evaluating the corporate conducts/statutory compliances and expressing our opinion thereon.

Based on my verification of Blue Dart Aviation Limited's books, papers, minute books, forms and returns filed and other records maintained by the company and also the information provided by the Company, its officers, functional heads, agents and authorized representatives during the conduct of secretarial audit, I hereby report that in our opinion, the company has, during the audit period covering the financial year ended on 31st March, 2017 complied with the statutory provisions listed hereunder and also that the Company has proper Board-processes and compliance-mechanism in place to the extent, in the manner and subject to the reporting made hereinafter:

I have examined the books, papers, minute books, forms and returns filed and other records maintained by the Company for the financial year ended on 31st March, 2017 according to the provisions of:

- 1) The Companies Act, 2013 (the Act) and the rules made thereunder;
- 2) The Aircraft (Public) Health Rules, 1954
- 3) The Aircraft Act, 1934
- 4) The Aircraft Rules, 1937
- 5) The Air (Prevention & control of pollution) Act 1981
- 6) The Carriage by Air Act, 1972
- 7) The Customs Act 1962
- 8) The Environment (Protection) Act, 1986
- 9) The Factories Act 1948
- 10) The Foreign Exchange Management Act, 1999
- 11) The Indian Aircraft Rules, 1920
- 12) The Industrial Disputes Act, 1947
- 13) The Industrial Employment (Standing Orders) Act, 1946
- 14) The Legal Metrology Act, 2009
- 15) The Motor Vehicles Act, 1988
- 16) The Trade Mark Act, 1999
- 17) The Unlawful Acts against safety of Civil Aviation Act 1982
- 18) The Water (Prevention & Control of Pollution) Act 1974

Other applicable laws on the operation of the Company and the rules made thereunder:

I have examined the systems and procedures of the Company as placed to ensure the compliance with general laws like Labour Laws, Employees Provident Funds Act, Employees State Insurance Act, considering and relying upon representations made by the Company and its Officers for systems and mechanisms formed by the Company for compliance under these laws and other applicable sector specific Acts, Laws, Rules and Regulations applicable to the Company and its observance by them. The Company has duly complied with the Secretarial Standards issued by The Institute of Company Secretaries of India (ICSI) during the audit period.

ANNEXURES TO DIRECTORS' REPORT

During the period under review the Company has complied with the provisions of the Act, Rules, Regulations, Guidelines, Standards etc., mentioned as above.

I Further Report That

The Board of Directors of the Company is duly constituted with proper balance of Executive Directors, Non-Executive Directors and Independent Directors. The changes in the composition of the Board of Directors that took place during the period under review were carried out in compliance with the provisions of the Act.

Adequate notice is given to all directors to schedule the Board Meetings, agenda and detailed notes on agenda were sent at least seven days in advance, and a system exists for seeking and obtaining further information and clarifications on the agenda items before the meeting and for meaningful participation at the meeting.

All decisions were carried out with unanimous approval of the Board and there was no instance of dissent voting by any member during the period under review.

I further report that there are adequate systems and processes in the company commensurate with the size and operations of the company to monitor and ensure compliance with applicable laws, rules, regulations and guidelines.

I further report that during the audit period, there were no instances of:

- (i) Public / Rights / Preferential issue of shares / debentures / sweat equity.
- (ii) Redemption / buy-back of securities.
- (iii) Major decisions taken by the Members in pursuance to Section 180 of the Companies Act, 2013.
- (iv) Merger / amalgamation / reconstruction etc.
- (v) Foreign technical collaborations.

Place : Chennai

Date : May 19, 2017

Signature:

P. Sriram & Associates

FCS No. 4862

C P No: 3310

This Report is to be read with my testimony of even date which is annexed as Annexure A and forms an integral part of this report.

ANNEXURES TO DIRECTORS' REPORT

'Annexure A'

**To
The Members,
Blue Dart Aviation Limited**

My report of even date is to be read along with this supplementary testimony.

1. Maintenance of secretarial record is the responsibility of the management of the company. My responsibility is to express an opinion on these secretarial records based on our audit.
2. I have followed the audit practices and processes as were appropriate to obtain reasonable assurance about the correctness of the contents of the Secretarial records. The verification was done on test basis to ensure that correct facts are reflected in secretarial records. I believe that the processes and practices, the company had followed provide a reasonable basis for our opinion.
3. I have not verified the correctness and appropriateness of financial records and Books of Accounts of the company.
4. Wherever required, I have obtained the Management representation about the compliance of laws, rules and regulations and happening of events etc.,
5. The compliance of the provisions of Corporate and other applicable laws, rules, regulations, standards is the responsibility of management. My examination was limited to the verification of procedures on test basis.
6. The Secretarial Audit report is neither an assurance as to the future viability of the company nor of the efficacy or effectiveness with which the management has conducted the affairs of the company.

Place : Chennai

Date : May 19, 2017

Signature:

P. Sriram & Associates
FCS No. 4862
C P No: 3310

ANNEXURES TO DIRECTORS' REPORT

'ANNEXURE C'

EXTRACT OF ANNUAL RETURN

FOR THE FINANCIAL YEAR ENDED MARCH 31, 2017

[Pursuant to Section 92(3) of the Companies Act, 2013, and Rule 12(1) of the Companies (Management and Administration) Rules, 2014]

FORM NO. MGT – 9

I. REGISTRATION AND OTHER DETAILS:

| | | |
|--|---|--|
| i. CIN | : | U35303MH1994PLC078691 |
| ii. Registration Date | : | May 31, 1994 |
| iii. Name of the Company | : | Blue Dart Aviation Limited |
| iv. Category / Sub-Category of the Company | : | Company having Share Capital |
| v. Address of the Registered office and contact details | : | Blue Dart Centre, Sahar Airport Road, Andheri (East) Mumbai - 400 099, India. Tel.No. +91 22 28396444 Head Office : No.88-89,Old International Terminal, Meenambakkam Airport,Chennai - 600 027 |
| vi. Whether listed company Yes / No | : | No |
| vii. Name, Address and Contact details of Registrar and Transfer Agent, if any | : | NIL |

II. PRINCIPAL BUSINESS ACTIVITIES OF THE Company

| Sr. No. | Name and Description of main products / services | NIC Code of the Product/ service | % to total turnover of the company |
|---------|--|----------------------------------|------------------------------------|
| 1 | Express Air Charter Service | 5120 | 99% |
| 2 | Business Support Service | 8299 | 1% |

III. PARTICULARS OF HOLDING, SUBSIDIARY AND ASSOCIATE COMPANIES

| Sr. No. | Name and Address of the Company | CIN/GLN | Holding/ Subsidiary/ Associate | % of shares held | Applicable Section |
|---------|---------------------------------|-----------------------|--------------------------------|------------------|--------------------|
| 1. | Blue Dart Express Limited | L61074MH1991PLC061074 | Holding | 100% | 2(46) |

IV. SHARE HOLDING PATTERN (Equity Share Capital Breakup as percentage of Total Equity)

i. Category-wise Share Holding

| Category of Shareholders | No. of Shares held at the beginning of the year (as on April 1, 2016 i.e. on the basis of Shareholding Pattern of March 31, 2016) | | | | No. of Shares held at the end of the year (as on March 31, 2017 i.e. on the basis of Shareholding Pattern of March 31, 2017) | | | | % change during the year |
|--------------------------|---|----------|-------|-------------------|--|----------|-------|-------------------|--------------------------|
| | Demat | Physical | Total | % of Total Shares | Demat | Physical | Total | % of Total Shares | |
| A. Promoters | | | | | | | | | |
| (1) Indian | | | | | | | | | |
| a) Individual/HUF | 0 | 0 | 0 | 0 | 0 | 0 | 0 | 0 | 0 |

ANNEXURES TO DIRECTORS' REPORT

| | | | | | | | | | |
|---|---|----------|----------|-------|---|----------|----------|--------|---------|
| b) Central Govt | 0 | 0 | 0 | 0 | 0 | 0 | 0 | 0 | 0 |
| c) State Govt (s) | 0 | 0 | 0 | 0 | 0 | 0 | 0 | 0 | 0 |
| d) Bodies Corp. | 0 | 17760000 | 17760000 | 74.00 | 0 | 24000000 | 24000000 | 100.00 | 26.00 |
| e) Banks / FI | 0 | 0 | 0 | 0 | 0 | 0 | 0 | 0 | 0 |
| f) Any Other | 0 | 0 | 0 | 0 | 0 | 0 | 0 | 0 | 0 |
| Sub-Total (A)(1): | 0 | 17760000 | 17760000 | 74.00 | 0 | 24000000 | 24000000 | 100.00 | 26.00 |
| (2) Foreign | | | | | | | | | |
| a) NRIs - Individuals | 0 | 0 | 0 | 0 | 0 | 0 | 0 | 0 | 0 |
| b) Other - Individuals | 0 | 0 | 0 | 0 | 0 | 0 | 0 | 0 | 0 |
| c) Bodies Corporate | 0 | 0 | 0 | 0 | 0 | 0 | 0 | 0 | 0 |
| d) Banks / FI | 0 | 0 | 0 | 0 | 0 | 0 | 0 | 0 | 0 |
| e) Any Other | 0 | 0 | 0 | 0 | 0 | 0 | 0 | 0 | 0 |
| Sub-Total (A)(2): | 0 | 0 | 0 | 0 | 0 | 0 | 0 | 0 | 0 |
| Total Shareholding of Promoters (A) = (A)(1)+(A)(2) | 0 | 17760000 | 17760000 | 74.00 | 0 | 24000000 | 24000000 | 100.00 | 26.00 |
| B. Public Shareholding | | | | | | | | | |
| 1) Institutions | | | | | | | | | |
| a) Mutual Funds / UTI | 0 | 0 | 0 | 0 | 0 | 0 | 0 | 0 | 0 |
| b) Banks / FI | 0 | 0 | 0 | 0 | 0 | 0 | 0 | 0 | 0 |
| c) Central Govt. | 0 | 0 | 0 | 0 | 0 | 0 | 0 | 0 | 0 |
| d) State Govt.(s) | 0 | 0 | 0 | 0 | 0 | 0 | 0 | 0 | 0 |
| e) Venture Capital Funds | 0 | 0 | 0 | 0 | 0 | 0 | 0 | 0 | 0 |
| f) Insurance Companies | 0 | 0 | 0 | 0 | 0 | 0 | 0 | 0 | 0 |
| g) FIs | 0 | 0 | 0 | 0 | 0 | 0 | 0 | 0 | 0 |
| h) Foreign Venture Capital Funds | 0 | 0 | 0 | 0 | 0 | 0 | 0 | 0 | 0 |
| i) Others (specify) | 0 | 0 | 0 | 0 | 0 | 0 | 0 | 0 | 0 |
| Sub-Total (B)(1): | 0 | 0 | 0 | 0 | 0 | 0 | 0 | 0 | 0 |
| (2) Non-Institutions | | | | | | | | | |
| a) Bodies Corporate | 0 | 0 | 0 | 0 | 0 | 0 | 0 | 0 | 0 |
| i) Indian | 0 | 0 | 0 | 0 | 0 | 0 | 0 | 0 | 0 |
| ii) Overseas | 0 | 0 | 0 | 0 | 0 | 0 | 0 | 0 | 0 |
| b) Individuals | | | | | | | | | |
| i. Individual Shareholders holding nominal share capital upto ₹ 1 lakh | 0 | 0 | 0 | 0 | 0 | 0 | 0 | 0 | 0 |
| ii. Individual Shareholders holding nominal share capital in excess of ₹ 1 lakh | 0 | 3120000 | 3120000 | 13.00 | 0 | 0 | 0 | 0 | (13.00) |
| c) Others (specify) | 0 | 0 | 0 | 0 | 0 | 0 | 0 | 0 | 0 |
| 1. Clearing Member | | | | | | | | | |
| 2. NRI | 0 | 3120000 | 3120000 | 13.00 | 0 | 0 | 0 | 0 | (13.00) |

ANNEXURES TO DIRECTORS' REPORT

| | | | | | | | | | |
|--|---|----------|----------|-------|---|----------|----------|-----|---------|
| 3. Foreign Portfolio Investor (Corporate) | 0 | 0 | 0 | 0 | 0 | 0 | 0 | 0 | 0 |
| 4. OCB | 0 | 0 | 0 | 0 | 0 | 0 | 0 | 0 | 0 |
| Sub-Total (B)(2): | 0 | 6240000 | 6240000 | 26.00 | 0 | 0 | 0 | 0 | (26.00) |
| Total Public Shareholding (B)=(B)(1)+(B)(2) | 0 | 6240000 | 6240000 | 26.00 | 0 | 0 | 0 | 0 | (26.00) |
| C. Shares held by Custodian for GDRs & ADRs | 0 | 0 | 0 | 0 | 0 | 0 | 0 | 0 | 0 |
| Grand Total (A+B+C) | 0 | 24000000 | 24000000 | 100 | 0 | 24000000 | 24000000 | 100 | 0.00 |

ii) Shareholding of Promoters

| Shareholder's Name | Shareholding at the beginning of the year | | | Shareholding at the end of the year | | | % change in shareholding during the year |
|---------------------------|---|----------------------------------|--|-------------------------------------|----------------------------------|--|--|
| | No. of Shares | % of total Shares of the company | % of Shares Pledged / encumbered to total shares | No. of Shares | % of total Shares of the company | % of Shares Pledged / encumbered to total shares | |
| Blue Dart Express Limited | 17760000 | 74 | 0 | 24000000 | 100 | 0 | 26 |

(iii) Change in Promoters' Shareholding (please specify, if there is no change)

| Sr. No. | | No. of Shares held at the beginning of the year (as on April 1, 2016 i.e. on the basis of Shareholding Pattern of March 31, 2016) | | Cumulative Shareholding during the year | |
|---------|---|---|----------------------------------|---|----------------------------------|
| | | No. of Shares | % of total Shares of the company | No. of Shares | % of total Shares of the company |
| 1. | At the beginning of the year | 177,60,000 | 74 | 177,60,000 | 74 |
| 2. | <u>Brought during the year</u> November 24, 2016 | 62,40,000 | 26 | 62,40,000 | 26 |
| 3. | At the End of the year | | | 240,00,000 | 100 |

iv) Shareholding Pattern of top ten Shareholders (other than Directors, Promoters and Holders of GDRs and ADRs):

| Sr. No. | For each of the Top 10 Shareholders | Shareholding at the beginning of the year | | Change in Shareholding (No. of Shares) | | Shareholding at the end of the year | |
|---------|-------------------------------------|---|----------------------------------|--|----------|-------------------------------------|----------------------------------|
| | | No. of Shares | % of total Shares of the company | Increase | Decrease | No. of Shares | % of total Shares of the company |
| 1. | - | 0 | 0 | 0 | 0 | 0 | 0 |

ANNEXURES TO DIRECTORS' REPORT

(v) Shareholding of Directors and Key Managerial Personnel:

| Sr. No. | For Each of the Directors and KMP | Shareholding at the beginning of the year | | Cumulative Shareholding during the year | |
|---|---|---|----------------------------------|---|----------------------------------|
| | | No. of Shares | % of total Shares of the company | No. of Shares | % of total Shares of the company |
| 1. | Mr. Tushar K. Jani | | | | |
| | At the beginning of the year | 3120000 | 13.00 | 3120000 | 13.00 |
| | Date wise Increase / (Decrease) in Share holding during the year (24.11.2016) | (3120000) | (13.00) | (3120000) | (13.00) |
| | At the End of the year | - | - | - | - |
| 2. | Mr. Clyde C. Cooper | | | | |
| | At the beginning of the year | 3120000 | 13.00 | 3120000 | 13.00 |
| | Date wise Increase / (Decrease) in Share holding during the year (24.11.2016) | (3120000) | (13.00) | (3120000) | (13.00) |
| | At the End of the year | - | - | - | - |
| None of the Key Managerial Personnel hold shares in the Company | | | | | |

(v) INDEBTEDNESS

₹ in Lakhs

Indebtedness of the Company including interest outstanding/accrued but not due for payment

| | Secured Loans excluding deposits | Unsecured Loans | Deposits | Total Indebtedness |
|--|----------------------------------|-----------------|----------|--------------------|
| Indebtedness at the beginning of the financial year | | | | |
| i) Principal Amount | 0 | 15348 | 0 | 15348 |
| ii) Interest due but not paid | 0 | 0 | 0 | 0 |
| iii) Interest accrued but not due | 0 | 0 | 0 | 0 |
| Total (i+ii+iii) | 0 | 15348 | 0 | 15348 |
| Change in Indebtedness during the financial year | | | | |
| • Addition | 0 | 9000 | 0 | 9000 |
| • Reduction | 0 | 3911 | 0 | 3911 |
| Net Change | 0 | 11089 | 0 | 11089 |
| Indebtedness at the end of the financial year | | | | |
| i) Principal Amount | 0 | 20437 | 0 | 20437 |
| ii) Interest due but not paid | 0 | 0 | 0 | 0 |
| iii) Interest accrued but not due | 0 | 0 | 0 | 0 |
| Total (i+ii+iii) | 0 | 20437 | 0 | 20437 |

ANNEXURES TO DIRECTORS' REPORT

VI. REMUNERATION OF DIRECTORS AND KEY MANAGERIAL PERSONNEL

A. Remuneration to Managing Director, Whole-time Directors and/or Manager:

₹ in Lakhs

| Sr. No. | Particulars of Remuneration | Name of MD/WTD/ Manager |
|---------|--|--|
| | | Tulsi Nowlakha Mirchandaney, Managing Director |
| 1. | Gross salary | |
| | a) Salary as per provisions contained in section 17(1) of the Income-tax Act, 1961 | 235.67 |
| | b) Value of perquisites u/s 17(2) Income-tax Act, 1961 | 0.29 |
| | c) Profits in lieu of salary under section 17(3) Income-tax Act, 1961 | - |
| 2. | Stock Option | - |
| 3. | Sweat Equity | - |
| 4. | Commission - as % of profit - others, specify... | - |
| 5. | Others, please specify | - |
| | Total (A) | 235.96 |
| | Ceiling as per the Act | Refer note |

Note : The remuneration payable to MD is as per the provisions of Companies Act, 2013.

B. Remuneration to other Directors:

₹ in Lakhs

| Sr. No. | Particulars of Remuneration | Name of MD/WTD/ Manager | | Total Amount |
|---------|--|-----------------------------|-----------------------|--------------|
| (1) | Independent Directors | | | |
| | | Air Marshal Michael McMahon | Air Marshal VA Patkar | |
| | - Fee for attending board / committee meetings | 4.2 | 4.2 | 8.4 |
| | - Commission | - | - | - |
| | - Others, please specify | - | - | - |
| | Total (B) (1) | 4.2 | 4.2 | 8.4 |
| (2) | Non – Executive Directors | | | |
| | | Tushar K Jani | Clyde C. Cooper | |
| | - Fee for attending board / committee meetings | 3.6 | 0.6 | 4.2 |
| | - Commission | - | - | - |
| | - Others, please specify | - | - | - |
| | Total (B) (2) | 3.6 | 0.6 | 4.2 |
| | Total (B) = (B) (1) + (B) (2) | | | 12.6 |

ANNEXURES TO DIRECTORS' REPORT

C. REMUNERATION TO KEY MANAGERIAL PERSONNEL OTHER THAN MD/MANAGER/WTD

₹ in Lakhs

| Sr. No. | Particulars of Remuneration | Key Managerial Personnel | | Total Amount |
|---------|--|---|---|--------------|
| | | Mr. P. Parameshwaran Chief Financial Officer | Mr. N. Palaniappan Company Secretary | |
| 1. | Gross salary | | | |
| | a) Salary as per provisions contained in section 17(1) of the Income-tax Act, 1961 | 58.39 | 25.15 | 83.54 |
| | b) Value of perquisites u/s 17(2) Income-tax Act, 1961 | 0.29 | 0.22 | 0.51 |
| | c) Profits in lieu of salary under section 17(3) Income-tax Act, 1961 | | | |
| 2. | Stock Option | 0.00 | 0.00 | 0.00 |
| 3. | Sweat Equity | 0.00 | 0.00 | 0.00 |
| 4. | Commission - as % of profit - others, specify... | 0.00 | 0.00 | 0.00 |
| 5. | Others, please specify | 0.00 | 0.00 | 0.00 |
| | Total (C) | 58.67 | 25.36 | 84.03 |

VII. PENALTIES / PUNISHMENT/ COMPOUNDING OF OFFENCES:

| Type | Section of the Companies Act | Brief Description | Details of Penalty / Punishment/ Compounding fees imposed | Authority [RD / NCLT/COURT] | Appeal made, if any (give Details) |
|--|------------------------------|-------------------|---|-----------------------------|------------------------------------|
| Company Penalty Punishment Compounding | | | None | | |
| Directors Penalty Punishment Compounding | | | None | | |
| Other officers in Default Penalty Punishment Compounding | | | None | | |

ANNEXURES TO DIRECTORS' REPORT

'ANNEXURE - D'

PARTICULARS REGARDING CONSERVATION OF ENERGY, TECHNOLOGY ABSORPTION AND FOREIGN EXCHANGE EARNINGS AND EXPENDITURE

A) Earnings in Foreign Currency

Earnings in foreign currency during year ended March 31, 2017 was ₹ 3 Lakhs.

(March 31, 2016: ₹ 848 Lakhs)

B) Expenditure in Foreign Currency

Expenditure in foreign currency during year ended March 31, 2017 was ₹ 9,399 Lakhs.

(March 31, 2016: ₹ 8,365 Lakhs)

INDEPENDENT AUDITORS' REPORT

TO THE MEMBERS OF BLUE DART AVIATION LIMITED

REPORT ON THE INDIAN ACCOUNTING STANDARDS (Ind AS) FINANCIAL STATEMENTS

1. We have audited the accompanying financial statements of Blue Dart Aviation Limited ("the Company"), which comprise the Balance Sheet as at March 31, 2017 the Statement of Profit and Loss (including Other Comprehensive Income), the Cash Flow Statement and the Statement of Changes in Equity for the year then ended, and a summary of the significant accounting policies and other explanatory information.

MANAGEMENT'S RESPONSIBILITY FOR THE Ind AS FINANCIAL STATEMENTS

2. The Company's Board of Directors is responsible for the matters stated in Section 134(5) of the Companies Act, 2013 ("the Act") with respect to the preparation of these Ind AS financial statements to give a true and fair view of the financial position, financial performance (including other comprehensive income), cash flows and changes in equity of the Company in accordance with the accounting principles generally accepted in India, including the Indian Accounting Standards specified in the Companies (Indian Accounting Standards) Rules, 2015 (as amended) under Section 133 of the Act. This responsibility also includes maintenance of adequate accounting records in accordance with the provisions of the Act for safeguarding of the assets of the Company and for preventing and detecting frauds and other irregularities; selection and application of appropriate accounting policies; making judgments and estimates that are reasonable and prudent; and design, implementation and maintenance of adequate internal financial controls, that were operating effectively for ensuring the accuracy and completeness of the accounting records, relevant to the preparation and presentation of the Ind AS financial statements that give a true and fair view and are free from material misstatement, whether due to fraud or error.

AUDITOR'S RESPONSIBILITY

3. Our responsibility is to express an opinion on these Ind AS financial statements based on our audit.
4. We have taken into account the provisions of the Act and the Rules made thereunder including the accounting and auditing standards and matters which are required to be included in the audit report under the provisions of the Act and the Rules made thereunder.
5. We conducted our audit of the Ind AS financial statements in accordance with the Standards on Auditing specified under Section 143(10) of the Act and other applicable authoritative pronouncements issued by the Institute of Chartered Accountants of India. Those Standards and pronouncements require that we comply with ethical requirements and plan and perform the audit to obtain reasonable assurance about whether the Ind AS financial statements are free from material misstatement.
6. An audit involves performing procedures to obtain audit evidence about the amounts and the disclosures in the Ind AS financial statements. The procedures selected depend on the auditors' judgment, including the assessment of the risks of material misstatement of the Ind AS financial statements, whether due to fraud or error. In making those risk assessments, the auditor considers internal financial control relevant to the Company's preparation of the Ind AS financial statements that give a true and fair view, in order to design audit procedures that are appropriate in the circumstances. An audit also includes evaluating the appropriateness of the accounting policies used and the reasonableness of the accounting estimates made by the Company's Directors, as well as evaluating the overall presentation of the Ind AS financial statements.
7. We believe that the audit evidence we have obtained is sufficient and appropriate to provide a basis for our audit opinion on the Ind AS financial statements.

OPINION

8. In our opinion and to the best of our information and according to the explanations given to us, the aforesaid Ind AS financial statements give the information required by the Act in the manner so required and give a true and fair view in conformity with the accounting principles generally accepted in India, of the state of affairs of the Company as at March 31, 2017, and its profit (including other comprehensive income), its cash flows and the changes in equity for the year ended on that date.

OTHER MATTER

9. The financial information of the Company for the year ended March 31, 2016 and the transition date opening balance sheet as at April 1, 2015 included in these Ind AS financial statements, are based on the previously issued statutory financial statements for the years ended March 31, 2016 and March 31, 2015 prepared in accordance with the Companies (Accounting Standards) Rules, 2006 (as amended) which were audited by us, on which we expressed an unmodified opinion dated April 15, 2016 and May 7, 2015 respectively. The adjustments to

INDEPENDENT AUDITORS' REPORT

TO THE MEMBERS OF BLUE DART AVIATION LIMITED

those financial statements for the differences in accounting principles adopted by the Company on transition to the Ind AS have been audited by us.

Our opinion is not qualified in respect of the above matter.

REPORT ON OTHER LEGAL AND REGULATORY REQUIREMENTS

10. As required by the Companies (Auditor's Report) Order, 2016, issued by the Central Government of India in terms of sub-section (11) of section 143 of the Act ("the Order"), and on the basis of such checks of the books and records of the Company as we considered appropriate and according to the information and explanations given to us, we give in the Annexure B a statement on the matters specified in paragraphs 3 and 4 of the Order.
11. As required by Section 143 (3) of the Act, we report that:
 - (a) We have sought and obtained all the information and explanations which to the best of our knowledge and belief were necessary for the purposes of our audit.
 - (b) In our opinion, proper books of account as required by law have been kept by the Company so far as it appears from our examination of those books.
 - (c) The Balance Sheet, the Statement of Profit and Loss (including other comprehensive income), the Cash Flow Statement and the Statement of Changes in Equity dealt with by this Report are in agreement with the books of account.
 - (d) In our opinion, the aforesaid Ind AS financial statements comply with the Indian Accounting Standards specified under Section 133 of the Act.
 - (e) On the basis of the written representations received from the directors as on March 31, 2017 taken on record by the Board of Directors, none of the directors is disqualified as on March 31, 2017 from being appointed as a director in terms of Section 164 (2) of the Act.
 - (f) With respect to the adequacy of the internal financial controls over financial reporting of the Company and the operating effectiveness of such controls, refer to our separate Report in Annexure A.
 - (g) With respect to the other matters to be included in the Auditors' Report in accordance with Rule 11 of the Companies (Audit and Auditors) Rules, 2014, in our opinion and to the best of our knowledge and belief and according to the information and explanations given to us:
 - (i) The Company does not have any pending litigations as at March 31, 2017 which would impact its financial position;
 - (ii) The Company has long-term contracts as at March 31, 2017, for which there were no material foreseeable losses. The Company does not have any derivative contract as at March 31, 2017;
 - (iii) There were no amounts which were required to be transferred to the Investor Education and Protection Fund by the Company during the year ended March 31, 2017;
 - (iv) The Company has provided requisite disclosures in the financial statements as to holdings as well as dealings in Specified Bank Notes during the period from 8th November, 2016 to 30th December, 2016. Based on audit procedures and relying on the management representation we report that the disclosures are in accordance with books of account maintained by the Company and as produced to us by the Management – Refer Note 39.

For Price Waterhouse
Firm Registration Number: 301112E
Chartered Accountants

Mehul Desai
Partner
Membership Number: 103211

Place: Mumbai
Date: May 5, 2017

ANNEXURE A TO INDEPENDENT AUDITORS' REPORT

Referred to in paragraph 11(f) of the Independent Auditors' Report of even date to the members of Blue Dart Aviation Limited on the Ind AS financial statements for the year ended March 31, 2017

REPORT ON THE INTERNAL FINANCIAL CONTROLS UNDER CLAUSE (I) OF SUB-SECTION 3 OF SECTION 143 OF THE ACT

1. We have audited the internal financial controls over financial reporting of Blue Dart Aviation Limited ("the Company") as of March 31, 2017 in conjunction with our audit of the Ind AS financial statements of the Company for the year ended on that date.

MANAGEMENT'S RESPONSIBILITY FOR INTERNAL FINANCIAL CONTROLS

2. The Company's management is responsible for establishing and maintaining internal financial controls based on the internal control over financial reporting criteria established by the Company considering the essential components of internal control stated in the Guidance Note on Audit of Internal Financial Controls Over Financial Reporting issued by the Institute of Chartered Accountants of India (ICAI). These responsibilities include the design, implementation and maintenance of adequate internal financial controls that were operating effectively for ensuring the orderly and efficient conduct of its business, including adherence to company's policies, the safeguarding of its assets, the prevention and detection of frauds and errors, the accuracy and completeness of the accounting records, and the timely preparation of reliable financial information, as required under the Act.

AUDITORS' RESPONSIBILITY

3. Our responsibility is to express an opinion on the Company's internal financial controls over financial reporting based on our audit. We conducted our audit in accordance with the Guidance Note on Audit of Internal Financial Controls Over Financial Reporting (the "Guidance Note") and the Standards on Auditing deemed to be prescribed under section 143(10) of the Act to the extent applicable to an audit of internal financial controls, both applicable to an audit of internal financial controls and both issued by the ICAI. Those Standards and the Guidance Note require that we comply with ethical requirements and plan and perform the audit to obtain reasonable assurance about whether adequate internal financial controls over financial reporting was established and maintained and if such controls operated effectively in all material respects.
4. Our audit involves performing procedures to obtain audit evidence about the adequacy of the internal financial controls system over financial reporting and their operating effectiveness. Our audit of internal financial controls over financial reporting included obtaining an understanding of internal financial controls over financial reporting, assessing the risk that a material weakness exists, and testing and evaluating the design and operating effectiveness of internal control based on the assessed risk. The procedures selected depend on the auditor's judgement, including the assessment of the risks of material misstatement of the Ind AS financial statements, whether due to fraud or error.
5. We believe that the audit evidence we have obtained is sufficient and appropriate to provide a basis for our audit opinion on the Company's internal financial controls system over financial reporting.

MEANING OF INTERNAL FINANCIAL CONTROLS OVER FINANCIAL REPORTING

6. A company's internal financial control over financial reporting is a process designed to provide reasonable assurance regarding the reliability of financial reporting and the preparation of Ind AS financial statements for external purposes in accordance with generally accepted accounting principles. A company's internal financial control over financial reporting includes those policies and procedures that (1) pertain to the maintenance of records that, in reasonable detail, accurately and fairly reflect the transactions and dispositions of the assets of the company; (2) provide reasonable assurance that transactions are recorded as necessary to permit preparation of Ind AS financial statements in accordance with generally accepted accounting principles, and that receipts and expenditures of the company are being made only in accordance with authorisations of management and directors of the company; and (3) provide reasonable assurance regarding prevention or timely detection of unauthorised acquisition, use, or disposition of the company's assets that could have a material effect on the Ind AS financial statements.

INHERENT LIMITATIONS OF INTERNAL FINANCIAL CONTROLS OVER FINANCIAL REPORTING

7. Because of the inherent limitations of internal financial controls over financial reporting, including the possibility of collusion or improper management override of controls, material misstatements due to error or fraud may occur and not be detected. Also, projections of any evaluation of the internal financial controls over financial reporting to future periods are subject to the risk that the internal financial control over financial reporting may become inadequate because of changes in conditions, or that the degree of compliance with the policies or procedures may deteriorate.

ANNEXURE A TO INDEPENDENT AUDITORS' REPORT

Referred to in paragraph 11(f) of the Independent Auditors' Report of even date to the members of Blue Dart Aviation Limited on the Ind AS financial statements for the year ended March 31, 2017

OPINION

8. In our opinion, the Company has, in all material respects, an adequate internal financial controls system over financial reporting and such internal financial controls over financial reporting were operating effectively as at March 31, 2017, based on the internal control over financial reporting criteria established by the Company considering the essential components of internal control stated in the Guidance Note on Audit of Internal Financial Controls Over Financial Reporting issued by the Institute of Chartered Accountants of India.

For Price Waterhouse
Firm Registration Number: 301112E
Chartered Accountants

Place: Mumbai
Date: May 5, 2017

Mehul Desai
Partner
Membership Number: 103211

ANNEXURE B TO INDEPENDENT AUDITORS' REPORT

Referred to in paragraph 10 of the Independent Auditors' Report of even date to the members of Blue Dart Aviation Limited on the Ind AS financial statements as of and for the year ended March 31, 2017

- i. (a) The Company is maintaining proper records showing full particulars, including quantitative details and situation, of fixed assets.
- (b) The fixed assets are physically verified by the Management according to a phased programme designed to cover all the items over a period of three years which, in our opinion, is reasonable having regard to the size of the Company and the nature of its assets. Pursuant to the programme, a portion of the fixed assets has been physically verified by the Management during the year and no material discrepancies have been noticed on such verification.
- (c) The Company does not own any immovable properties as disclosed in Note 4 on fixed assets to the Ind AS financial statements. Therefore, the provisions of Clause 3(i)(c) of the said Order are not applicable to the Company.
- ii. The physical verification of inventory of consumables and loose tools has been conducted at reasonable intervals by the Management during the year. The discrepancies noticed on physical verification of inventory as compared to book records were not material.
- iii. The Company has not granted any loans, secured or unsecured, to companies, firms, Limited Liability Partnerships or other parties covered in the register maintained under Section 189 of the Act. Therefore, the provisions of Clause 3(iii), (iii)(a), (iii)(b) and (iii)(c) of the said Order are not applicable to the Company.
- iv. The Company has not granted any loans or made any investments, or provided any guarantees or security to the parties covered under Section 185 and 186. Therefore, the provisions of Clause 3(iv) of the said Order are not applicable to the Company.
- v. The Company has not accepted any deposits from the public within the meaning of Sections 73, 74, 75 and 76 of the Act and the Rules framed there under to the extent notified.
- vi. The Central Government of India has not specified the maintenance of cost records under sub-section (1) of Section 148 of the Act for any of the products of the Company.
- vii. (a) According to the information and explanations given to us and the records of the Company examined by us, in our opinion, the Company is regular in depositing the undisputed statutory dues, including provident fund, employees' state insurance, income tax, sales tax, service tax, duty of custom, duty of excise, value added tax, cess and other material statutory dues, as applicable, with the appropriate authorities.
- (b) According to the information and explanations given to us and the records of the Company examined by us, there are

no dues of income-tax, duty of customs, duty of excise, sales tax, value added tax which have not been deposited on account of any dispute. The particulars of dues of service tax as at March 31, 2017 which have not been deposited on account of a dispute, are as follows:

| Name of the statute | Nature of dues | Amt* ₹ in Lakhs | Period to which the amount relates | Forum where the dispute is pending |
|---------------------|---|-----------------|------------------------------------|---|
| Finance Act, 1994 | Service Tax (excluding interest and penalty, as applicable) | 3,434 | FY 2008-09 to FY 2013-14 | Central Excise and Service Tax Appellate Tribunal |

*Net of amounts paid.

- viii. According to the records of the Company examined by us and the information and explanation given to us, the Company has not defaulted in repayment of loans or borrowings to any financial institution or bank. Further, there are no loans or borrowings from Government or debenture holders as at the balance sheet date.
- ix. The Company has not raised any moneys by way of initial public offer or further public offer (including debt instruments) during the year. Further, according to the information and explanation given to us, term loans have been applied, on an overall basis, for the purpose for which they were obtained.
- x. During the course of our examination of the books and records of the Company, carried out in accordance with the generally accepted auditing practices in India, and according to the information and explanations given to us, we have neither come across any instance of material fraud by the Company or on the Company by its officers or employees, noticed or reported during the year, nor have we been informed of any such case by the Management.
- xi. The Company has paid/ provided for managerial remuneration in accordance with the requisite approvals mandated by the provisions of Section 197 read with Schedule V to the Act.
- xii. As the Company is not a Nidhi Company and the Nidhi Rules, 2014 are not applicable to it, the provisions of Clause 3(xii) of the Order are not applicable to the Company.
- xiii. The Company has entered into transactions with related parties in compliance with the provisions of Sections 177 and 188 of the Act. The details of such related party transactions have been disclosed in the Ind AS financial statements as required under Indian Accounting Standard (Ind AS) 24, Related Party Disclosures specified under Section 133 of the Act, read with Rule 7 of the Companies (Accounts) Rules, 2014.

ANNEXURE B TO INDEPENDENT AUDITORS' REPORT

Referred to in paragraph 10 of the Independent Auditors' Report of even date to the members of Blue Dart Aviation Limited on the Ind AS financial statements as of and for the year ended March 31, 2017

- xiv. The Company has not made any preferential allotment or private placement of shares or fully or partly convertible debentures during the year under review. Accordingly, the provisions of Clause 3(xiv) of the Order are not applicable to the Company.
- xv. The Company has not entered into any non cash transactions with its directors or persons connected with them. Accordingly, the provisions of Clause 3(xv) of the Order are not applicable to the Company.
- xvi. The Company is not required to be registered under Section 45-IA of the Reserve Bank of India Act, 1934. Accordingly, the provisions of Clause 3(xvi) of the Order are not applicable to the Company.

Place: Mumbai
Date: May 5, 2017

For Price Waterhouse
Firm Registration Number: 301112E
Chartered Accountants

Mehul Desai
Partner
Membership Number: 103211

BLUE DART AVIATION LIMITED
BALANCE SHEET AS AT MARCH 31, 2017

| | Notes | As at March 31, 2017 in ₹ Lakhs | As at March 31, 2016 in ₹ Lakhs | As at April 1, 2015 in ₹ Lakhs |
|--------------------------------------|-------|---------------------------------------|---------------------------------------|--------------------------------------|
| ASSETS | | | | |
| NON-CURRENT ASSETS | | | | |
| Property, Plant and Equipment | 4A | 22,417 | 19,753 | 21,569 |
| Capital work-in-progress | 4A | 3,343 | 94 | 190 |
| Other Intangible Assets | 4B | 1,183 | 1,279 | 1,150 |
| Other Financial Assets | 5 | 602 | 595 | 450 |
| Deferred Tax Assets (Net) | 6 | 3,284 | 2,867 | 2,149 |
| Non-Current Tax Assets (Net) | 7 | 881 | 668 | 409 |
| Other Non-Current Assets | 8 | 460 | 241 | 234 |
| TOTAL NON-CURRENT ASSETS | | 32,170 | 25,497 | 26,151 |
| CURRENT ASSETS | | | | |
| Inventories | 9 | 1,912 | 1,592 | 1,480 |
| Financial Assets | | | | |
| Trade Receivables | 10 | 94 | 281 | 1,732 |
| Cash and Cash equivalents | 11 | 84 | 22 | 97 |
| Other Financial Assets | 12 | 227 | 818 | - |
| Other Current Assets | 13 | 1,455 | 927 | 803 |
| TOTAL CURRENT ASSETS | | 3,772 | 3,640 | 4,112 |
| TOTAL ASSETS | | 35,942 | 29,137 | 30,263 |
| EQUITY AND LIABILITIES | | | | |
| EQUITY | | | | |
| Equity Share Capital | 14 | 2,400 | 2,400 | 2,400 |
| Other Equity | 15 | 2,287 | 1,980 | 1,677 |
| TOTAL EQUITY | | 4,687 | 4,380 | 4,077 |
| LIABILITIES | | | | |
| NON-CURRENT LIABILITIES | | | | |
| Financial Liabilities | | | | |
| Borrowings | 16 | 17,371 | 11,437 | 15,348 |
| Other Financial Liabilities | 17 | 3,166 | 3,257 | 3,118 |
| Provisions | 18A | 586 | 456 | 355 |
| Other Non Current liabilities | 19 | - | - | 97 |
| TOTAL NON-CURRENT LIABILITIES | | 21,123 | 15,150 | 18,918 |
| CURRENT LIABILITIES | | | | |
| Financial Liabilities | | | | |
| Borrowings | 20 | 708 | 309 | - |
| Trade Payables | 21 | 4,856 | 3,890 | 3,188 |
| Other Financial Liabilities | 22 | 3,912 | 4,779 | 3,511 |
| Provisions | 18B | 197 | 205 | 107 |
| Other Current Liabilities | 23 | 459 | 424 | 462 |
| TOTAL CURRENT LIABILITIES | | 10,132 | 9,607 | 7,268 |
| TOTAL LIABILITIES | | 31,255 | 24,757 | 26,186 |
| TOTAL EQUITY AND LIABILITIES | | 35,942 | 29,137 | 30,263 |

The above balance sheet should be read in conjunction with the accompanying notes.

As per our report of even date.

For and on behalf of the Board of Directors

For Price Waterhouse
Firm Registration Number: 301112E
Chartered Accountants

Tushar K. Jani
Chairman
DIN:192621

Tulsi Nowlakra Mirchandaney
Managing Director
DIN:1842520

Air Marshal Vijay Achyut Patkar (Retd.)
Director
DIN:07037116

Mehul Desai
Partner
Membership No. 103211

Air Marshal M. McMahon (Retd.)
Director
DIN:234293

Sharad Upasani
Additional Director
DIN:01739334

Surendra Sheth
Alternate Director
DIN:00089981

Place: Mumbai
Date: May 5, 2017

N. Palaniappan
Company Secretary &
Sr. Manager-Finance

P. Parameshwaran
Chief Financial Officer

Place: Mumbai
Date: May 5, 2017

BLUE DART AVIATION LIMITED
STATEMENT OF PROFIT AND LOSS FOR THE YEAR ENDED MARCH 31, 2017

| | Notes | Year ended March 31, 2017 in ₹ Lakhs | Year ended March 31, 2016 in ₹ Lakhs |
|--|-------|--|--|
| INCOME | | | |
| Revenue from Operations | 24 | 61,361 | 58,428 |
| Other Income | 25 | 523 | 1,202 |
| Total Income | | 61,884 | 59,630 |
| EXPENSES | | | |
| Operating Costs | 26 | 33,106 | 30,623 |
| Employee Benefits Expense | 27 | 12,579 | 12,867 |
| Finance Costs | 28 | 1,786 | 1,907 |
| Depreciation and Amortisation Expense | 29 | 5,974 | 6,188 |
| Other Expenses | 30 | 7,984 | 7,244 |
| Total Expenses | | 61,429 | 58,829 |
| PROFIT BEFORE TAX | | 455 | 801 |
| Income Tax Expense: [Refer Note 3(i)] | | | |
| Current Tax | | 561 | 867 |
| Deferred Tax | | (417) | (597) |
| Total Tax Expense | | 144 | 270 |
| PROFIT FOR THE YEAR | | 311 | 531 |
| OTHER COMPREHENSIVE INCOME | | | |
| Items that will not be reclassified to Statement of Profit and Loss | | | |
| Actuarial loss arising from remeasurements of post employment benefit obligation | | (6) | (348) |
| Income tax relating to this item | | 2 | 120 |
| Total comprehensive income for the year | | 307 | 303 |
| Earnings Per Equity Share [Refer note 31] | | | |
| [Nominal value of share ₹ 10 each] (Previous Year - ₹ 10) | | | |
| Basic Earnings Per Share (in ₹) | | 1.29 | 2.21 |
| Diluted Earnings Per Share (in ₹) | | 1.29 | 2.21 |

The above Statement of Profit and Loss should be read in conjunction with the accompanying notes.

As per our report of even date

For and on behalf of the Board of Directors

For Price Waterhouse
Firm Registration Number: 301112E
Chartered Accountants

Tushar K. Jani
Chairman
DIN:192621

Tulsi Nowlakha Mirchandaney
Managing Director
DIN:1842520

Air Marshal Vijay Achyut Patkar (Retd.)
Director
DIN:07037116

Mehul Desai
Partner
Membership No. 103211

Air Marshal M. McMahon (Retd.)
Director
DIN:234293

Sharad Upasani
Additional Director
DIN:01739334

Surendra Sheth
Alternate Director
DIN:00089981

Place: Mumbai
Date: May 5, 2017

N. Palaniappan
Company Secretary &
Sr. Manager-Finance

P. Parameshwaran
Chief Financial Officer

Place: Mumbai
Date: May 5, 2017

BLUE DART AVIATION LIMITED
STATEMENT OF CASH FLOWS FOR THE YEAR ENDED MARCH 31, 2017

| | | Year ended March 31, 2017 in ₹ Lakhs | Year ended March 31, 2016 in ₹ Lakhs |
|--|----|--|--|
| A. Cash flows from Operating activities: | | | |
| Profit before tax | | 455 | 801 |
| Adjustments for: | | | |
| Depreciation and Amortisation Expense | 29 | 5,974 | 6,188 |
| Loss on sale/ scrapping of property, plant and equipment (net) | 30 | 20 | 22 |
| Finance Costs | 28 | 1,786 | 1,916 |
| Rotables/Components & Overhaul written off | 26 | 218 | 344 |
| Unrealised loss / (gain) on Foreign Currency Transactions and Translation | | (43) | (11) |
| Unwinding interest on security deposit | 25 | (69) | (57) |
| Liabilities no longer required written back | 25 | (16) | (51) |
| Provision for Slow moving Inventory | 9 | 165 | 133 |
| Operating profit before changes in operating assets and liabilities | | 8,490 | 9,285 |
| Adjustments for changes in operating assets and liabilities: | | | |
| Decrease in trade receivables | | 187 | 1,451 |
| (Increase) in inventories | | (301) | (245) |
| Increase in trade payables | | 812 | 575 |
| (Increase)/ Decrease in other current financial assets | | 591 | (818) |
| (Increase) in other current assets | | (527) | (124) |
| (Increase)/Decrease in other non-current Financial assets | | 63 | (88) |
| (Increase)/Decrease in other non-current assets | | (260) | 63 |
| Increase/(decrease) in current provisions | | (14) | (249) |
| Increase in non-current provisions | | 130 | 101 |
| Increase/ (Decrease) in other current liabilities | | 36 | (39) |
| Increase/ (Decrease) in other non-current liabilities | | - | (97) |
| Increase/ (Decrease) in other financial liabilities | | (22) | 565 |
| Increase/ (Decrease) in other non-current financial liabilities | | (91) | 139 |
| Cash generated from Operations | | 9,094 | 10,519 |
| Taxes paid (net of refunds) | 7 | (774) | (1,126) |
| Net cash generated from Operating activities | | 8,320 | 9,393 |
| B. Cash flows from / (used in) Investing activities: | | | |
| Payments for Property, Plant and Equipments & other Intangible assets | | (12,208) | (4,931) |
| Proceeds from sale of Property, Plant and Equipments | | 34 | 90 |
| Net cash (used in) Investing activities | | (12,174) | (4,841) |
| C. Cash flows from / (used in) Financing activities: | | | |
| Proceeds from borrowings | | 15,000 | - |
| Repayment of borrowings | | (9,911) | (3,208) |
| Inter Corporate deposits accepted from Blue Dart Express | | 7,568 | - |

BLUE DART AVIATION LIMITED
STATEMENT OF CASH FLOWS FOR THE YEAR ENDED MARCH 31, 2017

| | Year ended March 31, 2017 in ₹ Lakhs | Year ended March 31, 2016 in ₹ Lakhs |
|---|--|--|
| Inter Corporate deposits repaid from Blue Dart Express | (7,568) | - |
| Interest Paid | (1,572) | (1,728) |
| Net cash from / (used) in Financing activities | 3,517 | (4,936) |
| Net (decrease) in Cash and Cash Equivalents | (337) | (384) |
| Cash and cash equivalents at the beginning of the year | (287) | 97 |
| Cash and cash equivalents at the end of the year | (624) | (287) |
| Cash and cash equivalents comprise of : | | |
| Cash and cash equivalents | 84 | 22 |
| Bank Overdraft | (708) | (309) |
| | (624) | (287) |

Notes:

- 1 The above Cash Flow Statement has been prepared under the "Indirect Method" set out in Indian Accounting Standard (Ind AS-7) on Statement of Cash Flow as notified under Companies (Accounts) Rules, 2015.
- 2 The previous GAAP figures have been reclassified to conform to Ind AS presentation requirements for the purpose of this note (Refer note 42).
3. The above Statement of Cash flows should be read in conjunction with the accompanying notes.

This is the Cash Flow Statement referred to in our report of even date.

As per our report of even date

For Price Waterhouse
Firm Registration Number: 301112E
Chartered Accountants

Mehul Desai
Partner
Membership No. 103211

Place: Mumbai
Date: May 5, 2017

For and on behalf of the Board of Directors

Tushar K. Jani
Chairman
DIN:192621

Air Marshal M . McMahon (Retd.)
Director
DIN:234293

N. Palaniappan
Company Secretary &
Sr. Manager-Finance

Place: Mumbai
Date: May 5, 2017

Tulsi Nowlakhia Mirchandaney
Managing Director
DIN:1842520

Sharad Upasani
Additional Director
DIN:01739334

P. Parameshwaran
Chief Financial Officer

Air Marshal Vijay Achyut Patkar (Retd.)
Director
DIN:07037116

Surendra Sheth
Alternate Director
DIN:00089981

BLUE DART AVIATION LIMITED

STATEMENT OF CHANGES IN EQUITY (SOCIE) FOR THE YEAR ENDED MARCH 31, 2017

A. Equity Share Capital in ₹ Lakhs

| | |
|-------------------------------------|--------------|
| Balance as at April 1, 2015 | 2,400 |
| Changes in equity share capital | - |
| Balance as at March 31, 2016 | 2,400 |
| Changes in equity share capital | - |
| Balance as at March 31, 2017 | 2,400 |

B. Other Equity in ₹ Lakhs

| | Reserves & Surplus | | |
|--|----------------------------|-------------------|--------------------|
| | Securities Premium Reserve | Retained earnings | Total Other Equity |
| Balance as at April 1, 2015 | 600 | 1,077 | 1,677 |
| Profit for the year | - | 531 | 531 |
| Other comprehensive income | - | (228) | (228) |
| Total comprehensive income for the year | - | 1,380 | 1,380 |
| Balance as at March 31, 2016 | 600 | 1,380 | 1,980 |

| | Reserves & Surplus | | |
|--|----------------------------|-------------------|--------------------|
| | Securities Premium Reserve | Retained earnings | Total Other Equity |
| Balance as at March 31, 2016 | 600 | 1,380 | 1,980 |
| Profit for the year | - | 311 | 311 |
| Other comprehensive income | - | (4) | (4) |
| Total comprehensive income for the year | - | 1,687 | 1,687 |
| Balance as at March 31, 2017 | 600 | 1,687 | 2,287 |

The above statement of changes in equity should be read in conjunction with the accompanying notes.

As per our report of even date

For Price Waterhouse
Firm Registration Number: 301112E
Chartered Accountants

Mehul Desai
Partner
Membership No. 103211

Place: Mumbai
Date: May 5, 2017

For and on behalf of the Board of Directors

Tushar K. Jani
Chairman
DIN:192621

Air Marshal M . McMahon (Retd.)
Director
DIN:234293

N. Palaniappan
Company Secretary &
Sr. Manager-Finance

Place: Mumbai
Date: May 5, 2017

Tulsi Nowlalkha Mirchandaney
Managing Director
DIN:1842520

Sharad Upasani
Additional Director
DIN:01739334

P. Parameshwaran
Chief Financial Officer

Air Marshal Vijay Achyut Patkar (Retd.)
Director
DIN:07037116

Surendra Sheth
Alternate Director
DIN:00089981

SCHEDULES

Notes to the financial statements for the year ended March 31, 2017

1. General Information

Blue Dart Aviation Limited ('the Company') was incorporated in India on May 31, 1994. The Company is authorised by the Director General Civil Aviation of India to commercially operate aircrafts for transporting cargo and to provide aircraft maintenance services. "ExpressAir Charter Services" income is generated from the charter flight services rendered exclusively to Blue Dart Express Limited. The Company principal place of business is Chennai, India. The Company is a wholly owned subsidiary of Blue Dart Express Limited, India.

2 Basis of preparation of Financial Statements

a. Statement of compliance with Ind AS

The Financial statements of the Company comply with all material aspects with Indian Accounting Standards (Ind AS) notified under Section 133 of the Companies Act, 2013 (the Act) [Companies (Indian Accounting Standards) Rules, 2015] and other relevant provisions of the Act.

The financial statements up to year ended March 31, 2016 were prepared in accordance with the accounting standards notified under Companies (Accounting Standard) Rules, 2006 (as amended) and other relevant provisions of the Act.

Accordingly, the transition to Ind AS has been carried out from the accounting principles generally accepted in India ("Indian GAAP") is considered as the "Previous GAAP" for purposes of Ind AS 101- First time adoption of Indian Accounting Standards. An explanation of how the transition to Ind AS has affected the Company's equity and its net profit is provided in Note 40. These financial statements are the first financial statements of the Company prepared under Ind AS.

All assets and liabilities have been classified as current or non-current as per the Company's normal operating cycle and other criteria set out in the Schedule III to the Companies Act, 2013. Based on the nature of services and the time between the rendering of services and their realisation in cash and cash equivalents, the Company has ascertained its operating cycle as 12 months for the purpose of current-non current classification of assets and liabilities.

b. Historical cost convention

The financial statements have been prepared on a historical cost basis, except for certain financial assets and liabilities and defined benefit plans - plan assets measured at fair value.

c. Use of estimates and judgements

The preparation of the financial statements in conformity with Ind AS requires management to make judgements,

estimates and assumptions that affect the application of accounting policies and the reported amounts of assets, liabilities, income and expenses. Actual results may differ from these estimates. Estimates and underlying assumptions are reviewed on an ongoing basis. Revisions to accounting estimates are recognised in the period in which the estimates are revised and in any future periods affected.

The areas involving critical estimates and judgements are:

- (i) Estimation of useful life of property, plant and equipment and intangible assets
- (ii) Estimation of defined benefit obligation
- (iii) Estimation of provision for inventories
- (iv) Estimation of contingent liabilities

3 Significant accounting policies

The accounting policies set out below have been applied consistently to all periods presented in these financial statements and in preparing the opening Ind AS balance sheet at April 1, 2015 for the purposes of the transition to Ind AS, unless otherwise stated.

a. Property, plant and equipment

Tangible Assets are stated at acquisition cost, net of accumulated depreciation and accumulated impairment losses, if any.

Subsequent costs are included in the asset's carrying amount or recognised as a separate asset, as appropriate, only when it is probable that future economic benefits associated with the item will flow to the Company and the cost of the item can be measured reliably. All other repairs and maintenance are charged to profit or loss during the reporting period in which they are incurred.

Capital work-in-progress represents fixed assets that are not yet ready for their intended use as at the balance sheet date.

Losses arising from the retirement of, and gains or losses arising from the disposal of fixed assets which are carried at cost are recognised in the Statement of Profit and Loss.

Transition to Ind AS

On transition to Ind AS, the Company has elected to continue with the carrying value of all of its property, plant and equipment recognised as at April 1, 2015 measured as per the previous GAAP and use that carrying value as the deemed cost of the property, plant and equipment.

Depreciation/Amortisation

Depreciation is provided on a pro-rata basis on the straight-line method over the useful life of the assets as estimated

SCHEDULES

Notes to the financial statements for the year ended March 31, 2017

by Management or as per the useful life prescribed under schedule II of the Companies Act, 2013, whichever is lower, except in respect of the following assets where the estimated useful life of the assets is based on the technical evaluation. These have not undergone a change on account of transition to the Companies Act, 2013:

| Asset | Useful Life |
|------------------------|----------------------|
| Leasehold Improvements | Over period of lease |
| Aircraft Rotable Parts | 10 years |
| Computers (Hardware) | 3 to 6 years |

The useful lives of the above assets have been determined based on technical evaluation done by the management's expert which are higher than those specified by Schedule II to the Companies Act; 2013, in order to reflect the actual usage of the assets. The residual values are not more than 5% of the original cost of the asset. The assets' residual values and useful lives are reviewed, and adjusted if appropriate, at the end of each reporting period.

Aircraft components and overhaul includes the cost of engines overhaul, components and modifications of airframes owned and contractually liable to be incurred by the Company. Such costs are depreciated / amortised on the basis of hours flown or the life cycle of the overhaul programme, as applicable.

An asset's carrying amount is written down immediately to its recoverable amount if the asset's carrying amount is greater than its estimated recoverable amount.

Depreciation for assets purchased/sold during a year is proportionately charged. Individual assets costing upto ₹ 5,000 are depreciated over a period of one year from the date put to use.

b. Intangible Assets:

Intangible assets are stated at acquisition cost net of accumulated amortisation. Intangible assets are amortised on a straight line basis over the estimated useful life. The Company capitalises the cost of Type-Certification course of Pilots and Engineers, and amortises it using the straight-line method over a period of three to five years, being the estimated useful economic life based on the contractual terms with the Pilots and Engineers.

Transition to Ind AS

On transition to Ind AS, the Company has elected to continue with the carrying value of all of its intangible assets recognised as at April 1, 2015 measured as per the previous GAAP and to use that carrying value as the deemed cost of intangible assets.

c. Impairment of Assets

The Company assesses at each reporting date whether there is any indication that an asset (tangible or intangible) may be impaired. If any indication exists, the Company estimates the asset's recoverable amount. An asset's recoverable amount is the higher of an asset's or cash generating unit's (CGU) net selling price and its value in use. Where the carrying amount of an asset or CGU exceeds its recoverable amount, the asset is considered impaired and is written down to its recoverable amount. Impairment losses are recognised in the Statement of Profit and Loss. Assessment is also done at each Balance Sheet date as to whether there is any indication that an impairment loss recognised for an asset in prior accounting periods may no longer exist or may have decreased and such reversal is recorded in the Statement of Profit and Loss.

d. Inventories

Inventory of consumables/spares and loose tools are valued at lower of cost and net realisable value. The cost is calculated at purchase price and expenditure directly attributable to the acquisition of such inventories for bringing them to their present location using the specific identification method.

e. Revenue Recognition

Express Air Charter Services (net of service tax):

Service charges for the Express Air Charter Services are recognised in accordance with the Aircraft Crew Maintenance Insurance (ACMI) Agreement and constitute revenue earned in connection with operating aircrafts for Blue Dart Express Limited on the basis of an agreed mark-up on cost incurred. This includes reimbursement towards certain aircraft operating costs.

Business Support Services (net of service tax):

Income from Infrastructure sharing services is recognised, as and when such services are rendered, on the basis of an agreed mark-up on costs incurred, in accordance with the arrangements entered into or at the contracted rates.

Interest Income:

Interest income is recognised using the effective interest rate method.

f. Foreign Currency Transactions

Functional and Presentation currency

Items included in the financial statements of the Company are measured using the currency of the primary economic environment in which the entity operates ('the functional currency'). The financial statements are presented in

SCHEDULES

Notes to the financial statements for the year ended March 31, 2017

Indian Rupee (₹), which is the Company's functional and presentation currency.

Transactions and balances

Foreign currency transactions are translated into functional currency using the exchange rates at the date of the transactions. Foreign exchange gains and losses resulting from the settlement of such transactions and from the translation of monetary assets and liabilities denominated in foreign currencies at year end exchange rates are generally recognised in statement of profit and loss.

Foreign exchange differences regarded as an adjustment to borrowing costs are presented in the statement of profit or loss, within finance cost. All other foreign exchange gains and losses are presented in the statement of profit and loss on a net basis within other gains/(losses).

Non-monetary items that are measured at fair value in a foreign currency are translated using the exchange rates at the date when the fair value was determined. Translation differences on assets and liabilities carried at fair value are reported as part of the fair value gain or loss.

g. Employee Benefits

(i) Short-term obligations

Liabilities for wages and salaries, including non-monetary benefits that are expected to be settled wholly within 12 months after the end of the period in which the employees render the related service are recognised in respect of employees' services up to the end of the reporting period and are measured at the amounts expected to be paid when the liabilities are settled. The liabilities are presented as current employee benefit obligations in the balance sheet.

(ii) Other long-term employee benefit obligations

The liabilities for earned leave and sick leave are not expected to be settled wholly within 12 months after the end of the period in which the employees render the related service. They are therefore measured as the present value of expected future payments to be made in respect of services provided by employees up to the end of the reporting period using the projected unit credit method. The benefits are discounted using the market yields at the end of the reporting period that have terms approximating to the terms of the related obligation. Remeasurements as a result of experience adjustments and changes in actuarial assumptions are recognised in profit or loss.

Compensated absences:

Accumulated compensated absences, which are expected to be availed or encashed within 12 months from the end of the year end are treated as short term employee benefits.

Accumulated compensated absences, which are expected to be availed or encashed beyond 12 months from the end of the year are treated as other long term employee benefits.

(iii) Post-employment obligations

The Company operates the following post-employment schemes:

- (a) Defined benefit plans such as gratuity
- (b) Defined contribution plans such as provident fund, Employee's state insurance funds and Employee's pension scheme.

Defined Benefit Plans:

Gratuity:

The Company provides for gratuity, a defined benefit plan (the 'Gratuity Plan') covering eligible employees in accordance with the Payment of Gratuity Act, 1972. The Gratuity Plan provides a lump sum payment to vested employees at retirement, death, incapacitation, or termination of employment, of an amount based on the respective employee's salary and the tenure of employment. The Company's liability is actuarially determined (using the Projected Unit Credit method) at the end of each year. Re-measurement of the net defined benefit liability, which comprise actuarial gains and losses, the return on plan assets (excluding interest) and the effect of the asset ceiling (if any, excluding interest), are recognised immediately in other comprehensive income (OCI).

Defined Contribution Plans:

Contribution towards Provident Fund for all employees are made to the regulatory authorities, where the Company has no further obligations. Such benefits are classified as Defined Contribution Schemes as the Company does not carry any further obligations, apart from the contributions made on a monthly basis.

The Company also contributes to State plans, namely Employee's State Insurance Fund and Employee's Pension Scheme 1995, and has no further obligation beyond making its contribution.

Company's contributions to the above funds are charged to the Statement of Profit and Loss for the year for which the contributions are due for payment.

(iv) Bonus plans

The Company recognises a liability and an expense for bonuses. The Company recognises a provision where contractually obliged or where there is a past practice that has created a constructive obligation.

SCHEDULES

Notes to the financial statements for the year ended March 31, 2017

h. Leases

Leases in which a significant portion of the risks and rewards of ownership are retained by the lessor are classified as operating leases. Operating lease rental payments are recognized as an expense in the Statement of Profit and Loss on a straight-line basis over the period of the lease unless the payments are structured to increase in line with expected general inflation to compensate for the lessor's expected inflationary cost increases.

i. Income Taxes

Income tax expense comprises current and deferred tax. It is recognised in Statement of profit and loss except to the extent that it relates items recognised directly in equity or in OCI.

Current tax

Tax expense for the year, comprising current tax and deferred tax, are included in the determination of the net profit or loss for the year. Current tax is measured at the amount expected to be paid to the tax authorities in accordance with the taxation laws prevailing in the respective jurisdictions.

Current tax assets and current tax liabilities are offset only if there is a legally enforceable right to set off the recognised amounts, and it is intended to realise the asset and set off the liability on a net basis or simultaneously.

Deferred tax

Deferred tax is recognised in respect of temporary differences between the carrying amounts of assets and liabilities for financial reporting purposes and the amounts used for taxation purposes.

Deferred tax assets are recognised for unused tax losses, unused tax credits and deductible temporary differences to the extent that it is probable that future taxable profits will be available against which they can be used. Deferred tax assets are reviewed at each reporting date and are reduced to the extent that it is no longer probable that the related tax benefit will be realised; such reductions are subsequently reversed when it becomes probable that such assets will be realised.

Unrecognised deferred tax assets are reassessed at each reporting date and recognised to the extent that it has become probable that future taxable profits will be available against which they can be used. Deferred tax is measured at the tax rates that are expected to be applied to deferred tax assets when they are realised or deferred tax liabilities when they are settled, using tax rates enacted or substantively enacted at the reporting date.

The measurement of deferred tax reflects the tax

consequences that would follow from the manner in which the Company expects, at the reporting date, to recover or settle the carrying amount of its assets and liabilities. Deferred tax assets and liabilities are offset only if:

- a) the entity has a legally enforceable right to set off current tax assets against current tax liabilities; and
- b) the deferred tax assets and the deferred tax liabilities relate to income taxes levied by the same taxation authority on the same taxable entity.

j. Trade and other payables

These amounts represent liabilities for services provided to the Company prior to the end of financial year which are unpaid. The amounts are unsecured and are usually paid as per contractual terms. Trade and other payables are presented as current liabilities unless payment is not due within 12 months after the reporting period. They are recognised initially at their fair value and subsequently measured at amortised cost using the effective interest method.

k. Borrowings

Borrowings are initially recognised at fair value, net of transaction costs incurred. Borrowings are subsequently measured at amortised cost. Any difference between the proceeds (net of transaction costs) and the redemption amount is recognised in profit or loss over the period of the borrowings using the effective interest method. Fees paid on the establishment of loan facilities are recognised as transaction costs of the loan to the extent that it is probable that some or all of the facility will be drawn down. In this case, the fee is deferred until the draw down occurs. To the extent there is no evidence that it is probable that some or all of the facility will be drawn down, the fee is capitalised as a prepayment for liquidity services and amortised over the period of the facility to which it relates.

Borrowings are removed from the balance sheet when the obligation specified in the contract is discharged, cancelled or expired. The difference between the carrying amount of a financial liability that has been extinguished or transferred to another party and the consideration paid, including any non-cash assets transferred or liabilities assumed, is recognised in profit or loss as other gains/(losses).

Borrowings are classified as current liabilities unless the Company has an unconditional right to defer settlement of the liability for at least 12 months after the reporting period. Where there is a breach of a material provision of a long-term loan arrangement on or before the end of the reporting period with the effect that the liability becomes payable on demand on the reporting date, the entity does not classify the liability as current, if the lender agreed,

SCHEDULES

Notes to the financial statements for the year ended March 31, 2017

after the reporting period and before the approval of the financial statements for issue, not to demand payment as a consequence of the breach.

Borrowing Costs

General and specific borrowing costs that are directly attributable to the acquisition, construction or production of a qualifying asset are capitalised during the period of time that is required to complete and prepare the asset for its intended use or sale. Qualifying assets are assets that necessarily take a substantial period of time to get ready for their intended use or sale.

Other borrowing costs are expensed in the period in which they are incurred.

I. Provisions

Provisions are recognised when the company has a present legal or constructive obligation as a result of a past event, it is probable that an outflow of resources will be required to settle the obligation and the amount can be reliably estimated. Provisions are not recognised for future operating losses.

Provisions are measured at the present value of management's best estimate of the expenditure required to settle the present obligation at the end of the reporting period. The discount rate used to determine the present value is a pre-tax rate that reflects current market assessments of the time value of money and the risks specific to the liability. The increase in the provision due to the passage of time is recognised as interest expense.

m. Contingent Liabilities

Contingent liabilities are disclosed when there is a possible obligation arising from past events, the existence of which will be confirmed only by the occurrence or non occurrence of one or more uncertain future events not wholly within the control of the Company or a present obligation that arises from past events where it is either not probable that an outflow of resources will be required to settle or a reliable estimate of the amount cannot be made. Where there is a possible obligation or a present obligation and the likelihood of outflow of resources is remote, no provision or disclosure is made.

n. Cash and Cash Equivalents

For the purpose of presentation in the statement of cash flows, cash and cash equivalents includes cash on hand, demand deposits with banks, other short-term, highly liquid investments with original maturities of three months or less that are readily convertible to known amounts of cash and which are subject to an insignificant risk of changes in value, and bank overdrafts. Bank overdrafts are shown within borrowings in current liabilities in the balance sheet.

o. Trade receivables

Trade receivables are recognised initially at fair value, less provision for impairment.

p. Financial Instruments

A financial instrument is any contract that gives rise to a financial asset of one entity and a financial liability or equity instrument of another entity.

A) Financial assets

i) Classification

The Company shall classify financial assets as subsequently measured at amortised cost, fair value through other comprehensive income or fair value through profit or loss on the basis of its business model for managing the financial assets and the contractual cash flow characteristics of the financial asset.

ii) Measurement

All financial assets are recognised initially at fair value plus, in the case of financial assets not recorded at fair value through profit or loss, transaction costs that are attributable to the acquisition of the financial asset. Transaction costs of financial assets carried at fair value through profit or loss are expensed in statement of profit and loss.

iii) Derecognition

A financial asset is derecognised only when

- (i) The company has transferred the rights to receive cash flows from the financial asset or
- (ii) Retains the contractual rights to receive the cash flows of the financial asset, but assumes a contractual obligation to pay the cash flows to one or more recipients.

Where the entity has transferred an asset, the Company evaluates whether it has transferred substantially all risks and rewards of ownership of the financial asset. In such cases, the financial asset is derecognised. Where the entity has not transferred substantially all risks and rewards of ownership of the financial asset, the financial asset is not derecognised.

Where the entity has neither transferred a financial asset nor retains substantially all risks and rewards of ownership of the financial asset, the financial asset is derecognised if the Company has not retained control of the financial asset. Where the Company retains control of the financial asset, the asset is continued to be recognised to the extent of continuing involvement in the financial asset.

SCHEDULES

Notes to the financial statements for the year ended March 31, 2017

iv) Impairment of financial assets

In accordance with Ind-AS 109, the Company applies expected credit loss (ECL) model for measurement and recognition of impairment loss on the following financial assets and credit risk exposure:

- a) Financial assets that are debt instruments, and are measured at amortised cost e.g., loans, debt securities, deposits, and bank balance
- b) Trade receivables

The Company follows 'simplified approach' for recognition of impairment loss allowance on:

- i) Trade receivables which do not contain a significant financing component
- ii) All lease receivables resulting from transactions

The application of simplified approach does not require the Company to track changes in credit risk. Rather, it recognises impairment loss allowance based on lifetime ECLs at each reporting date, right from its initial recognition.

For recognition of impairment loss on other financial assets and risk exposure, the Company determines that whether there has been a significant increase in the credit risk since initial recognition. If credit risk has not increased significantly, 12-month ECL is used to provide for impairment loss. However, if credit risk has increased significantly, lifetime ECL is used. If, in a subsequent period, credit quality of the instrument improves such that there is no longer a significant increase in credit risk since initial recognition, then the entity reverts to recognising impairment loss allowance based on 12-month ECL.

B) Financial liabilities

i) Classification

The Company classifies all financial liabilities as subsequently measured at amortised cost, except for financial liabilities at fair value through profit or loss.

ii) Initial recognition and measurement

Financial liabilities are classified, at initial recognition, as financial liabilities at fair value through profit or loss, loans and borrowings, payables, as appropriate.

All financial liabilities are recognised initially at fair value and, in the case of loans and borrowings and payables, net of directly attributable transaction costs.

The Company's financial liabilities include trade and other payables, loans and borrowings including bank overdrafts.

iii) Financial liabilities at fair value through profit or loss

Financial liabilities at fair value through profit or loss include financial liabilities held for trading and financial liabilities designated upon initial recognition as at fair value through profit or loss. Financial liabilities are classified as held for trading if they are incurred for the purpose of repurchasing in the near term. This category also includes derivative financial instruments entered into by the Company that are not designated as hedging instruments in hedge relationships as defined by Ind-AS 109. Separated embedded derivatives are also classified as held for trading unless they are designated as effective hedging instruments.

Gains or losses on liabilities held for trading are recognised in the statement of profit and loss.

Financial liabilities designated upon initial recognition at fair value through profit or loss are designated at the initial date of recognition, and only if the criteria in Ind-AS 109 are satisfied. For liabilities designated as fair value through statement of profit and loss (FVTPL), fair value gains/ losses attributable to changes in own credit risk are recognized in OCI. These gains/loss are not subsequently transferred to profit and loss. However, the Company may transfer the cumulative gain or loss within equity. All other changes in fair value of such liability are recognised in the statement of profit and loss. The Company has not designated any financial liability as at fair value through Statement of profit and loss.

iv) Loans and borrowings

After initial recognition, interest-bearing loans and borrowings are subsequently measured at amortised cost using the EIR method. Gains and losses are recognised in profit or loss when the liabilities are derecognized.

Amortised cost is calculated by taking into account any discount or premium on acquisition and fees or costs that are an integral part of the EIR. The EIR amortisation is included as finance costs in the statement of profit and loss.

v) Derecognition

A financial liability is derecognised when the obligation under the liability is discharged or cancelled or expires. When an existing financial

SCHEDULES

Notes to the financial statements for the year ended March 31, 2017

liability is replaced by another from the same lender on substantially different terms, or the terms of an existing liability are substantially modified, such an exchange or modification is treated as the derecognition of the original liability and the recognition of a new liability. The difference in the respective carrying amounts is recognised in the statement of profit and loss.

vi) Offsetting of financial instruments

Financial assets and financial liabilities are offset and the net amount is reported in the balance sheet if there is a currently enforceable legal right to offset the recognised amounts and there is an intention to settle on a net basis, to realise the assets and settle the liabilities simultaneously.

q. Fair value measurement

'Fair value' is the price that would be received to sell an asset or paid to transfer a liability in an orderly transaction between market participants at the measurement date in the principal or, in its absence, the most advantageous market to which the Company has access at that date. The fair value of a liability reflects its non-performance risk.

A number of the Company's accounting policies and disclosures require the measurement of fair values, for both financial and non-financial assets and liabilities. When one is available, the Company measures the fair value of an instrument using the quoted price in an active market for that instrument. A market is regarded as active if transactions for the asset or liability take place with sufficient frequency and volume to provide pricing information on an ongoing basis. If there is no quoted price in an active market, then the Company uses valuation techniques that maximise the use of relevant observable

inputs and minimise the use of unobservable inputs. The chosen valuation technique incorporates all of the factors that market participants would take into account in pricing a transaction.

If an asset or a liability measured at fair value has a bid price and an ask price, then the Company measures assets and long positions at a bid price and liabilities and short positions at an ask price.

The best evidence of the fair value of a financial instrument on initial recognition is normally the transaction price – i.e. the fair value of the consideration given or received.

r. Earnings per share

Basic earnings per share is calculated by dividing the net profit or loss for the period attributable to equity shareholders by the weighted average number of equity shares outstanding during the period. Earnings considered in ascertaining the Company's earnings per share is the net profit for the period after deducting preference dividends and any attributable tax thereto for the period.

s. Segment Information

The Company is primarily engaged in a single segment business to operate aircraft and provide aircraft maintenance services within India for the business of integrated air and ground transportation and distribution of time-sensitive packages of Blue Dart Express Limited. All assets of the Company are domiciled in India and the Company earns entire revenue from its operations in India.

t. Rounding of amounts

All amounts disclosed in the financial statements and notes have been rounded off to the nearest lakhs as per the requirement of Schedule III, unless otherwise stated.

SCHEDULES

Notes forming part of Financial Statements as of and for the year ended March 31, 2017

4A. PROPERTY, PLANT AND EQUIPMENT

in ₹ Lakhs

| Description of Assets | GROSS CARRYING VALUE | | | | ACCUMULATED DEPRECIATION | | | | NET CARRYING VALUE |
|----------------------------------|-------------------------------------|--------------|---------------------------|--------------------------------------|-------------------------------------|--------------|-------------------------|--------------------------------------|--------------------------------------|
| | Opening Balance as at April 1, 2016 | Additions | "Deductions/ Adjustments" | Closing Balance as at March 31, 2017 | Opening Balance as at April 1, 2016 | For the Year | Deductions/ Adjustments | Closing Balance as at March 31, 2017 | Closing Balance as at March 31, 2017 |
| Tangible Assets: | | | | | | | | | |
| Leasehold Improvements | 3,400 | - | - | 3,400 | 298 | 284 | - | 582 | 2,818 |
| Aircraft Rotable Parts | 4,327 | 821 | 335 | 4,813 | 963 | 686 | 60 | 1,589 | 3,224 |
| Aircraft Components and Overhaul | 10,705 | 7,039 | 20 | 17,724 | 3,420 | 3,637 | 1 | 7,056 | 10,668 |
| Ground Equipment | 4,993 | 542 | 133 | 5,402 | 579 | 493 | 5 | 1,067 | 4,335 |
| Office Equipment | 128 | 9 | 1 | 136 | 38 | 31 | 1 | 68 | 68 |
| Electrical Equipment | 644 | 41 | 1 | 684 | 121 | 118 | - | 239 | 445 |
| Computers | 275 | 77 | - | 352 | 50 | 62 | - | 112 | 240 |
| Furniture and Fittings | 879 | 44 | 2 | 921 | 191 | 158 | - | 349 | 572 |
| Vehicles | 96 | 10 | 2 | 104 | 34 | 24 | 1 | 57 | 47 |
| Total Tangible Assets | 25,447 | 8,583 | 494 | 33,536 | 5,694 | 5,493 | 68 | 11,119 | 22,417 |
| Capital work-in-progress | 94 | 3,343 | 94 | 3,343 | - | - | - | - | 3,343 |

Notes:

- As a prudent practice, Company has been depreciating full value of the assets, though the assets will have residual value and Companies Act, 2013, also allows upto 5% to be retained as a residual value.
- Deductions/Adjustments include reclassification from one category to another category of asset.

4B. INTANGIBLE ASSETS

in ₹ Lakhs

| Description of Assets | GROSS CARRYING VALUE | | | | ACCUMULATED DEPRECIATION | | | | NET CARRYING VALUE |
|--------------------------------|-------------------------------------|------------|---------------------------|--------------------------------------|-------------------------------------|--------------|-------------------------|--------------------------------------|--------------------------------------|
| | Opening Balance as at April 1, 2016 | Additions | "Deductions/ Adjustments" | Closing Balance as at March 31, 2017 | Opening Balance as at April 1, 2016 | For the Year | Deductions/ Adjustments | Closing Balance as at March 31, 2017 | Closing Balance as at March 31, 2017 |
| Computers - Software | 573 | 13 | - | 586 | 115 | 114 | - | 229 | 357 |
| Type Certification Course | 1,118 | 404 | 46 | 1,476 | 297 | 367 | 14 | 650 | 826 |
| Total Intangible Assets | 1,691 | 417 | 46 | 2,062 | 412 | 481 | 14 | 879 | 1,183 |

SCHEDULES

Notes forming part of Financial Statements as of and for the year ended March 31, 2017

4A. PROPERTY, PLANT AND EQUIPMENT

in ₹ Lakhs

| Description of Assets | GROSS CARRYING VALUE | | | | ACCUMULATED DEPRECIATION | | | NET CARRYING VALUE |
|----------------------------------|---------------------------------|--------------|-------------------------|--------------------------------------|--------------------------|-------------------------|--------------------------------------|--------------------------------------|
| | Deemed Cost as at April 1, 2015 | Additions | Deductions/ Adjustments | Closing Balance as at March 31, 2016 | For the year | Deductions/ Adjustments | Closing Balance as at March 31, 2016 | Closing Balance as at March 31, 2016 |
| Tangible Assets: | | | | | | | | |
| Leasehold Improvements | 3,400 | - | - | 3,400 | 298 | - | 298 | 3,102 |
| Aircraft Rotable Parts | 4,075 | 518 | 266 | 4,327 | 1,003 | 40 | 963 | 3,364 |
| Aircraft Components and Overhaul | 7,843 | 3041 | 179 | 10,705 | 3,430 | 10 | 3,420 | 7,285 |
| Ground Equipment | 4,453 | 610 | 70 | 4,993 | 606 | 27 | 579 | 4,414 |
| Office Equipment | 71 | 57 | - | 128 | 38 | - | 38 | 90 |
| Electrical Equipment | 593 | 52 | 1 | 644 | 121 | - | 121 | 523 |
| Computers | 157 | 118 | - | 275 | 50 | - | 50 | 225 |
| Furniture and Fittings | 875 | 6 | 2 | 879 | 191 | - | 191 | 688 |
| Vehicles | 102 | - | 6 | 96 | 36 | 2 | 34 | 62 |
| Total Tangible Assets | 21,569 | 4,402 | 524 | 25,447 | 5,773 | 79 | 5,694 | 19,753 |
| Capital work in progress | 190 | | 96 | 94 | | | - | 94 |

Notes:

- Company has charged accelerated depreciation on certain rotatables parts which are unserviceable / retired from active use for operation and accordingly, depreciation charge for the current year is higher by ₹ 301 lakhs for 'Aircraft Rotables Parts'.
- As a prudent practice, Company has been depreciating full value of the assets, though the assets will have residual value and Companies Act, 2013, also allows upto 5% to be retained as a residual value.
- Deductions/Adjustments include reclassification from one category to another category of asset.
- The Company has availed the deemed cost exemption in relation to the property, plant and equipment on the date of transition and hence the net block carrying amount has been considered as the gross block carrying amount on that date. Refer note below for the gross block value and the accumulated depreciation on April 1, 2015 under the previous GAAP

in ₹ Lakhs

| DESCRIPTION | Leasehold Improvements | Aircraft Rotable Parts | Aircraft Components and Overhaul | Ground Equipment | Office Equipment | Electrical Equipment | Computers and Fittings | Furniture and Fittings | Vehicles | Total |
|--|------------------------|------------------------|----------------------------------|------------------|------------------|----------------------|------------------------|------------------------|------------|---------------|
| Gross Block | 5,551 | 11,550 | 15,437 | 7,274 | 282 | 1,079 | 757 | 1,816 | 570 | 44,316 |
| Accumulated Depreciation/ Amortisation | 2,151 | 7,475 | 7,594 | 2,821 | 211 | 486 | 600 | 941 | 468 | 22,747 |
| Net Block | 3,400 | 4,075 | 7,843 | 4,453 | 71 | 593 | 157 | 875 | 102 | 21,569 |

4B. INTANGIBLE ASSETS

in ₹ Lakhs

| Description of Assets | GROSS CARRYING VALUE | | | | ACCUMULATED DEPRECIATION | | | NET CARRYING VALUE |
|--------------------------------|---------------------------------|------------|-------------------------|--------------------------------------|--------------------------|-------------------------|--------------------------------------|--------------------------------------|
| | Deemed Cost as at April 1, 2015 | Additions | Deductions/ Adjustments | Closing Balance as at March 31, 2016 | For the year | Deductions/ Adjustments | Closing Balance as at March 31, 2016 | Closing Balance as at March 31, 2016 |
| Computers - Software | 442 | 131 | - | 573 | 115 | - | 115 | 458 |
| Type Certification Course | 708 | 424 | 14 | 1,118 | 300 | 3 | 297 | 821 |
| Total Intangible Assets | 1,150 | 555 | 14 | 1,691 | 415 | 3 | 412 | 1,279 |

Notes:

The Company has availed the deemed cost exemption in relation to the intangible assets on the date of transition and hence the net block carrying amount has been considered as the gross block carrying amount on that date. Refer note below for the gross block value and the accumulated depreciation on April 1, 2015 under the previous GAAP

in ₹ Lakhs

| DESCRIPTION | Computers - Software | Type Certification Course | Total |
|--|----------------------|---------------------------|--------------|
| Gross Block | 1,062 | 1,080 | 2,142 |
| Accumulated Depreciation/ Amortisation | 620 | 372 | 992 |
| Net Block | 442 | 708 | 1,150 |

SCHEDULES

Notes forming part of Financial Statements as of and for the year ended March 31, 2017

| | As at March 31, 2017 in ₹ Lakhs | As at March 31, 2016 in ₹ Lakhs | As at April 1, 2015 in ₹ Lakhs |
|---|---------------------------------------|---------------------------------------|--------------------------------------|
| 5 OTHER NON-CURRENT FINANCIAL ASSETS | | | |
| (Unsecured, considered good, unless otherwise stated) | | | |
| Long term deposits with banks with maturity period more than 12 months | 1 | 1 | 4 |
| Advances | | | |
| Deposits | 601 | 594 | 446 |
| Total | 602 | 595 | 450 |
| 6 DEFERRED TAX ASSET/(LIABILITIES) (NET) [Refer Note 3 (i) and Note 38B] | | | |
| Deferred Tax Liability | - | - | - |
| Gross Deferred Tax Liability | - | - | - |
| Deferred Tax Assets | | | |
| Property, Plant and Equipment and intangible assets | 2,493 | 2,132 | 1,667 |
| Other timing differences | 791 | 735 | 482 |
| Gross Deferred Tax Assets | 3,284 | 2,867 | 2,149 |
| 7 NON-CURRENT TAX ASSETS (NET) | | | |
| Opening balance | 668 | 409 | 172 |
| Less: Current tax payable for the year | 561 | 867 | 2,098 |
| Add: Taxes paid | 774 | 1,126 | 2,335 |
| Closing balance | 881 | 668 | 409 |
| Advance income tax | 4,879 | 4,105 | 2,979 |
| Provision for tax | 3,998 | 3,437 | 2,570 |
| Advance income tax (Net of provision for tax) | 881 | 668 | 409 |
| 8 OTHER NON-CURRENT ASSETS | | | |
| Capital Advances | 39 | 80 | 10 |
| Prepaid Expenses | 421 | 161 | 224 |
| Total | 460 | 241 | 234 |
| 9 INVENTORIES [Refer note 3(d)](*) | | | |
| Consumables/Spares | 1,620 | 1,313 | 1,245 |
| Loose Tools | 292 | 279 | 235 |
| Total | 1,912 | 1,592 | 1,480 |
| * Net of provision for slow-moving items of ₹ 803 Lakhs, (March 31, 2016 - ₹ 638 Lakhs) | | | |
| 10 TRADE RECEIVABLES | | | |
| (Unsecured, considered good) | | | |
| Trade receivables | 3 | 28 | 18 |
| Receivables from related parties (Refer Note 33) | 91 | 253 | 1,714 |
| Total | 94 | 281 | 1,732 |

SCHEDULES

Notes forming part of Financial Statements as of and for the year ended March 31, 2017

| | As at March 31, 2017 in ₹ Lakhs | As at March 31, 2016 in ₹ Lakhs | As at April 1, 2015 in ₹ Lakhs |
|--|---------------------------------------|---------------------------------------|--------------------------------------|
| 11 CASH AND CASH EQUIVALENTS | | | |
| Balances with banks in current accounts | 82 | 19 | 93 |
| Cash on hand | 2 | 3 | 4 |
| Total | 84 | 22 | 97 |
| 12 OTHER CURRENT FINANCIAL ASSETS | | | |
| (Unsecured, considered good, unless otherwise stated) | | | |
| Deposits | 227 | - | - |
| Others receivables from related party | - | 818 | - |
| Interest Accrued on deposits* | - | - | - |
| * Amount is below the rounding off norm adopted by the Company. | | | |
| Total | 227 | 818 | - |
| 13 OTHER CURRENT ASSETS | | | |
| (Unsecured, considered good) | | | |
| Prepaid Expenses | 696 | 696 | 569 |
| Balance with Government Authorities | 285 | 93 | 118 |
| Others | 474 | 138 | 116 |
| Total | 1,455 | 927 | 803 |
| 14 EQUITY SHARE CAPITAL | | | |
| Authorised | | | |
| 4,00,00,000 Equity Shares(March 31, 2016- 40,000,000 and April 1, 2015- 40,000,000) of Rs. 10 each | 4,000 | 4,000 | 4,000 |
| Issued, Subscribed and Fully Paid up | | | |
| 2,40,00,000 Equity Shares (March 31, 2016 : 24,000,000 and April 1, 2015 : 24,000,000)of Rs. 10 each fully paid-up | 2,400 | 2,400 | 2,400 |
| Total | 2,400 | 2,400 | 2,400 |

i. Reconciliation of the number of shares

| | As at March 31, 2017 | | As at March 31, 2016 | | As at April 1, 2015 | |
|---|----------------------|---------------------|----------------------|---------------------|---------------------|---------------------|
| | Number of shares | Amount (₹ In Lakhs) | Number of shares | Amount (₹ In Lakhs) | Number of shares | Amount (₹ In Lakhs) |
| Balance as at the beginning of the year | 24,000,000 | 2,400 | 24,000,000 | 2,400 | 24,000,000 | 2,400 |
| Additions/Deletions during the year | - | - | - | - | - | - |
| Balance as at the end of the year | 24,000,000 | 2,400 | 24,000,000 | 2,400 | 24,000,000 | 2,400 |

SCHEDULES

Notes forming part of Financial Statements as of and for the year ended March 31, 2017

ii. Rights, preferences and restrictions attached to equity shares

The Company has only one class of equity shares at a par value of ₹ 10 per share. Each shareholder of equity shares is entitled to one vote per share. In the event of liquidation of the Company, the equity share holders are eligible to receive the remaining assets of the Company, after distribution of all preferential amounts, in proportion to their share holding.

| | As at March 31, 2017 in ₹ Lakhs | As at March 31, 2016 in ₹ Lakhs | As at April 1, 2015 in ₹ Lakhs |
|--|---------------------------------------|---------------------------------------|--------------------------------------|
| iii. Shares held by Holding Company | | | |
| Blue Dart Express Limited, the Holding Company | 2,400 | 1,776 | 1,776 |
| 24,000,000 (March 31, 2016- 17,760,000 and April 1, 2015-17,760,000) equity shares of ₹ 10 each fully paid up | | | |

iv. Details of shares held by shareholders holding more than 5% of the aggregate shares in the Company

| | As at March 31, 2017 | | As at March 31, 2016 | | As at April 1, 2015 | |
|---|----------------------|------|----------------------|------|---------------------|------|
| | Number of shares | % | Number of shares | % | Number of shares | % |
| Blue Dart Express Limited ('BDEL') and its nominees | 24,000,000 | 100% | 17,760,000 | 74% | 1,17,60,000 | 49% |
| Mr. Tushar K. Jani* | - | - | 3,120,000 | 13% | 40,80,000 | 17% |
| Mr. Clyde C.Cooper* | - | - | 3,120,000 | 13% | 40,80,000 | 17% |
| Trinity Finsec Private Limited* | - | - | - | - | 40,80,000 | 17% |
| Total | 24,000,000 | 100% | 24,000,000 | 100% | 2,40,00,000 | 100% |

* During the year, Mr.Clyde C. Cooper and Mr. Tushar K. Jani each have transferred 31,20,000 shares to Blue Dart Express Limited on November 24, 2016. During the previous year, Trinity Finsec Private Limited had transferred 40,80,000 shares to Blue Dart Express Limited on June 22, 2015 and similarly Mr.Clyde C. Cooper and Mr.Tushar K. Jani each have transferred 9,60,000 shares to Blue Dart Express Limited on June 22, 2015 and July 29, 2015 respectively.

15 OTHER EQUITY

Reserves and Surplus

| | As at March 31, 2017 in ₹ Lakhs | As at March 31, 2016 in ₹ Lakhs | As at April 1, 2015 in ₹ Lakhs |
|--|---------------------------------------|---------------------------------------|--------------------------------------|
| Securities Premium Reserve | 600 | 600 | 600 |
| Retained earnings | 1,687 | 1,380 | 1,077 |
| Total | 2,287 | 1,980 | 1,677 |
| i) Securities Premium Reserve | | | |
| Balance as at the beginning and end of the year | 600 | 600 | 600 |
| ii) Retained Earnings | | | |
| Balance as at the beginning of the year | 1,380 | 1,077 | 994 |
| Net Profit for the year | 311 | 531 | 83 |
| Items of other comprehensive income recognised directly in retained earnings | | | |

SCHEDULES

Notes forming part of Financial Statements as of and for the year ended March 31, 2017

| | As at March 31, 2017 in ₹ Lakhs | As at March 31, 2016 in ₹ Lakhs | As at April 1, 2015 in ₹ Lakhs |
|---|---------------------------------------|---------------------------------------|--------------------------------------|
| Remeasurements of defined benefit obligations, net of tax | (4) | (228) | - |
| Balance as at the end of the year | 1,687 | 1,380 | 1,077 |
| Total of Other Equity | 2,287 | 1,980 | 1,677 |

Nature and purpose of reserve:

Security Premium

Security Premium reserve is used to record the premium on shares. The reserve is utilised in accordance with the provisions of the act.

16 NON CURRENT FINANCIAL LIABILITIES - BORROWINGS

Term loans

Unsecured

| | | | |
|--|---------------|---------------|---------------|
| (a) Term Loan from Bank (Refer note (c)) | - | 6,000 | 6,000 |
| (b) Term Loan from Financial Institutions (Refer note (a) and (b)) | 14,375 | - | - |
| (c) Term Loan from Blue Dart Express Limited (Refer note (d)) | 2,996 | 5,437 | 9,348 |
| Total | 17,371 | 11,437 | 15,348 |

Security and Salient Terms:

- a) During the FY 2016-17, the Company has taken an unsecured term loan of ₹ 10,000 (Lakhs) in two tranches: ₹ 6,000 Lakhs on 30th January, 2017 and ₹ 4,000 Lakhs on 8th March, 2017 from Standard Chartered Investments and Loans (India) Limited (SCILL) for refinancing of existing financial indebtedness and meeting its capital expenditure obligations. The loan is repayable over a period of 60 months from the date of draw down. Repayment of the loan is in equal quarterly installments, commences from the 15th month (initial 12 months being the moratorium period). Both the tranches carry interest rate of 8.1% and 7.9% respectively subject to reset from time to time.
- b) During the FY 2016-17, the Company has taken an unsecured term loan of ₹ 5,000 (Lakhs) from CitiCorp Finance (India) Limited (CFIL) on 31st March, 2017 for capital expenditure including reimbursement/refinancing of loans taken earlier for capital expenditure. The loan is repayable over a period of 36 months from the date of draw down. Repayment of the loan is in equal quarterly installments, commences from the date of draw down on 27th month, 30th month, 33rd month and 36th month (initial 24 months being the moratorium period). Interest rate on the loans will be agreed with CFIL from time to time and the same is subject to the annual reset during the tenor of the loan.
- c) During the FY 2013-14, the Company had taken an unsecured term loan of ₹ 6,000 (Lakhs) from Barclays Bank Plc for refinancing of existing financial indebtedness for meeting its capital expenditure obligations. The loan is repayable over a period of sixty months. Repayment of the loan is in equal quarterly installments, commences from the 39th month (initial 38 months being the moratorium period). The loan carries interest at the rate of 9.7% per annum for the first 34 months, subject to reset after the end of the 34th month. For the said loan facility, the debt covenants are to be met by Blue Dart Express Limited. The same is fully repaid in the current year.
- d) During the year, the Company has repaid ₹ 3,911 Lakhs (31st March 2016 - ₹ 3,208 Lakhs and 31st March 2015 - ₹ 6,943 Lakhs which includes one time repayment ₹ 3,373 Lakhs over and above amortization of loan schedule) towards the unsecured interest bearing loan borrowed from Blue Dart Express Limited. As at 31st March 2017, the outstanding loan balance is ₹ 5,437 Lakhs (Previous year ₹ 9,348 Lakhs) of which ₹ 2,441 Lakhs (Previous period ₹ 3,991 Lakhs) is payable within 12 months of the balance sheet date. In respect of the aforesaid loans which have been granted in various tranches, the principal amount for one tranche is repayable over three years with the first year as moratorium and for the balance tranches, principal amount is repayable over seven years with the first two years as moratorium. Interest rate is linked to the average based rate of IDBI Bank and ICICI Bank subject to reset on bi-annually basis.

SCHEDULES

Notes forming part of Financial Statements as of and for the year ended March 31, 2017

| | As at March 31, 2017 in ₹ Lakhs | As at March 31, 2016 in ₹ Lakhs | As at April 1, 2015 in ₹ Lakhs |
|--|---------------------------------------|---------------------------------------|--------------------------------------|
| 17 OTHER FINANCIAL LIABILITIES | | | |
| Aircraft Payload Deposit from Blue Dart Express Limited | 2,049 | 2,049 | 1,861 |
| Deposit Received from DHL Express (India) Private Limited | 948 | 1,098 | 1,248 |
| Deposit Received from DHL Logistics Private Limited | - | - | 9 |
| Employee Benefit Payable | 169 | 110 | - |
| Total | 3,166 | 3,257 | 3,118 |
| 18 A NON-CURRENT PROVISIONS | | | |
| Provision for Employee Benefits: | | | |
| [Refer notes 3 (g)] | | | |
| Provision for Compensated Absences | 304 | 275 | 175 |
| Others | | | |
| Provision for aircraft redelivery obligation (refer below note) | 282 | 181 | 180 |
| Total | 586 | 456 | 355 |
| 18 B CURRENT PROVISIONS | | | |
| Provision for Employee Benefits: | | | |
| [Refer notes 3 (g)] | | | |
| Provision for Gratuity | 85 | 94 | 33 |
| Provision for Compensated absences | 112 | 111 | 74 |
| Total | 197 | 205 | 107 |
| Movement in provision for aircraft redelivery obligation: | | | |
| Opening Balance | 181 | 180 | 180 |
| Additions during the year (including interest expenses of ₹ 17 lakhs (March 31, 2016: ₹1 Lakh disclosed under Finance Cost) | 101 | 1 | - |
| Utilisation during the year | - | - | - |
| Closing Balance | 282 | 181 | 180 |

Employee benefit obligations

The Company has classified the various employee benefits provided to employees as under:

I Defined Contribution Plans

| | For the Year ended March 31, 2017 in ₹ Lakhs | For the Year ended March 31, 2016 in ₹ Lakhs | For the Year ended April 1, 2015 in ₹ Lakhs |
|---|---|---|--|
| - Employer's Contribution to Provident Fund | 223 | 199 | 128 |
| - Employer's Contribution to Employees' State Insurance | 21 | 14 | 15 |
| - Employer's Contribution to Employees' Pension Scheme 1995 | 98 | 90 | 70 |

During the year, the Company has recognised the above amounts in the Statement of Profit and Loss under "Contribution to provident and other funds"

SCHEDULES

Notes forming part of Financial Statements as of and for the year ended March 31, 2017

II Defined Benefit Plans

Gratuity:

A The amounts recognised in the balance sheet and the movements in the net defined benefit obligation over the years are as follows:

| | Present value of obligation | Fair value of plan assets | Net defined benefit (asset) /liability |
|--|-----------------------------|---------------------------|--|
| Balance as on April 1, 2015 | 725 | (692) | 33 |
| Interest Cost | 58 | - | 58 |
| Current Service Cost | 54 | - | 54 |
| Expected Return on Plan Assets | - | (56) | (56) |
| Total amount recognised in profit or loss | 112 | (56) | 56 |
| Remeasurements | | | |
| Actuarial (gain)/loss on obligations | 369 | (21) | 348 |
| Total amount recognised in other comprehensive income | 369 | (21) | 348 |
| Benefits Paid | (90) | 90 | - |
| Contributions | - | (343) | (343) |
| Balance as on March 31, 2016 | 1,116 | (1,022) | 94 |
| Interest Cost | 89 | - | 89 |
| Current Service Cost | 86 | - | 86 |
| Expected Return on Plan Assets | - | (81) | (81) |
| Total amount recognised in profit or loss | 175 | (81) | 94 |
| Remeasurements | | | |
| Actuarial (gain)/loss on obligations | 10 | (4) | 6 |
| Total amount recognised in other comprehensive income | 10 | (4) | 6 |
| Benefits Paid | (66) | 66 | - |
| Contributions | - | (109) | (109) |
| Balance as on March 31, 2017 | 1,235 | (1,150) | 85 |

| | As at March 31, 2017 in ₹ Lakhs | As at March 31, 2016 in ₹ Lakhs | As at April 1, 2015 in ₹ Lakhs |
|---|------------------------------------|------------------------------------|-----------------------------------|
| B Reconciliation of Present Value of Defined Benefit Obligation and the Fair value of Assets | | | |
| Present Value of funded obligation as at the year end | 1,235 | 1,116 | 725 |
| Fair Value of Plan Assets as at the end of the year | 1,150 | (1,022) | (692) |
| Funded Status | 85 | 94 | 33 |
| Present Value of unfunded Obligation as at the year end | 85 | 94 | 33 |
| Unrecognised Actuarial (gains)/losses | Nil | Nil | Nil |
| Unfunded Net Liability Recognised in Balance Sheet | 85 | 94 | 33 |

SCHEDULES

Notes forming part of Financial Statements as of and for the year ended March 31, 2017

| | As at March 31, 2017 in ₹ Lakhs | As at March 31, 2016 in ₹ Lakhs | As at April 1, 2015 in ₹ Lakhs |
|--|---------------------------------------|---------------------------------------|--------------------------------------|
| C Amount recognised in the Balance Sheet | | | |
| Present Value of Obligation at the end of the year | 1,235 | 1,116 | 725 |
| Fair value of plan assets | (1,150) | (1,022) | (692) |
| Liability recognised in the Balance Sheet | 85 | 94 | 33 |

D Actuarial assumptions

- i Valuations in respect of Gratuity has been carried out by an independent actuary, as at the Balance sheet date, based on the following assumptions:

| | As at March 31, 2017 in ₹ Lakhs | As at March 31, 2016 in ₹ Lakhs | As at April 1, 2015 in ₹ Lakhs |
|--|---------------------------------------|---------------------------------------|--------------------------------------|
| Discount Rate and Expected Return on Plan Assets (per annum) | 7.66% | 7.96% | 8.03% |
| Rate of increase in Salary growth rate | 7.25% | 7.25% | 7.25% |

Note: The estimates of future salary increases, considered in actuarial valuation, takes into account, inflation, seniority, promotions and other relevant factors, such as demand and supply in the employment market.

ii Sensitivity analysis

Reasonably possible changes at the reporting date to one of the relevant actuarial assumptions, holding other assumptions constant, would have affected the defined benefit obligation by the amounts shown below.

| | Impact on defined benefit obligation (In ₹ Lakhs) | | | |
|--------------------------------------|---|----------|----------------------|----------|
| | As at March 31, 2017 | | As at March 31, 2016 | |
| | Increase | Decrease | Increase | Decrease |
| Discount rate (0.5% movement) | (61) | 66 | (55) | 59 |
| Future salary growth (0.5% movement) | 66 | (61) | 59 | (55) |

Although the analysis does not take account of the full distribution of cash flows expected under the plan, it does provide an approximation of the sensitivity of the assumptions shown.

iii Percentage of each category of Plan Assets to total Fair Value of Plan Assets

The Plan Assets are administered by Life Insurance Corporation of India ("LIC") as per Investment Pattern stipulated for Pension and Group Schemes Fund by Insurance Regulatory and Development Authority ('IRDA') regulations.

| | As at March 31, 2017 in ₹ Lakhs | As at March 31, 2016 in ₹ Lakhs | As at April 1, 2015 in ₹ Lakhs |
|---|---------------------------------------|---------------------------------------|--------------------------------------|
| Insured fund in LIC | 1150 | 1021 | 692 |
| iv Expected gratuity contribution for the next years | 177 | 176 | 87 |
| E Compensated Absences | | | |
| Non-current provisions (Refer note 18A) | 304 | 275 | 175 |
| Current provisions (Refer note 18B) | 112 | 111 | 74 |

SCHEDULES

Notes forming part of Financial Statements as of and for the year ended March 31, 2017

| | As at March 31, 2017 in ₹ Lakhs | As at March 31, 2016 in ₹ Lakhs | As at April 1, 2015 in ₹ Lakhs |
|--|---------------------------------------|---------------------------------------|--------------------------------------|
| 19 OTHER NON CURRENT LIABILITIES | | | |
| Air charter service income received in advance | - | - | 97 |
| Total | - | - | 97 |
| 20 CURRENT BORROWINGS | | | |
| Unsecured | | | |
| Bank Overdraft (payable on demand and interest rate i.e. Yes Bank base rate +0.5%) | 708 | 309 | - |
| Total | 708 | 309 | - |
| 21 TRADE PAYABLES | | | |
| Trade Payables: | | | |
| Total outstanding dues of Micro enterprises and Small Enterprises (Refer Note 34) | 13 | 15 | 5 |
| Total outstanding dues of creditors other than Micro enterprises and small enterprises: | | | |
| Trade payable other than related parties | 2,584 | 1,010 | 1,507 |
| Trade payables to related parties (Refer Note 33) | 1,184 | 1,839 | 1,003 |
| Other Payables | 1,075 | 1,026 | 673 |
| Total | 4,856 | 3,890 | 3,188 |
| 22 OTHER FINANCIAL LIABILITIES | | | |
| Current maturities of Term Loan from Blue Dart Express Limited (Refer Note 16) | 2,441 | 3,911 | 3,208 |
| Current maturities of Unsecured term loan from Financial Institutions (Refer Note 16) | 625 | - | - |
| Deposit Received from DHL Express (India) Private Limited | 150 | 150 | 150 |
| Employee benefits payable | 696 | 718 | 153 |
| Total | 3,912 | 4,779 | 3,511 |
| 23 OTHER CURRENT LIABILITIES | | | |
| Statutory dues (including Provident Fund, Employees' State Insurance and Tax Deducted at Source) | 361 | 327 | 270 |
| Air charter service income received in advance | 98 | 97 | 192 |
| Total | 459 | 424 | 462 |

SCHEDULES

Notes forming part of Financial Statements as of and for the year ended March 31, 2017

| | Year ended March 31, 2017 in ₹ Lakhs | Year ended March 31, 2016 in ₹ Lakhs |
|---|--|--|
| 24 REVENUE FROM OPERATIONS | | |
| Express Air Charter Services [Refer Note 3(e)] | 60,555 | 57,670 |
| Other Operating Revenue | | |
| Business Support Services [Refer Note 3(e)] | 806 | 758 |
| Total | 61,361 | 58,428 |
| 25 OTHER INCOME | | |
| Interest on deposits with banks* [Refer Note 3(e)] | - | - |
| Sale of Spares / Services | 119 | 208 |
| Capital Expenditure Reimbursement on return of aircraft | - | 750 |
| Unwinding interest on security deposit | 69 | 57 |
| Net Gain on Foreign Currency Transactions and Translation [Refer Note 3(f)] | 167 | - |
| Provision/Liabilities no longer required written back | 16 | 51 |
| Miscellaneous Income | 152 | 136 |
| Total | 523 | 1,202 |
| * Amount is below the rounding off norm adopted by the Company | | |
| 26 OPERATING COSTS | | |
| Aircraft Fuel | 17,229 | 16,571 |
| Aircraft and Engine Lease Rentals [Refer Note 3(h)] | 7,896 | 6,640 |
| Navigation Charges | 3,963 | 3,553 |
| Engineering Maintenance Costs | 1,249 | 1,174 |
| Loss on sale/scraping of Rotables/Components & Overhaul written off [Refer Note 4A] | 218 | 344 |
| Consumption of Consumables and Tools | 1,061 | 1,165 |
| Provision for aircraft redelivery obligation [Refer Note 18A] | 84 | - |
| Provision for slow-moving inventory | 165 | 133 |
| Aircraft Insurance | 200 | 206 |
| Handling and Clearing | 776 | 553 |
| Interline Expenses | 265 | 284 |
| Total | 33,106 | 30,623 |
| 27 EMPLOYEE BENEFITS EXPENSE | | |
| Salaries, Bonus and Leave Encashment | 11,259 | 11,655 |
| Contribution to provident and other funds | 342 | 303 |
| Gratuity [Refer Note 18B)] | 94 | 56 |
| Staff Welfare Expenses | 884 | 853 |
| Total | 12,579 | 12,867 |

SCHEDULES

Notes forming part of Financial Statements as of and for the year ended March 31, 2017

| | Year ended March 31, 2017 in ₹ Lakhs | Year ended March 31, 2016 in ₹ Lakhs |
|--|--|--|
| 28 FINANCE COSTS | | |
| Interest Expense: | | |
| - On Term loan from bank | 477 | 584 |
| - On Term loans from financial institutions | 102 | - |
| - On Unsecured term loan and inter corporate deposits from Blue Dart Express Limited | 982 | 1,121 |
| - Unwinding of interest on provisions/payload deposits | 214 | 189 |
| - On Others | 11 | 13 |
| Total | 1,786 | 1,907 |
| 29 DEPRECIATION AND AMORTISATION EXPENSE | | |
| Depreciation on Tangible assets | 5,493 | 5,773 |
| Amortisation on Intangible assets | 481 | 415 |
| Total | 5,974 | 6,188 |
| 30 OTHER EXPENSES | | |
| Rent [Refer Note 35(ii)] | 4,462 | 3,711 |
| Electricity | 360 | 341 |
| Repairs and Maintenance - Others | 805 | 808 |
| Communication Expenses | 94 | 100 |
| Directors sitting fees | 13 | 12 |
| Legal and Professional Expenses | 99 | 108 |
| Payment to Auditors | | |
| Statutory Audit fees | 16 | 16 |
| Tax Audit fees | 4 | 4 |
| Other Matter | 1 | - |
| Reimbursement of Expenses* | - | - |
| Rates and taxes | 80 | 73 |
| Insurance | 143 | 154 |
| Lease and Hire charges [Refer Note 3(h) & Note 35(ii)] | 38 | 29 |
| Loss on Sale/Scrapping of Assets | 20 | 22 |
| Net Loss on Foreign Currency Transactions and Translation [Refer Note 3(f)] | - | 129 |
| Printing and Stationery | 212 | 214 |
| Subscriptions Charges | 314 | 276 |
| Travelling Expenses | 443 | 493 |
| Miscellaneous expenses | 880 | 754 |
| Total | 7,984 | 7,244 |

* Amount is below the rounding off norm adopted by the Company

SCHEDULES

Notes forming part of Financial Statements as of and for the year ended March 31, 2017

| | Year ended March 31, 2017 in ₹ Lakhs | Year ended March 31, 2016 in ₹ Lakhs |
|---|--|--|
| 31 EARNINGS PER SHARE | | |
| Profit for the year | 311 | 531 |
| Weighted average number of shares (Nos.) | 24,000,000 | 24,000,000 |
| Basic and Diluted Earnings Per Share (In ₹) | 1.29 | 2.21 |
| Nominal value of shares outstanding (In ₹) | 10 | 10 |

32 SEGMENT INFORMATION

Based on the "management approach" as defined in Ind AS 108, the Chief Operating Decision Maker (CODM) comprises of Managing Director and Chief Financial Officer evaluates the Company's performance and reviews the segment business. The Company is primarily engaged in a single segment business to operate aircraft and provide aircraft maintenance services within India for the business of integrated air and ground transportation and distribution of time-sensitive packages of Blue Dart Express Limited. All assets of the Company are domiciled in India and the Company earns entire revenue from its operations in India.

Revenue of approximately ₹ 60,555 lakhs (March 31, 2016: ₹ 57,670 lakhs) is derived from the holding company.

33 RELATED PARTY DISCLOSURES

A) NAME OF RELATED PARTIES AND NATURE OF RELATIONSHIP:

i) Enterprises where control exists

| | |
|--------------------------|--|
| Ultimate Holding Company | Deutsche Post AG, Germany |
| Holding Company | Blue Dart Express Limited {Effective from June 22, 2015} |

| Name | Type | Place of incorporation | Ownership Interest | | |
|--|-----------------|------------------------|--------------------|----------------|---------------|
| | | | March 31, 2017 | March 31, 2016 | April 1, 2015 |
| Blue Dart Express Limited and its nominees | Holding Company | India | 100% | 74% | 49% |

ii) Key Management Personnel

| | |
|---|------------------------|
| Ms. Tulsi Nowlakha Mirchandaney | Managing Director |
| Mr. Tushar K. Jani | Non-Executive Director |
| Mr. Clyde C Cooper | Non-Executive Director |
| Air Marshal M. McMahon (Retd.) | Non-Executive Director |
| Air Marshal Vijay Achyut Patkar (Retd.) | Non-Executive Director |

iii) Entities under common control where transaction have taken place

Concorde Air Logistics Limited
DHL Express India Private Limited
European Air Transport, Leipzig GmbH
DHL Aviation (Netherlands) B.V.
DHL Logistics Private Limited
DHL Aviation EEMEA, Kingdom of Bahrain
DHL Worldwide Network NV/SA

SCHEDULES

Notes forming part of Financial Statements as of and for the year ended March 31, 2017

iv) **Entities in which a Director is interested, where transaction have taken place**

Cargo Service Center India Private Limited

Delhi Cargo Service Center Private Limited

*Key management personnel compensation comprised the following:

| Particulars | Year ended March 31, 2017 in ₹ Lakhs | Year ended March 31, 2016 in ₹ Lakhs |
|---|--|--|
| Short-term employee benefits | 243 | 220 |
| Post-employment benefits | 7 | 6 |
| Other long-term benefits - Leave Encashment | 1 | 1 |
| Total | 251 | 227 |

B) TRANSACTIONS WITH RELATED PARTIES DURING THE YEAR:

| NATURE OF TRANSACTIONS: | Year ended March 31, 2017 in ₹ Lakhs | Year ended March 31, 2016 in ₹ Lakhs |
|--|--|--|
| i) With Blue Dart Express Limited | | |
| Express Air Charter Service Income (including service income accrued in advance) | 60,555 | 57,670 |
| Interest charges incurred on Inter-corporate Deposit | 208 | - |
| Interest charges incurred on Term Loan | 774 | 1,121 |
| Courier charges incurred | 32 | 26 |
| Inter Corporate deposits accepted during the year | 7,568 | - |
| Inter Corporate deposits repaid during the year | 7,568 | - |
| Unsecured Term Loan repaid during the year | 3,911 | 3,208 |
| Sale of Plant, property and equipment | 1 | - |
| ii) Directors Sitting Fees | | |
| Mr. Tushar K. Jani | 4 | 4 |
| Mr. Clyde C Cooper | 1 | 1 |
| Air Marshal M. McMahon (Retd.) | 4 | 4 |
| Air Marshal Vijay Achyut Patkar (Retd.) | 4 | 3 |
| iii) Entities under common control : | | |
| (a) Concorde Air Logistics Limited: | | |
| Clearing and Forwarding charges | 136 | 97 |
| Agency charges incurred for customs clearing | 16 | 12 |
| (b) With DHL Express India Private Limited | | |
| Business support services income | 806 | 758 |
| Other income | 73 | 82 |
| Courier charges incurred | 202 | 156 |
| Other Reimbursements (Expenses) | 13 | 8 |

SCHEDULES

Notes forming part of Financial Statements as of and for the year ended March 31, 2017

| | Year ended March 31, 2017 in ₹ Lakhs | Year ended March 31, 2016 in ₹ Lakhs |
|---|--|--|
| (c) With European Air Transport, Leipzig GmbH | | |
| Expenses towards Aircraft spares /Repairs | 33 | 12 |
| (d) With DHL Aviation (Netherlands) B.V. | | |
| Aircraft Dry Lease | 7,026 | 5,964 |
| Received towards capital expenditure on return of aircraft | 818 | - |
| (e) With DHL Aviation EEMEA, Kingdom of Bahrain | | |
| Received towards Sale of Aircraft parts | - | 38 |
| Purchase of Aircraft parts (Payable)* | - | - |
| (f) With DHL Logistics Private Limited | | |
| Rental Income | - | 31 |
| (g) With Delhi Cargo Service Centre Pvt., Ltd., | | |
| Interline Expenses | 6 | 9 |
| (h) With Cargo Service Centre India Pvt., Ltd., | | |
| Interline Expenses | 4 | 15 |
| (i) With DHL Worldwide Network NV/SA | | |
| Payment towards Engineering & Maintenance ERP | - | 277 |
| AMC charges for Engineering & Maintenance ERP | 80 | - |
| *Amount is below the rounding off norm adopted by the Company | | |

C) RELATED PARTY BALANCES:

| | As at March 31, 2017 in ₹ Lakhs | As at March 31, 2016 in ₹ Lakhs | As at April 1, 2015 in ₹ Lakhs |
|--|---------------------------------------|---------------------------------------|--------------------------------------|
| a) Blue Dart Express Limited | | | |
| Aircraft Payload Deposit (including service income accrued in advance) | 2,150 | 2,150 | 2,150 |
| Account Receivable(net) | - | 182 | 1,603 |
| Outstanding Unsecured Term Loan | 5,437 | 9,348 | 12,556 |
| b) DHL Express India Private Limited | | | |
| Outstanding Security Deposit | 1,098 | 1,248 | 1,398 |
| Receivables towards Other operating income(net) | 91 | 71 | 111 |
| Payable towards freight charges | 46 | 11 | 5 |
| c) DHL Logistics Private Limited | | | |
| Outstanding Security Deposit | - | - | 9 |
| d) DHL Aviation (Netherlands) B.V. | | | |
| Payable towards Aircraft Dry Lease charges | 1,123 | 1,825 | 978 |
| Receivable towards capital expenditure on return of Aircraft | - | 818 | - |
| e) Concorde Air Logistics Limited | | | |
| Payable | 13 | 1 | 7 |
| f) Cargo Service Center India Private Limited | | | |
| Payable towards Interline | 1 | 1 | 1 |
| g) Delhi Cargo Service Center Private Limited | | | |
| Payable towards Interline | 1 | 1 | 1 |

SCHEDULES

Notes forming part of Financial Statements as of and for the year ended March 31, 2017

| | As at March 31, 2017 in ₹ Lakhs | As at March 31, 2016 in ₹ Lakhs | As at April 1, 2015 in ₹ Lakhs |
|--|---------------------------------------|---------------------------------------|--------------------------------------|
| h) European Air Transport, Leipzig GmbH | | | |
| Payable towards Aircraft spares/Repairs | - | - | 11 |

D) Notes:

- i) Corporate Guarantee provided by Blue Dart Express Limited on behalf of the Company and outstanding as at the year end amounts to ₹ NIL [March 31, 2016 ₹ 6,000 (Lakhs), April 1, 2015 ₹ 10,600 (Lakhs)]
- ii) As referred in Note 16, with respect to unsecured term loan of ₹ 6,000 (lakhs) taken from Barclays Bank Plc during the year 2013-14, for which the debt covenants are to be met by Blue Dart Express Limited.
- iii) The terms and conditions of transactions with related parties were no more favorable than those available, or which might be expected to be available, in similar transactions with non related parties on an arm's length basis. All balances outstanding with related parties are unsecured.

34 DUES TO MICRO AND SMALL ENTERPRISES

| | As at March 31, 2017 in ₹ Lakhs | As at March 31, 2016 in ₹ Lakhs | As at April 1, 2015 in ₹ Lakhs |
|---|---------------------------------------|---------------------------------------|--------------------------------------|
| Principal amount due to suppliers registered under the MSMED Act and remaining unpaid as at year end | 13 | 15 | 5 |
| Interest due to suppliers registered under the MSMED Act and remaining unpaid as at year end | Nil | Nil | Nil |
| Principal amounts paid to suppliers registered under the 'MSMED Act beyond the appointed day during the year | Nil | Nil | Nil |
| Interest paid, other than under Section 16 of MSMED Act 'to suppliers registered under the MSMED Act beyond the appointed day during the period | Nil | Nil | Nil |
| Interest paid, under Section 16 of MSMED Act to suppliers 'registered under the MSMED Act beyond the appointed day during the period | Nil | Nil | Nil |
| Interest due and payable towards suppliers registered 'under MSMED Act for payments already made | Nil | Nil | Nil |
| Further interest remaining due and payable for earlier years | Nil | Nil | Nil |

The above information regarding Micro, Small and Medium Enterprises given in Note 21 - Trade Payables has been determined to the extent such parties have been identified on the basis of information available with the Company.

35 COMMITMENTS

| | As at March 31, 2017 in ₹ Lakhs | As at March 31, 2016 in ₹ Lakhs | As at April 1, 2015 in ₹ Lakhs |
|--|---------------------------------------|---------------------------------------|--------------------------------------|
| i) CAPITAL COMMITMENTS | | | |
| Estimated amount of contracts remaining to be executed on Capital account and not provided for (net of advances) | 2,731 | 183 | 305 |

ii) OPERATING LEASES [Refer Note 3(h)]

The Company has entered into various non-cancellable operating lease agreements for acquiring aircrafts, aircraft engine and premises. These lease agreements are for a period of 4 to 14 years. Future minimum lease rentals payable under non-cancellable operating leases are as follows:

SCHEDULES

Notes forming part of Financial Statements as of and for the year ended March 31, 2017

| | As at March 31, 2017 in ₹ Lakhs | As at March 31, 2016 in ₹ Lakhs | As at April 1, 2015 in ₹ Lakhs |
|--|---------------------------------------|---------------------------------------|--------------------------------------|
| Operating Lease – Aircraft / Aircraft Engines | | | |
| Period | | | |
| Upto one year | 7,182 | 6,787 | 6,067 |
| One to five years | 23,200 | 23,944 | 23,775 |
| Above five years | 20,048 | 15,938 | 19,160 |
| Charge for the year | 7,896 | 6,640 | 6,821 |
| Operating Lease – Leasehold Land | | | |
| Period | | | |
| Upto one year | 928 | 344 | 312 |
| One to five years | 5,169 | 442 | 785 |
| Above five years | 18,640 | - | - |
| Charge for the year | 344 | 313 | 284 |

Company has entered into various cancellable leasing arrangements for motor cars, office equipment's and official premises. The lease rentals for motor cars is ₹ 82 (Lakhs) [March 31, 2016 ₹ 82 (Lakhs)], the same has been included under the head "Employee Benefits Expense - Salaries, Wages and Bonus" under note 27 forming part of the Statement of Profit and Loss. Lease rentals for office equipment's of ₹ 38 (Lakhs) [March 31, 2016 ₹ 29 (Lakhs)] has been included under the head "Other Expenses - Lease and Hire charges" and lease rentals for official premises is ₹ 4,462 (Lakhs) [March 31, 2016 ₹ 3,711 (Lakhs)] has been included under the head "Rent" under Note 30 forming part of the Statement of Profit and Loss.

36 FINANCIAL INSTRUMENTS – FAIR VALUES AND RISK MANAGEMENT

A Accounting classification and fair values

The following table shows the carrying amounts and fair values of financial assets and financial liabilities, including their levels in the fair value hierarchy. It does not include fair value information for financial assets and financial liabilities if the carrying amount is a reasonable approximation of fair value.

| | | Carrying amount | | | | | Fair value disclosure | | | | in ₹ Lakhs |
|-----------------------------------|---------------|-----------------|-------|----------------|----------------------------------|---------------|---|---|---|---------------|------------|
| March 31, 2017 | Note No. | FVPL | FVOCI | Amortised Cost | Derivatives designated as hedges | Total | "Quoted prices in active markets (Level 1)" | Significant observable inputs (Level 2) | "Significant unobservable inputs (Level 3)" | Total | |
| Financial assets | | | | | | | | | | | |
| (i) Trade receivables | 10 | - | - | 94 | - | 94 | - | - | 94 | 94 | |
| (ii) Cash and cash equivalents | 11 | - | - | 84 | - | 84 | - | - | 84 | 84 | |
| (iii) Others financial assets | 5 and 12 | - | - | 829 | - | 829 | - | - | 829 | 829 | |
| | | - | - | 1,007 | - | 1,007 | - | - | 1,007 | 1,007 | |
| Financial liabilities | | | | | | | | | | | |
| (i) Borrowings* | 16, 20 and 22 | - | - | 21,145 | - | 21,145 | - | - | 21,145 | 21,145 | |
| (ii) Trade payables | 21 | - | - | 4,856 | - | 4,856 | - | - | 4,856 | 4,856 | |
| (iii) Other financial liabilities | 17 and 22 | - | - | 4,012 | - | 4,012 | - | - | 4,012 | 4,012 | |
| | | - | - | 30,013 | - | 30,013 | - | - | 30,013 | 30,013 | |

SCHEDULES

Notes forming part of Financial Statements as of and for the year ended March 31, 2017

| March 31, 2016 | Note No. | Carrying amount | | | | | Fair value disclosure | | | |
|-----------------------------------|---------------|-----------------|-------|----------------|----------------------------------|---------------|---|---|---|---------------|
| | | FVPL | FVOCI | Amortised Cost | Derivatives designated as hedges | Total | "Quoted prices in active markets (Level 1)" | Significant observable inputs (Level 2) | "Significant unobservable inputs (Level 3)" | Total |
| Financial assets | | | | | | | | | | |
| (i) Trade receivables | 10 | - | - | 281 | - | 281 | - | - | 281 | 281 |
| (ii) Cash and cash equivalents | 11 | - | - | 22 | - | 22 | - | - | 22 | 22 |
| (iii) Others financial assets | 5 and 12 | - | - | 1,413 | - | 1,413 | - | - | 1,413 | 1,413 |
| | | - | - | 1,716 | - | 1,716 | - | - | 1,716 | 1,716 |
| Financial liabilities | | | | | | | | | | |
| (i) Borrowings* | 16, 20 and 22 | - | - | 15,657 | - | 15,657 | - | - | 15,657 | 15,657 |
| (ii) Trade payables | 21 | - | - | 3,890 | - | 3,890 | - | - | 3,890 | 3,890 |
| (iii) Other financial liabilities | 17 and 22 | - | - | 4,125 | - | 4,125 | - | - | 4,125 | 4,125 |
| | | - | - | 23,672 | - | 23,672 | - | - | 23,672 | 23,672 |

| April 1, 2015 | Note No. | Carrying amount | | | | | Fair value disclosure | | | |
|-----------------------------------|---------------|-----------------|-------|----------------|----------------------------------|---------------|---|---|---|---------------|
| | | FVPL | FVOCI | Amortised Cost | Derivatives designated as hedges | Total | "Quoted prices in active markets (Level 1)" | Significant observable inputs (Level 2) | "Significant unobservable inputs (Level 3)" | Total |
| Financial assets | | | | | | | | | | |
| (i) Trade receivables | 10 | - | - | 1,732 | - | 1,732 | - | - | 1,732 | 1,732 |
| (ii) Cash and cash equivalents | 11 | - | - | 97 | - | 97 | - | - | 97 | 97 |
| (iii) Others financial assets | 5 and 12 | - | - | 450 | - | 450 | - | - | 450 | 450 |
| | | - | - | 2,279 | - | 2,279 | - | - | 2,279 | 2,279 |
| Financial liabilities | | | | | | | | | | |
| (i) Borrowings* | 16, 20 and 22 | - | - | 18,556 | - | 18,556 | - | - | 18,556 | 18,556 |
| (ii) Trade payables | 21 | - | - | 3,188 | - | 3,188 | - | - | 3,188 | 3,188 |
| (iii) Other financial liabilities | 17 and 22 | - | - | 3,421 | - | 3,421 | - | - | 3,421 | 3,421 |
| | | - | - | 25,165 | - | 25,165 | - | - | 25,165 | 25,165 |

*Borrowings are taken at variable interest rate which is reviewed and reset periodically considering the market trend and hence the carrying amount is not materially different from their fair values.

Level 1: Level 1 hierarchy includes financial instruments measured using quoted prices. This includes listed debt instruments that have quoted price. The fair value of all debt instruments which are traded in the stock exchanges is valued using the closing price as at the reporting period.

Level 2: The fair value of financial instruments that are not traded in an active market (for example, traded bonds, over-the-counter derivatives) is determined using valuation techniques which maximise the use of observable market data and rely as little as possible on entity-specific estimates. If all significant inputs required to fair value an instrument are observable, the instrument is included in level 2.

Level 3: If one or more of the significant inputs is not based on observable market data, the instrument is included in level 3. This is the case for unlisted equity securities, contingent consideration and indemnification asset included in level 3.

SCHEDULES

Notes forming part of Financial Statements as of and for the year ended March 31, 2017

B Financial Risk management

i. Risk management framework

The Company's activities expose it to a variety of financial risks, including market risk, credit risk and liquidity risk. The Company's primary risk management focus is to minimize potential adverse effects of market risk on its financial performance. The Company's risk management assessment and policies and processes are established to identify and analyze the risks faced by the Company, to set appropriate risk limits and controls, and to monitor such risks and compliance with the policies and processes. Risk assessment and management policies and processes are reviewed regularly to reflect changes in market conditions and the Company's activities. The Board of Directors and the management is responsible for overseeing the Company's risk assessment and management policies and processes.

ii. Credit Risk

Credit risk is the risk of financial loss to the Company if a customer or counterparty to a financial instrument fails to meet its contractual obligations, and arises principally from the Company's receivables from customers. Credit risk is managed through credit approvals, establishing credit limits and continuously monitoring the creditworthiness of customers to which the Company grants credit terms in the normal course of business. The Company establishes an allowance for doubtful debts and impairment that represents its estimate of expected credit loss in respect of trade and other receivables. The Company does not have any financial assets that are past due but not impaired.

Trade and other receivables

The Company's exposure to credit risk is influenced mainly by the individual characteristics of each customer. The demographics of the customer, including the default risk of the industry and country in which the customer operates, also has an influence on credit risk assessment.

Summary of the Company's exposure to credit risk by age of the outstanding from various customers is as follows:

| | March 31, 2017 | March 31, 2016 | April 1, 2015 |
|----------------------------------|----------------|----------------|---------------|
| Neither past due nor impaired | | | |
| Past due but not impaired | 92 | 279 | 1,697 |
| Past due 1–90 days | 2 | 2 | 35 |
| Past due 91–180 days | 94 | 281 | 1,732 |

Expected credit loss assessment for customers as at April 1, 2015, March 31, 2016 and March 31, 2017

Exposures to customers outstanding at the end of each reporting period are reviewed by the Company to determine incurred and expected credit losses. As company's customer are its holding company and group company hence impairment of trade receivables do not reflect any significant credit losses. Given that the macro economic indicators affecting customers of the Company have not undergone any substantial change, the Company expects the historical trend of no credit losses. Further, management believes that the unimpaired amounts that are past due by more than 30 days are still collectible in full, based on historical payment behavior and extensive analysis of customer credit risk.

Cash and cash equivalents

The Company held cash and cash equivalents with credit worthy banks and financial institutions of ₹ 82, ₹ 19 Lakhs and ₹ 93 Lakhs as at March 31, 2017, March 31, 2016 and April 1, 2015 respectively. The credit worthiness of such banks and financial institutions is evaluated by the management on an ongoing basis and is considered to be good.

Security deposits given to lessors

The Company has given security deposit to lessors for premises leased by the Company as at March 31, 2017, March 31, 2016 and April 1, 2015. The credit worthiness of such lessors is evaluated by the management on an ongoing basis and is considered to be good.

SCHEDULES

Notes forming part of Financial Statements as of and for the year ended March 31, 2017

iii. Liquidity risk

Liquidity risk is the risk that the Company will not be able to meet its financial obligations as they become due. The Company manages its liquidity risk by ensuring, as far as possible, that it will always have sufficient liquidity to meet its liabilities when due, under both normal and stressed conditions, without incurring unacceptable losses or risk to the Company's reputation.

As of March 31, 2017, the Company had working capital of ₹ (6,360) lakhs including inventories of ₹ 1,912 lakhs, cash and cash equivalents of ₹ 84 lakhs, trade receivables of ₹ 94 lakhs, other current assets of ₹ 1,682 lakhs, borrowings of ₹ 708 lakhs, trade payables of ₹ 4,856 lakhs, provisions of ₹ 197 lakhs and other current liabilities of ₹ 4,371 lakhs.

As of March 31, 2016, the Company had working capital of ₹ (5,967) lakhs including inventories of ₹ 1,592 lakhs, cash and cash equivalents of ₹ 22 lakhs, trade receivables of ₹ 281 lakhs, other current assets of ₹ 1,745 lakhs, borrowings of ₹ 309 lakhs, trade payables of ₹ 3,890 lakhs, provisions of ₹ 205 lakhs and other current liabilities of ₹ 5,203 lakhs.

As of April 1, 2015, the Company had working capital of ₹ (3,156) lakhs including inventories of ₹ 1,480 lakhs, cash and cash equivalents of ₹ 97 lakhs, trade receivables of ₹ 1,732 lakhs, other current assets of ₹ 803 lakhs, trade payables of ₹ 3,188 lakhs, provisions of ₹ 107 lakhs and other current liabilities of ₹ 3,973 lakhs.

Exposure to liquidity risk

The following are the remaining contractual maturities of financial liabilities at the reporting date. The amounts are gross and undiscounted, and include estimated interest payments and exclude the impact of netting agreements.

in ₹ Lakhs

| March 31, 2017 | Contractual cash flows | | | | | | |
|---|------------------------|---------------|------------------|--------------|--------------|---------------|-------------------|
| | Carrying amount | Total | 2 months or less | 2-12 months | 1-2 years | 2-5 years | More than 5 years |
| Non-derivative financial liabilities | | | | | | | |
| Borrowings | 21,145 | 24,480 | 286 | 4,420 | 5,672 | 14,102 | - |
| Trade payables | 4,856 | 4,856 | 4,856 | - | - | - | - |
| Other financial liabilities | 4,012 | 4,012 | 696 | 150 | 271 | 498 | 2,397 |
| Total | 30,013 | 33,348 | 5,838 | 4,570 | 5,943 | 14,600 | 2,397 |

in ₹ Lakhs

| March 31, 2016 | Contractual cash flows | | | | | | |
|---|------------------------|---------------|------------------|---------------|--------------|--------------|-------------------|
| | Carrying amount | Total | 2 months or less | 2-12 months | 1-2 years | 2-5 years | More than 5 years |
| Non-derivative financial liabilities | | | | | | | |
| Borrowings | 15,657 | 17,307 | 246 | 10,922 | 2,886 | 3,253 | - |
| Trade payables | 3,890 | 2,863 | 2,863 | - | - | - | - |
| Other financial liabilities | 4,125 | 4,125 | 696 | 150 | 260 | 450 | 2,569 |
| Total | 23,672 | 24,295 | 3,805 | 11,072 | 3,146 | 3,703 | 2,569 |

SCHEDULES

Notes forming part of Financial Statements as of and for the year ended March 31, 2017

in ₹ Lakhs

| April 1, 2015 | Contractual cash flows | | | | | | |
|---|------------------------|---------------|------------------|--------------|---------------|--------------|-------------------|
| | Carrying amount | Total | 2 months or less | 2-12 months | 1-2 years | 2-5 years | More than 5 years |
| Non-derivative financial liabilities | | | | | | | |
| Borrowings | 18,556 | 22,332 | 308 | 4,626 | 11,214 | 6,184 | - |
| Trade payables | 3,188 | 3,188 | 3,188 | - | - | - | - |
| Other financial liabilities | 3,421 | 3,421 | - | 159 | 150 | 450 | 2,662 |
| Total | 25,165 | 28,941 | 3,496 | 4,785 | 11,364 | 6,634 | 2,662 |

iv Market risk

Market risk is the risk of loss of future earnings, fair values or future cash flows that may result from adverse changes in market rates and prices (such as interest rates and foreign currency exchange rates) or in the price of market risk-sensitive instruments as a result of such adverse changes in market rates and prices. Market risk is attributable to all market risk-sensitive financial instruments, all foreign currency receivables and payables and all short term and long-term debt. The Company is exposed to market risk primarily related to foreign exchange rate risk and interest rate risk. Thus, the Company's exposure to market risk is a function of investing and borrowing activities and revenue generating and operating activities.

a) Interest rate risk

Interest rate risk is the risk that the fair value or future cash flows of a financial instrument will fluctuate because of changes in market interest rates. The Company's exposure to market risk for changes in interest rates relates to deposits and borrowings from bank and financial institutions.

For details of the Company's short-term and long term loans and borrowings, including interest rate profiles, refer to Note 16 and Note 20 of these financial statements.

Interest rate sensitivity - variable rate instruments

A reasonably possible change of 100 basis points in interest rates at the reporting date would have increased / decreased equity and profit or loss by amounts shown below. This analyses assumes that all other variables, in particular, foreign currency exchange rates, remain constant. This calculation also assumes that the change occurs at the balance sheet date and has been calculated based on risk exposures outstanding as at that date. The period end balances are not necessarily representative of the average debt outstanding during the period.

| | Profit or loss | | Equity | |
|-----------------------------|-----------------|-----------------|-----------------|-----------------|
| | 100 bp increase | 100 bp decrease | 100 bp increase | 100 bp decrease |
| As at March 31, 2017 | | | | |
| Variable-rate instruments | (204) | 204 | - | - |
| sensitivity | (204) | 204 | - | - |
| As at March 31, 2016 | | | | |
| Variable-rate instruments | (153) | 153 | - | - |
| sensitivity | (153) | 153 | - | - |

SCHEDULES

Notes forming part of Financial Statements as of and for the year ended March 31, 2017

b) Currency risk

The fluctuation in foreign currency exchange rates may have potential impact on the profit and loss account and equity, where any transaction references more than one currency or where assets/liabilities are denominated in a currency other than the functional currency of the entity.

Considering the countries and economic environment in which the Company operates, its operations are subject to risks arising from fluctuations in exchange rates in those countries. The risks primarily relate to fluctuations in U.S. dollar and Euro, against the functional currency of the Company.

Exposure to currency risk

The summary quantitative data about the Company's exposure to currency risk as reported to the management of the Company is as follows:

| | in ₹ Lakhs | | |
|---|----------------|----------------|---------------|
| | March 31, 2017 | March 31, 2016 | April 1, 2015 |
| Other receivables(in Euro) | - | 818 | - |
| Trade payables(in USD) | 1,956 | 1,250 | 1,444 |
| Trade payables(in Euro) | 997 | 1,285 | 528 |
| Net statement of financial position exposure | 2,953 | 1,717 | 1,972 |

Sensitivity analysis

A 5% strengthening / weakening of the respective foreign currencies with respect to functional currency of Company would result in increase or decrease in profit or loss and equity as shown in table below. This analysis assumes that all other variables, in particular interest rates, remain constant and ignores any impact of forecast sales and purchases. The following analysis has been worked out based on the exposures as of the date of statements of financial position.

| Effect in ₹ Lakhs | Profit or loss | | Equity, net of tax | |
|-----------------------|----------------|------------|--------------------|-----------|
| | Strengthening | Weakening | Strengthening | Weakening |
| March 31, 2017 | | | | |
| USD | (98) | 98 | - | - |
| EUR | (50) | 50 | - | - |
| | (148) | 148 | - | - |

| Effect in ₹ Lakhs | Profit or loss | | Equity, net of tax | |
|-----------------------|----------------|-----------|--------------------|-----------|
| | Strengthening | Weakening | Strengthening | Weakening |
| March 31, 2016 | | | | |
| USD | (63) | 63 | - | - |
| EUR | (23) | 23 | - | - |
| | (86) | 86 | - | - |

(Note: The impact is indicated on the profit/loss and equity before tax basis)

37 CAPITAL MANAGEMENT

The Company's policy is to maintain a strong capital base so as to maintain investor, creditor and market confidence and to sustain future development of the business. Management monitors the return on capital regularly.

The Company monitors capital using a ratio of 'adjusted net debt' to 'adjusted equity'. For this purpose, adjusted net debt is defined as total borrowings, comprising interest-bearing loans and borrowings and obligations under finance leases, less cash and cash equivalents. Adjusted equity comprises all components of equity.

SCHEDULES

Notes forming part of Financial Statements as of and for the year ended March 31, 2017

The Company's adjusted net debt to equity ratio at March 31, 2017 was as follows:

| | As at March 31, 2017 in ₹ Lakhs | As at March 31, 2016 in ₹ Lakhs | As at April 1, 2015 in ₹ Lakhs |
|--|---------------------------------------|---------------------------------------|--------------------------------------|
| Total external borrowings | 21,145 | 15,657 | 18,556 |
| Less : Cash and cash equivalent | 84 | 22 | 97 |
| Adjusted net debt | 21,229 | 15,679 | 18,653 |
| Total equity | 4,687 | 4,380 | 4,077 |
| Adjusted net debt to adjusted equity ratio | 4.53 | 3.58 | 4.58 |

38 TAX EXPENSE

A. Amounts recognised in profit and loss

a. Income tax expense

Current Tax

Current tax on profits for the year

561 833

Adjustments for current tax of prior periods

- 34

Total current tax expense

561 867

Deferred tax

Decrease (increase) in deferred tax assets

(417) (597)

(Decrease) increase in deferred tax liabilities

- -

Total deferred tax expense/(benefit)

(417) (597)

Income tax expense

144 270

b. Reconciliation of tax expense and the accounting profit multiplied by India's tax rate:

Profit before income tax expense

455 801

Tax at the Indian tax rate of 34.608% (2015-2016 – 34.608%) *

158 277

Tax effect of amounts which are not deductible (taxable) in calculating taxable income:

Others

14 7

Income tax expense

144 270

B. Movement in deferred tax balances

| | March 31, 2017 | | | | | in ₹ Lakhs | |
|---|-------------------------------------|------------------------------------|----------------------|----------|---|-----------------------|---------------------------|
| | Net balance March 31, 2016 | Recognised in profit or loss | Recognised in OCI | Others | Net deferred tax asset / liability | Deferred tax asset | Deferred tax liability |
| Deferred tax asset | | | | | | | |
| Property, plant and equipment and intangible assets | (2,132) | (361) | - | - | (2,493) | (2,493) | - |
| Other items | (735) | (56) | - | - | (791) | (791) | - |
| Tax assets (Liabilities) | (2,867) | (417) | - | - | (3,284) | (3,284) | - |

SCHEDULES

Notes forming part of Financial Statements as of and for the year ended March 31, 2017

| | March 31, 2016 | | | | | in ₹ Lakhs | |
|---|------------------------------------|------------------------------------|----------------------|----------|---|-----------------------|---------------------------|
| | Net balance April 1, 2015 | Recognised in profit or loss | Recognised in OCI | Others | Net deferred tax asset / liability | Deferred tax asset | Deferred tax liability |
| Property, plant and equipment and intangible assets | (1,667) | (465) | - | - | - | (2,132) | - |
| Remeasurements of the net defined benefit plans | - | 120 | (120) | - | - | - | - |
| Other items | (482) | (252) | - | - | - | (735) | - |
| Tax assets (Liabilities) | (2,149) | (597) | (120) | - | - | (2,867) | - |

The company offsets tax assets and liabilities if and only if it has a legally enforceable right to set off current tax assets and current tax liabilities and the deferred tax assets and deferred tax liabilities relate to income taxes levied by the same tax authority.

Significant management judgment is required in determining provision for income tax, deferred income tax assets and liabilities and recoverability of deferred income tax assets. The recoverability of deferred income tax assets is based on estimates of taxable income and the period over which deferred income tax assets will be recovered. Any changes in future taxable income would impact the recoverability of deferred tax assets.

39 DISCLOSURE ON SPECIFIED BANK NOTES (SBNs)

During the year, the Company had specified bank notes or other denomination notes as defined in the MCA notification G.S.R. 308(E) dated March 31, 2017. The details of Specified Bank Notes (SBN) held and transacted during the period from November 8, 2016 to December, 30 2016, the denomination wise SBNs and other notes as per the notification is given below:

| Particular | in ₹ Lakhs | | |
|---|-----------------------|-------------|----------|
| | Specified Bank Notes* | Other notes | Total |
| Closing cash on hand as on November 8, 2016 | 2 | 3 | 5 |
| Add : Receipts for permitted transactions | 1 | 5 | 6 |
| Less : Paid for permitted transactions | 1 | 5 | 6 |
| Less : Deposited in bank accounts | 2 | - | 2 |
| Closing cash on hand as on December 30, 2016 | - | 3 | 3 |

* For the purposes of this note, the term 'Specified Bank Notes' shall have the same meaning provided in the notification of the Government of India, in the Ministry of Finance, Department of Economic Affairs number S.O. 3407(E), dated the November 8, 2016.

FIRST-TIME ADOPTION OF IND AS

40 TRANSITION TO IND AS

These are the Company's first financial statements prepared in accordance with Ind AS.

For the purposes of reporting as set out in Note 2, we have transitioned our basis of accounting from Indian generally accepted accounting principles ("previous GAAP") to Ind AS. The accounting policies set out in note 3 have been applied in preparing the financial statements for the year ended March 31, 2017, the comparative information presented in these financial statements for the year ended March 31, 2016 and in the preparation of an opening Ind AS balance sheet as at April 1, 2015 (the "transition date"). In preparing our opening Ind AS balance sheet, we have adjusted the amounts reported in financial statements prepared in accordance with previous GAAP. An explanation of how the transition from previous GAAP to Ind AS has affected our financial performance, cash flows and financial position is set out in the following tables and the notes that accompany the tables. On transition, we did not revise estimates previously made under previous GAAP except where required by Ind AS.

SCHEDULES

Notes forming part of Financial Statements as of and for the year ended March 31, 2017

A. Exemptions and exceptions availed

Set out below are the applicable Ind AS 101 optional exemptions and mandatory exceptions applied in the transition from previous GAAP to Ind AS.

A1 Ind AS optional exemptions

Deemed cost

Ind AS 101 permits a first time adopter to elect to continue with the carrying value for all of its property, plant and equipment as recognised in the financial statements as at the date of transition to Ind AS, measured as per the previous GAAP and use that as its deemed cost as at the date of transition after making necessary adjustments for de-commissioning liabilities. This exemption can also be used for intangible assets covered by Ind AS 38 Intangible Assets and investment property covered by Ind AS 40 Investment Properties.

Accordingly, the company has elected to measure all of its property, plant and equipment and intangible assets at their previous GAAP carrying value.

A2 Ind AS mandatory exceptions

Estimates

An entity's estimates in accordance with Ind AS at the date of transition to Ind AS shall be consistent with estimates made for the same date in accordance with previous GAAP (after adjustments to reflect any difference in accounting policies), unless there is objective evidence that those estimates were in error.

Ind AS estimates as at 1 April 2015 are consistent with the estimates as at the same date made in conformity with previous GAAP.

B Reconciliations between previous GAAP and Ind AS

Ind AS 101 requires an entity to reconcile equity, total comprehensive income and cash flows for prior periods. The following tables represent the reconciliations from previous GAAP to Ind AS.

Reconciliation of equity as at transition date (1 April 2015)*

| | | | | in ₹ Lakhs |
|------------------------------------|---------------------------------|---------------|-------------|---------------|
| | Notes to first time adoption | Previous GAAP | Adjustments | Ind AS |
| ASSETS | | | | |
| NON-CURRENT ASSETS | | | | |
| (a). Property, Plant and Equipment | | 21,569 | - | 21,569 |
| (b). Capital Work-in-Progress | | 190 | - | 190 |
| (c). Other Intangible Assets | | 1,150 | - | 1,150 |
| (d). Other Financial Assets | 1 | 667 | (217) | 450 |
| (e). Deferred Tax Assets (Net) | 8 | 1,966 | 183 | 2,149 |
| (f). Non-Current Tax Assets (Net) | | 409 | - | 409 |
| (g). Other Non-Current Assets | 1 | 99 | 135 | 234 |
| | | 26,050 | 101 | 26,151 |

SCHEDULES

Notes forming part of Financial Statements as of and for the year ended March 31, 2017

| | | | | in ₹ Lakhs |
|-----------------------------------|---------------------------------|---------------|--------------|---------------|
| | Notes to first time adoption | Previous GAAP | Adjustments | Ind AS |
| CURRENT ASSETS | | | | |
| (a) Inventories | | 1,480 | - | 1,480 |
| (b) Financial Assets | | | | |
| (i) Trade Receivables | | 1,732 | - | 1,732 |
| (ii) Cash and Cash equivalents | | 97 | - | 97 |
| (iii) Other financial assets | | - | - | - |
| (c) Other Current Assets | 1 | 754 | 49 | 803 |
| | | 4,063 | 49 | 4,112 |
| TOTAL | | 30,113 | 150 | 30,263 |
| EQUITY AND LIABILITIES | | | | |
| EQUITY | | | | |
| (a) Equity Share Capital | | 2,400 | - | 2,400 |
| (b) Other Equity | 7 | 2,032 | (355) | 1,677 |
| | | 4,432 | (355) | 4,077 |
| LIABILITIES | | | | |
| NON-CURRENT LIABILITIES | | | | |
| (a) Financial liabilities | | | | |
| (i) Borrowings | | 15,348 | - | 15,348 |
| (ii) Other Financial Liabilities | 2 | 3,407 | (289) | 3,118 |
| (b) Provisions | 3 | 175 | 180 | 355 |
| (c) Other Non Current liabilities | 2 | - | 97 | 97 |
| | | 18,930 | (12) | 18,918 |
| CURRENT LIABILITIES | | | | |
| (a) Financial Liabilities | | | | |
| (i) Borrowings | | - | - | - |
| (ii) Trade Payables | 5 | 2,863 | 325 | 3,188 |
| (iii) Other Financial liabilities | | 3,511 | - | 3,511 |
| (b) Provisions | | 107 | - | 107 |
| (c) Other Current Liabilities | 2 | 270 | 192 | 462 |
| | | 6,751 | 517 | 7,268 |
| TOTAL | | 30,113 | 150 | 30,263 |

*The previous GAAP figures have been reclassified to conform to Ind AS presentation requirements for the purpose of this note.

SCHEDULES

Notes forming part of Financial Statements as of and for the year ended March 31, 2017

| Reconciliation of equity as at transition date (31 March 2016)* | | | | in ₹ Lakhs |
|---|---------------------------------|---------------|--------------|---------------|
| | Notes to first time adoption | Previous GAAP | Adjustments | Ind AS |
| ASSETS | | | | |
| NON-CURRENT ASSETS | | | | |
| (a). Property, Plant and Equipment | | 19,753 | - | 19,753 |
| (b) Capital Work-in-Progress | | 94 | - | 94 |
| (c) Other Intangible Assets | | 1,279 | - | 1,279 |
| (d) Other Financial Assets | 1 | 794 | (199) | 595 |
| (e) Deferred Tax Assets (Net) | 8 | 2,679 | 188 | 2,867 |
| (f) Non-Current Tax Assets (Net) | | 668 | - | 668 |
| (g) Other Non-Current Assets | 1 | 106 | 135 | 241 |
| | | 25,373 | 124 | 25,497 |
| CURRENT ASSETS | | | | |
| (a) Inventories | | 1,592 | - | 1,592 |
| (b) Financial Assets | | | | |
| (i) Trade Receivables | | 281 | - | 281 |
| (ii) Cash and Cash equivalents | | 22 | - | 22 |
| (iii) Other financial assets | | 818 | - | 818 |
| (c) Other Current Assets | 1 | 898 | 29 | 927 |
| | | 3,611 | 29 | 3,640 |
| TOTAL | | 28,984 | 153 | 29,137 |
| EQUITY AND LIABILITIES | | | | |
| EQUITY | | | | |
| (a) Equity Share Capital | | 2,400 | - | 2,400 |
| (b) Other Equity | 7 | 2,344 | (364) | 1,980 |
| | | 4,744 | (364) | 4,380 |
| LIABILITIES | | | | |
| NON-CURRENT LIABILITIES | | | | |
| (a) Financial liabilities | | | | |
| (i) Borrowings | | 11,437 | - | 11,437 |
| (ii) Other Financial Liabilities | 2 | 3,358 | (101) | 3,257 |
| (b) Provisions | 3 | 275 | 181 | 456 |
| (c) Other Non Current liabilities | 2 | - | - | - |
| | | 15,070 | 80 | 15,150 |
| CURRENT LIABILITIES | | | | |
| (a) Financial Liabilities | | | | |
| (i) Borrowings | | 309 | - | 309 |
| (ii) Trade Payables | 5 | 3,550 | 340 | 3,890 |
| (iii) Other Financial liabilities | | 4,779 | - | 4,779 |

SCHEDULES

Notes forming part of Financial Statements as of and for the year ended March 31, 2017

| | Notes to first time adoption | Previous GAAP | Adjustments | Ind AS |
|-------------------------------|------------------------------|---------------|-------------|---------------|
| (b) Provisions | | 205 | - | 205 |
| (c) Other Current Liabilities | 2 | 327 | 97 | 424 |
| | | 9,170 | 437 | 9,607 |
| TOTAL | | 28,984 | 153 | 29,137 |

*The previous GAAP figures have been reclassified to conform to Ind AS presentation requirements for the purpose of this note.

Reconciliation of total comprehensive income for the year ended 31 March 2016*

| | Notes to first time adoption | Previous GAAP | Adjustments | Ind AS |
|--|------------------------------|---------------|-------------|---------------|
| REVENUE | | | | |
| Revenue from operations | 2 | 58,236 | 192 | 58,428 |
| Other income | 1 | 1,145 | 57 | 1,202 |
| Total Revenue | | 59,381 | 249 | 59,630 |
| EXPENSES | | | | |
| Operating Costs | | 30,623 | - | 30,623 |
| Employee Benefits Expense | 4 | 13,215 | (348) | 12,867 |
| Finance Costs | 2 and 3 | 1,718 | 189 | 1,907 |
| Depreciation and Amortisation Expense | | 6,188 | - | 6,188 |
| Other Expenses | 1 and 5 | 7,171 | 73 | 7,244 |
| Total Expenses | | 58,915 | (86) | 58,829 |
| PROFIT BEFORE TAX | | 466 | 335 | 801 |
| Tax expense: | | | | |
| Current tax | | 867 | - | 867 |
| Deferred tax | 8 | (713) | 116 | (597) |
| PROFIT FOR THE YEAR | | 312 | 219 | 531 |
| OTHER COMPREHENSIVE INCOME | | | | |
| Items that will not be reclassified to Statement of profit and loss | 4 and 9 | - | (348) | (348) |
| Income tax relating to items that will not be reclassified to Statement of profit and loss | 8 and 9 | - | 120 | 120 |
| Total comprehensive income for the period | | 312 | (9) | 303 |

*The previous GAAP figures have been reclassified to conform to Ind AS presentation requirements for the purpose of this note.

SCHEDULES

Notes forming part of Financial Statements as of and for the year ended March 31, 2017

Equity reconciliation:

Reconciliation of Total Equity as at March 31, 2016 and April 1, 2015

| Description | Notes to first time adoption | March 31, 2016 in ₹ Lakhs | April 1, 2015 in ₹ Lakhs |
|--|---------------------------------|------------------------------|-----------------------------|
| Total Equity (shareholder's fund) as per previous GAAP | | 4,744 | 4,432 |
| Adjustments | | | |
| Fair valuation of security deposits | 1 | (36) | (34) |
| Fair valuation of payload deposits | 2 | 5 | 1 |
| Discounting for provision for aircraft redelivery obligation | 3 | (181) | (180) |
| Straight lining of lease rentals | 5 | (341) | (327) |
| Tax effect of adjustments | 8 | 189 | 183 |
| Total adjustments | | (364) | (355) |
| Total equity as per Ind AS | | 4,380 | 4,077 |

*The previous GAAP figures have been reclassified to conform to Ind AS presentation requirements for the purpose of this note.

Reconciliation of total comprehensive income for the year ended March 31, 2016

| | Notes to first time adoption | in ₹ Lakhs |
|---|---------------------------------|------------|
| Profit after tax as per previous GAAP | | 312 |
| Adjustments: | | |
| Fair valuation of security deposits | 1 | (2) |
| Fair valuation of payload deposits | 2 | 4 |
| Discounting for provision for aircraft redelivery obligation | 3 | (1) |
| Straight lining of lease rentals | 5 | (14) |
| Remeasurements of the net defined benefit plans | 4 | 348 |
| Tax effect of adjustments | 8 | (116) |
| Profit after tax as per Ind AS | | 531 |
| Remeasurements of the net defined benefit plans | 4 | (348) |
| Tax effect of remeasurements of the net defined benefit plans | 8 | 120 |
| Other comprehensive income | | (228) |
| Total comprehensive income as per Ind AS | | 303 |

Cash flow reconciliation:

The impact on cash flow from operating, investing and financing activities for the year ended March 31, 2016 on transition to Ind AS is as follows:-

| Financial Year ended March 31, 2016 | Notes to first time adoption | Previous GAAP | Adjustments | in ₹ Lakhs Ind AS |
|--|---------------------------------|---------------|--------------|----------------------|
| Net cash inflow from operating activities | | 9,380 | - | 9,380 |
| Net cash (used in) investing activities | | (4,838) | - | (4,838) |
| Net cash (used in) financing activities | 6 | (4,617) | (309) | (4,926) |
| Net increase/(decrease) in cash and cash equivalents | | (75) | (309) | (384) |
| Cash and cash equivalents as at April 1, 2015 | | 97 | - | 97 |
| Cash and cash equivalents as at March 31, 2016 | | 22 | (309) | (287) |

SCHEDULES

Notes forming part of Financial Statements as of and for the year ended March 31, 2017

Analysis of changes in cash and cash equivalents for the purposes of statement of cash flows under Ind AS:

| Particulars | Notes to first time adoption | March 31, 2016 | April 1, 2015 |
|---|---------------------------------|----------------|---------------|
| Cash and cash equivalents as per previous GAAP | | 22 | 97 |
| Bank overdrafts | 6 | (309) | - |
| Cash and cash equivalents for the purpose of statement of cash flows | | (287) | 97 |

C Notes to first-time adoption:

Note 1: Security deposits

Under the previous GAAP, interest free lease security deposits (that are refundable in cash) are recorded at their transaction value. Under Ind AS, all financial assets are required to be recognised at fair value on initial recognition. Accordingly, the company has fair valued these security deposits under Ind AS. Difference between the fair value and transaction value of the security deposit has been recognised as prepaid rent. Consequent to this change, the amount of security deposits decreased by ₹ 199 Lakhs as at March 31, 2016 (April 1, 2015 – ₹ 217 Lakhs). The prepaid rent increased by ₹ 164 Lakhs as at March 31, 2016 (April 1, 2015 - ₹ 184 Lakhs). Total equity decreased by ₹ 34 Lakhs as on April 1, 2015. The profit for the year and total equity as at March 31, 2016 decreased by ₹ 2 Lakhs due to amortisation of the prepaid rent of ₹ 59 Lakhs which is fully off-set by the notional interest income of ₹ 57 Lakhs recognised on security deposits.

Note 2: Aircraft Pay load Security deposits

Under the previous GAAP, interest free aircraft pay load security deposits received (that are payable in cash) are recorded at their transaction value. Under Ind AS, all financial liabilities are required to be recognised at fair value on initial recognition. Accordingly, the company has fair valued these security deposits under Ind AS. Difference between the fair value and transaction value of the security deposit has been recognised as Advance Service Income. Consequent to this change, the amount of aircraft pay load security deposits decreased by ₹ 101 Lakhs as at March 31, 2016 (April 1, 2015 – ₹ 289 Lakhs). The other non-current/current liability increased by ₹ 97 Lakhs as at March 31, 2016 (April 1, 2015 - ₹ 289 Lakhs). Total equity increased by ₹ 1 lakh as on April 1, 2015. The profit for the year and total equity as at March 31, 2016 increased by ₹ 4 Lakhs due to recognition of service income of ₹ 192 Lakhs which is partially off-set by the notional interest expenses of ₹ 188 Lakhs recognised on security deposits.

Note 3: Provision for aircraft redelivery obligation

Under the previous GAAP, company makes provisions, including long-term provision, at the undiscounted amount. Under Ind AS, provision for redelivery cost has to be measured at discounted amounts, if the effect of time value is material. Accordingly, the company has discounted the provision for redelivery cost to be incurred at the end of the lease term. Where discounting is used, the carrying amount of a provision increases in each period to reflect the passage of time. This increase is recognised as borrowing cost. This change increased the non-current provisions as at March 31, 2016 by ₹ 1 lakh (April 1, 2015 - ₹ 180 Lakhs). Consequent to the same, the profit for the year and equity as at March 31, 2016 and April 1, 2015 increased by an equivalent amount.

Note 4: Remeasurements of post-employment benefit obligations

Under Ind AS, remeasurements i.e. actuarial gains and losses and the return on plan assets, excluding amounts included in the net interest expense on the net defined benefit liability are recognised in other comprehensive income instead of profit or loss. Under the previous GAAP, these remeasurements were forming part of the profit or loss for the year. As a result of this change, the profit for the year ended March 31, 2016 decreased by ₹ 348 Lakhs. There is no impact on the total equity as at March 31, 2016 and April 1, 2015.

Note 5: Leases

Under Ind AS, payments made under operating leases are charged to profit or loss on a straight-line basis over the period of the lease unless the payments are structured to increase in line with expected general inflation to compensate for the lessor's expected inflationary cost increases. This change increased the other current liabilities by ₹ 341 Lakhs as at March 31, 2016 (April 1, 2015 - ₹ 326 Lakhs). Consequently to the same, the profit for the year and total equity decreased by ₹ 15 Lakhs as at March 31, 2016 and by ₹ 326 Lakhs as at April 1, 2015.

SCHEDULES

Notes forming part of Financial Statements as of and for the year ended March 31, 2017

Note 6: Bank Overdrafts

Under Ind AS, bank overdrafts repayable on demand and which form an integral part of the cash management process are included in cash and cash equivalents for the purpose of presentation of statement of cash flows. Under previous GAAP, bank overdrafts were considered as part of borrowings and movements in bank overdrafts were shown as part of financing activities. Consequently, cash and cash equivalents have reduced by ₹ 309 Lakhs as at March 31, 2016 (April 1, 2015 – ₹ Nil) and cash flows from financing activities for the year ended March 31, 2016 have also reduced by ₹ 309 Lakhs to the effect of the movements in bank overdrafts.

Note 7: Retained earnings

Retained earnings as at April 1, 2015 has been adjusted consequent to the above Ind AS transition adjustments.

Note 8: Deferred tax

Under Ind AS, deferred tax has been recognised on the adjustments made on transition to Ind AS.

Note 9: Other comprehensive income

Under Ind AS, all items of income and expense recognised in a period should be included in profit or loss for the period, unless a standard requires or permits otherwise. Items of income and expense that are not recognised in profit or loss but are shown in the statement of profit and loss as 'other comprehensive income' includes remeasurements of defined benefit plans, foreign exchange differences arising on translation of foreign operations, effective portion of gains and losses on cash flow hedging instruments and fair value gains or (losses) on FVOCI equity instruments. The concept of other comprehensive income did not exist under previous GAAP.

41 RECENT ACCOUNTING PRONOUNCEMENTS

In March 2017, the Ministry of Corporate Affairs issued the Companies (Indian Accounting Standards) (Amendments) Rules, 2017, notifying amendments to Ind AS 7, 'Statement of cash flows'. These amendments are in accordance with the recent amendments made by International Accounting Standards Board (IASB) to IAS 7, 'Statement of cash flows'. The amendments are applicable to the company from April 1, 2017.

Amendment to Ind AS 7: 'Statement of cash flows'

The amendment to Ind AS 7 requires the entities to provide disclosures that enable users of financial statements to evaluate changes in liabilities arising from financing activities, including both changes arising from cash flows and non-cash changes, suggesting inclusion of a reconciliation between the opening and closing balances in the balance sheet for liabilities arising from financing activities, to meet the disclosure requirement.

The company is evaluating the requirements of the amendment and the effect on the financial statements is not likely to be significant.

42 Previous year's figures have been regrouped/ reclassified, wherever necessary to conform to the current year's classification.

Signatures to Notes 1 to 42 form an integral part of the financial statements.

As per our report of even date

For and on behalf of the Board of Directors

For Price Waterhouse
Firm Registration Number: 301112E
Chartered Accountants

Tushar K. Jani
Chairman
DIN:192621

Tulsi Nowlakra Mirchandaney
Managing Director
DIN:1842520

Air Marshal Vijay Achyut Patkar (Retd.)
Director
DIN:07037116

Mehul Desai
Partner
Membership No. 103211

Air Marshal M. McMahon (Retd.)
Director
DIN:234293

Sharad Upasani
Additional Director
DIN:01739334

Surendra Sheth
Alternate Director
DIN:00089981

Place: Mumbai
Date: May 5, 2017

N. Palaniappan
Company Secretary &
Sr. Manager-Finance

P. Parameshwaran
Chief Financial Officer

Place: Mumbai
Date: May 5, 2017

BOARD OF DIRECTORS

CONCORDE AIR LOGISTICS LIMITED

BOARD OF DIRECTORS

Vaidhyanathan Iyer

Tushar Gunderia

Aneel Gambhir

PRINCIPAL BANKER

ICICI Bank Ltd.

AUDITORS

Price Waterhouse

REGISTERED OFFICE

17, Adarsh Industrial Estate,
Sahar Road, Chakala,
Andheri (East),
Mumbai - 400 099
CIN - U60230MH2004PLC146141

DIRECTORS' REPORT

To the Members

Your Directors have great pleasure in presenting Thirteenth Annual Report of your Company for the financial year ended March 31, 2017.

FINANCIAL RESULTS

| | Year ended March 31, 2017 | Year ended March 31, 2016 |
|--|---------------------------------|---------------------------------|
| (₹ in Lakhs) | | |
| Revenues: | | |
| Services | 112.76 | 180.63 |
| Commission | 386.12 | 355.87 |
| Other Income | 79.58 | 1.42 |
| Less: Operating Expenses | 461.15 | 382.36 |
| Operating Profit (EBIDTA) | 117.31 | 155.56 |
| Less: Depreciation / Amortisation | 6.61 | 5.13 |
| Earnings before Tax | 110.70 | 150.43 |
| Less: Income tax expenses | 36.60 | 48.52 |
| Earnings after tax | 74.10 | 101.91 |
| Other Comprehensive Income (Post Tax) | 1.65 | 1.32 |
| Total Comprehensive Income for the year | 72.45 | 100.59 |

DIVIDEND

Your Directors wish to strengthen the financial position of the Company and as such, no dividend is recommended for the year under consideration.

RESERVES

The Company has not transferred any amount to the reserves.

INDUSTRY

Your Company is engaged in the business of clearing and forwarding of time sensitive air cargo packages.

Your Company is a registered Air Cargo Agent with the International Air Transport Association (IATA) and licensed Custom House Agent under the provisions of Customs Act, 1962.

Your Company is also engaged in the business of clearance of import cargo in addition to export cargo at Mumbai.

Your Company also has a valid break-bulk license to handle consolidated shipments.

DIRECTORS

During the year under review, there has been no change in the Directorship of the Company.

In accordance with the provisions of the Companies Act, 2013 and Articles of Association of the Company, Mr. V.N.Iyer (DIN : 00090717) Director, retire by rotation at the ensuing Annual General Meeting and, being eligible, offer himself for re-appointment.

NUMBER OF BOARD MEETINGS

The Board of Directors met 4 (four) times during the year ended March

31, 2017.

| Name of Director | Attendance particulars |
|----------------------|------------------------|
| Mr. Vaidhyathan Iyer | 4 |
| Mr. Tushar Gunderia | 4 |
| Mr. Aneel Gambhir | 3 |

MATERIAL CHANGES AND COMMITMENTS AFFECTING THE FINANCIAL POSITION OF THE Company

There are no material changes and commitments affecting the Financial position of the Company which have occurred between the end of the Financial year of the Company to which the Financial Statements relate and date of the report.

PARTICULARS OF LOANS, GUARANTEES OR INVESTMENTS UNDER SECTION 186

Loans, guarantees or investments covered under Section 186 of the Companies Act, 2013 form part of the notes to the financial statements provided in this Annual Report.

RELATED PARTY TRANSACTIONS

All Related Party Transactions which were entered into during the Financial Year were on arm's length basis and in the ordinary course of business.

There are no materially significant related party transactions made by the Company with related party(s) as defined under Section 2(76) of the Companies Act, 2013 which may have a potential conflict with the interest of the Company at large.

Since all related party transactions entered into by the Company were in ordinary course of business and on arm's length basis, Form AOC-2 is not applicable to the Company.

INTERNAL FINANCIAL CONTROLS

Your Company has in place a sound internal control system to ensure that all assets are protected against loss from an unauthorised use. All transactions are recorded and reported correctly. The Company's internal control system is further supplemented by the internal audit carried out by an in-house internal audit team and a co-sourced audit firm viz; KPMG. Well-established and robust internal audit processes, both at the business and corporate level, continuously monitor the adequacy and effectiveness of the internal control environment across company and status of compliance with operating systems, internal policies and regulatory requirements. In addition to above, during the year, your Company engaged KPMG for review of the Internal control frame work and based on advice received from KPMG, Company has rolled out Risk Control Matrix for each of the processes.

EXTRACT OF ANNUAL RETURN

The details forming part of the extract of the Annual Return in form MGT 9 as per Section 92 (3) of the Companies Act, 2013 and Companies (Management and Administration) Rules, 2014 are annexed herewith as an 'Annexure A'.

DETAILS OF SIGNIFICANT AND MATERIAL ORDERS

There are no significant and material orders passed by the regulators or courts or tribunals impacting the going concern status and company's operations in future.

DIRECTORS' REPORT

RISK MANAGEMENT

Risk Management Policy of Blue Dart Express Limited, Holding Company, is applicable to the Company for identifying, assessing and managing their business risks in an efficient and cost effective manner at the same time ensuring effective monitoring and accurate reporting of these risks which are systematically addressed.

DIRECTORS' RESPONSIBILITY STATEMENT

Pursuant to the provisions of Section 134 (3) (c) of the Companies Act, 2013, your Directors confirms that;

- i. In the preparation of the Financial Statement, the applicable accounting standards have been followed and that no material departures have been made from the same;
- ii. They have selected such accounting policies and applied them consistently and made judgments and estimates that are reasonable and prudent, so as to give a true and fair view of the state of affairs of the Company at the end of the financial year and of the profit of the Company for that year;
- iii. They have taken proper and sufficient care for the maintenance of adequate accounting records in accordance with the provisions of the Act, for safeguarding the assets of the Company and for preventing and detecting fraud and other irregularities;
- iv. They have prepared the annual accounts on a going concern basis;
- v. They have devised proper systems to ensure compliance with the provisions of all applicable laws were in place and were adequate and operating effectively.

AUDITORS

The existing Statutory Auditors, M/s. Price Waterhouse, Chartered Accountants, (Firm Registration no. 301112E) will retire at conclusion of forthcoming Annual General Meeting of the company. Pursuant to provisions of the Companies Act, 2013 requiring rotation of auditors, M/s. S. R. Batliboi & Associates LLP, Chartered Accountants (Firm Registration No. 101049W/E300004) are being recommended by the Board of Directors for appointment as Statutory Auditors in place of M/s. Price Waterhouse.

M/s. S. R. Batliboi & Associates LLP, Chartered Accountants have confirmed that their appointment, if made, will be in accordance with the provisions of Section 139 of the Companies Act, 2013 and they satisfy the criteria provided under section 141 of the Companies Act, 2013.

The Board of Directors has placed on record their appreciation for the services rendered by M/s. Price Waterhouse during their association with the Company as statutory auditors.

The Board of Directors has recommended appointment of M/s. S. R. Batliboi & Associates LLP, Chartered Accountants, (Firm Registration no. 101049W/E300004), as Statutory Auditors of the Company from the conclusion of the Thirteenth Annual General Meeting upto the conclusion of the Eighteenth Annual General Meeting, subject to necessary approval by the shareholders of the company at the ensuing Annual General Meeting and ratification by the shareholders each year.

The Auditors' Report for 2016-17, does not contain any qualification, reservation or adverse remarks.

SEXUAL HARASSMENT OF WOMAN AT WORKPLACE

The Company values dignity of individuals and strives to provide a safe and respectable work environment for all its employees. The Company is committed to providing an environment which is free of discrimination, intimidation and abuse. Pursuant to requirements of 'Sexual Harassment of Women at Workplace (Prohibition, Prevention and Redressal) Act, 2013' and rules made thereunder, the Company has formulated a Policy for Prevention of Sexual Harassment of Women in the Company. There was no complaint received from any employee during the financial year 2016-17 and hence no complaint is outstanding as on March 31, 2017 for redressal.

DEPOSIT

During the year under review, the Company has not accepted any deposits within the meaning of the provisions of Section 73 and/or 76 of the Companies Act, 2013 and rules made thereunder.

EMPLOYEES

Your Directors hereby wish to place on record their appreciation on the efficient services rendered by Employees.

During the year under review, your Company did not have any employee falling under the provisions of Section 197 (12) of the Companies Act, 2013 read with Companies (Appointment & Remuneration of Managerial Personnel) Rules, 2014.

PARTICULARS REGARDING CONSERVATION OF ENERGY, TECHNOLOGY ABSORPTION AND FOREIGN EXCHANGE EARNINGS AND EXPENDITURE

The information pursuant of Section 134(3)(m) of the Companies Act, 2013 is as under -

| | |
|--|-----------------------|
| A Conservation of Energy | : Not applicable |
| B Technology absorption | : Not applicable |
| C Foreign Exchange Earnings & Outgo : | |
| Earnings | : Nil |
| Outgo | : Nil |
| | (previous Year : NIL) |

ACKNOWLEDGEMENT

Your Directors express their deep sense of gratitude to customers, associates, banks, suppliers and government authorities for their continuous support during the year under review.

For and on behalf of the Board Directors

| | | |
|---------------------------|------------------------|----------------------|
| Vaidhyanathan Iyer | Tushar Gunderia | Aneel Gambhir |
| Director | Director | Director |
| DIN: 00090717 | DIN: 00090321 | DIN: 07321422 |

Mumbai,
May 05, 2017

ANNEXURES TO DIRECTORS' REPORT

'ANNEXURE A'

EXTRACT OF ANNUAL RETURN

For the Financial Year ended March 31, 2017

[Pursuant to Section 92(3) of the Companies Act, 2013, and Rule 12(1) of the Companies (Management and Administration) Rules, 2014]

FORM NO. MGT – 9

I. REGISTRATION AND OTHER DETAILS

| | | |
|--|---|---|
| i. CIN | : | U60230MH2004PLC146141 |
| ii. Registration Date | : | May 7, 2004 |
| iii. Name of the Company | : | Concorde Air Logistics Limited |
| iv. Category / Sub-Category of the Company | : | Company having Share Capital |
| v. Address of the Registered office and contact details | : | 17, Adarsh Industrial Estate, Sahar Road, Andheri East, Chakala, Mumbai - 400099. |
| vi. Whether listed company Yes / No | : | No |
| vii. Name, Address and Contact details of Registrar and Transfer Agent, if any | : | Not Applicable |

II. PRINCIPAL BUSINESS ACTIVITIES OF THE Company

| Sr. No. | Name and Description of main products / services | NIC Code of the Product/ service | % to total turnover of the company |
|---------|--|----------------------------------|------------------------------------|
| 1 | Custom House Agent. Clearing and forwarding Agent. | 63090 | 100% |

III. PARTICULARS OF HOLDING, SUBSIDIARY AND ASSOCIATE COMPANIES

| Sr. No. | Name and Address of the Company | CIN/GLN | Holding/ Subsidiary/ Associate | % of shares held | Applicable Section |
|---------|---------------------------------|-----------------------|--------------------------------|------------------|--------------------|
| 1. | Blue Dart Express Limited | L61074MH1991PLC061074 | Holding | 100% | 2(46) |

IV. SHARE HOLDING PATTERN (Equity Share Capital Breakup as percentage of Total Equity)

Company is wholly owned subsidiary of Blue Dart Express Limited

i. Category-wise Share Holding

| Category of Shareholders | No. of Shares held at the beginning of the year (as on April 1, 2016) | | | | No. of Shares held at the end of the year (as on March 31, 2017) | | | | % change during the year |
|--------------------------|---|----------|-------|-------------------|--|----------|-------|-------------------|--------------------------|
| | Demat | Physical | Total | % of Total Shares | Demat | Physical | Total | % of Total Shares | |
| A. Promoters | | | | | | | | | |
| (1) Indian | - | - | - | - | - | - | - | - | - |
| a) Individual/HUF | - | - | - | - | - | - | - | - | - |
| b) Central Govt | - | - | - | - | - | - | - | - | - |
| c) State Govt (s) | - | - | - | - | - | - | - | - | - |

ANNEXURES TO DIRECTORS' REPORT

| | | | | | | | | | |
|---|---|--------|--------|------|---|--------|--------|------|---|
| d) Bodies Corp. | - | 110000 | 110000 | 100% | - | 110000 | 110000 | 100% | - |
| e) Banks / FI | - | - | - | - | - | - | - | - | - |
| f) Any Other | - | - | - | - | - | - | - | - | - |
| Sub-Total (A)(1) | - | 110000 | 110000 | 100% | - | 110000 | 110000 | 100% | - |
| (2) Foreign | - | - | - | - | - | - | - | - | - |
| a) NRIs - Individuals | - | - | - | - | - | - | - | - | - |
| b) Other - Individuals | - | - | - | - | - | - | - | - | - |
| c) Bodies Corporate | | | | | | | | | - |
| d) Banks / FI | - | - | - | - | - | - | - | - | - |
| e) Any Other | - | - | - | - | - | - | - | - | - |
| Sub-Total (A)(2) | - | - | - | - | - | - | - | - | - |
| Total Shareholding of Promoters (A) = (A)(1)+(A)(2) | - | 110000 | 110000 | 100% | - | 110000 | 110000 | 100% | - |
| B. Public Shareholding | - | - | - | - | - | - | - | - | - |
| 1) Institutions | - | - | - | - | - | - | - | - | - |
| a) Mutual Funds / UTI | - | - | - | - | - | - | - | - | - |
| b) Banks / FI | - | - | - | - | - | - | - | - | - |
| c) Central Govt. | - | - | - | - | - | - | - | - | - |
| d) State Govt.(s) | - | - | - | - | - | - | - | - | - |
| e) Venture Capital Funds | - | - | - | - | - | - | - | - | - |
| f) Insurance Companies | - | - | - | - | - | - | - | - | - |
| g) FII's | - | - | - | - | - | - | - | - | - |
| h) Foreign Venture Capital Funds | - | - | - | - | - | - | - | - | - |
| i) Others (specify) | - | - | - | - | - | - | - | - | - |
| Sub-Total (B)(1) | - | - | - | - | - | - | - | - | - |
| (2) Non-Institutions | - | - | - | - | - | - | - | - | - |
| a) Bodies Corporate | - | - | - | - | - | - | - | - | - |
| i) Indian | - | - | - | - | - | - | - | - | - |
| ii) Overseas | - | - | - | - | - | - | - | - | - |
| b) Individuals | - | - | - | - | - | - | - | - | - |
| i. Individual Shareholders holding nominal share capital upto ₹ 1 lakh | - | - | - | - | - | - | - | - | - |
| ii. Individual Shareholders holding nominal share capital in excess of ₹ 1 lakh | - | - | - | - | - | - | - | - | - |
| c) Others (specify) | - | - | - | - | - | - | - | - | - |
| 1. Clearing Member | - | - | - | - | - | - | - | - | - |
| 2. NRI | - | - | - | - | - | - | - | - | - |
| 3. Foreign Portfolio Investor (Corporate) | - | - | - | - | - | - | - | - | - |

ANNEXURES TO DIRECTORS' REPORT

| | | | | | | | | | |
|--|---|--------|--------|------|---|--------|--------|------|---|
| 4. OCB | - | - | - | - | - | - | - | - | - |
| Sub-Total (B)(2) | - | - | - | - | - | - | - | - | - |
| Total Public Shareholding (B)=(B)(1)+(B)(2) | - | - | - | - | - | - | - | - | - |
| C. Shares held by Custodian for GDRs & ADRs | - | - | - | - | - | - | - | - | - |
| Grand Total (A+B+C) | - | 110000 | 110000 | 100% | - | 110000 | 110000 | 100% | - |

ii) Shareholding of Promoters

| Shareholder's Name | Shareholding at the beginning of the year | | | Shareholding at the end of the year | | | % change in share holding during the year |
|------------------------|---|----------------------------------|--|-------------------------------------|----------------------------------|--|---|
| | No. of Shares | % of total Shares of the company | % of Shares Pledged / encumbered to total shares | No. of Shares | % of total Shares of the company | % of Shares Pledged / encumbered to total shares | |
| Blue Dart Express Ltd. | 110000 | 100% | Nil | 110000 | 100% | Nil | Nil |

(iii) Change in Promoters' Shareholding (please specify, if there is no change)

| Sr. No. | | No. of Shares held at the beginning of the year i.e. on the basis of Share Holding Pattern of March 31, 2016) | | Cumulative Shareholding during the year | |
|---------|---|---|----------------------------------|---|----------------------------------|
| | | No. of Shares | % of total Shares of the company | No. of Shares | % of total Shares of the company |
| 1. | At the beginning of the year | 110000 | 100% | 110000 | 100% |
| 2. | Date wise Increase/Decrease in Promoters Shareholding during the year specifying the reasons for increase/decrease (e.g. allotment / transfer / bonus/ sweat equity etc): | No change during the year | | | |
| 3. | At the end of the year | 110000 | 100% | 110000 | 100% |

Note – There is no change in the total shareholding between 01.04.2016 and 31.03.2017

iv) Shareholding Pattern of top ten Shareholders (other than Directors, Promoters and Holders of GDRs and ADRs): N.A.

| Sr. No. | For each of the Top 10 Shareholders | Shareholding at the beginning of the year | | Change in Shareholding (No. of Shares) | | Shareholding at the end of the year | |
|---------|-------------------------------------|---|----------------------------------|--|----------|-------------------------------------|----------------------------------|
| | | No. of Shares | % of total Shares of the company | Increase | Decrease | No. of Shares | % of total Shares of the company |
| 1. | - | - | - | - | - | - | - |
| 2. | - | - | - | - | - | - | - |
| 3. | - | - | - | - | - | - | - |

ANNEXURES TO DIRECTORS' REPORT

| | | | | | | | |
|-----|---|---|---|---|---|---|---|
| 4. | - | - | - | - | - | - | - |
| 5. | - | - | - | - | - | - | - |
| 6. | - | - | - | - | - | - | - |
| 7. | - | - | - | - | - | - | - |
| 8. | - | - | - | - | - | - | - |
| 9. | - | - | - | - | - | - | - |
| 10. | - | - | - | - | - | - | - |

(v) Shareholding of Directors and Key Managerial Personnel

Company is wholly owned subsidiary of Blue Dart Express Limited and Mr. V.N.Iyer, Mr. Tushar Gunderia and Mr. Aneel Gambhir holds one share each of the Company as nominee of Blue Dart Express Ltd.

| Sr. No. | For Each of the Directors and KMP | Shareholding at the beginning of the year | | Cumulative Shareholding during the year | |
|---------|---|---|----------------------------------|---|----------------------------------|
| | | No. of Shares | % of total Shares of the company | No. of Shares | % of total Shares of the company |
| 1. | Mr. V.N.Iyer (as nominee of Blue Dart Express Ltd.) | | | | |
| | At the beginning of the year | 1 | 0.01% | 1 | 0.01% |
| | Date wise Increase / Decrease in Promoters Share holding during the year specifying the reasons for increase / decrease | - | - | - | - |
| | At the End of the year | 1 | 0.01% | 1 | 0.01% |
| 2. | Mr. Tushar Gunderia (as nominee of Blue Dart Express Ltd.) | | | | |
| | At the beginning of the year | 1 | 0.01% | 1 | 0.01% |
| | Date wise Increase / Decrease in Promoters Share holding during the year specifying the reasons for increase / decrease | - | - | - | - |
| | At the End of the year | 1 | 0.01% | 1 | 0.01% |
| 3. | Mr. Aneel Gambhir (as nominee of Blue Dart Express Ltd.) | | | | |
| | At the beginning of the year | 1 | 0.01% | 1 | 0.01% |
| | Date wise Increase / Decrease in Promoters Share holding during the year specifying the reasons for increase / decrease | - | - | - | - |
| | At the End of the year | 1 | 0.01% | 1 | 0.01% |

ANNEXURES TO DIRECTORS' REPORT

(v) INDEBTEDNESS

Indebtedness of the Company including interest outstanding/accrued but not due for payment

| | Secured Loans excluding deposits | Unsecured Loans | Deposits | Total Indebtedness |
|--|-------------------------------------|--------------------|----------|-----------------------|
| Indebtedness at the beginning of the financial year | NIL | NIL | NIL | NIL |
| i) Principal Amount | | | | |
| ii) Interest due but not paid | | | | |
| iii) Interest accrued but not due | | | | |
| Total (i+ii+iii) | NIL | NIL | NIL | NIL |
| Change in Indebtedness during the financial year | NIL | NIL | NIL | NIL |
| • Addition | | | | |
| • Reduction | | | | |
| Net Change | | | | |
| Indebtedness at the end of the financial year | NIL | NIL | NIL | NIL |
| i) Principal Amount | | | | |
| ii) Interest due but not paid | | | | |
| iii) Interest accrued but not due | | | | |
| Total (i+ii+iii) | NIL | NIL | NIL | NIL |

VI. REMUNERATION OF DIRECTORS AND KEY MANAGERIAL PERSONNEL

A. Remuneration to Managing Director, Whole-time Directors and/or Manager

| Sr. No. | Particulars of Remuneration | Name of MD/WTD/ Manager |
|---------|--|-------------------------|
| | | NA |
| 1. | Gross salary a) Salary as per provisions contained in section 17(1) of the Income-tax Act, 1961 b) Value of perquisites u/s 17(2) Income-tax Act, 1961 c) Profits in lieu of salary under section 17(3) Income-tax Act, 1961 | - |
| 2. | Stock Option | - |
| 3. | Sweat Equity | - |
| 4. | Commission - as % of profit - others, specify | - |
| 5. | Others, please specify | - |
| | Total (A) | - |
| | Ceiling as per the Act | - |

ANNEXURES TO DIRECTORS' REPORT

B. Remuneration to other Directors: N.A.

| Sr. No. | Particulars of Remuneration | Name of Directors | | | Total Amount |
|---------|---|-------------------|---|---|--------------|
| (1) | Independent Directors | | | | |
| | - Fee for attending board / committee meetings | - | - | - | - |
| | - Commission | - | - | - | - |
| | - Others, please specify | - | - | - | - |
| | Total (1) | - | - | - | - |
| (2) | Non – Executive Directors & Non-Independent Directors | | | | |
| | Date wise Increase /Decrease in Promoters | | | | |
| | Shareholding during the year specifying the reasons for increase / decrease | - | - | - | - |
| | Commission | - | - | - | - |
| | Others, please specify | - | - | - | - |
| | Total (2) | - | - | - | - |
| | Total (1) + (2) | - | - | - | - |

C. REMUNERATION TO KEY MANAGERIAL PERSONNEL OTHER THAN MD/MANAGER/WTD - N.A.

| Sr. No. | Particulars of Remuneration | Key Managerial Personnel | | Total Amount |
|---------|--|--------------------------|---|--------------|
| 1. | Gross salary | - | - | - |
| | a) Salary as per provisions contained in section 17(1) of the Income-tax Act, 1961 | | | |
| | b) Value of perquisites u/s 17(2) Income-tax Act, 1961 | | | |
| | c) Profits in lieu of salary under section 17(3) Income-tax Act, 1961 | | | |
| | d) Company contribution towards PF | | | |
| 2. | Stock Option | - | - | - |
| 3. | Sweat Equity | - | - | - |
| 4. | Commission - as % of profit - others, specify | - | - | - |
| 5. | Others, please specify | - | - | - |
| | Total | - | - | - |

ANNEXURES TO DIRECTORS' REPORT

VII. PENALTIES / PUNISHMENT/ COMPOUNDING OF OFFENCES

| Type | Section of the Companies Act | Brief Description | Details of Penalty / Punishment/ Compounding fees imposed | Authority [RD / NCLT/COURT] | Appeal made, if any (give Details) |
|--|------------------------------|-------------------|---|-----------------------------|------------------------------------|
| Company Penalty Punishment Compounding | | | None | | |
| Directors Penalty Punishment Compounding | | | None | | |
| Other officers in Default Penalty Punishment Compounding | | | None | | |

INDEPENDENT AUDITORS' REPORT

TO THE MEMBERS OF CONCORDE AIR LOGISTICS LIMITED

REPORT ON THE INDIAN ACCOUNTING STANDARDS (IND AS) FINANCIAL STATEMENTS

1. We have audited the accompanying financial statements of Concorde Air Logistics Limited ("the Company"), which comprise the Balance Sheet as at March 31, 2017, the Statement of Profit and Loss (including Other Comprehensive Income), the Cash Flow Statement and the Statement of Changes in Equity for the year then ended, and a summary of the significant accounting policies and other explanatory information.

MANAGEMENT'S RESPONSIBILITY FOR THE IND AS FINANCIAL STATEMENTS

2. The Company's Board of Directors is responsible for the matters stated in Section 134(5) of the Companies Act, 2013 ("the Act") with respect to the preparation of these Ind AS financial statements to give a true and fair view of the financial position, financial performance (including other comprehensive income), cash flows and changes in equity of the Company in accordance with the accounting principles generally accepted in India, including the Indian Accounting Standards specified in the Companies (Indian Accounting Standards) Rules, 2015 (as amended) under Section 133 of the Act. This responsibility also includes maintenance of adequate accounting records in accordance with the provisions of the Act for safeguarding of the assets of the Company and for preventing and detecting frauds and other irregularities; selection and application of appropriate accounting policies; making judgments and estimates that are reasonable and prudent; and design, implementation and maintenance of adequate internal financial controls, that were operating effectively for ensuring the accuracy and completeness of the accounting records, relevant to the preparation and presentation of the Ind AS financial statements that give a true and fair view and are free from material misstatement, whether due to fraud or error.

AUDITOR'S RESPONSIBILITY

3. Our responsibility is to express an opinion on these Ind AS financial statements based on our audit.
4. We have taken into account the provisions of the Act and the Rules made thereunder including the accounting and auditing standards and matters which are required to be included in the audit report under the provisions of the Act and the Rules made thereunder.
5. We conducted our audit of the Ind AS financial statements in accordance with the Standards on Auditing specified under Section 143(10) of the Act and other applicable authoritative pronouncements issued by the Institute of Chartered Accountants of India. Those Standards and pronouncements require that we comply with ethical requirements and plan and perform the audit to obtain reasonable assurance about whether the Ind AS financial statements are free from material misstatement.
6. An audit involves performing procedures to obtain audit evidence about the amounts and the disclosures in the Ind AS financial statements. The procedures selected depend on the auditors' judgment, including the assessment of the risks of material misstatement of the Ind AS financial statements, whether due to fraud or error. In making those risk assessments, the auditor considers internal financial control relevant to the Company's preparation of the Ind AS financial statements that give a true and fair view, in order to design audit procedures that are appropriate in the circumstances. An audit also includes evaluating the appropriateness of the accounting policies used and the reasonableness of the accounting estimates made by the Company's Directors, as well as evaluating the overall presentation of the Ind AS financial statements.
7. We believe that the audit evidence we have obtained is sufficient and appropriate to provide a basis for our audit opinion on the Ind AS financial statements.

OPINION

8. In our opinion and to the best of our information and according to the explanations given to us, the aforesaid Ind AS financial statements give the information required by the Act in the manner so required and give a true and fair view in conformity with the accounting principles generally accepted in India, of the state of affairs of the Company as at March 31, 2017, and its profit (including other comprehensive income), its cash flows and the changes in equity for the year ended on that date.

OTHER MATTER

9. The financial information of the Company for the year ended March 31, 2016 and the transition date opening balance sheet as at April 1, 2015 included in these Ind AS financial statements, are based on the previously issued statutory financial statements for the years ended March 31, 2016 and March 31, 2015 prepared in accordance with the Companies (Accounting Standards) Rules, 2006 (as amended) which were audited by us, on which we expressed an unmodified opinion dated April 15, 2016 and May 7, 2015 respectively. The adjustments to those financial statements for the differences in accounting principles adopted by the Company on transition to the Ind AS have been audited by us.

Our opinion is not modified in respect of this matter.

INDEPENDENT AUDITORS' REPORT

TO THE MEMBERS OF CONCORDE AIR LOGISTICS LIMITED

REPORT ON OTHER LEGAL AND REGULATORY REQUIREMENTS

10. As required by the Companies (Auditor's Report) Order, 2016, issued by the Central Government of India in terms of sub-section (11) of section 143 of the Act ("the Order"), and on the basis of such checks of the books and records of the Company as we considered appropriate and according to the information and explanations given to us, we give in the Annexure B a statement on the matters specified in paragraphs 3 and 4 of the Order.
11. As required by Section 143 (3) of the Act, we report that:
- (a) We have sought and obtained all the information and explanations which to the best of our knowledge and belief were necessary for the purposes of our audit.
 - (b) In our opinion, proper books of account as required by law have been kept by the Company so far as it appears from our examination of those books.
 - (c) The Balance Sheet, the Statement of Profit and Loss (including other comprehensive income), the Cash Flow Statement and the Statement of Changes in Equity dealt with by this Report are in agreement with the books of account.
 - (d) In our opinion, the aforesaid Ind AS financial statements comply with the Indian Accounting Standards specified under Section 133 of the Act.
 - (e) On the basis of the written representations received from the directors as on March 31, 2017 taken on record by the Board of Directors, none of the directors is disqualified as on March 31, 2017 from being appointed as a director in terms of Section 164 (2) of the Act.
 - (f) With respect to the adequacy of the internal financial controls over financial reporting of the Company and the operating effectiveness of such controls, refer to our separate Report in Annexure A.
 - (g) With respect to the other matters to be included in the Auditors' Report in accordance with Rule 11 of the Companies (Audit and Auditors) Rules, 2014, in our opinion and to the best of our knowledge and belief and according to the information and explanations given to us:
 - (i) The Company does not have any pending litigations as at March 31, 2017 which would impact its financial position.
 - (ii) The Company has long-term contracts as at March 31, 2017 for which there were no material foreseeable losses. There are no derivative contracts as at the year end.
 - (iii) There were no amounts which were required to be transferred to the Investor Education and Protection Fund by the Company during the year ended March 31, 2017.
 - (iv) The Company has provided requisite disclosures in the financial statements as to holdings as well as dealings in Specified Bank Notes during the period from 8th November, 2016 to 30th December, 2016. Based on audit procedures and relying on the management representation we report that the disclosures are in accordance with books of account maintained by the Company and as produced to us by the Management – Refer Note [28]

Mumbai
May 5, 2017

For Price Waterhouse
Firm Registration Number: 301112E
Chartered Accountants

Mehul Desai
Partner
Membership Number: 103211

ANNEXURE A TO INDEPENDENT AUDITORS' REPORT

Referred to in paragraph 11(f) of the Independent Auditors' Report of even date to the members of Concorde Air Logistics Limited on the financial statements as of and for the year ended March 31, 2017

Report on the Internal Financial Controls under Clause (i) of Sub-section 3 of Section 143 of the Act

1. We have audited the internal financial controls over financial reporting of Concorde Air Logistics Limited ("the Company") as of March 31, 2017 in conjunction with our audit of the financial statements of the Company for the year ended on that date.

Management's Responsibility for Internal Financial Controls

2. The Company's management is responsible for establishing and maintaining internal financial controls based on the internal control over financial reporting criteria established by the Company considering the essential components of internal control stated in the Guidance Note on Audit of Internal Financial Controls Over Financial Reporting issued by the Institute of Chartered Accountants of India (ICAI). These responsibilities include the design, implementation and maintenance of adequate internal financial controls that were operating effectively for ensuring the orderly and efficient conduct of its business, including adherence to company's policies, the safeguarding of its assets, the prevention and detection of frauds and errors, the accuracy and completeness of the accounting records, and the timely preparation of reliable financial information, as required under the Act.

Auditors' Responsibility

3. Our responsibility is to express an opinion on the Company's internal financial controls over financial reporting based on our audit. We conducted our audit in accordance with the Guidance Note on Audit of Internal Financial Controls Over Financial Reporting (the "Guidance Note") and the Standards on Auditing deemed to be prescribed under section 143(10) of the Act to the extent applicable to an audit of internal financial controls, both applicable to an audit of internal financial controls and both issued by the ICAI. Those Standards and the Guidance Note require that we comply with ethical requirements and plan and perform the audit to obtain reasonable assurance about whether adequate internal financial controls over financial reporting was established and maintained and if such controls operated effectively in all material respects.
4. Our audit involves performing procedures to obtain audit evidence about the adequacy of the internal financial controls system over financial reporting and their operating effectiveness. Our audit of internal financial controls over financial reporting included obtaining an understanding of internal financial controls over financial reporting, assessing the risk that a material weakness exists, and testing and evaluating the design and operating effectiveness of internal control based on the assessed risk. The procedures selected depend on the auditor's judgement, including the assessment of the risks of material misstatement of the financial statements, whether due to fraud or error.
5. We believe that the audit evidence we have obtained is sufficient and appropriate to provide a basis for our audit opinion on the Company's internal financial controls system over financial reporting.

Meaning of Internal Financial Controls Over Financial Reporting

6. A company's internal financial control over financial reporting is a process designed to provide reasonable assurance regarding the reliability of financial reporting and the preparation of financial statements for external purposes in accordance with generally accepted accounting principles. A company's internal financial control over financial reporting includes those policies and procedures that (1) pertain to the maintenance of records that, in reasonable detail, accurately and fairly reflect the transactions and dispositions of the assets of the company; (2) provide reasonable assurance that transactions are recorded as necessary to permit preparation of financial statements in accordance with generally accepted accounting principles, and that receipts and expenditures of the company are being made only in accordance with authorisations of management and directors of the company; and (3) provide reasonable assurance regarding prevention or timely detection of unauthorised acquisition, use, or disposition of the company's assets that could have a material effect on the financial statements.

Inherent Limitations of Internal Financial Controls Over Financial Reporting

7. Because of the inherent limitations of internal financial controls over financial reporting, including the possibility of collusion or improper management override of controls, material misstatements due to error or fraud may occur and not be detected. Also, projections of any evaluation of the internal financial controls over financial reporting to future periods are subject to the risk that the internal financial control over financial reporting may become inadequate because of changes in conditions, or that the degree of compliance with the policies or procedures may deteriorate.

ANNEXURE A TO INDEPENDENT AUDITORS' REPORT

Referred to in paragraph 11(f) of the Independent Auditors' Report of even date to the members of Concorde Air Logistics Limited on the financial statements as of and for the year ended March 31, 2017

Opinion

8. In our opinion, the Company has, in all material respects, an adequate internal financial controls system over financial reporting and such internal financial controls over financial reporting were operating effectively as at March 31, 2017, based on the internal control over financial reporting criteria established by the Company considering the essential components of internal control stated in the Guidance Note on Audit of Internal Financial Controls Over Financial Reporting issued by the Institute of Chartered Accountants of India.

For Price Waterhouse
Firm Registration Number: 301112E
Chartered Accountants

Mumbai
May 5, 2017

Mehul Desai
Partner
Membership Number: 103211

ANNEXURE B TO INDEPENDENT AUDITORS' REPORT

Referred to in paragraph 10 of the Independent Auditors' Report of even date to the members of Concorde Air Logistics Limited on the financial statements as of and for the year ended March 31, 2017

- i. (a) The Company is maintaining proper records showing full particulars, including quantitative details and situation, of fixed assets.
- (b) The fixed assets of the Company have been physically verified by the Management during the year and no material discrepancies have been noticed on such verification. In our opinion, the frequency of verification is reasonable.
- (c) The title deeds of immovable properties, as disclosed in Note 4 on fixed assets to the financial statements, are held in the name of the Company.
- ii. The Company is in the business of rendering services, and consequently, does not hold any inventory. Therefore, the provisions of Clause 3(ii) of the said Order are not applicable to the Company.
- iii. The Company has not granted any loans, secured or unsecured, to companies, firms, Limited Liability Partnerships or other parties covered in the register maintained under Section 189 of the Act. Therefore, the provisions of Clause 3(iii), (iii)(a), (iii)(b) and (iii)(c) of the said Order are not applicable to the Company.
- iv. The Company has not granted any loans or made any investments, or provided any guarantees or security to the parties covered under Section 185 and 186. Therefore, the provisions of Clause 3(iv) of the said Order are not applicable to the Company.
- v. The Company has not accepted any deposits from the public within the meaning of Sections 73, 74, 75 and 76 of the Act and the Rules framed there under to the extent notified.
- vi. The Central Government of India has not specified the maintenance of cost records under sub-section (1) of Section 148 of the Act for any of the products of the Company.
- vii. (a) According to the information and explanations given to us and the records of the Company examined by us, in our opinion, the Company is generally regular in depositing undisputed statutory dues in respect of provident fund and employees' state insurance, though there has been a slight delay in a few cases, and is regular in depositing undisputed statutory dues, including service tax, income tax, cess and other material statutory dues, as applicable, with the appropriate authorities. As informed to us sales tax, duty of customs, duty of excise and value added tax are not applicable to the Company for the current year.
- (b) According to the information and explanations given to us and the records of the Company examined by us, there are no dues of income-tax and service-tax which have not been deposited on account of any dispute. As informed to us sales tax, duty of customs, duty of excise and value added tax are not applicable to the Company for the current year.
- viii. As the Company does not have any loans or borrowings from any financial institution or bank or Government, nor has it issued any debentures as at the balance sheet date, the provisions of Clause 3(viii) of the Order are not applicable to the Company.
- ix. The Company has not raised any money by way of initial public offer, further public offer (including debt instruments) and term loans. Accordingly, the provisions of Clause 3(ix) of the Order are not applicable to the Company.
- x. During the course of our examination of the books and records of the Company, carried out in accordance with the generally accepted auditing practices in India, and according to the information and explanations given to us, we have neither come across any instance of material fraud by the Company or on the Company by its officers or employees, noticed or reported during the year, nor have we been informed of any such case by the Management.
- xi. The provisions of Section 197 read with Schedule V to the Act are applicable to the Company. There was no remuneration paid/ payable during the year to any directors, including managing director and whole-time director, and manager of the Company. Accordingly, the provisions of Clause 3(xi) of the Order are not applicable to the Company.
- xii. As the Company is not a Nidhi Company and the Nidhi Rules, 2014 are not applicable to it, the provisions of Clause 3(xii) of the Order are not applicable to the Company.
- xiii. The Company has entered into transactions with related parties in compliance with the provisions of Section 177 and 188 of the Act. The details of such related party transactions have been disclosed in the financial statements as required under Indian Accounting Standard (AS) 24, Related Party Disclosures specified under Section 133 of the Act, read with Rule 7 of the Companies (Indian Accounting Standards), Rules 2015 (as amended).
- xiv. The Company has not made any preferential allotment or private placement of shares or fully or partly convertible debentures during the year under review. Accordingly, the provisions of Clause 3(xiv) of the Order are not applicable to the Company.
- xv. The Company has not entered into any non cash transactions with its directors or persons connected with him. Accordingly, the provisions of Clause 3(xv) of the Order are not applicable to the Company.
- xvi. The Company is not required to be registered under Section 45-IA of the Reserve Bank of India Act, 1934. Accordingly, the provisions of Clause 3(xvi) of the Order are not applicable to the Company.

For Price Waterhouse
Firm Registration Number: 301112E
Chartered Accountants

Mehul Desai
Partner
Membership Number: 103211

Mumbai
May 5, 2017

CONCORDE AIR LOGISTICS LIMITED
BALANCE SHEET AS AT MARCH 31, 2017

| | Note | As at March 31, 2017 in ₹ ('000) | As at March 31, 2016 in ₹ ('000) | As at April 1, 2015 in ₹ ('000) |
|--------------------------------|--------|--|--|---------------------------------------|
| ASSETS | | | | |
| NON-CURRENT ASSETS | | | | |
| Property, Plant and Equipment | 4 | 3,089 | 3,347 | 2,468 |
| Other Intangible Assets | 4 (a) | 220 | 241 | 46 |
| | | 3,309 | 3,588 | 2,514 |
| Financial Assets | | | | |
| Investments | 5 | - | - | 50 |
| Other Financial Assets | 6 | 721 | 725 | 714 |
| Deferred Tax Assets (Net) | 7 | 1,770 | 1,456 | 2,323 |
| Non-Current Tax Assets (Net) | 8 | 59,936 | 91,354 | 65,996 |
| | | 62,427 | 93,535 | 69,083 |
| CURRENT ASSETS | | | | |
| Financial Assets | | | | |
| Investments | 9 | 50 | 50 | - |
| Trade Receivables | 10 | 29,337 | 100 | 748 |
| Cash and Cash Equivalents | 11 | 5,549 | 9,145 | 6,194 |
| Other Financial Assets | 12 | 30 | 27 | - |
| Other Current Assets | 13 | 3,627 | 6,362 | 467 |
| | | 38,593 | 15,684 | 7,409 |
| TOTAL | | 104,329 | 112,807 | 79,006 |
| EQUITY AND LIABILITIES | | | | |
| EQUITY | | | | |
| Equity Share Capital | 14 | 1,100 | 1,100 | 1,100 |
| Other Equity | 15 | 48,376 | 41,131 | 31,072 |
| | | 49,476 | 42,231 | 32,172 |
| LIABILITIES | | | | |
| NON-CURRENT LIABILITIES | | | | |
| Employee Benefits Obligations | 16 (a) | 5,124 | 4,192 | 3,403 |
| | | 5,124 | 4,192 | 3,403 |
| CURRENT LIABILITIES | | | | |
| Financial Liabilities | | | | |
| Trade Payables | 17 | 43,875 | 43,678 | 32,192 |
| Other Current Liabilities | 18 | 2,798 | 19,869 | 9,033 |
| Employee Benefits Obligations | 16 (b) | 3,056 | 2,837 | 2,206 |
| | | 49,729 | 66,384 | 43,431 |
| TOTAL | | 104,329 | 112,807 | 79,006 |

The above Balance sheet should be read in conjunction with the accompanying notes.

As per our report of even date

For Price Waterhouse

Firm Registration Number: 301112E
Chartered Accountants

Mehul Desai

Partner
Membership No. 103211

Place : Mumbai
Date : May 5, 2017

For and on behalf of the Board of Directors

V. N. Iyer

Director
DIN : 00090717

Aneel Gambhir

Director
DIN : 07321422

Place : Mumbai
Date : May 5, 2017

Tushar Gunderia

Director
DIN : 00090321

CONCORDE AIR LOGISTICS LIMITED
CASH FLOW STATEMENT FOR THE YEAR ENDED MARCH 31, 2017

| | Note | Year ended March 31, 2017 in ₹ ('000) | Year ended March 31, 2016 in ₹ ('000) |
|---|----------------|---|---|
| A. Cash flows from Operating activities: | | | |
| Profit before Tax | | 11,070 | 15,043 |
| Adjustments for: | | | |
| Depreciation and Amortisation Expense | 4, 4(a) and 23 | 661 | 513 |
| Interest Income | 20 | (62) | (38) |
| Dividend Income | 20 | - | (103) |
| (Profit)/loss on sale of Property, Plant and Equipment | 20 | (2) | - |
| Operating profit before working capital changes | | 11,667 | 15,415 |
| Adjustments for changes in working capital : | | | |
| (Increase) / Decrease in Trade Receivable | 10 | (29,237) | 648 |
| Decrease in Non Current Financial Investment | 5 | - | 50 |
| Decrease in Non Current Financial Assets | 6 | 40 | - |
| (Increase) in Current Investments | 9 | - | (50) |
| Decrease / (Increase) in Other Current Assets | 13 | 2,735 | (5,895) |
| Increase in Trade Payables | 17 | 197 | 11,486 |
| Increase in Non-Current Employee Benefit Obligations | 16(a) | 932 | 789 |
| (Decrease) / Increase in Current Employee Benefit Obligations | | (30) | 434 |
| (Decrease) / Increase in Other Current Liabilities | 18 | (17,071) | 10,836 |
| Cash (used in) / generated from Operations | | (30,767) | 33,713 |
| Taxes paid (Net of refunds) | 8 | 19,634 | (29,278) |
| Net cash (used in) / generated from Operating activities (A) | | (11,133) | 4,435 |
| B. Cash flows from Investing activities: | | | |
| Purchase of Property, Plant and Equipment and Other Intangible Assets | 4 and 4(a) | (382) | (1,592) |
| Proceeds from sale of Property, Plant and Equipment | 4 | 2 | 5 |
| Interest Received | | 7,917 | 82 |
| Dividend Received | 20 | - | 103 |
| Investments in Mutual funds | | - | (90,000) |
| Redemptions from Mutual funds | | - | 90,000 |
| Investments in Bank Fixed Deposits (Margin Money) | | - | (82) |
| Net cash generated / (used in) from Investing activities (B) | | 7,537 | (1,484) |
| Net (Decrease) / Increase in Cash and Cash Equivalents (A+B) | | (3,596) | 2,951 |
| Cash and Cash Equivalents at the beginning of the year | | 9,145 | 6,194 |
| Cash and Cash Equivalents at the end of the year | | 5,549 | 9,145 |
| | | As at March 31, 2017 in ₹ ('000) | As at March 31, 2016 in ₹ ('000) |
| Cash and Cash Equivalents comprise of: | | | |
| Balance with banks : | | | |
| In current accounts | 11 | 5,494 | 9,124 |
| Cash on Hand | 11 | 55 | 21 |
| | | 5,549 | 9,145 |

- Notes :**
- The above Cash Flow Statement has been prepared under the "Indirect Method" as set out in Indian Accounting Standard (Ind AS) 7 on Statement of Cash Flow as notified under Companies (Accounts) Rules, 2015.
 - The previous GAAP figures have been reclassified to confirm to Ind AS presentation requirements for the purpose of this note (Refer Note 36).
 - The above Statement of Cash flows should be read in conjunction with the accompanying notes.

As per our report of even date

For Price Waterhouse
Firm Registration Number: 301112E
Chartered Accountants

Mehul Desai
Partner
Membership No. 103211

Place : Mumbai
Date: May 5, 2017

For and on behalf of the Board of Directors

V. N. Iyer
Director
DIN : 00090717

Tushar Gunderia
Director
DIN : 00090321

Aneel Gambhir
Director
DIN : 07321422

Place : Mumbai
Date: May 5, 2017

CONCORDE AIR LOGISTICS LIMITED
STATEMENT OF CHANGES IN EQUITY FOR THE YEAR ENDED MARCH 31, 2017

A. Equity Share Capital (Refer note 14) in ₹ ('000)

| | |
|-------------------------------------|--------------|
| Balance as at April 1, 2015 | 1,100 |
| Changes in equity share capital | - |
| Balance as at March 31, 2016 | 1,100 |
| Changes in equity share capital | - |
| Balance as at March 31, 2017 | 1,000 |

B. Other Equity (Refer note 15) in ₹ ('000)

| | Reserves & Surplus | | | Total |
|--|----------------------------|-----------------|-------------------|---------------|
| | Securities Premium Reserve | General Reserve | Retained Earnings | |
| Balance as at April 1, 2015 | 13,500 | 4,500 | 13,072 | 31,072 |
| Profit for the year | - | - | 10,191 | 10,191 |
| Other comprehensive income | - | - | (132) | (132) |
| Total comprehensive income for the year | 13,500 | 4,500 | 23,131 | 41,131 |
| Transfer to/from other reserves | - | - | - | - |
| Transactions with owners in their capacity as owners: | | | | |
| Dividend paid (including Dividend distribution tax) | - | - | - | - |
| Balance as at March 31, 2016 | 13,500 | 4,500 | 23,131 | 41,131 |

in ₹ ('000)

| | Reserves & Surplus | | | Total |
|--|----------------------------|-----------------|-------------------|---------------|
| | Securities Premium Reserve | General Reserve | Retained Earnings | |
| Balance as at March 31, 2016 | 13,500 | 4,500 | 23,131 | 41,131 |
| Profit for the year | - | - | 7,410 | 7,410 |
| Other comprehensive income | - | - | (165) | (165) |
| Total comprehensive income for the year | 13,500 | 4,500 | 30,376 | 48,376 |
| Transfer to/from other reserves | - | - | - | - |
| Transactions with owners in their capacity as owners: | | | | |
| Dividend paid (including Dividend distribution tax) | - | - | - | - |
| Balance as at March 31, 2017 | 13,500 | 4,500 | 30,376 | 48,376 |

The above Statement of Changes in Equity should be read in conjunction with the accompanying notes.

As per our report of even date

For Price Waterhouse
 Firm Registration Number: 301112E
 Chartered Accountants

Mehul Desai
 Partner
 Membership No. 103211

Place : Mumbai
 Date: May 5, 2017

For and on behalf of the Board of Directors

V. N. Iyer **Tushar Gunderia**
 Director Director
 DIN : 00090717 DIN : 00090321

Aneel Gambhir
 Director
 DIN : 07321422

Place : Mumbai
 Date: May 5, 2017

SCHEDULES

Notes Forming Part of the Financial Statements as of and for the year ended March 31, 2017

1 General Information

The Company is an International Air Cargo Agent with International Air Transport Association ('IATA') and engaged inter alia in the business of clearing and forwarding of time sensitive air cargo packages.

2 Basis of preparation of financial statements

(a) Statement of Compliance

The financial statements of the Company comply with all material aspects with Indian Accounting Standards ("Ind AS") notified under Section 133 of the Companies Act, 2013 (the Act) [Companies (Indian Accounting Standards) Rules, 2015] and other relevant provisions of the Act.

The financial statements up to year ended March 31, 2016 were prepared in accordance with the accounting standards notified under Companies (Accounting Standards) Rules, 2006 (as amended) and other relevant provisions of the Act.

Accordingly, the transition to Ind AS has been carried out from the accounting principles generally accepted in India ("Indian GAAP") is considered as the "Previous GAAP" for purposes of Ind AS 101- First time adoption of Indian Accounting Standards. An explanation of how the transition to Ind AS has affected the Company's equity and its net profit is provided in Note 34. These financial statements are the first financial statements of the Company under Ind AS.

All assets and liabilities have been classified as current or non-current as per the Company's normal operating cycle and other criteria set out in the Schedule III to the Companies Act, 2013. Based on the nature of services and the time between the rendering of services and their realisation in cash and cash equivalents, the Company has ascertained its operating cycle as 12 months for the purpose of current-non current classification of assets and liabilities.

(b) Historical cost convention

The financial statements have been prepared on a historical cost basis except for certain financial assets and liabilities at fair value (Refer note 3(m)).

(c) Use of estimates and judgements

The preparation of the financial statements in conformity with Ind AS requires management to make judgements, estimates and assumptions that affect the application of accounting policies and the reported amounts of assets, liabilities, income and expenses. Actual results may differ from these estimates. Estimates and underlying assumptions are reviewed on an ongoing basis. Revisions to accounting estimates are recognised in the period in which the estimates are revised and in any future periods affected.

The areas involving critical estimates and judgements are:

- (i) Estimation of useful life of property, plant and equipment and intangibles assets (Refer note 3(a))
- (ii) Estimation of defined benefit obligation (Refer note 22)
- (iii) Estimation of non-current tax expense and receivable/payable (Refer note 8 and 32)

3. Significant Accounting Policies

The accounting policies set out below have been applied consistently to all periods presented in these financial statements and in preparing the opening Ind AS balance sheet at April 1, 2015 for the purposes of the transition to Ind AS, unless otherwise stated.

(a) Property, plant and equipment

All items of Property, Plant and Equipment are at historical cost less depreciation. Historical cost includes expenditures that is directly attributable to the acquisition of the items.

Subsequent costs are included in the asset's carrying amount or recognised as a separate asset, as appropriate, only when it is probable that future economic benefits associated with the item will flow to the Company and the cost of the item can be measured reliably. The carrying amount of any component accounted for as a separate asset is derecognized when replaced. All other repairs and maintenance are charged to Statement of Profit and Loss during the reporting period in which they are incurred.

Capital work-in-progress represents Property, Plant and Equipment that are not yet ready for their intended use as at the balance sheet date.

Losses arising from the retirement of, and gains or losses arising from the disposal of Property, Plant and Equipment which are carried at cost are recognised in the Statement of Profit and Loss.

Transition to Ind AS

On transition to Ind AS, the Company has elected to continue with the carrying value of all of its property, plant and equipment recognised as at April 1, 2015 measured as per the previous GAAP and to use that carrying value as the deemed cost of the property, plant and equipment.

Depreciation

Depreciation on tangible assets is calculated on a straight-line basis as per the rates as prescribed under Schedule II of the Companies Act, 2013, except in respect of the following assets where the estimated useful lives of the assets based on the technical evaluation, these have not undergone a change on account of transition to the Companies Act, 2013.

SCHEDULES

Notes Forming Part of the Financial Statements as of and for the year ended March 31, 2017

Category of Assets

Computers

Useful Life

6 Years

Estimated useful lives and depreciation methods are reviewed annually, taking into account commercial and technological obsolescence as well as normal wear and tear and adjusted prospectively, if appropriate.

Depreciation for assets purchase/sold during a year is proportionately charged. Individual assets costing upto ₹ 5,000 are depreciated over a period of one year from the date its put to use.

Intangible Assets:

Intangible assets are stated at acquisition cost net of accumulated amortisation.

Transition to Ind AS

On transition to Ind AS, the Company has elected to continue with the carrying value of all of its intangible assets recognised as at April 1, 2015 measured as per the previous GAAP and use that carrying value as the deemed cost of intangible assets.

Amortisation

Computer software, other than internally generated, is amortised under straight line method over the estimated useful life of 6 years.

(b) Impairment of Assets

The Company assesses at each reporting date whether there is any indication that an asset (tangible or intangible) may be impaired. If any indication exists, the Company estimates the asset's recoverable amount. An asset's recoverable amount is the higher of an asset's or cash generating unit's (CGU) net selling price and its value in use. Where the carrying amount of an asset or CGU exceeds its recoverable amount, the asset is considered impaired and is written down to its recoverable amount. Impairment losses are recognised in the Statement of Profit and Loss. Assessment is also done at each Balance Sheet date as to whether there is any indication that an impairment loss recognised for an asset in prior accounting periods may no longer exist or may have decreased and such reversal is recorded in the Statement of Profit and Loss.

(c) Revenue Recognition

Service Charges:

Service charges for clearing and forwarding of shipments are recognised as income when shipments are manifested and represent amounts invoiced, net of service tax and all discounts and allowances.

Commission Income:

Commission is accrued when cargo is delivered to the custody of the airline and the master airway bill is issued.

Interest Income:

Interest income is recognised using the effective interest rate method.

Dividend Income:

Dividend Income is recognised when the right to receive dividend is established.

(d) Employee Benefits

i) Short-term obligations

Liabilities for wages and salaries, including non-monetary benefits that are expected to be settled wholly within 12 months after the end of the period in which the employees render the related service are recognised in respect of employees' services up to the end of the reporting period and are measured at the amounts expected to be paid when the liabilities are settled. The liabilities are presented as current employee benefit obligations in the balance sheet.

Compensated absences:

Accumulated compensated absences, which are expected to be availed or encashed within 12 months from the end of the Balance Sheet date are treated as short term employee benefits. The liability in respect of compensated absences of short term nature is not actuarially valued and is provided on an estimated basis.

ii) Other long-term employee benefit obligations

The liabilities for earned leave and sick leave are not expected to be settled wholly within 12 months after the end of the period in which the employees render the related service. They are therefore measured as the present value of expected future payments to be made in respect of services provided by employees up to the end of the reporting period using the projected unit credit method. The benefits are discounted using the market yields at the end of the reporting period that have terms approximating to the terms of the related obligation. Remeasurements as a result of experience adjustments and changes in actuarial assumptions are recognised in Statement of Profit and Loss.

Accumulated compensated absences, which are expected to be availed or encashed beyond 12 months from the end of Balance Sheet date are treated as other long term employee benefits. The Company's liability is actuarially determined (using the Projected Unit Credit Method) at the end of each year. Actuarial losses/ gains are recognised in the Statement of Profit and Loss in the year in which they arise.

SCHEDULES

Notes Forming Part of the Financial Statements as of and for the year ended March 31, 2017

iii) Post-employment obligations

The Company operates the following post-employment schemes:

- (a) Defined benefit plans such as Gratuity
- (b) Defined contribution plans such as Provident fund, Employee's state insurance funds and Employee's pension scheme.

Defined Benefit Plans

Gratuity :

The Company provides for gratuity, a defined benefit plan (the "Gratuity Plan") covering eligible employees in accordance with the Payment of Gratuity Act, 1972. The Gratuity Plan provides a lump sum payment to vested employees at retirement, death, incapacitation or termination of employment, of an amount based on the respective employee's salary and the tenure of employment. The Company's liability is actuarially determined (using the Projected Unit Credit Method) at the end of each year. Re-measurement of the net defined liability, which comprise actuarial gains and losses, the return on plan assets (excluding interest) and the effect of the asset ceiling (if any, excluding interest), are recognised immediately in other comprehensive income (OCI).

Defined Contribution Plans:

Contribution towards Provident Fund for all employees are made to the regulatory authorities, where the Company has no further obligations. Such benefits are classified as Defined Contribution Schemes as the Company does not carry any further obligations, apart from the contributions made on a monthly basis.

The Company also contributes to State plans, namely Employee's State Insurance Fund and Employee's Pension Scheme 1995, and has no further obligation beyond making its contribution.

Company's contributions to the above funds are charged to the Statement of Profit and Loss for the year for which the contributions are due for payment.

iv) Bonus plans

The Company recognises a liability and an expense for bonuses. The Company recognises a provision where contractually obliged or where there is a past practice that has created a constructive obligation.

(e) Leases

Leases in which a significant portion of the risks and rewards of ownership are retained by the lessor are classified as operating leases. Operating lease rental payments are recognised as an expense in the Statement of Profit and Loss on a straight-line basis over the period of the lease unless

the payments are structured to increase in line with expected general inflation to compensate for the lessor's expected inflationary cost increases.

(f) Income Taxes

Income tax expense comprises current and deferred tax. It is recognised in Statement of Profit and Loss except to the extent that it relates to items recognised directly in equity or in OCI.

Current tax

Tax expense for the year, comprising current tax and deferred tax, are included in the determination of the net profit or loss for the year. Current tax is measured at the amount expected to be paid to the tax authorities in accordance with the taxation laws prevailing in the respective jurisdictions.

Current tax assets and current tax liabilities are offset only if there is a legally enforceable right to set off the recognised amounts, and it is intended to realise the asset and set off the liability on a net basis or simultaneously.

Deferred tax

Deferred tax is recognised in respect of temporary differences between the carrying amounts of assets or liabilities for financial reporting purposes and the amounts used for taxation purposes.

Deferred tax assets are recognised for unused tax losses, unused tax credits and deductible temporary differences to the extent that it is probable that future taxable profits will be available against which they can be used. Deferred tax assets are reviewed at each reporting date and are reduced to the extent that it is no longer probable that the related tax benefit will be realised; such reductions are subsequently reversed when it becomes probable that such assets will be realised.

Unrecognised deferred tax assets are reassessed at each reporting date and recognised to the extent that it has become probable that future taxable profits will be available against which they can be used. Deferred tax is measured at the tax rates that are expected to be applied to deferred tax assets when they are realised or deferred tax liabilities when they are settled, using tax rates enacted or substantively enacted at the reporting date.

The measurement of deferred tax reflects the tax consequences that would follow from the manner in which the Company expects, at the reporting date, to recover or settle the carrying amount of its assets and liabilities. Deferred tax assets and liabilities are offset only if:

- a) the entity has a legally enforceable right to set off current tax assets against current tax liabilities; and
- b) the deferred tax assets and the deferred tax liabilities relate

SCHEDULES

Notes Forming Part of the Financial Statements as of and for the year ended March 31, 2017

to income taxes levied by the same taxation authority on the same taxable entity.

(g) Trade and other payables

These amounts represent liabilities for services provided to the Company prior to the end of financial year which are unpaid. The amounts are unsecured and are usually paid as per contractual terms. Trade and other payables are presented as current liabilities unless payment is not due within 12 months after the reporting period. They are recognised initially at their fair value and subsequently measured at amortised cost using the effective interest method.

(h) Provisions

Provisions are recognised when the company has a present legal or constructive obligation as a result of a past event, it is probable that an outflow of resources will be required to settle the obligation and the amount can be reliably estimated. Provisions are not recognised for future operating losses.

Provisions are measured at present value of management's best estimate of the expenditure required to settle the present obligation at the end of the reporting period. The discount rate used to determine the present value pre-text rate that reflect current market assessment of the time value of money and the risk specific to the liability.

(i) Cash and Cash Equivalents

In the cash flow statement, cash and cash equivalents include cash in hand, cheques in hand, demand deposits with banks and other short-term highly liquid investments with original maturities of three months or less. Bank overdrafts are shown within borrowings in current liabilities in the balance sheet.

(j) Trade receivables

Trade receivables are recognised initially at fair value, less provision for impairment.

(k) Financial Instruments

A financial instrument is any contract that gives rise to a financial asset of one entity and a financial liability or equity instrument of another entity.

(l) A. Financial assets

i. Classification

The Company shall classify financial assets as subsequently measured at amortised cost, fair value through OCI or fair value through profit or loss (Statement of Profit and Loss) on the basis of its business model for managing the financial assets and the contractual cash flow characteristics of the financial asset.

ii. Measurement

All financial assets are recognised initially at fair value

plus, in the case of financial assets not recorded at fair value through profit or loss (Statement of Profit and Loss), transaction costs that are attributable to the acquisition of the financial asset. Purchases or sales of financial assets that require delivery of assets within a time frame established by regulation or convention in the market place (regular way trades) are recognised on the trade date, i.e., the date that the Company commits to purchase or sell the asset.

iii. Debt instruments at amortised cost

A 'debt instrument' is measured at the amortised cost if both the following conditions are met:

- The asset is held within a business model whose objective is to hold assets for collecting contractual cash flows, and
- Contractual terms of the asset give rise to cash flows on specified dates that are solely payments of principal and interest (SPPI) on the principal amount outstanding.

After initial measurement, such financial assets are subsequently measured at amortised cost using the effective interest rate (EIR) method. Amortised cost is calculated by taking into account any discount or premium and fees or costs that are an integral part of the EIR. The EIR amortisation is included in finance income in the Statement of Profit and Loss. The losses arising from impairment are recognised in the Statement of Profit and Loss.

Debt instruments included within the fair value through profit and loss (FVTPL) category are measured at fair value with all changes recognized in the Statement of Profit and Loss.

iv. Derecognition

A financial asset is derecognised only when

- The Company has transferred the rights to receive cash flows from the financial asset or
- Retains the contractual rights to receive the cash flows of the financial asset, but assumes a contractual obligation to pay the cash flows to one or more recipients.

Where the entity has transferred an asset, the Company evaluates whether it has transferred substantially all risks and rewards of ownership of the financial asset. In such cases, the financial asset is derecognised. Where the entity has not transferred substantially all risks and rewards of ownership of the financial asset, the financial asset is not derecognised. Where the entity has neither transferred a financial asset nor retains substantially all

SCHEDULES

Notes Forming Part of the Financial Statements as of and for the year ended March 31, 2017

risks and rewards of ownership of the financial asset, the financial asset is derecognised if the Company has not retained control of the financial asset. Where the Company retains control of the financial asset, the asset is continued to be recognised to the extent of continuing involvement in the financial asset.

v. Impairment of financial assets

In accordance with Ind-AS 109, the Company applies expected credit loss (ECL) model for measurement and recognition of impairment loss on the following financial assets and credit risk exposure:

- a) Financial assets that are debt instruments, and are measured at amortised cost e.g., deposits, and bank balance
- b) Trade receivables

The Company follows 'simplified approach' for recognition of impairment loss allowance on:

- i) Trade receivables which do not contain a significant financing component
- ii) All lease receivables resulting from transactions

The application of simplified approach does not require the Company to track changes in credit risk. Rather, it recognises impairment loss allowance based on lifetime ECLs at each reporting date, right from its initial recognition.

For recognition of impairment loss on other financial assets and risk exposure, the Company determines that whether there has been a significant increase in the credit risk since initial recognition. If credit risk has not increased significantly, 12-month ECL is used to provide for impairment loss. However, if credit risk has increased significantly, lifetime ECL is used. If, in a subsequent period, credit quality of the instrument improves such that there is no longer a significant increase in credit risk since initial recognition, then the entity reverts to recognising impairment loss allowance based on 12-month ECL.

B. Financial liabilities

i. Classification

The Company classifies all financial liabilities as subsequently measured at amortised cost, except for financial liabilities at fair value through profit or loss (Statement of Profit and Loss). Such liabilities, including derivatives that are liabilities, shall be subsequently measured at fair value.

ii. Initial recognition and measurement

Financial liabilities are classified, at initial recognition, as financial liabilities at fair value through profit or loss (Statement of Profit and Loss), loans and borrowings,

payables, or as derivatives designated as hedging instruments in an effective hedge, as appropriate.

All financial liabilities are recognised initially at fair value.

The Company's financial liabilities include trade and other payables.

iii. Financial liabilities at fair value through Statement of Profit and Loss

Financial liabilities at fair value through profit or loss include financial liabilities held for trading and financial liabilities designated upon initial recognition as at fair value through profit or loss (Statement of Profit and Loss). Financial liabilities are classified as held for trading if they are incurred for the purpose of repurchasing in the near term. This category also includes derivative financial instruments entered into by the Company that are not designated as hedging instruments in hedge relationships as defined by Ind-AS 109. Separated embedded derivatives are also classified as held for trading unless they are designated as effective hedging instruments.

Gains or losses on liabilities held for trading are recognised in the Statement of Profit and Loss.

Financial liabilities designated upon initial recognition at fair value through profit or loss (Statement of Profit and Loss) are designated at the initial date of recognition, and only if the criteria in Ind-AS 109 are satisfied. For liabilities designated as Fair Value Through Profit and Loss (FVTPL), fair value gains/ losses attributable to changes in own credit risk are recognized in OCI. These gains/loss are not subsequently transferred to Statement of Profit and Loss. However, the Company may transfer the cumulative gain or loss within equity. All other changes in fair value of such liability are recognised in the Statement of profit and loss. The Company has not designated any financial liability as at fair value through Statement of Profit and Loss.

iv. Derecognition

A financial liability is derecognised when the obligation under the liability is discharged or cancelled or expires. When an existing financial liability is replaced by another from the same lender on substantially different terms, or the terms of an existing liability are substantially modified, such an exchange or modification is treated as the derecognition of the original liability and the recognition of a new liability. The difference in the respective carrying amounts is recognised in the Statement of Profit and Loss.

v. Offsetting of financial instruments

Financial assets and financial liabilities are offset and the net amount is reported in the balance sheet if there is a currently enforceable legal right to offset the recognised

SCHEDULES

Notes Forming Part of the Financial Statements as of and for the year ended March 31, 2017

amounts and there is an intention to settle on a net basis, to realise the assets and settle the liabilities simultaneously.

(m) Fair value measurement

'Fair value' is the price that would be received to sell an asset or paid to transfer a liability in an orderly transaction between market participants at the measurement date in the principal or, in its absence, the most advantageous market to which the Company has access at that date. The fair value of a liability reflects its non-performance risk. A number of the Company's accounting policies and disclosures require the measurement of fair values, for both financial and non-financial assets and liabilities. When one is available, the Company measures the fair value of an instrument using the quoted price in an active market for that instrument. A market is regarded as active if transactions for the asset or liability take place with sufficient frequency and volume to provide pricing information on an ongoing basis. If there is no quoted price in an active market, then the Company uses valuation techniques that maximise the use of relevant observable inputs and minimise the use of unobservable inputs. The chosen valuation technique incorporates all of the factors that market participants would take into account in pricing a transaction.

If an asset or a liability measured at fair value has a bid price and an ask price, then the Company measures assets and long positions at a bid price and liabilities and short positions at an ask price.

The best evidence of the fair value of a financial instrument on initial recognition is normally the transaction price – i.e. the fair value of the consideration given or received.

(n) Dividends

Provision is made for the amount of any dividend declared, being appropriately authorised and no longer at the discretion of the entity, on or before the end of the reporting period but not distributed at the end of the reporting period.

(o) Earnings per share

(i) Basic earnings per share

Basic earnings per share is calculated by dividing:

- the profit attributable to owners of the Company
- by the weighted average number of equity shares outstanding during the financial year, adjusted for bonus elements in equity shares issued during the year and excluding treasury shares (Refer note 25).

(ii) Diluted earnings per share

Diluted earnings per share adjusts the figures used in the determination of basic earnings per share to take into account:

- the after income tax effect of interest and other financing costs associated with dilutive potential equity shares, and
- the weighted average number of additional equity shares that would have been outstanding assuming the conversion of all dilutive potential equity shares. (Refer note 25).

(p) Segment Information

Operating segments are reported in a manner consistent with the internal reporting provided to the chief operating decision maker (Refer note 26).

(q) Rounding of amounts

All amounts disclosed in the financial statements and notes have been rounded off to the nearest thousands as per the requirement of Schedule III, unless otherwise stated.

SCHEDULES

Notes Forming Part of the Financial Statements as of and for the year ended March 31, 2017

4. PROPERTY, PLANT AND EQUIPMENT

[Refer Notes 3(a), 3(b) and 23]

in ₹ ('000)

| Description of Assets | GROSS BLOCK | | | | DEPRECIATION | | | | NET BLOCK |
|------------------------------|-------------------------------------|------------|-------------------------|--------------------------------------|-------------------------------------|--------------|--------------------------|--------------------------------------|--------------------------------------|
| | Opening Balance as at April 1, 2016 | Additions | Deductions/ Adjustments | Closing Balance as at March 31, 2017 | Opening Balance as at April 1, 2016 | For the year | Deductions / Adjustments | Closing Balance as at March 31, 2017 | Closing Balance as at March 31, 2017 |
| Tangible Assets | | | | | | | | | |
| Buildings | 4 | - | - | 4 | - | - | - | - | 4 |
| Office Equipment | 93 | 16 | - | 109 | 60 | 27 | - | 87 | 22 |
| Electrical Equipment | 590 | - | - | 590 | 86 | 86 | - | 172 | 418 |
| Computers | 316 | 337 | - | 653 | 70 | 123 | - | 193 | 460 |
| Furniture and Fixtures | 1,355 | - | - | 1,355 | 186 | 185 | - | 371 | 984 |
| Vehicles | 1,474 | - | - | 1,474 | 83 | 190 | - | 273 | 1,201 |
| Total Tangible Assets | 3,832 | 353 | - | 4,185 | 485 | 611 | - | 1,096 | 3,089 |

in ₹ ('000)

| Description of Assets | GROSS BLOCK | | | | DEPRECIATION | | | | NET BLOCK |
|------------------------------|-------------------------------------|--------------|-------------------------|--------------------------------------|-------------------------------------|--------------|-------------------------|--------------------------------------|--------------------------------------|
| | Opening Balance as at April 1, 2015 | Additions | Deductions/ Adjustments | Closing Balance as at March 31, 2016 | Opening Balance as at April 1, 2015 | For the Year | Deductions/ Adjustments | Closing Balance as at March 31, 2016 | Closing Balance as at March 31, 2016 |
| Tangible Assets | | | | | | | | | |
| Buildings | 4 | - | - | 4 | - | - | - | - | 4 |
| Office Equipment | 84 | 14 | 5 | 93 | - | 60 | - | 60 | 33 |
| Electrical Equipment | 590 | - | - | 590 | - | 86 | - | 86 | 504 |
| Computers | 308 | 8 | - | 316 | - | 70 | - | 70 | 246 |
| Furniture and Fixtures | 1,355 | - | - | 1,355 | - | 186 | - | 186 | 1,169 |
| Vehicles | 127 | 1,347 | - | 1,474 | - | 83 | - | 83 | 1,391 |
| Total Tangible Assets | 2,468 | 1,369 | 5 | 3,832 | - | 485 | - | 485 | 3,347 |

Note:

The Company has availed the deemed cost exemption in relation to the property plant and equipment on the date of transition and hence the net block carrying amount has been considered as the gross block carrying amount on that date. Refer note below for the gross block value and the accumulated depreciation on April 1, 2015 under the previous GAAP.

| DESCRIPTION | Buildings | Office Equipment | Electrical Equipment | Computers | Furniture and Fixtures | Vehicles | Total |
|--------------------------|-----------|------------------|----------------------|-----------|------------------------|----------|-------|
| Gross Block | 2,022 | 225 | 827 | 834 | 1,655 | 1,879 | 7,442 |
| Accumulated Depreciation | 2,018 | 141 | 237 | 526 | 300 | 1,752 | 4,974 |
| Net Block | 4 | 84 | 590 | 308 | 1,355 | 127 | 2,468 |

4 (a). OTHER INTANGIBLE ASSETS

[Refer Notes 3(a), 3(b) and 23]

in ₹ ('000)

| Description of Assets | GROSS BLOCK | | | | AMORTISATION | | | | NET BLOCK |
|--------------------------------|-------------------------------------|-----------|-------------------------|--------------------------------------|-------------------------------------|--------------|--------------------------|--------------------------------------|--------------------------------------|
| | Opening Balance as at April 1, 2016 | Additions | Deductions/ Adjustments | Closing Balance as at March 31, 2017 | Opening Balance as at April 1, 2016 | For the year | Deductions / Adjustments | Closing Balance as at March 31, 2017 | Closing Balance as at March 31, 2017 |
| Intangible Assets | | | | | | | | | |
| Computer Software | 269 | 29 | - | 298 | 28 | 50 | - | 78 | 220 |
| Total Intangible Assets | 269 | 29 | - | 298 | 28 | 50 | - | 78 | 220 |

SCHEDULES

Notes Forming Part of the Financial Statements as of and for the year ended March 31, 2017

in ₹ ('000)

| Description of Assets | GROSS BLOCK | | | | AMORTISATION | | | | NET BLOCK |
|--------------------------------|-------------------------------------|------------|-------------------------|--------------------------------------|-------------------------------------|--------------|-------------------------|--------------------------------------|--------------------------------------|
| | Opening Balance as at April 1, 2015 | Additions | Deductions/ Adjustments | Closing Balance as at March 31, 2016 | Opening Balance as at April 1, 2015 | For the Year | Deductions/ Adjustments | Closing Balance as at March 31, 2016 | Closing Balance as at March 31, 2016 |
| Intangible Assets: | | | | | | | | | |
| Computer Software | 46 | 223 | - | 269 | - | 28 | - | 28 | 241 |
| Total Intangible Assets | 46 | 223 | - | 269 | - | 28 | - | 28 | 241 |

Note:

The Company has availed the deemed cost exemption in relation to the property plant and equipment on the date of transition and hence the net block carrying amount has been considered as the gross block carrying amount on that date. Refer note below for the gross block value and the accumulated depreciation on April 1, 2015 under the previous GAAP.

| DESCRIPTION | Computer Software | Total |
|--------------------------|-------------------|-------|
| Gross Block | 96 | 96 |
| Accumulated Depreciation | 50 | 50 |
| Net Block | 46 | 46 |

| | As at March 31, 2017 in ₹ ('000) | As at March 31, 2016 in ₹ ('000) | As at April 1, 2015 in ₹ ('000) |
|--|--|--|---------------------------------------|
| 5 Non-current Investments | | | |
| [Refer Note 3(k)] | | | |
| In Government Securities - Unquoted National Saving Certificates (6 year NSCs - VIII issue) [Given as security to the Custom Authorities] | - | - | 50 |
| Total | - | - | 50 |
| 6 Other Non current Financial Assets | | | |
| Margin money deposit against Guarantees | 438 | 438 | 356 |
| Interest accrued but not due | 58 | 22 | 93 |
| Deposits | 225 | 265 | 265 |
| Total | 721 | 725 | 714 |
| 7 Deferred Tax Assets (Net) | | | |
| [Refer note 3(f)] | | | |
| Deferred Tax Assets | | | |
| Provision for Compensated Absences | 461 | 384 | 303 |
| Provision for Gratuity | 1,349 | 1,098 | 854 |
| Provision for Bonus | 166 | 105 | 46 |
| Others | - | - | 1,218 |
| | 1,976 | 1,587 | 2,421 |
| Deferred Tax Liability | | | |
| Property, Plant and Equipment and Other Intangible Assets | 206 | 131 | 98 |
| Total | 1,770 | 1,456 | 2,323 |

SCHEDULES

Notes Forming Part of the Financial Statements as of and for the year ended March 31, 2017

| | As at March 31, 2017 in ₹ ('000) | As at March 31, 2016 in ₹ ('000) | As at April 1, 2015 in ₹ ('000) |
|--|--|--|---------------------------------------|
| 8 Non-Current Tax Assets (Net) | | | |
| Opening balance | 91,354 | 65,996 | 39,485 |
| Less: Current tax payable for the year | 3,890 | 3,920 | 1,832 |
| Add: Taxes paid | 29,004 | 29,278 | 28,343 |
| Less: Refund Received | 56,532 | - | - |
| Closing balance | 59,936 | 91,354 | 65,996 |
| Advance income tax | 78,908 | 118,110 | 88,832 |
| Provision for tax | 18,972 | 26,756 | 22,836 |
| Advance income tax (Net of provision for tax) | 59,936 | 91,354 | 65,996 |
| 9 Current Investments | | | |
| [Refer Note 3(k)] | | | |
| In Government Securities - Unquoted National Saving Certificates (6 year NSCs - VIII issue) [Given as security to the Custom Authorities] | 50 | 50 | - |
| Total | 50 | 50 | - |
| 10 Trade Receivables | | | |
| (Unsecured, considered good) | | | |
| Trade Receivables | - | - | 8 |
| Receivables from related parties [Refer note 27(d)] | 29,337 | 100 | 740 |
| Total | 29,337 | 100 | 748 |
| 11 Cash And Cash Equivalents | | | |
| Balance with banks : | | | |
| In current accounts | 5,494 | 9,124 | 6,111 |
| Cash on Hand | 55 | 21 | 83 |
| Total | 5,549 | 9,145 | 6,194 |
| 12 Other Financial Assets | | | |
| (Unsecured, considered good) | | | |
| Interest accrued but not due on NSC | - | 27 | - |
| Interest accrued but due on NSC | 30 | - | - |
| Total | 30 | 27 | - |
| 13 Other Current Assets | | | |
| (Unsecured, considered good) | | | |
| Other advances | - | 21 | 16 |
| Rental deposits | 40 | - | 100 |
| Prepaid Expenses | 517 | 353 | 321 |

SCHEDULES

Notes Forming Part of the Financial Statements as of and for the year ended March 31, 2017

| | As at March 31, 2017 in ₹ ('000) | As at March 31, 2016 in ₹ ('000) | As at April 1, 2015 in ₹ ('000) |
|--------------------------------------|--|--|---------------------------------------|
| Advance to vendor | 2,419 | 5,988 | - |
| Other loans and advances: | | | |
| Balances with Government Authorities | 651 | - | 30 |
| Total | 3,627 | 6,362 | 467 |

14 Equity Share Capital

| | | | |
|--|--------------|--------------|--------------|
| Authorised 200,000 (March 31, 2016 : 200,000 and April 1, 2015 : 200,000) equity shares of ₹ 10 each | 2,000 | 2,000 | 2,000 |
| Issued, Subscribed and Paid up 110,000 (March 31, 2016 : 110,000 and April 1, 2015 : 110,000) equity shares of ₹ 10 each fully paid-up | 1,100 | 1,100 | 1,100 |
| Total | 1,100 | 1,100 | 1,100 |

a. Reconciliation of the number of shares

| | As at March 31, 2017 | | As at March 31, 2016 | | As at April 1, 2015 | |
|---|----------------------|-----------------------|----------------------|-----------------------|---------------------|-----------------------|
| | Number of shares | Amount ₹ In ('000) | Number of shares | Amount ₹ In ('000) | Number of shares | Amount ₹ In ('000) |
| Balance as at the beginning of the year | 110,000 | 1,100 | 110,000 | 1,100 | 110,000 | 1,100 |
| Additions/Deletions during the year | - | - | - | - | - | - |
| Balance as at the end of the year | 110,000 | 1,100 | 110,000 | 1,100 | 110,000 | 1,100 |

b. Rights, preferences and restrictions attached to equity shares

The Company has only one class of equity shares having a par value of ₹ 10 per share. Every share holder is entitled to participate in dividends. Each shareholder of equity shares is entitled to one vote per share.

The Company declares and pays dividend in Indian Rupees. The dividend proposed by the Board of Directors is subject to the approval of the shareholders in the ensuing Annual General Meeting, except in case of interim dividend which is approved by the Board of Directors.

In the event of liquidation, the equity share holders are eligible to receive the remaining assets of the Company after distribution of all preferential amounts, in proportion to their share holding.

c. Shares held by Holding Company

Out of the above equity shares issued by the Company, shares held by the Holding Company:

| | As at March 31, 2017 ₹ In ('000) | As at March 31, 2016 ₹ In ('000) | As at April 1, 2015 ₹ In ('000) |
|---|--|--|---------------------------------------|
| Blue Dart Express Limited, the Holding Company and its nominees 110,000 (March 31, 2016 : 110,000 and April 1, 2015 : 110,000) equity shares of ₹ 10 each fully paid up | 1,100 | 1,100 | 1,100 |

SCHEDULES

Notes Forming Part of the Financial Statements as of and for the year ended March 31, 2017

d. Details of shares held by shareholders holding more than 5% of the aggregate shares in the Company

| | As at March 31, 2017 | | As at March 31, 2016 | | As at April 1, 2015 | |
|---------------------------|----------------------|-----|----------------------|-----|---------------------|-----|
| | Number of shares | % | Number of shares | % | Number of shares | % |
| Blue Dart Express Limited | 110,000 | 100 | 110,000 | 100 | 110,000 | 100 |

15 OTHER EQUITY

Reserves and Surplus

| | As at March 31, 2017 in ₹ ('000) | As at March 31, 2016 in ₹ ('000) | As at April 1, 2015 in ₹ ('000) |
|----------------------------|-------------------------------------|-------------------------------------|------------------------------------|
| Securities Premium Reserve | 13,500 | 13,500 | 13,500 |
| General Reserve | 4,500 | 4,500 | 4,500 |
| Retained earnings | 30,376 | 23,131 | 13,072 |
| Total | 48,376 | 41,131 | 31,072 |

Securities Premium Reserve

Balance as at the end of the year

13,500 **13,500**

General Reserve

Balance as at the end of the year

4,500 **4,500**

Retained Earnings

| | | | |
|--|---------------|---------------|--|
| Balance as at the beginning of the year | 23,131 | 13,072 | |
| Add: Profit for the year | 7,410 | 10,191 | |
| Items of other comprehensive income recognised directly in retained earnings | | | |
| Actuarial loss arising from rereasurements of post employment benefit obligation | (165) | (132) | |
| Balance as at the end of the year | 30,376 | 23,131 | |
| Total | 48,376 | 41,131 | |

Nature and purpose of reserves:

Securities Premium Reserve

Securities Premium reserve is used to record the premium on shares. The reserve is utilised in accordance with the provisions of the act.

16 (a) Non-Current Employee Benefit Obligations

Provision for employee benefits:

| | As at March 31, 2017 in ₹ ('000) | As at March 31, 2016 in ₹ ('000) | As at April 1, 2015 in ₹ ('000) |
|--|-------------------------------------|-------------------------------------|------------------------------------|
| Provision for Gratuity [Refer notes 3(d), 3(h) and 22] | 4,016 | 3,270 | 2,665 |
| Provision for Compensated Absences [Refer notes 3(d), 3(h) and 22] | 1,108 | 922 | 738 |
| Total | 5,124 | 4,192 | 3,403 |

SCHEDULES

Notes Forming Part of the Financial Statements as of and for the year ended March 31, 2017

| | As at March 31, 2017 in ₹ ('000) | As at March 31, 2016 in ₹ ('000) | As at April 1, 2015 in ₹ ('000) |
|--|--|--|--|
| 16 (b) Current Employee Benefit Obligations | | | |
| Provision for employee benefits: | | | |
| Provision for Gratuity [Refer notes 3(d), 3(h) and 22] | 64 | 52 | 98 |
| Provision for Compensated Absences [Refer notes 3(d), 3(h) and 22] | 285 | 239 | 243 |
| Other Employee benefits obligations | 2,707 | 2,546 | 1,865 |
| Total | 3,056 | 2,837 | 2,206 |
| 17 Trade Payables | | | |
| Total outstanding dues of micro enterprises and small enterprises (Refer Note 30) | - | - | - |
| Total outstanding dues of creditors other than micro enterprises and small enterprises | 43,875 | 43,678 | 32,192 |
| Total | 43,875 | 43,678 | 32,192 |
| 18 Other Current Liabilities | | | |
| Statutory Dues (including Provident Fund, Employee State Insurance, Professional Tax and Tax deducted at Source) | 2,798 | 3,890 | 4,118 |
| Payable to Related Party (Refer Note 27(d)) | - | 15,979 | 4,915 |
| Total | 2,798 | 19,869 | 9,033 |
| 19 Revenue from Operations | | Year ended March 31, 2017 in ₹ ('000) | Year ended March 31, 2016 in ₹ ('000) |
| Income from Service Charges [Refer note 3(c)] | | 11,276 | 18,063 |
| Income from Commission [Refer note 3(c)] | | 38,612 | 35,587 |
| Total | | 49,888 | 53,650 |
| 20 Other Income [Refer note 3(c)] | | Year ended March 31, 2017 in ₹ ('000) | Year ended March 31, 2016 in ₹ ('000) |
| Interest on | | | |
| - Fixed deposits | | 62 | 38 |
| - Interest on income tax refund | | 7,894 | - |
| Dividend income | | - | 103 |
| Profit on Sale of Property, Plant and Equipment | | 2 | - |
| Miscellaneous Income | | - | 1 |
| Total | | 7,958 | 142 |

SCHEDULES

Notes Forming Part of the Financial Statements as of and for the year ended March 31, 2017

| | Year ended March 31, 2017 in ₹ ('000) | Year ended March 31, 2016 in ₹ ('000) |
|---|---|---|
| 21 Freight, Handling and Servicing Costs | | |
| Handling and clearing charges | 11,405 | 7,496 |
| Domestic network operating costs | 2,693 | 2,085 |
| Printing, stationery and consumables | 183 | 261 |
| Total | 14,281 | 9,842 |
| 22 Employee Benefits Expense | | |
| Salaries, Wages, Bonus and Leave Encashment | 25,112 | 22,754 |
| Contribution to provident and other funds | 1,132 | 1,038 |
| Gratuity | 532 | 450 |
| Staff welfare expenses | 253 | 259 |
| Total | 27,029 | 24,501 |

The Company has classified the various employee benefits provided to employees as under:

I Defined Contribution Plans

- a. Provident Fund
- b. State Defined Contribution Plans
 - i. Employers' Contribution to Employee's State Insurance
 - ii. Employers' Contribution to Employee's Pension Scheme 1995.

During the year the Company has recognised the following amounts in the Statement of Profit and Loss under "Contribution to provident and other funds" -

| | Year ended March 31, 2017 in ₹ ('000) | Year ended March 31, 2016 in ₹ ('000) |
|---|---|---|
| - Employers' Contribution to Provident Fund | 453 | 389 |
| - Employers' Contribution to Employee's State Insurance | 135 | 168 |
| - Employers' Contribution to Employee's Pension Scheme 1995 | 477 | 424 |

II Defined Benefit Plan

GRATUITY

A) The amounts recognised in the balance sheet and the movements in the net defined benefit obligation over the year are as follows:

| | Present value of obligation | "Fair value of plan assets" | "Net defined benefit (asset) /liability" |
|--|--------------------------------|--------------------------------|---|
| Balance as on April 1, 2016 | 3,322 | - | 3,322 |
| Interest Cost | 264 | - | 264 |
| Current Service Cost | 268 | - | 268 |
| Expected Return on Plan Assets | | - | |
| Total amount recognised in Statement of Profit and Loss | 532 | - | 532 |

SCHEDULES

Notes Forming Part of the Financial Statements as of and for the year ended March 31, 2017

| | Present value of obligation | "Fair value of plan assets" | "Net defined benefit (asset) /liability" |
|--|---|---|--|
| Remeasurements | | | |
| (Gain)/loss from change in demographic assumptions | - | | |
| (Gain)/loss from change in financial assumptions | 99 | - | 99 |
| Experience (gain)/losses | 150 | - | 150 |
| Total amount recognised in other comprehensive income | 249 | - | 249 |
| Benefits Paid | (23) | - | (23) |
| Contributions | | | |
| Balance as on March 31, 2017 | 4,080 | - | 4,080 |
| Balance as on April 1, 2015 | 2,763 | - | 2,763 |
| Interest Cost | 222 | - | 222 |
| Current Service Cost | 228 | - | 228 |
| Expected Return on Plan Assets | | | |
| Total amount recognised in Statement of Profit and Loss | 450 | - | 450 |
| Remeasurements | | | |
| (Gain)/loss from change in demographic assumptions | - | - | - |
| (Gain)/loss from change in financial assumptions | 20 | - | 20 |
| Experience (gain)/losses | 177 | - | 177 |
| Total amount recognised in other comprehensive income | 197 | - | 197 |
| Benefits Paid | (88) | - | (88) |
| Contributions | | | |
| Balance as on March 31, 2016 | 3,322 | - | 3,322 |
| | As at March 31, 2017 in ₹ ('000) | As at March 31, 2016 in ₹ ('000) | As at April 1, 2015 in ₹ ('000) |
| B) Reconciliation of Present Value of Defined Benefit Obligation and the Fair value of Assets | | | |
| Present Value of funded obligation as at the year end | 4,080 | 3,322 | 2,763 |
| Fair Value of Plan Assets as at the end of the year | - | - | - |
| Funded Status | (4,080) | (3,322) | (2,763) |
| Present Value of unfunded Obligation as at the year end | (4,080) | (3,322) | (2,763) |
| Unrecognised Actuarial (gains)/losses | NIL | NIL | NIL |
| Unfunded Net Liability Recognised in Balance Sheet | (4,080) | (3,322) | (2,763) |
| C) Amount recognised in the Balance Sheet | | | |
| Present Value of Obligation at the end of the year | (4,080) | (3,322) | (2,763) |
| Fair value of plan assets | NIL | NIL | NIL |
| Liability recognised in the Balance Sheet | (4,080) | (3,322) | (2,763) |

SCHEDULES

Notes Forming Part of the Financial Statements as of and for the year ended March 31, 2017

- D) i) Valuations in respect of gratuity have been carried out by an independent actuary, as at the Balance Sheet date, based on the following assumptions.

| | As at March 31, 2017 | As at March 31, 2016 | As at April 1, 2015 |
|---|-------------------------|-------------------------|------------------------|
| Discount Rate (per annum) | 7.66% | 7.96% | 8.03% |
| Rate of increase in Compensation levels (refer note below) | 6.75% | 6.75% | 6.75% |
| Rate of Return on Plan Assets | Nil | Nil | Nil |
| Expected Average remaining working lives of employees (years) | 20 | 20 | 20 |
| Attrition rate | 1% | 1% | 1% |

Note: The estimates of future salary increases, considered in actuarial valuation, takes into account, inflation, seniority, promotions and other relevant factors, such as demand and supply in the employment market.

- ii) Sensitivity analysis

Reasonably possible changes at the reporting date to one of the relevant actuarial assumptions, holding other assumptions constant, would have affected the defined benefit obligation by the amounts shown below.

| | Impact on defined benefit obligation (In ₹ ('000)) | | | |
|---------------------------------------|---|----------|----------------------|----------|
| | As at March 31, 2017 | | As at March 31, 2016 | |
| | Increase | Decrease | Increase | Decrease |
| Discount rate (0.5 % movement) | (163) | 175 | (138) | 148 |
| Future salary growth (0.5 % movement) | 175 | (165) | 149 | (140) |
| Employee turnover (0.5 % movement) | 10 | (11) | 12 | (13) |

Although the analysis does not take account of the full distribution of cash flows expected, it does provide an approximation of the sensitivity of the assumptions shown.

| | As at March 31, 2017 in ₹ ('000) | As at March 31, 2016 in ₹ ('000) | As at April 1, 2015 in ₹ ('000) |
|--|--|--|---------------------------------------|
| Recognised under: | | | |
| Non Current Employee Benefits Obligation [Refer note 16 (a)] | 4016 | 3,270 | 2,665 |
| Current Employee Benefits Obligation [Refer note 16(b)] | 64 | 52 | 98 |
| | 4080 | 3322 | 2763 |
| III Compensated Absences | | | |
| The liabilities for Compensated Absences as at year end (Refer note 16(a) and 16(b)) | 1,393 | 1,161 | 981 |

SCHEDULES

Notes Forming Part of the Financial Statements as of and for the year ended March 31, 2017

| | Year ended March 31, 2017 in ₹ ('000) | Year ended March 31, 2016 in ₹ ('000) |
|---|---|---|
| 23 Depreciation and Amortisation expense | | |
| Depreciation on Tangible assets | 611 | 485 |
| Amortisation on Intangible assets | 50 | 28 |
| Total | 661 | 513 |
| 24 Other Expenses | | |
| Legal and Professional charges | 1,636 | 707 |
| Payment to Auditors: | | |
| - Statutory Audit fees | 300 | 300 |
| - Tax Audit fees | 100 | 100 |
| - Reimbursement of Expenses | 13 | 18 |
| Office expenses | 192 | 303 |
| Rent [Refer note 3(e)] | - | 60 |
| Electricity | 300 | 263 |
| Communication expenses | 331 | 315 |
| Rates and taxes | 78 | 34 |
| Repairs and maintenance - others | 112 | 132 |
| Travelling and conveyance | 1,280 | 1,265 |
| Insurance | 463 | 396 |
| Total | 4,805 | 3,893 |
| 25 Earnings Per Share (EPS) (Refer Note 3(o)) | | |
| Profit for the year (in ₹ '000) | 7,410 | 10,191 |
| Weighted Average number of Equity shares (Nos.) | 110,000 | 110,000 |
| Basic and Diluted Earnings per share (in ₹) | 67.36 | 92.65 |
| Face value per Equity share (in ₹) | 10 | 10 |

26 Segment Reporting

The Company has only one operating segment , which is clearing and forwarding of time sensitive shipments. All assets of the Company are domiciled in India and the Company earns entire revenue from its operation in India.

27 Related Party Disclosures

a) Enterprises where control exists

- i) Blue Dart Express Limited - Holding Company
- ii) Deutsche Post AG, Germany - Ultimate Holding Company

b) Related party relationships where transactions have taken place during the year

- i) Blue Dart Express Limited - Holding Company
- ii) Blue Dart Aviation Limited - Fellow Subsidiary

SCHEDULES

Notes Forming Part of the Financial Statements as of and for the year ended March 31, 2017

| | Year ended March 31, 2017 in ₹ ('000) | Year ended March 31, 2016 in ₹ ('000) |
|---|---|---|
| c) Transactions with related parties during the year : | | |
| (i) With Holding Company | | |
| Blue Dart Express Limited | | |
| Recoveries towards air freight, etc. | (1,279,521) | (1,087,414) |
| (ii) With Fellow Subsidiary | | |
| Blue Dart Aviation Limited | | |
| Reimbursement of expenses | (13,585) | (9,736) |
| Service Charges | (1,555) | (1,232) |

d) Related party balances at the year :

| | As at March 31, 2017 in ₹ ('000) | As at March 31, 2016 in ₹ ('000) | As at April 1, 2015 in ₹ ('000) |
|---|--|--|---------------------------------------|
| Receivable /(Payable) from Holding Company | | | |
| Blue Dart Express Limited | 27,997 | (15,979) | (4,915) |
| Blue Dart Aviation Limited | 1,340 | 100 | 740 |

28 Disclosure on Specified Bank Notes (SBN)

During the year, the Company had specified bank notes or other denomination notes as defined in the MCA notification G.S.R. 308(E) dated March 31, 2017. The details of Specified Bank Notes (SBN) held and transacted during the period from November 8, 2016 to December, 30 2016, the denomination wise SBNs and other notes as per the notification is given below:

| Particular | in ₹ ('000) | | |
|---|--------------------------|-------------|-------|
| | Specified Bank Notes* | Other notes | Total |
| Closing cash in hand as on November 8, 2016 | 47 | 23 | 70 |
| Add : Receipts for permitted transactions | - | 270 | 270 |
| Less : Paid for permitted transactions | 4 | 231 | 235 |
| Less : Deposited in bank accounts | 43 | - | 43 |
| Closing cash in hand as on December 30, 2016 | - | 62 | 62 |

* For the purposes of this note, the term 'Specified Bank Notes' shall have the same meaning provided in the notification of the Government of India, in the Ministry of Finance, Department of Economic Affairs number S.O. 3407(E), dated the November 8, 2016.

29 LEASE DISCLOSURE

Company has entered into various cancellable leasing arrangements for motor cars and official/residential premises. The lease rentals for motor cars of ₹ 897 ('000) [Previous year ₹ 863 ('000)] and the lease rentals for residential premises ₹ 516 ('000) [Previous year ₹ 480 ('000)] has been included under the head "Employee Benefits Expense - Salaries, Bonus and Leave Encashment" under Note 22 forming part of the Statement of Profit and Loss. Lease rentals for official premises of ₹ Nil [Previous year ₹ 60 ('000)] has been included under the head "Other Expenses - Rent" under Note 24 forming part of the Statement of Profit and Loss.

SCHEDULES

Notes Forming Part of the Financial Statements as of and for the year ended March 31, 2017

30 DUES TO MICRO AND SMALL ENTERPRISES

There are no Micro and Small Enterprises, to whom the Company owes dues, which are outstanding for more than 45 days at the Balance Sheet date. The Micro and Small Enterprises have been identified on the basis of the information available with the Company.

31 Financial instruments – fair values and risk management

A Accounting classification and fair values

The following table shows the carrying amounts and fair values of financial assets and financial liabilities, including their levels in the fair value hierarchy. It does not include fair value information for financial assets and financial liabilities if the carrying amount is a reasonable approximation of fair value.

| | | Carrying amount | | | | Fair value disclosure | | | |
|---------------------------------|----------|-----------------|--------|----------------|---------------|---|---|---|---------------|
| March 31, 2017 | Note No. | FVTPL | FVTOCI | Amortised Cost | Total | Quoted prices in active markets (Level 1) | Significant observable inputs (Level 2) | Significant unobservable inputs (Level 3) | Total |
| Financial assets | | | | | | | | | |
| (i) Investments | 5 and 9 | - | - | 50 | 50 | - | 50 | - | 50 |
| (ii) Trade Receivables | 10 | - | - | 29,337 | 29,337 | - | - | 29,337 | 29,337 |
| (iii) Cash and cash equivalents | 11 | - | - | 5,549 | 5,549 | - | - | 5,549 | 5,549 |
| (iv) Deposits | 6 and 13 | - | - | 265 | 265 | - | - | 265 | 265 |
| (v) Other financial assets | 6 and 12 | - | - | 526 | 526 | - | - | 526 | 526 |
| | | - | - | 35,727 | 35,727 | - | 50 | 35,677 | 35,727 |
| Financial liabilities | | | | | | | | | |
| (i) Trade payables | 17 | - | - | 43,875 | 43,875 | - | - | 43,875 | 43,875 |
| | | - | - | 43,875 | 43,875 | - | - | 43,875 | 43,875 |

in ₹ ('000)

| | | Carrying amount | | | | Fair value disclosure | | | |
|---------------------------------|----------|-----------------|--------|----------------|---------------|---|---|---|---------------|
| March 31, 2016 | Note No. | FVTPL | FVTOCI | Amortised Cost | Total | Quoted prices in active markets (Level 1) | Significant observable inputs (Level 2) | Significant unobservable inputs (Level 3) | Total |
| Financial assets | | | | | | | | | |
| (i) Investments | 5 and 9 | - | - | 50 | 50 | - | 50 | - | 50 |
| (ii) Trade Receivables | 10 | - | - | 100 | 100 | - | - | 100 | 100 |
| (iii) Cash and cash equivalents | 11 | - | - | 9,145 | 9,145 | - | - | 9,145 | 9,145 |
| (iv) Deposits | 6 and 13 | - | - | 265 | 265 | - | - | 265 | 265 |
| (v) Other financial assets | 6 and 12 | - | - | 487 | 487 | - | - | 487 | 487 |
| | | - | - | 10,047 | 10,047 | - | 50 | 9,997 | 10,047 |
| Financial liabilities | | | | | | | | | |
| (i) Trade payables | 17 | - | - | 43,678 | 43,678 | - | - | 43,678 | 43,678 |
| | | - | - | 43,678 | 43,678 | - | - | 43,678 | 43,678 |

SCHEDULES

Notes Forming Part of the Financial Statements as of and for the year ended March 31, 2017

in ₹ ('000)

| April 1, 2015 | Note No. | Carrying amount | | | | Fair value disclosure | | | |
|---------------------------------|----------|-----------------|--------|----------------|---------------|---|---|---|---------------|
| | | FVTPL | FVTOCI | Amortised Cost | Total | Quoted prices in active markets (Level 1) | Significant observable inputs (Level 2) | Significant unobservable inputs (Level 3) | Total |
| Financial assets | | | | | | | | | |
| (i) Investments | 5 and 9 | - | - | 50 | 50 | - | 50 | - | 50 |
| (ii) Trade Receivables | 10 | - | - | 748 | 748 | - | - | 748 | 748 |
| (iii) Cash and cash equivalents | 11 | - | - | 6,194 | 6,194 | - | - | 6,194 | 6,194 |
| (iv) Deposits | 6 and 13 | - | - | 365 | 365 | - | - | 365 | 365 |
| (v) Other financial assets | 6 and 12 | - | - | 449 | 449 | - | - | 449 | 449 |
| | | - | - | 7,806 | 7,806 | - | 50 | 7,756 | 7,806 |
| Financial liabilities | | | | | | | | | |
| (i) Trade payables | 17 | - | - | 32,192 | 32,192 | - | - | 32,192 | 32,192 |
| | | - | - | 32,192 | 32,192 | - | - | 32,192 | 32,192 |

Level 1: Level 1 hierarchy includes financial instruments measured using quoted prices. This includes listed debt instruments that have quoted price. The fair value of all debt instruments which are traded in the stock exchanges is valued using the closing price as at the reporting period.

Level 2: The fair value of financial instruments that are not traded in an active market (for example, traded bonds, over-the-counter derivatives) is determined using valuation techniques which maximise the use of observable market data and rely as little as possible on entity-specific estimates. If all significant inputs required to fair value an instrument are observable, the instrument is included in level.

Level 3: If one or more of the significant inputs is not based on observable market data, the instrument is included in level 3. This is the case for unlisted equity securities, contingent consideration and indemnification asset included in level 3.

B Financial Risk management

i) Risk management framework

The Company's activities expose it to a variety of financial risks, including market risk, credit risk and liquidity risk. The Company's primary risk management focus is to minimize potential adverse effects of market risk on its financial performance. The Company's risk management assessment and policies and processes are established to identify and analyze the risks faced by the Company, to set appropriate risk limits and controls, and to monitor such risks and compliance with the same. Risk assessment and management policies and processes are reviewed regularly to reflect changes in market conditions and the Company's activities. The Board of Directors and the management is responsible for overseeing the Company's risk assessment and management policies and processes.

ii) Credit Risk

Credit risk is the risk of financial loss to the Company if a customer or counterparty to a financial instrument fails to meet its contractual obligations, and arises principally from the Company's receivables from customers. Credit risk is managed through credit approvals, establishing credit limits and continuously monitoring the creditworthiness of customers to which the Company grants credit terms in the normal course of business. The Company establishes an allowance for doubtful debts and impairment that represents its estimate of incurred losses in respect of trade and other receivables and investments.

Trade and other receivables

The Company's exposure to credit risk is influenced mainly by the individual characteristics of each customer. The demographics of the customer, including the default risk of the industry and country in which the customer operates, also has an influence on credit risk assessment.

SCHEDULES

Notes Forming Part of the Financial Statements as of and for the year ended March 31, 2017

Concentrations of credit risk with respect to trade receivables are limited, due to the Company's customer base being small and consist of mainly related parties and also on account of realisation of receivables within six months. All trade receivables are reviewed and assessed for default on a regular basis.

Cash and Cash Equivalents

The Company held Cash and Cash Equivalents with credit worthy banks and financial institutions of ₹ 5,494 ('000), ₹ 9,124 ('000) and ₹ 6,111 ('000) Lakhs as at March 31, 2017, March 31, 2016 and April 1, 2015 respectively. The credit worthiness of such banks and financial institutions is evaluated by the management on an ongoing basis and is considered to be good.

Security deposits given to lessors

The Company has given security deposit to lessors for premises leased for accommodation by the employees as at March 31, 2017 and as at March 31, 2016. The credit worthiness of such lessors is evaluated by the management on an ongoing basis and is considered to be good.

iii) Liquidity risk

Liquidity risk is the risk that the Company will not be able to meet its financial obligations as they become due. The Company manages its liquidity risk by ensuring, as far as possible, that it will always have sufficient liquidity to meet its liabilities when due, under both normal and stressed conditions, without incurring unacceptable losses or risk to the Company's reputation.

The net-worth of the Company as on March 31, 2017, March 31, 2016 and April 1, 2015 is ₹ 49,476 ('000), ₹ 42,231 ('000) and ₹ 32,172 ('000) respectively. Further, there is continued support from Blue Dart Express Limited, the Holding Company, to provide financial support to the Company to meet its financial obligations, as and when they fall due for a period not less than twelve months from the date of signing the Financial Statements.

Exposure to liquidity risk

The following are the remaining contractual maturities of financial liabilities at the reporting date. The amounts are gross and undiscounted, and exclude the impact of netting agreements.

| March 31, 2017 | Carrying amount | Total | Contractual cash flows | | | in ₹ ('000) |
|---|-----------------|---------------|------------------------|-----------|-----------|-------------------|
| | | | 0-1 year | 1-2 years | 2-5 years | More than 5 years |
| Non-derivative financial liabilities | | | | | | |
| Trade and other payables | 43,875 | 43,875 | 43,875 | - | - | - |
| Other financial liabilities | - | - | - | - | - | - |
| Total | 43,875 | 43,875 | 43,875 | - | - | - |

| March 31, 2016 | Carrying amount | Total | Contractual cash flows | | | in ₹ ('000) |
|---|-----------------|---------------|------------------------|-----------|-----------|-------------------|
| | | | 0-1 year | 1-2 years | 2-5 years | More than 5 years |
| Non-derivative financial liabilities | | | | | | |
| Trade and other payables | 43,678 | 43,678 | 43,678 | - | - | - |
| Other financial liabilities | - | - | - | - | - | - |
| Total | 43,678 | 43,678 | 43,678 | - | - | - |

SCHEDULES

Notes Forming Part of the Financial Statements as of and for the year ended March 31, 2017

| April 1, 2015 | Carrying amount | Total | Contractual cash flows | | | | in ₹ ('000) |
|---|-----------------|---------------|------------------------|-----------|-----------|-------------------|-------------|
| | | | 0-1 year | 1-2 years | 2-5 years | More than 5 years | |
| Non-derivative financial liabilities | | | | | | | |
| Trade and other payables | 32,192 | 32,192 | 32,192 | - | - | - | - |
| Other financial liabilities | - | - | - | - | - | - | - |
| Total | 32,192 | 32,192 | 32,192 | - | - | - | - |

iv) Market risk

Market risk is the risk of loss of future earnings, fair values or future cash flows that may result from adverse changes in market rates and prices (such as interest rates and foreign currency exchange rates) or in the price of market risk-sensitive instruments as a result of such adverse changes in market rates and prices. Market risk is attributable to all market risk-sensitive financial instruments, all foreign currency receivables and payables and all short term and long-term debt. The Company is exposed to market risk primarily related to foreign exchange rate risk and interest rate risk. Thus, the Company's exposure to market risk is a function of investing and borrowing activities and its revenue generating and operating activities.

(a) Interest rate risk

Interest rate risk is the risk that the fair value or future cash flows of a financial instrument will fluctuate because of changes in market interest rates.

(b) Currency risk

The fluctuation in foreign currency exchange rates may have potential impact on the Statement of Profit and Loss and equity, where any transaction references more than one currency or where assets/liabilities are denominated in a currency other than the functional currency of the entity.

32 Tax expense

A. Amounts recognised in Statement of Profit and Loss

| | For the Year ended March 31, 2017 in ₹ ('000) | For the Year ended March 31, 2016 in ₹ ('000) |
|---|--|--|
| Current income tax | 3,890 | 3,920 |
| Deferred income tax liability / (asset), net | | |
| Origination and reversal of temporary differences | (230) | 932 |
| Deferred tax (benefit) / expense | (230) | 932 |
| Tax expense for the year | 3,660 | 4,852 |

B. Reconciliation of effective tax rate

| | As at March 31, 2017 in ₹ ('000) | As at March 31, 2016 in ₹ ('000) |
|--|--|--|
| Profit before tax | 11,070 | 15,043 |
| Tax using the Company's domestic tax rate (Current year 33.06% and Previous Year 33.06%) | 3,660 | 4,974 |
| Tax effect of amounts which are not deductible (taxable) in calculating taxable income: | | |
| Less Tax Effect of: | | |
| Dividend from Mutual Funds | - | (34) |
| Others | - | (88) |
| | 3,660 | 4,852 |

SCHEDULES

Notes Forming Part of the Financial Statements as of and for the year ended March 31, 2017

C. Movement in deferred tax balances

| | March 31, 2017 | | | | in ₹ ('000) | | |
|---|-------------------------------------|---|----------------------|----------|--|-----------------------|---------------------------|
| | Net balance March 31, 2016 | Recognised in Statement of Profit and Loss | Recognised in OCI | Others | Net deferred tax (asset)/ liability | Deferred tax asset | Deferred tax liability |
| Deferred tax liability | | | | | | | |
| Property, Plant and Equipment | 131 | 75 | - | - | 206 | - | 206 |
| Deferred tax asset | | | | - | | | |
| Provision for Compensated Absences | (384) | (77) | - | - | (461) | (461) | - |
| Provision for Gratuity | (1,033) | (167) | - | - | (1,200) | (1,200) | - |
| Provision for Bonus | (105) | (61) | - | - | (166) | (166) | - |
| Remeasurements of defined benefit plans | (65) | | (84) | - | (149) | (149) | - |
| Tax assets (Liabilities) | (1,456) | (230) | (84) | - | (1,770) | (1,976) | 206 |

| | March 31, 2016 | | | | in ₹ ('000) | | |
|---|------------------------------------|---|----------------------|----------|--|-----------------------|---------------------------|
| | Net balance April 1, 2015 | Recognised in Statement of Profit and Loss | Recognised in OCI | Others | Net deferred tax (asset)/ liability | Deferred tax asset | Deferred tax liability |
| Deferred tax liability | | | | | | | |
| Property, Plant and Equipment | 98 | 33 | - | - | 131 | - | 131 |
| Deferred tax asset | | | | - | | | |
| Provision for Compensated Absences | (303) | (81) | - | - | (384) | (384) | - |
| Provision for Gratuity | (854) | (179) | - | - | (1,033) | (1,033) | - |
| Provision for Bonus | (46) | (59) | - | - | (105) | (105) | - |
| Remeasurements of defined benefit plans | - | - | (65) | - | (65) | (65) | - |
| Others | (1,218) | 1,218 | - | - | - | - | - |
| Tax assets (Liabilities) | (2,323) | 932 | (65) | - | (1,456) | (1,587) | 131 |

The Company offsets tax assets and liabilities if and only if it has a legally enforceable right to set off current tax assets and current tax liabilities and the deferred tax assets and deferred tax liabilities relate to income taxes levied by the same tax authority.

Significant management judgement is required in determining provision for income tax, deferred income tax assets and liabilities and recoverability of deferred income tax assets. The recoverability of deferred income tax assets is based on estimates of taxable income and the period over which deferred income tax assets will be recovered. Any changes in future taxable income would impact the recoverability of deferred tax assets.

33 Capital Management

The Company's objective for Capital Management is to maximise shareholder's value, support the strategic objectives of the Company. The Company determines the capital requirements based on its financial performance, operating and long term investment plans. The funding requirements are met through operating cash flows generated.

SCHEDULES

Notes Forming Part of the Financial Statements as of and for the year ended March 31, 2017

34 Transition to Ind AS:

These are the Company's first financial statements prepared in accordance with Ind AS.

For the purposes of reporting as set out in Note 2, we have transitioned our basis of accounting from Indian generally accepted accounting principles ("IGAAP") to Ind AS. The accounting policies set out in Note 3 have been applied in preparing the financial statements for the year ended March 31, 2016 and in the preparation of an opening Ind AS balance sheet at April 1, 2015 (the "transition date").

In preparing our opening Ind AS balance sheet, we have adjusted amounts reported in financial statements prepared in accordance with IGAAP. An explanation of how the transition from IGAAP to Ind AS has affected our financial performance, cash flows and financial position is set out in the following tables and the notes that accompany the tables. On transition, we did not revise estimates previously made under IGAAP except where required by Ind AS.

A. Exemptions and exceptions availed

Set out below are the applicable Ind AS 101 optional exemptions and mandatory exceptions applied in the transition from Indian GAAP to Ind AS.

Ind AS optional exemptions

1. Deemed Cost

Ind AS 101 permits a first time adopter to elect to continue with the carrying value for all of its property, plant and equipment as recognised in the financial statements as at the date of transition to Ind AS, measured as per the previous GAAP and use that as its deemed cost as at the date of transition after making necessary adjustments for de-commissioning liabilities. This exemption can also be used for intangible assets covered by Ind AS 38 Intangible Assets and investment property covered by Ind AS 40 Investment Properties.

Accordingly, the company has elected to measure all of its property, plant and equipment and intangible assets at their previous GAAP carrying value.

Ind AS mandatory exceptions

1. Estimates

An entity's estimates in accordance with Ind AS at the date of transition to Ind AS shall be consistent with estimates made for the same date in accordance with previous GAAP (after adjustments to reflect any difference in accounting policies), unless there is objective evidence that those estimates were in error.

Ind AS estimates as at April 1, 2015 are consistent with the estimates as at the same date made in conformity with previous GAAP.

B. Reconciliations between previous GAAP and Ind AS

Ind AS 101 requires an entity to reconcile equity and total comprehensive income for prior periods. The following tables represent the reconciliations from previous GAAP to Ind AS.

Reconciliation of equity as at transition date (April 1, 2015)* in ₹ ('000)

| | Notes to first time adoption | Indian GAAP | Adjustments | Ind AS |
|-------------------------------|------------------------------|-------------|-------------|--------|
| ASSETS | | | | |
| NON-CURRENT ASSETS | | | | |
| Property, plant and equipment | | 2,468 | - | 2,468 |
| Other Intangible Assets | | 46 | - | 46 |
| Financial assets | | | | |
| Investments | | 50 | - | 50 |
| Others Financial Assets | | 714 | - | 714 |

SCHEDULES

Notes Forming Part of the Financial Statements as of and for the year ended March 31, 2017

| | | Indian GAAP | Adjustments | Ind AS |
|--------------------------------|------------------------------|---------------|----------------|---------------|
| | Notes to first time adoption | | | in ₹ ('000) |
| Deffered tax assets (net) | 4 | 1,105 | 1,218 | 2,323 |
| Non - Current tax assets (net) | | 65,996 | - | 65,996 |
| | | 70,379 | 1,218 | 71,597 |
| CURRENT ASSETS | | | | |
| Financial assets | | | | |
| Investments | | - | - | - |
| Trade Receivables | | 748 | - | 748 |
| Cash and Cash Equivalents | | 6,194 | - | 6,194 |
| Others Financial Assets | | - | - | - |
| Other Current Assets | | 467 | - | 467 |
| | | 7,409 | - | 7,409 |
| TOTAL | | 77,788 | 1,218 | 79,006 |
| EQUITY AND LIABILITIES | | | | |
| EQUITY | | | | |
| Equity Share Capital | | 1,100 | - | 1,100 |
| Other Equity | 2, 3 and 4 | 33,538 | (2,466) | 31,072 |
| | | 34,638 | (2,466) | 32,172 |
| NON-CURRENT LIABILITIES | | | | |
| Employee benefits obligations | | 3,403 | - | 3,403 |
| | | 3,403 | - | 3,403 |
| CURRENT LIABILITIES | | | | |
| Financial liabilities | | | | |
| Trade payables | | 32,192 | - | 32,192 |
| Other Current Liabilities | 3 | 6,934 | 2,099 | 9,033 |
| Employee Benefit Obligations | 3 | 621 | 1,585 | 2,206 |
| | | 39,747 | 3,684 | 43,431 |
| TOTAL | | 77,788 | 1,218 | 79,006 |

*The previous GAAP figures have been reclassified to conform to Ind AS presentation requirements for the purpose of this note.

| Reconciliation of equity as at transition date (March 31, 2016)* | | | | in ₹ ('000) |
|--|------------------------------|--------------|-------------|-------------|
| | Notes to first time adoption | Previos GAAP | Adjustments | Ind AS |
| ASSETS | | | | |
| NON-CURRENT ASSETS | | | | |
| Property, plant and equipment | | 3,347 | - | 3,347 |
| Other Intangible Assets | | 241 | - | 241 |
| Financial assets | | | | |
| Others Financial Assets | | 725 | - | 725 |

SCHEDULES

Notes Forming Part of the Financial Statements as of and for the year ended March 31, 2017

| | Notes to first time adoption | Previous GAAP | Adjustments | in ₹ ('000) Ind AS |
|--------------------------------|---------------------------------|----------------|-------------|-----------------------|
| Deffered tax assets (net) | | 1,456 | - | 1,456 |
| Non - Current tax assets (net) | | 91,354 | - | 91,354 |
| | | 97,123 | - | 97,123 |
| CURRENT ASSETS | | | | |
| Financial assets | | | | |
| Investments | | 50 | - | 50 |
| Trade Receivables | | 100 | - | 100 |
| Cash and Cash Equivalents | | 9,145 | - | 9,145 |
| Others Financial Assets | | 27 | - | 27 |
| Other Current Assets | | 6,362 | - | 6,362 |
| | | 15,684 | - | 15,684 |
| TOTAL | | 112,807 | - | 112,807 |
| EQUITY AND LIABILITIES | | | | |
| EQUITY | | | | |
| Equity Share Capital | | 1,100 | - | 1,100 |
| Other Equity | | 41,131 | - | 41,131 |
| | | 42,231 | - | 42,231 |
| NON-CURRENT LIABILITIES | | | | |
| Employee benefits obligations | | 4,192 | - | 4,192 |
| | | 4,192 | - | 4,192 |
| CURRENT LIABILITIES | | | | |
| Financial liabilities | | | | |
| Trade payables | | 43,678 | - | 43,678 |
| Other Current Liabilities | | 19,869 | - | 19,869 |
| Employee Benefit Obligations | | 2,837 | - | 2,837 |
| | | 66,384 | - | 66,384 |
| TOTAL | | 112,807 | - | 112,807 |

*The previous GAAP figures have been reclassified to conform to Ind AS presentation requirements for the purpose of this note.

| Reconciliation of total comprehensive income for the year ended March 31, 2016* | | | | in ₹ ('000) |
|---|---------------------------------|---------------|-------------|---------------|
| | Notes to first time adoption | Previous GAAP | Adjustments | Ind AS |
| INCOME | | | | |
| Revenue from Operations | | 53,650 | - | 53,650 |
| Other Income | | 142 | - | 142 |
| Total Income | | 53,792 | - | 53,792 |
| EXPENSES | | | | |
| Freight, Handling and Servicing Costs | 1 and 3 | 9,842 | - | 9,842 |
| Employee Benefits Expense | | 26,283 | (1,782) | 24,501 |

SCHEDULES

Notes Forming Part of the Financial Statements as of and for the year ended March 31, 2017

| | | | | in ₹ ('000) |
|---|---------------------------------|---------------|----------------|---------------|
| | Notes to first time adoption | Previos GAAP | Adjustments | Ind AS |
| Depreciation and Amortisation Expense | | 513 | - | 513 |
| Other Expenses | 3 | 5,992 | (2,099) | 3,893 |
| Total Expenses | | 42,630 | (3,881) | 38,749 |
| PROFIT BEFORE TAX | | 11,162 | 3,881 | 15,043 |
| Tax expense: | | | | |
| Current tax | | 3,920 | - | 3,920 |
| Deferred tax | 4 | (351) | 1,283 | 932 |
| PROFIT FOR THE YEAR | | 7,593 | 2,598 | 10,191 |
| OTHER COMPREHENSIVE INCOME | | | | |
| Items that will not be reclassified to Statement of profit or loss | 1 | - | 197 | 197 |
| Income tax relating to items that will not be reclassified to Statement of profit or loss | 4 | - | (65) | (65) |
| Total comprehensive income for the period | | 7,593 | 2,466 | 10,059 |

*The previous GAAP figures have been reclassified to conform to Ind AS presentation requirements for the purpose of this note.

Equity reconciliation:

Reconciliation of Equity as at April 1, 2015

| | | | in ₹ ('000) |
|---|--------------------------------|----------------|-------------|
| Particulars | Note to first time adoption | Amount | |
| Total equity as per previous GAAP audited financials as at April 1, 2015 | | 34,638 | |
| Ind AS adjustments: | | | |
| Prior period adjustments | 3 | (3,684) | |
| Deffered tax impact on the above adjustment | 4 | 1,218 | |
| Total: | | (2,466) | |
| Total equity as per Ind AS as at April 1, 2015 | | 32,172 | |

*The previous GAAP figures have been reclassified to conform to Ind AS presentation requirements for the purpose of this note.

Reconciliation of total comprehensive income for the year ended March 31, 2016

| | | | in ₹ ('000) |
|---|--------------------------------|---------------|-------------|
| Particulars | Note to first time adoption | Amount | |
| Profit after tax as per previous GAAP | | 7,593 | |
| Adjustments: | | | |
| Prior period adjustments | 3 | 3,684 | |
| Remeasurements of the net defined benefit plans | 1 | 197 | |
| Tax impact on the above adjustment | 4 | (1,283) | |
| Total adjustments | | 2,598 | |
| Net Profit as per Ind AS for the year | | 10,191 | |

SCHEDULES

Notes Forming Part of the Financial Statements as of and for the year ended March 31, 2017

| Particulars | Note to first time adoption | Amount |
|---|-----------------------------|---------------|
| Remeasurements of the net defined benefit plans | 1 | 197 |
| Tax effect of remeasurements of the net defined benefit plans | 4 | (65) |
| Other comprehensive income, net of income tax | | (132) |
| Total comprehensive income as per Ind AS | | 10,059 |

Cash flow reconciliation:

The impact on cash flow from operating, investing and financing activities for the year ended March 31, 2016 on transition to Ind AS is as follows:-

| Financial Year ended March 31, 2016 | Previous GAAP | Adjustments | in ₹ ('000) |
|--|---------------|-------------|-------------|
| | | | Ind AS |
| Net cash inflow from operating activities | 4,435 | - | 4,435 |
| Net cash (used in) investing activities | (1,484) | - | (1,484) |
| Net cash (used in) / generated in financing activities | - | - | - |
| Net increase in cash and cash equivalents | 2,951 | - | 2,951 |

Footnotes

- Under Ind AS, remeasurements of post employment benefits i.e. actuarial gains and losses and the return on plan assets, excluding amounts included in the net interest expense on the net defined benefit liability are recognised in other comprehensive income instead of profit or loss. Under the previous GAAP, these remeasurements were forming part of the profit or loss for the year.
- Retained earnings as at April 1, 2015 has been adjusted consequent to the above Ind AS transition adjustments.
- Under previous GAAP changes in accounting policies, correction of errors and omissions are recorded through the current period Statement of Profit and Loss. Under Ind AS, changes in accounting policies and correction of errors and omissions are accounted retrospectively by restating the comparative period. Consequent to the above, following is the impact in Statement of Profit and Loss and total Equity for March 31, 2016 and April 1, 2015.

| Impact on OCI | in ₹ ('000) |
|-----------------------------------|----------------|
| Increase/(Decrease) | Amount |
| | March 31, 2016 |
| Employee Benefit Expenses | 1,585 |
| Rates and Taxes | 2,099 |
| Total Comprehensive income | 3,684 |

| Impact on Equity | in ₹ ('000) | |
|---------------------------|----------------|----------------|
| Increase/(Decrease) | March 31, 2016 | April 1, 2015 |
| Employee Benefit Expenses | 1,585 | (1,585) |
| Rates and Taxes | 2,099 | (2,099) |
| Total Equity | 3,684 | (3,684) |

- Under Ind AS, deferred tax have been recognised on the adjustments made on transition to Ind AS.

SCHEDULES

Notes Forming Part of the Financial Statements as of and for the year ended March 31, 2017

35 Recent accounting pronouncements

Standards issued but not yet effective

In March 2017, the Ministry of Corporate Affairs issued the Companies (Indian Accounting Standards) (Amendments) Rules, 2017, notifying amendments to Ind AS 7, 'Statement of cash flows'. These amendments are in accordance with the recent amendments made by International Accounting Standards Board (IASB) to IAS 7, 'Statement of cash flows'. The amendments are applicable to the company from April 1, 2017.

Amendment to Ind AS 7: Statement of cash flows

The amendment to Ind AS 7 requires the entities to provide disclosures that enable users of financial statements to evaluate changes in liabilities arising from financing activities, including both changes arising from cash flows and non-cash changes, suggesting inclusion of a reconciliation between the opening and closing balances in the balance sheet for liabilities arising from financing activities, to meet the disclosure requirement.

The Company is evaluating the requirements of the amendment and the effect on the financial statements.

36 Previous year's figures have been regrouped/reclassified, wherever necessary to conform to the current year's classification.

Signatures to Notes 1 to 36 form an integral part of the financial statements.

As per our report of even date

For Price Waterhouse

Firm Registration Number: 301112E
Chartered Accountants

Mehul Desai

Partner
Membership No. 103211

Place : Mumbai

Date: May 5, 2017

For and on behalf of the Board of Directors

V. N. Iyer

Director
DIN : 00090717

Aneel Gambhir

Director
DIN : 07321422

Place : Mumbai

Date: May 5, 2017

Tushar Gunderia

Director
DIN : 00090321

INDEPENDENT AUDITORS' REPORT

TO THE MEMBERS OF BLUE DART EXPRESS LIMITED

Report on the Consolidated Indian Accounting Standards (Ind AS) Financial Statements

1. We have audited the accompanying consolidated Ind AS financial statements of Blue Dart Express Limited ("hereinafter referred to as the Holding Company") and its subsidiaries (the Holding Company and its subsidiaries together referred to as "the Group"); (Refer Note 1 to the attached consolidated financial statements), comprising of the consolidated Balance Sheet as at March 31, 2017, the consolidated Statement of Profit and Loss (including Other Comprehensive Income), the consolidated Cash Flow Statement for the year then ended and the Statement of Changes in Equity for the year then ended, and a summary of significant accounting policies and other explanatory information prepared based on the relevant records (hereinafter referred to as "the Consolidated Ind AS Financial Statements").

Management's Responsibility for the Consolidated Ind AS Financial Statements

2. The Holding Company's Board of Directors is responsible for the preparation of these consolidated Ind AS financial statements in terms of the requirements of the Companies Act, 2013 (hereinafter referred to as "the Act") that give a true and fair view of the consolidated financial position, consolidated financial performance, consolidated cash flows and changes in equity of the Group in accordance with accounting principles generally accepted in India including the Indian Accounting Standards specified in the Companies (Indian Accounting Standards) Rules, 2015 (as amended) under Section 133 of the Act. The Holding Company's Board of Directors is also responsible for ensuring accuracy of records including financial information considered necessary for the preparation of consolidated Ind AS financial statements. The respective Board of Directors of the companies included in the Group are responsible for maintenance of adequate accounting records in accordance with the provisions of the Act for safeguarding the assets of the Group and for preventing and detecting frauds and other irregularities; the selection and application of appropriate accounting policies; making judgements and estimates that are reasonable and prudent; and the design, implementation and maintenance of adequate internal financial controls, that were operating effectively for ensuring the accuracy and completeness of the accounting records, relevant to the preparation and presentation of the financial statements that give a true and fair view and are free from material misstatement, whether due to fraud or error, which has been used for the purpose of preparation of the consolidated Ind AS financial statements by the Directors of the Holding Company, as aforesaid.

Auditors' Responsibility

3. Our responsibility is to express an opinion on these consolidated Ind AS financial statements based on our audit. While conducting the audit, we have taken into account the provisions of the Act and the Rules made thereunder including the accounting standards and matters which are required to be included in the audit report.
4. We conducted our audit of the consolidated Ind AS financial statements in accordance with the Standards on Auditing specified under Section 143(10) of the Act and other applicable authoritative pronouncements issued by the Institute of Chartered Accountants of India. Those Standards and pronouncements require that we comply with ethical requirements and plan and perform the audit to obtain reasonable assurance about whether the consolidated Ind AS financial statements are free from material misstatement.
5. An audit involves performing procedures to obtain audit evidence about the amounts and disclosures in the consolidated Ind AS financial statements. The procedures selected depend on the auditors' judgement, including the assessment of the risks of material misstatement of the consolidated Ind AS financial statements, whether due to fraud or error. In making those risk assessments, the auditor considers internal financial controls relevant to the Holding Company's preparation of the consolidated Ind AS financial statements that give a true and fair view, in order to design audit procedures that are appropriate in the circumstances. An audit also includes evaluating the appropriateness of the accounting policies used and the reasonableness of the accounting estimates made by the Holding Company's Board of Directors, as well as evaluating the overall presentation of the consolidated Ind AS financial statements.
6. We believe that the audit evidence obtained by us is sufficient and appropriate to provide a basis for our audit opinion on the consolidated Ind AS financial statements.

Opinion

7. In our opinion and to the best of our information and according to the explanations given to us, the aforesaid consolidated Ind AS financial statements give the information required by the Act in the manner so required and give a true and fair view in conformity with the accounting principles generally accepted in India of the consolidated state of affairs of the Group as at March 31, 2017, and their consolidated profit (including other comprehensive income), their consolidated cash flows and consolidated changes in equity for the year ended on that date.

Other Matter

8. The comparative financial information of the Company for the year ended March 31, 2016 and the transition date opening balance sheet as at April 1, 2015 included in these consolidated Ind AS financial statements, are based on the previously issued statutory financial

INDEPENDENT AUDITORS' REPORT

TO THE MEMBERS OF BLUE DART EXPRESS LIMITED

statements for the years ended March 31, 2016 and March 31, 2015 prepared in accordance with the Companies (Accounting Standards) Rules, 2006 (as amended) which were audited by us and on which we expressed an unmodified opinion dated April 15, 2016 and May 7, 2015, respectively. The adjustments to those financial statements for the differences in accounting principles adopted by the Company on transition to the Ind AS have been audited by us.

Report on Other Legal and Regulatory Requirements

9. As required by Section 143(3) of the Act, we report, to the extent applicable, that:
- (a) We have sought and obtained all the information and explanations which to the best of our knowledge and belief were necessary for the purposes of our audit of the aforesaid consolidated Ind AS financial statements.
 - (b) In our opinion, proper books of account as required by law, maintained by the Holding Company and its subsidiaries included in the Group including relevant records relating to preparation of the aforesaid consolidated Ind AS financial statements, have been kept so far as it appears from our examination of those books and records of the Holding Company and its subsidiaries.
 - (c) The Consolidated Balance Sheet, the Consolidated Statement of Profit and Loss (including other comprehensive income), Consolidated Cash Flow Statement and the Consolidated Statement of Changes in Equity dealt with by this Report are in agreement with the relevant books of account maintained by the Holding Company and its subsidiaries included in the Group including relevant records relating to the preparation of the consolidated Ind AS financial statements.
 - (d) In our opinion, the aforesaid consolidated Ind AS financial statements comply with the Indian Accounting Standards specified under Section 133 of the Act.
 - (e) On the basis of the written representations received from the directors of the Holding Company and the directors of the subsidiaries as on March 31, 2017 taken on record by the Board of Directors of the respective companies, none of the directors of the Group companies is disqualified as on March 31, 2017 from being appointed as a director in terms of Section 164 (2) of the Act.
 - (f) With respect to the adequacy of the internal financial controls over financial reporting of the Holding Company and its subsidiaries and the operating effectiveness of such controls, refer to our separate Report in Annexure A.
 - (g) With respect to the other matters to be included in the Auditors' Report in accordance with Rule 11 of the Companies (Audit and Auditors) Rules, 2014, in our opinion and to the best of our information and according to the explanations given to us:
 - i. The consolidated Ind AS financial statements disclose the impact of pending litigations as at March 31, 2017 on the consolidated financial position of the Group – Refer Note 45 to the consolidated Ind AS financial statements.
 - ii. The Group had long-term contracts as at March 31, 2017, for which there were no material foreseeable losses. The Group did not have any derivative contract as at March 31, 2017.
 - iii. There has been no delay in transferring amounts, required to be transferred, to the Investor Education and Protection Fund by the Holding Company during the year ended March 31, 2017. There were no amounts which were required to be transferred to the Investor Education and Protection Fund by subsidiaries during the year ended March 31, 2017.
 - iv. The Group has provided requisite disclosures in the consolidated Ind AS financial statements as to holdings as well as dealings in Specified Bank Notes during the period from 8th November, 2016 to 30th December, 2016. Based on audit procedures and relying on the management representation, we report that the disclosures are in accordance with books of account maintained by the Holding Company and its subsidiaries and as produced to us by the Management – Refer Note 51.

For Price Waterhouse
Firm Registration Number: 301112E
Chartered Accountants

Mehul Desai
Partner
Membership Number: 103211

Place: Mumbai
Date: May 5, 2017

ANNEXURE A TO INDEPENDENT AUDITORS' REPORT

Referred to in paragraph 9(f) of the Independent Auditors' Report of even date to the members of Blue Dart Express Limited on the consolidated Ind AS financial statements as of and for the year ended March 31, 2017.

Report on the Internal Financial Controls under Clause (i) of Sub-section 3 of Section 143 of the Act

1. In conjunction with our audit of the consolidated Ind AS financial statements of the Company as of and for the year ended March 31, 2017, we have audited the internal financial controls over financial reporting of Blue Dart Express Limited (hereinafter referred to as "the Holding Company") and its subsidiary companies, as of that date.

Management's Responsibility for Internal Financial Controls

2. The respective Board of Directors of the Holding company and its subsidiary companies are responsible for establishing and maintaining internal financial controls based on internal control over financial reporting criteria established by the Company considering the essential components of internal control stated in the Guidance Note on Audit of Internal Financial Controls Over Financial Reporting issued by the Institute of Chartered Accountants of India (ICAI). These responsibilities include the design, implementation and maintenance of adequate internal financial controls that were operating effectively for ensuring the orderly and efficient conduct of its business, including adherence to the respective company's policies, the safeguarding of its assets, the prevention and detection of frauds and errors, the accuracy and completeness of the accounting records, and the timely preparation of reliable financial information, as required under the Act.

Auditor's Responsibility

3. Our responsibility is to express an opinion on the Company's internal financial controls over financial reporting based on our audit. We conducted our audit in accordance with the Guidance Note on Audit of Internal Financial Controls Over Financial Reporting (the "Guidance Note") issued by the ICAI and the Standards on Auditing specified under section 143(10) of the Companies Act, 2013, to the extent applicable to an audit of internal financial controls, both applicable to an audit of internal financial controls and both issued by the ICAI. Those Standards and the Guidance Note require that we comply with ethical requirements and plan and perform the audit to obtain reasonable assurance about whether adequate internal financial controls over financial reporting was established and maintained and if such controls operated effectively in all material respects.
4. Our audit involves performing procedures to obtain audit evidence about the adequacy of the internal financial controls system over financial reporting and their operating effectiveness. Our audit of internal financial controls over financial reporting included obtaining an understanding of internal financial controls over financial reporting, assessing the risk that a material weakness exists, and testing and evaluating the design and operating effectiveness of internal control based on the assessed risk. The procedures selected depend on the auditor's judgement, including the assessment of the risks of material misstatement of the financial statements, whether due to fraud or error.
5. We believe that the audit evidence we have obtained is sufficient and appropriate to provide a basis for our audit opinion on the Company's internal financial controls system over financial reporting.

Meaning of Internal Financial Controls over Financial Reporting

6. A company's internal financial control over financial reporting is a process designed to provide reasonable assurance regarding the reliability of financial reporting and the preparation of financial statements for external purposes in accordance with generally accepted accounting principles. A company's internal financial control over financial reporting includes those policies and procedures that (1) pertain to the maintenance of records that, in reasonable detail, accurately and fairly reflect the transactions and dispositions of the assets of the company; (2) provide reasonable assurance that transactions are recorded as necessary to permit preparation of financial statements in accordance with generally accepted accounting principles, and that receipts and expenditures of the company are being made only in accordance with authorisations of management and directors of the company; and (3) provide reasonable assurance regarding prevention or timely detection of unauthorised acquisition, use, or disposition of the company's assets that could have a material effect on the financial statements.

Inherent Limitations of Internal Financial Controls over Financial Reporting

7. Because of the inherent limitations of internal financial controls over financial reporting, including the possibility of collusion or improper management override of controls, material misstatements due to error or fraud may occur and not be detected. Also, projections of any evaluation of the internal financial controls over financial reporting to future periods are subject to the risk that the internal financial control over financial reporting may become inadequate because of changes in conditions, or that the degree of compliance with the policies or procedures may deteriorate.

ANNEXURE A TO INDEPENDENT AUDITORS' REPORT

Referred to in paragraph 9(f) of the Independent Auditors' Report of even date to the members of Blue Dart Express Limited on the consolidated Ind AS financial statements as of and for the year ended March 31, 2017.

Opinion

8. In our opinion, the Holding Company and its subsidiary companies have, in all material respects, an adequate internal financial controls system over financial reporting and such internal financial controls over financial reporting were operating effectively as at March 31, 2017, based on the internal control over financial reporting criteria established by the Company considering the essential components of internal control stated in the Guidance Note on Audit of Internal Financial Controls Over Financial Reporting issued by the Institute of Chartered Accountants of India.

Place: Mumbai
Date: May 5, 2017

For Price Waterhouse
Firm Registration Number: 301112E
Chartered Accountants

Mehul Desai
Partner
Membership Number: 103211

BLUE DART EXPRESS LIMITED

CONSOLIDATED BALANCE SHEET AS AT MARCH 31, 2017

| | Note | As at March 31, 2017 in ₹ Lakhs | As at March 31, 2016 in ₹ Lakhs | As at April 1, 2015 in ₹ Lakhs |
|--|-------|---------------------------------------|---------------------------------------|--------------------------------------|
| ASSETS | | | | |
| NON-CURRENT ASSETS | | | | |
| Property, plant and equipment | 4 | 40,980 | 39,136 | 38,232 |
| Capital Work-in-progress | 4 | 3,634 | 375 | 676 |
| Other Intangible Assets | 4 (a) | 6,074 | 6,155 | 5,664 |
| Intangible Assets under development | 4 (a) | 3,054 | 1,772 | 2,054 |
| | | 53,742 | 47,438 | 46,626 |
| Financial Assets | | | | |
| Other Financial Assets | 5 | 5,623 | 4,725 | 3,938 |
| Deferred Tax Assets (Net) | 6 | 3,302 | 3,362 | 2,201 |
| Non-Current Tax Assets (Net) | 7 | 2,413 | 2,273 | 2,026 |
| Other Non-Current Assets | 8 | 1,044 | 1,069 | 1,545 |
| | | 12,382 | 11,429 | 9,710 |
| CURRENT ASSETS | | | | |
| Inventories | 9 | 2,465 | 2,110 | 1,875 |
| Financial Assets | | | | |
| Trade Receivables | 10 | 36,069 | 29,074 | 26,616 |
| Cash and Cash Equivalents | 11 | 25,572 | 28,733 | 16,665 |
| Bank balances other than above | 12 | 111 | 85 | 57 |
| Loans | 13 | 106 | 81 | 40 |
| Other Financial Assets | 14 | 5,437 | 4,074 | 2,503 |
| Other Current Assets | 15 | 3,979 | 3,850 | 3,285 |
| Assets classified as held for sale | 16 | - | - | 438 |
| | | 73,739 | 68,007 | 51,479 |
| | | 139,863 | 126,874 | 107,815 |
| TOTAL | | | | |
| EQUITY AND LIABILITIES | | | | |
| EQUITY | | | | |
| Equity Share Capital | 17 | 2,376 | 2,376 | 2,376 |
| Other Equity | 18 | 40,572 | 35,814 | 27,536 |
| Equity attributable to owners of Blue Dart Express Limited | | 42,948 | 38,190 | 29,912 |
| | | - | - | 1,152 |
| NON CONTROLLING INTEREST | 19 | - | - | 1,152 |
| TOTAL EQUITY | | 42,948 | 38,190 | 31,064 |
| LIABILITIES | | | | |
| NON-CURRENT LIABILITIES | | | | |
| Financial Liabilities | | | | |
| Borrowings | 20 | 30,985 | 39,219 | 39,219 |
| Other Financial Liabilities | 21 | 948 | 7,806 | 6,513 |
| Employee Benefit Obligations | 22 | 2,889 | 2,094 | 1,659 |
| Provisions | 23 | 282 | 181 | 180 |
| Deferred Tax Liabilities (Net) | 24 | 149 | 397 | 270 |
| | | 35,253 | 49,697 | 47,841 |
| CURRENT LIABILITIES | | | | |
| Financial Liabilities | | | | |
| Borrowings | 25 | 17,318 | 309 | - |
| Trade Payables | 26 | 27,213 | 24,589 | 18,782 |
| Other Financial Liabilities | 27 | 8,903 | 6,844 | 6,380 |
| Other Current Liabilities | 28 | 1,517 | 1,247 | 844 |
| Employee Benefit Obligations | 29 | 6,711 | 5,998 | 2,904 |
| | | 61,662 | 38,987 | 28,910 |
| | | 139,863 | 126,874 | 107,815 |

The above Consolidated Balance Sheet should be read in conjunction with the accompanying notes.

As per our report of even date

For Price Waterhouse
Firm Registration Number: 301112E
Chartered Accountants

Mehul Desai
Partner
Membership No. 103211

Place: Mumbai
Date: May 5, 2017

For and on behalf of the Board of Directors

Sharad Upasani
Chairman
DIN:01739334

Air Marshal M. McMahon (Retd.)
Director
DIN:00234293

Place: Mumbai
Date: May 5, 2017

Malcolm Monteiro
Director
DIN:00089757

Yogesh Dhingra
Chief Financial Officer &
Chief Operating Officer

Narendra Sarda
Director
DIN:03480129

Tushar Gunderia
Company Secretary

BLUE DART EXPRESS LIMITED
CONSOLIDATED STATEMENT OF PROFIT AND LOSS FOR THE YEAR ENDED MARCH 31, 2017

| | Note | Year ended March 31, 2017 in ₹ Lakhs | Year ended March 31, 2016 in ₹ Lakhs |
|--|------|--|--|
| INCOME | | | |
| Revenue from Operations | 30 | 268,950 | 256,294 |
| Other Income | 31 | 2,616 | 3,479 |
| Total Income | | 271,566 | 259,773 |
| EXPENSES | | | |
| Freight, Handling and Servicing Costs (Net) | 32 | 140,409 | 130,343 |
| Employee Benefits Expense | 33 | 55,485 | 52,528 |
| Finance Costs | 34 | 4,501 | 4,310 |
| Depreciation and Amortisation Expense | 35 | 10,375 | 10,206 |
| Other Expenses | 36 | 38,883 | 32,800 |
| Total Expenses | | 249,653 | 230,187 |
| PROFIT BEFORE TAX | | 21,913 | 29,586 |
| Income Tax Expense: | | | |
| Current Tax | | 8,450 | 10,694 |
| Deferred Tax | | (521) | (791) |
| Total Tax Expense | | 7,929 | 9,903 |
| PROFIT FOR THE YEAR | | 13,984 | 19,683 |
| OTHER COMPREHENSIVE INCOME | | | |
| Items that will not be reclassified to Statement of Profit and Loss | | | |
| Actuarial loss arising from remeasurements of post employment benefit obligation | | 435 | 714 |
| Income tax relating to this item | | (150) | (243) |
| TOTAL COMPREHENSIVE INCOME FOR THE YEAR | | 13,699 | 19,212 |
| PROFIT IS ATTRIBUTABLE TO: | | | |
| Owners of Blue Dart Express Limited | | 13,984 | 19,623 |
| Non-Controlling Interests | | - | 60 |
| Total | | 13,984 | 19,683 |
| OTHER COMPREHENSIVE INCOME IS ATTRIBUTABLE TO: | | | |
| Owners of Blue Dart Express Limited | | (285) | (471) |
| Non-Controlling Interests | | - | - |
| Total | | (285) | (471) |
| TOTAL COMPREHENSIVE INCOME IS ATTRIBUTABLE TO: | | | |
| Owners of Blue Dart Express Limited | | 13,699 | 19,152 |
| Non-Controlling Interests | | - | 60 |
| Total | | 13,699 | 19,212 |
| Earnings Per Equity Share [Refer note 37] | | | |
| [Nominal value of share ₹ 10 each] (Previous Year - ₹ 10) | | | |
| Basic Earnings Per Share (in ₹) | | 58.94 | 82.95 |
| Diluted Earnings Per Share (in ₹) | | 58.94 | 82.95 |

The above Consolidated Statement of Profit and Loss should be read in conjunction with the accompanying notes.

As per our report of even date

For Price Waterhouse
 Firm Registration Number: 301112E
 Chartered Accountants

Mehul Desai
 Partner
 Membership No. 103211

Place: Mumbai
 Date: May 5, 2017

For and on behalf of the Board of Directors

Sharad Upasani
 Chairman
 DIN:01739334

Anil Khanna
 Managing Director
 DIN:01334483

Air Marshal M. McMahon (Retd.)
 Director
 DIN:00234293

Place: Mumbai
 Date: May 5, 2017

Malcolm Monteiro
 Director
 DIN:00089757

Yogesh Dhingra
 Chief Financial Officer &
 Chief Operating Officer

Narendra Sarda
 Director
 DIN:03480129

Tushar Gunderia
 Company Secretary

BLUE DART EXPRESS LIMITED
CONSOLIDATED STATEMENT OF CASH FLOWS FOR THE YEAR ENDED MARCH 31, 2017

| | | Year ended March 31, 2017 in ₹ Lakhs | Year ended March 31, 2016 in ₹ Lakhs |
|---|------------|--|--|
| A. Cash flows from Operating activities: | | | |
| Profit before Taxation | | 21,913 | 29,586 |
| Adjustments for: | | | |
| Depreciation and Amortisation Expense | 35 | 10,375 | 10,206 |
| Finance Costs | 34 | 4,501 | 4,310 |
| Interest income | 31 | (621) | (685) |
| Dividend from mutual funds | 31 | (418) | (776) |
| Rotables/Components & overhaul written off | 32 | 218 | 344 |
| Loss on sale/scraping of Property, Plant and Equipments (Net) | 36 | 26 | 60 |
| Provision for slow moving inventory | 32 | 165 | 134 |
| Gain on acquisition of Non-Controlling interest in Blue Dart Aviation Limited | 31 | (401) | (127) |
| Unwinding interest on Lease Deposit | 31 | (385) | (417) |
| Net Gain on Foreign currency Transactions and Translation | 31 | (16) | (62) |
| Bad debts written off | 36 | 156 | 144 |
| Operating profit before changes in operating assets and liabilities | | 35,513 | 42,717 |
| Adjustments for changes in operating assets and liabilities: | | | |
| (Increase) in Inventories | | (446) | (357) |
| (Increase) in Trade Receivables | | (7,135) | (2,540) |
| (Increase) in Other non-current Financial Assets | | (500) | (317) |
| (Increase)/Decrease in Other non-current Assets | | (92) | 377 |
| (Increase) in Other current Financial Assets | | (1,424) | (1,539) |
| (Increase) in Other current Assets | | (129) | (565) |
| (Decrease) in current loans | | (25) | (41) |
| Increase in Trade Payables | | 2,624 | 5,807 |
| Increase in Other Current Financial Liabilities | | 1,408 | 436 |
| Increase in Other Current Liabilities | | 270 | 403 |
| (Decrease) in Other Non-Current Financial Liabilities | | (150) | (159) |
| Increase in Current Employee Benefits Obligations | | 713 | 3,094 |
| Increase in Other Non current Provisions | | 101 | 1 |
| Increase/(Decrease) in Non-Current Employee benefits obligations | | 360 | (279) |
| Cash generated from Operations | | 31,088 | 47,038 |
| Taxes paid (net of refunds) | | (8,586) | (10,942) |
| Net cash from Operating activities | 7 | 22,502 | 36,096 |
| B. Cash flows from Investing activities: | | | |
| Payments for Property, Plant and Equipments & Other Intangible Assets | 4 and 4(a) | (12,382) | (11,975) |
| Changes in capital work in progress & Intangible assets under development | 4 and 4(a) | (4,541) | 583 |
| Proceeds from sale of Property, Plant and Equipments | | 117 | 507 |
| Interest received/settled | | 682 | 653 |
| Dividend from mutual funds | 31 | 418 | 776 |
| Investments in mutual funds | | (384,006) | (305,191) |
| Redemptions from mutual funds | | 384,006 | 305,191 |
| Acquisition of Non-Controlling interest in Blue Dart Aviation Limited | | (7,061) | (5,368) |
| Investment in Bank fixed deposits (Maturity period more than 12 months) | 5 | (13) | (53) |
| Net cash (used in) Investing activities | | (22,780) | (14,877) |

BLUE DART EXPRESS LIMITED
CONSOLIDATED STATEMENT OF CASH FLOWS FOR THE YEAR ENDED MARCH 31, 2017

| | | Year ended March 31, 2017 in ₹ Lakhs | Year ended March 31, 2016 in ₹ Lakhs |
|---|-----------|--|--|
| C. Cash flows used in Financing activities: | | | |
| Proceeds from Fresh borrowings from Institutions | 20 and 27 | 15,000 | - |
| Repayment of Bank Loan | 20 and 27 | (6,000) | - |
| Interest paid | | (3,715) | (3,721) |
| Dividend paid | 18 | (7,118) | (4,746) |
| Dividend distribution tax paid | 18 | (1,449) | (993) |
| Net cash (used in) Financing activities | | (3,282) | (9,460) |
| Net (decrease)/increase in Cash and Cash Equivalents | | (3,560) | 11,759 |
| Cash and cash equivalents at the beginning of the year | | 28,424 | 16,665 |
| Cash and cash equivalents at the end of the year | | 24,864 | 28,424 |
| Cash and Cash Equivalents: | | | |
| Cheques and Drafts on hand | 11 | 932 | 1,016 |
| Balances with banks: | | | |
| In current accounts | 11 | 8,230 | 7,569 |
| Deposits with maturity period less than 3 months | 11 | 16,000 | 20,000 |
| Bank Overdraft | 25 | (708) | (309) |
| Cash on hand | 11 | 410 | 148 |
| | | 24,864 | 28,424 |

Notes:

1. The above Consolidated Statement of Cash Flows has been prepared under the "Indirect Method" as set out in Indian Accounting Standard (Ind AS) 7 on Statement of Cash Flow as notified under Companies (Accounts) Rules, 2015.
2. The previous GAAP figures have been reclassified to conform to Ind AS presentation requirements for the purpose of this note. (Refer note 53).
3. The above Consolidated Statement of Cash flows should be read in conjunction with the accompanying notes.

As per our report of even date

For and on behalf of the Board of Directors

For Price Waterhouse
Firm Registration Number: 301112E
Chartered Accountants

Sharad Upasani
Chairman
DIN:01739334

Anil Khanna
Managing Director
DIN:01334483

Malcolm Monteiro
Director
DIN:00089757

Narendra Sarda
Director
DIN:03480129

Mehul Desai
Partner
Membership No. 103211

Air Marshal M. McMahon (Retd.)
Director
DIN:00234293

Yogesh Dhingra
Chief Financial Officer &
Chief Operating Officer

Tushar Gunderia
Company Secretary

Place: Mumbai
Date: May 5, 2017

Place: Mumbai
Date: May 5, 2017

BLUE DART EXPRESS LIMITED
CONSOLIDATED STATEMENT OF CHANGES IN EQUITY (SOCIE) FOR THE YEAR ENDED MARCH 31, 2017

A. Equity Share Capital (Refer note 17) in ₹ Lakhs

| | |
|-------------------------------------|--------------|
| Balance as at April 1, 2015 | 2,376 |
| Changes in equity share capital | - |
| Balance as at March 31, 2016 | 2,376 |
| Changes in equity share capital | - |
| Balance as at March 31, 2017 | 2,376 |

B. Other Equity (Refer note 18) in ₹ Lakhs

| Attributable to owners of Blue Dart Express Limited | | | | | | | |
|--|----------------------------------|--------------------|------------------------------------|----------------------|--------------------------|--------------------------------|---------------|
| | Reserves & Surplus | | | | Total Other Equity | Non Controlling Interest | Total |
| | Securities Premium Reserve | General Reserve | Debenture Redemption Reserve | Retained Earnings | | | |
| Balance as at April 1, 2015 | 3,475 | 6,273 | 972 | 16,816 | 27,536 | 1,152 | 28,688 |
| Profit for the year | - | - | - | 19,623 | 19,623 | 60 | 19,683 |
| Other comprehensive income | - | - | - | (471) | (471) | - | (471) |
| Total comprehensive income for the year | - | - | - | 19,152 | 19,152 | 60 | 19,212 |
| Transfer to/from other reserves | - | - | 2,333 | (2,333) | - | - | - |
| Transactions with owners in their capacity as owners: | | | | | | | |
| Acquisition of Non-Controlling Interest in a Subsidiary | - | - | - | - | - | (1,212) | (1,212) |
| Put/Call option liability towards Non-Controlling Interest in a Subsidiary | - | - | - | (5,136) | (5,136) | - | (5,136) |
| Dividend paid (including Dividend distribution tax) | - | - | - | (5,738) | (5,738) | - | (5,738) |
| Balance as at March 31, 2016 | 3,475 | 6,273 | 3,305 | 22,761 | 35,814 | - | 35,814 |

in ₹ Lakhs

| | Reserves & Surplus | | | | Total Other Equity | Non Controlling Interest | Total |
|--|----------------------------------|--------------------|------------------------------------|----------------------|--------------------------|--------------------------------|---------------|
| | Securities Premium Reserve | General Reserve | Debenture Redemption Reserve | Retained Earnings | | | |
| Balance as at March 31, 2016 | 3,475 | 6,273 | 3,305 | 22,761 | 35,814 | - | 35,814 |
| Profit for the year | - | - | - | 13,984 | 13,984 | - | 13,984 |
| Other comprehensive income | - | - | - | (285) | (285) | - | (285) |
| Total comprehensive income for the year | - | - | - | 13,699 | 13,699 | - | 13,699 |
| Transfer to/from other reserves | - | - | 2,333 | (2,333) | - | - | - |
| Deferred Tax adjustments on settlement of Put/Call liability | - | - | - | (373) | (373) | - | (373) |
| Transactions with owners in their capacity as owners: | | | | | | | |
| Dividend paid (including Dividend distribution tax) | - | - | - | (8,568) | (8,568) | - | (8,568) |
| Balance as at March 31, 2017 | 3,475 | 6,273 | 5,638 | 25,186 | 40,572 | - | 40,572 |

The above Consolidated Statement of Changes in Equity should be read in conjunction with the accompanying notes.

As per our report of even date

For Price Waterhouse
 Firm Registration Number: 301112E
 Chartered Accountants

Mehul Desai
 Partner
 Membership No. 103211

Place: Mumbai
 Date: May 5, 2017

For and on behalf of the Board of Directors

Sharad Upasani
 Chairman
 DIN:01739334

Air Marshal M. McMahon (Retd.)
 Director
 DIN:00234293

Place: Mumbai
 Date: May 5, 2017

Malcolm Monteiro
 Director
 DIN:00089757

Yogesh Dhingra
 Chief Financial Officer &
 Chief Operating Officer

Narendra Sarda
 Director
 DIN:03480129

Tushar Gunderia
 Company Secretary

SCHEDULES

Notes forming part of the Consolidated Financial Statements as of and for the year ended March 31, 2017

1. General Information

Blue Dart Express Limited ('the Company') is a company domiciled in India with its registered office situated at Blue Dart Centre, Sahar Airport Road, Andheri (East), Mumbai, Maharashtra. The Company is a public limited company and its equity shares and debentures are listed on the Bombay Stock Exchange (BSE) and the National Stock Exchange (NSE). These consolidated financial statements comprise the company and its subsidiaries (referred to collectively as 'the Group'). The Company is engaged in the business of integrated air and ground transportation and distribution of time sensitive packages to various destinations, primarily within India.

The Company has following subsidiaries:

| Name of the Subsidiary | Ownership Interest |
|--------------------------------|--------------------|
| Blue Dart Aviation Limited | 100% |
| Concorde Air Logistics Limited | 100% |

Blue Dart Aviation Limited (BDAL) was incorporated on May 31, 1994. BDAL is authorised by the Director General of Civil Aviation to commercially operate aircrafts for transporting cargo and to provide aircraft maintenance services. "Express Air Charter Services" income is generated from the charter flight services rendered exclusively to Blue Dart Express Limited.

The Concorde Air Logistics Limited is an International Air Cargo Agent with International Air Transport Association ('IATA') and engaged inter alia in the business of clearing and forwarding of time sensitive air cargo packages.

2. Basis of preparation of financial statements

a. Statement of compliance

These consolidated financial statements comply with all aspects with Indian Accounting Standards (Ind AS) notified under Section 133 of the Companies Act, 2013 (the Act) [Companies (Indian Accounting Standards) Rules, 2015] and other relevant provisions of the Act.

The financial statements up to year ended March 31, 2016 were prepared in accordance with the accounting standards notified under Companies (Accounting Standard) Rules, 2006 (as amended) and other relevant provisions of the Act.

Accordingly, the transition to Ind AS has been carried out from these accounting principles generally accepted in India ("Indian GAAP") which is considered as the "Previous GAAP" for purposes of Ind AS 101. An explanation of how the transition to Ind AS has affected the Group's equity and its net profit is provided in Note 51. These financial statements are the first financial statements of the Group under Ind AS.

All assets and liabilities have been classified as current or non-current as per the Company's normal operating cycle and other criteria set out in the Schedule III to the Companies Act, 2013. Based on the nature of services and the time between

the rendering of services and their realisation in cash and cash equivalents, the Company has ascertained its operating cycle as 12 months for the purpose of current-non current classification of assets and liabilities.

b. Historical cost convention

The financial statements have been prepared on a historical cost basis, except for the following:

- (i) Certain financial assets and liabilities recognised at fair value (Refer note 3(n)).
- (ii) Defined benefit plans - plan assets measured at fair value (Refer note 33).

c. Use of estimates and judgements

The preparation of the financial statements in conformity with Ind AS requires management to make judgements, estimates and assumptions that affect the application of accounting policies and the reported amounts of assets, liabilities, income and expenses. Actual results may differ from these estimates. Estimates and underlying assumptions are reviewed on an ongoing basis. Revisions to accounting estimates are recognised in the period in which the estimates are revised and in any future periods affected.

The areas involving critical estimates and judgements are:

- (i) Estimation of useful life of property, plant and equipment and intangibles (Refer note 3(a))
- (ii) Estimation of defined benefit obligation (Refer note 33)
- (iii) Estimation of current tax expense and payable (Refer note 7)
- (iv) Estimation of contingent liabilities (Refer note 45)
- (v) Estimation of deferred costs (Refer note 15)
- (vi) Assets retirement obligations

d. Principles of consolidation

- (i) Subsidiaries

Subsidiaries are all entities over which the Group has control. The Group controls an entity when the Group is exposed to, or has rights to, variable return from its involvement with the entity and has the ability to affect those returns through its power to direct the relevant activities of the entity. Subsidiaries are fully consolidated from the date on which control is transferred to the Group.

The Group combines the financial statements of the parent and its subsidiaries line by line adding together like items of assets, liabilities, equity, income and expenses. Intercompany transactions, balances and unrealised gains on transactions between group companies are eliminated. Unrealised losses are also eliminated unless the transaction provides evidence of an impairment of the

SCHEDULES

Notes forming part of the Consolidated Financial Statements as of and for the year ended March 31, 2017

transferred asset. Accounting policies of subsidiaries have been changed where necessary to ensure consistency with the policies adopted by the Group.

Non-controlling interests in the results and equity of the subsidiaries are shown separately in the consolidated statement of profit and loss, consolidated statement of changes in equity and balance sheet respectively.

(ii) Changes in ownership interests

The Group treats transactions with non-controlling interests that do not result in a loss of control as transaction with equity owners of the Group. A change in ownership interest results in an adjustment between the carrying amounts of the controlling and non-controlling interests to reflect their relative interests in the subsidiary. Any difference between the amount of the adjustment to non-controlling interests and any consideration paid or received is recognised within equity.

When the Group ceases to consolidate or equity account for an investment because of a loss control, joint control or significant influence, any retained interest in the equity is remeasured to its fair value with the change in its carrying amount recognised in profit and loss. This fair value becomes the initial carrying amount for the purpose of subsequent accounting of the retained interest as an associate, joint interest or financial asset. In addition, any amounts previously, recognised in other comprehensive income in respect of that entity are accounted for as if the Group had directly disposed of the related asset or liabilities. This may mean that amounts previously recognised in other comprehensive income are reclassified to profit or loss.

3. Significant accounting policies

The accounting policies set out below have been applied consistently to all periods presented in these financial statements and in preparing the opening Ind AS balance sheet at April 1, 2015 for the purposes of the transition to Ind AS, unless otherwise indicated.

a. Property, plant and equipment

Free hold land is carried at historical cost. All other items of Property, Plant and Equipment are at historical cost less depreciation. Historical cost includes expenditure that is directly attributable to the acquisition of the items.

Subsequent costs are included in the asset's carrying amount or recognised as a separate asset, as appropriate, only when it is probable that future economic benefits associated with the item will flow to the Company and the cost of the item can be measured reliably. The carrying amount of any component accounted for as a separate asset is derecognised when replaced. All other repairs and maintenance are charged to

profit or loss during the reporting period in which they are incurred.

Capital work-in-progress represents fixed assets that are not yet ready for their intended use as at the balance sheet date.

Losses arising from the retirement of, and gains or losses arising from the disposal of fixed assets which are carried at cost are recognised in the Statement of Profit and Loss.

Transition to Ind AS

On transition to Ind AS, the Group has elected to continue with the carrying value of all of its property, plant and equipment recognised as at April 1, 2015 measured as per the previous GAAP and to use that carrying value as the deemed cost of the property, plant and equipment.

Depreciation

Depreciation on tangible assets is calculated on a straight-line basis as per the rates as prescribed under Schedule II of the Companies Act, 2013, except in respect of the following assets where the estimated useful lives of the assets based on the technical evaluation. These have not undergone a change on account of transition to the Companies Act, 2013.

| | |
|------------------------|----------------------|
| Computers | 3 to 6 years |
| Leasehold Improvements | Over period of lease |
| Aircraft Rotable Parts | 10 years |

Estimated useful lives and depreciation methods are reviewed annually, taking into account commercial and technological obsolescence as well as normal wear and tear and adjusted prospectively, if appropriate.

Aircraft components and overhaul includes the cost of engines overhaul, components and modifications of airframes owned and contractually liable to be incurred by the Group. Such costs are depreciated / amortised on the basis of hours flown or the life cycle of the overhaul programme, as applicable.

Depreciation for assets purchased/sold during a year is proportionately charged. Individual assets costing upto Rs. 5,000 are depreciated over a period of one year from the date they have been put to use.

Intangible Assets:

Intangible assets are stated at acquisition cost net of accumulated amortisation. The Group capitalises identifiable costs relating to development of internally generated software and these are stated net off accumulated amortization.

Intangible assets under development comprise costs relating to development of software that are not yet ready for their intended use as at the balance sheet date.

SCHEDULES

Notes forming part of the Consolidated Financial Statements as of and for the year ended March 31, 2017

Transition to Ind AS

On transition to Ind AS, the Group has elected to continue with the carrying value of all of its intangible assets recognised as at April 1, 2015 measured as per the previous GAAP and to use that carrying value as the deemed cost of intangible assets.

Amortisation

Computer software, other than internally generated, is amortised under straight line method over the estimated useful life of 6 years. Internally generated software is amortised using the straight-line method over a period of 10 years, based upon its estimated useful economic life.

b. Impairment of Assets

The Group assesses at each reporting date whether there is any indication that an asset (tangible or intangible) may be impaired. If any indication exists, the Group estimates the asset's recoverable amount. An asset's recoverable amount is the higher of an asset's or cash generating unit's (CGU) net selling price and its value in use. Where the carrying amount of an asset or CGU exceeds its recoverable amount, the asset is considered to be impaired and is written down to its recoverable amount. Impairment losses are recognised in the Statement of Profit and Loss. Assessment is also done at each Balance Sheet date as to whether there is any indication that an impairment loss recognised for an asset in prior accounting periods may no longer exist or may have decreased and such reversal is recorded in the Statement of Profit and Loss.

c. Inventories

Inventories are stated at lower of cost and net realisable value.

Inventories primarily consist of packing and stationery consumables which are valued at cost (arrived at using First-in First-out basis).

Inventory of consumables and loose tools are valued at lower of cost and net realisable value. The cost is calculated at purchase price and expenditure directly attributable to the acquisition of such inventories for bringing them to their present location using the specific identification method.

d. Revenue Recognition

Service Charges:

Service charges for transportation of shipments are recognised as income when shipments are delivered and represent amounts invoiced, net of service tax and all discounts.

Business Support Service Income (net of service tax):

Income from Infrastructure sharing services is recognised, as and when such services are rendered, on the basis of an agreed mark-up on costs incurred, in accordance with the arrangements entered into or at the contracted rates.

Interest Income:

Interest income is recognised using the effective interest rate method.

Dividend Income:

Dividend income is recognised when the right to receive the dividend is established.

Commission Income:

Commission is accrued when cargo is delivered to the custody of the airline and the master airway bill is issued.

e. Foreign Currency Transactions

i. Functional and Presentation currency :

Items included in the financial statements of the Group are measured using the currency of the primary economic environment in which the entity operates ('the functional currency'). The financial statements are presented in Indian Rupee (INR), which is the Group's functional and presentation currency.

ii. Transactions and balances

Foreign currency transactions are translated into functional currency using the exchange rates at the date of the transactions. Foreign exchange gains and losses resulting from the settlement of such transactions and from the translation of monetary assets and liabilities denominated in foreign currencies at year end exchange rates are generally recognised in the Statement of Profit and Loss.

Foreign exchange differences regarded as an adjustment to borrowing costs are presented in the Statement of Profit of Loss, within finance cost. All other foreign exchange gains and losses are presented in the statement of Profit of Loss on a net basis within other gains/(losses).

Non-monetary items that are measured at fair value in a foreign currency are translated using the exchange rates at the date when the fair value was determined. Translation differences on assets and liabilities carried at fair value are reported as part of the fair value gain or loss.

f. Employee Benefits

i. Short-term obligations

Liabilities for wages and salaries, including non-monetary benefits that are expected to be settled wholly within 12 months after the end of the period in which the employees render the related service are recognised in respect of employees' services up to the end of the reporting period and are measured at the amounts expected to be paid when the liabilities are settled. The liabilities are presented as current employee benefit obligations in the balance sheet.

SCHEDULES

Notes forming part of the Consolidated Financial Statements as of and for the year ended March 31, 2017

Compensated absences:

Accumulated compensated absences, which are expected to be availed or encashed within 12 months from the end of the Balance Sheet date are treated as short term employee benefits. The liability in respect of compensated absences of short term nature is not actuarially valued and is provided on an estimated basis.

ii. Other long-term employee benefit obligations

The liabilities for earned leave and sick leave are not expected to be settled wholly within 12 months after the end of the period in which the employees render the related service. They are therefore measured as the present value of expected future payments to be made in respect of services provided by employees up to the end of the reporting period using the projected unit credit method. The benefits are discounted using the market yields at the end of the reporting period that have terms approximating to the terms of the related obligation. Remeasurements as a result of experience adjustments and changes in actuarial assumptions are recognised in Statement of Profit and Loss.

Accumulated compensated absences, which are expected to be availed or encashed beyond 12 months from the end of Balance Sheet date are treated as other long term employee benefits. The Group's liability is actuarially determined (using the Projected Unit Credit Method) at the end of each year. Actuarial losses/ gains are recognised in the Statement of Profit and Loss in the year in which they arise

iii. Post-employment obligations

The Group operates the following post-employment schemes:

- (a) Defined benefit plans such as gratuity
- (b) Defined contribution plans such as provident fund, super annuation fund, employee's state insurance funds and employee's pension scheme.

Defined Benefit Plans:

Gratuity: The Group provides for gratuity, a defined benefit plan (the 'Gratuity Plan') covering eligible employees in accordance with the Payment of Gratuity Act, 1972. The Gratuity Plan provides a lump sum payment to vested employees at retirement, death, incapacitation or termination of employment, of an amount based on the respective employee's salary and the tenure of employment. The Group's liability is actuarially determined (using the Projected Unit Credit method) at the end of each year. Re-measurement of the net defined benefit liability, which comprise actuarial

gains and losses, the return on plan assets (excluding interest) and the effect of the asset ceiling (if any, excluding interest), are recognised immediately in other comprehensive income (OCI).

Defined Contribution Plans:

Contribution towards Provident Fund for all employees are made to the regulatory authorities, where the Group has no further obligations. Such benefits are classified as Defined Contribution Schemes as the Group does not carry any further obligations, apart from the contributions made on a monthly basis.

Superannuation is classified as a defined contribution scheme of the Group. Contribution due towards Superannuation Fund for eligible employees is made to an insurance company, and the Group has no further obligation beyond making this payment.

The Group also contributes to State plans, namely Employee's State Insurance Fund and Employee's Pension Scheme 1995, and has no further obligation beyond making its contribution.

Group's contributions to the above funds are charged to the Statement of Profit and Loss for the year for which the contributions are due for payment.

iv. Bonus plans

The Group recognises a liability and an expense for bonuses. The Group recognises a provision where contractually obliged or where there is a past practice that has created a constructive obligation.

g. Leases

Leases in which a significant portion of the risks and rewards of ownership are retained by the lessor are classified as operating leases. Operating lease rental payments are recognized as an expense in the Statement of Profit and Loss on a straight-line basis over the period of the lease unless the payments are structured to increase in line with expected general inflation to compensate for the lessor's expected inflationary cost increases.

h. Income Taxes

Income tax expense comprises current and deferred tax. It is recognised in Statement of Profit and Loss except to the extent that it relates items recognised directly in equity or in OCI.

Current tax

Tax expense for the year, comprising current tax and deferred tax, are included in the determination of the net profit or loss for the year. Current tax is measured at the amount expected to be paid to the tax authorities in accordance with the taxation laws prevailing in the respective jurisdictions.

SCHEDULES

Notes forming part of the Consolidated Financial Statements as of and for the year ended March 31, 2017

Current tax assets and current tax liabilities are offset only if there is a legally enforceable right to set off the recognised amounts, and it is intended to realise the asset and set off the liability on a net basis or simultaneously.

Deferred tax

Deferred tax is recognised in respect of temporary differences between the carrying amounts of assets or liabilities for financial reporting purposes and the amounts used for taxation purposes.

Deferred tax assets are recognised for unused tax losses, unused tax credits and deductible temporary differences to the extent that it is probable that future taxable profits will be available against which they can be used. Deferred tax assets are reviewed at each reporting date and are reduced to the extent that it is no longer probable that the related tax benefit will be realised; such reductions are subsequently reversed when it becomes probable that such assets will be realised.

Unrecognised deferred tax assets are reassessed at each reporting date and recognised to the extent that it has become probable that future taxable profits will be available against which they can be used. Deferred tax is measured at the tax rates that are expected to be applied to deferred tax assets when they are realised or deferred tax liabilities when they are settled, using tax rates enacted or substantively enacted at the reporting date.

The measurement of deferred tax reflects the tax consequences that would follow from the manner in which the Group expects, at the reporting date, to recover or settle the carrying amount of its assets and liabilities. Deferred tax assets and liabilities are offset only if:

- a) the entity has a legally enforceable right to set off current tax assets against current tax liabilities; and
- b) the deferred tax assets and the deferred tax liabilities relate to income taxes levied by the same taxation authority on the same taxable entity.

i. Trade and other payables

These amounts represent liabilities for services provided to the Group prior to the end of financial year which are unpaid. The amounts are unsecured and are usually paid as per contractual terms. Trade and other payables are presented as current liabilities unless payment is not due within 12 months after the reporting period. They are recognised initially at their fair value and subsequently measured at amortised cost using the effective interest method.

j. Provisions

Provisions are recognised when the Group has a present legal or constructive obligation as a result of a past events, it is probable that an outflow of resources will be required to

settle the obligation and the amount can be reliably estimated. Provisions are not recognised for future operating losses.

Provisions are measured at present value of management's best estimate of the expenditure required to settle the present obligation at the end of the reporting period. The discount rate used to determine the present value pre-text rate that reflect current market assessment of the time value of money and the risk specific to the liability.

k. Contingent Liabilities

Contingent liabilities are disclosed when there is a possible obligation arising from past events, the existence of which will be confirmed only by the occurrence or non occurrence of one or more uncertain future events not wholly within the control of the Group or a present obligation that arises from past events where it is either not probable that an outflow of resources will be required to settle or a reliable estimate of the amount cannot be made. Where there is a possible obligation or a present obligation and the likelihood of outflow of resources is remote, no provision or disclosure is made.

l. Cash and Cash Equivalents

In the cash flow statement, cash and cash equivalents include cash in hand, cheques in hand, demand deposits with banks and other short-term highly liquid investments with original maturities of three months or less. Bank overdrafts are shown within borrowings in current liabilities in the balance sheet.

m. Trade receivables

Trade receivables are recognised initially at fair value, less provision for impairment.

n. Financial Instruments

A financial instrument is any contract that gives rise to a financial asset of one entity and a financial liability or equity instrument of another entity.

A. Financial assets

i. Classification

The Group shall classify financial assets as subsequently measured at amortised cost, fair value through other comprehensive income or fair value through profit or loss on the basis of its business model for managing the financial assets and the contractual cash flow characteristics of the financial asset.

ii. Measurement

All financial assets are recognised initially at fair value plus, in the case of financial assets not recorded at fair value through profit or loss, transaction costs that are attributable to the acquisition of the financial asset. Purchases or sales of financial assets that require delivery of assets within a time frame established by regulation or convention in

SCHEDULES

Notes forming part of the Consolidated Financial Statements as of and for the year ended March 31, 2017

the market place (regular way trades) are recognised on the trade date, i.e., the date that the Group commits to purchase or sell the asset.

iii. Debt instruments at amortised cost

A 'debt instrument' is measured at the amortised cost if both the following conditions are met:

- a) The asset is held within a business model whose objective is to hold assets for collecting contractual cash flows, and
- b) Contractual terms of the asset give rise to cash flows on specified dates that are solely payments of principal and interest (SPPI) on the principal amount outstanding.

After initial measurement, such financial assets are subsequently measured at amortised cost using the effective interest rate (EIR) method. Amortised cost is calculated by taking into account any discount or premium and fees or costs that are an integral part of the EIR. The EIR amortisation is included in finance income in the Statement of Profit and Loss. The losses arising from impairment are recognised in the Statement of Profit and Loss.

Debt instruments included within the fair value through profit and loss (FVTPL) category are measured at fair value with all changes recognized in the Statement of Profit and Loss.

iv. Derecognition

A financial asset is derecognised only when:

- (i) The Group has transferred the rights to receive cash flows from the financial asset or
- (ii) Retains the contractual rights to receive the cash flows of the financial asset, but assumes a contractual obligation to pay the cash flows to one or more recipients.

Where the entity has transferred an asset, the Group evaluates whether it has transferred substantially all risks and rewards of ownership of the financial asset. In such cases, the financial asset is derecognised. Where the entity has not transferred substantially all risks and rewards of ownership of the financial asset, the financial asset is not derecognised.

Where the entity has neither transferred a financial asset nor retains substantially all risks and rewards of ownership of the financial asset, the financial asset is derecognised if the Group has not retained control of the financial asset. Where the Group retains control of the financial asset, the asset is continued to be recognised to the extent of continuing involvement in the financial asset.

v. Impairment of financial assets

In accordance with Ind-AS 109, the Group applies expected credit loss (ECL) model for measurement and recognition of impairment loss on the following financial assets and credit risk exposure:

- a) Financial assets that are debt instruments and are measured at amortised cost e.g., loans, debt securities, deposits and bank balance

- b) Trade receivables

The Group follows 'simplified approach' for recognition of impairment loss allowance on:

- i) Trade receivables which do not contain a significant financing component
- ii) All lease receivables resulting from transactions

The application of simplified approach does not require the Group to track changes in credit risk. Rather, it recognises impairment loss allowance based on lifetime ECL at each reporting date, right from its initial recognition.

For recognition of impairment loss on other financial assets and risk exposure, the Group determines that whether there has been a significant increase in the credit risk since initial recognition. If credit risk has not increased significantly, 12-month ECL is used to provide for impairment loss. However, if credit risk has increased significantly, lifetime ECL is used. If, in a subsequent period, credit quality of the instrument improves such that there is no longer a significant increase in credit risk since initial recognition, then the entity reverts to recognising impairment loss allowance based on 12-month ECL.

B. Financial liabilities

i. Classification

The Group classifies all financial liabilities as subsequently measured at amortised cost, except for financial liabilities at fair value through Statement of Profit and Loss. Such liabilities, including derivatives that are liabilities, shall be subsequently measured at fair value.

ii. Initial recognition and measurement

Financial liabilities are classified, at initial recognition, as financial liabilities at fair value through profit or loss, loans and borrowings, payables, or as derivatives designated as hedging instruments in an effective hedge, as appropriate.

All financial liabilities are recognised initially at fair value and, in the case of loans and borrowings and payables, net of directly attributable transaction costs.

The Group's financial liabilities include trade and other payables, loans and borrowings including bank overdrafts.

SCHEDULES

Notes forming part of the Consolidated Financial Statements as of and for the year ended March 31, 2017

iii. Financial liabilities at fair value through Statement of Profit and Loss

Financial liabilities at fair value through profit or loss include financial liabilities held for trading and financial liabilities designated upon initial recognition as at fair value through profit or loss. Financial liabilities are classified as held for trading if they are incurred for the purpose of repurchasing in the near term. This category also includes derivative financial instruments entered into by the Group that are not designated as hedging instruments in hedge relationships as defined by Ind-AS 109. Separated embedded derivatives are also classified as held for trading unless they are designated as effective hedging instruments.

Gains or losses on liabilities held for trading are recognised in the Statement of Profit and Loss.

Financial liabilities designated upon initial recognition at fair value through profit or loss are designated at the initial date of recognition, and only if the criteria in Ind-AS 109 are satisfied. For liabilities designated as fair value through Statement of Profit and Loss (FVTPL), fair value gains/ losses attributable to changes in own credit risk are recognized in OCI. These gains/losses are not subsequently transferred to Statement of Profit and Loss. However, the Group may transfer the cumulative gain or loss within equity. All other changes in fair value of such liability are recognised in the Statement of Profit and Loss. The Group has not designated any financial liability as fair value through Statement of Profit and Loss.

iv. Loans and borrowings

After initial recognition, interest-bearing loans and borrowings are subsequently measured at amortised cost using the EIR method. Gains and losses are recognised in Statement of Profit and Loss when the liabilities are derecognized.

Amortised cost is calculated by taking into account any discount or premium on acquisition and fees or costs that are an integral part of the EIR. The EIR amortisation is included as finance costs in the Statement of Profit and Loss.

v. Derecognition

A financial liability is derecognised when the obligation under the liability is discharged or cancelled or expires. When an existing financial liability is replaced by another from the same lender on substantially different terms, or the terms of an existing liability are substantially modified, such an exchange or modification is treated as the derecognition of the original liability and the recognition of a new liability. The difference in the respective carrying amounts is recognised in the Statement of Profit and Loss.

vi. Offsetting of financial instruments

Financial assets and financial liabilities are offset and the net amount is reported in the balance sheet if there is a currently enforceable legal right to offset the recognised amounts and there is an intention to settle on a net basis, to realise the assets and settle the liabilities simultaneously.

o. Fair value measurement

'Fair value' is the price that would be received to sell an asset or paid to transfer a liability in an orderly transaction between market participants at the measurement date in the principal or, in its absence, the most advantageous market to which the Group has access at that date. The fair value of a liability reflects its non-performance risk.

A number of the Group's accounting policies and disclosures require the measurement of fair values, for both financial and non-financial assets and liabilities. When one is available, the Group measures the fair value of an instrument using the quoted price in an active market for that instrument. A market is regarded as active if transactions for the asset or liability take place with sufficient frequency and volume to provide pricing information on an ongoing basis. If there is no quoted price in an active market, then the Group uses valuation techniques that maximise the use of relevant observable inputs and minimise the use of unobservable inputs. The chosen valuation technique incorporates all of the factors that market participants would take into account in pricing a transaction.

If an asset or a liability measured at fair value has a bid price and an ask price, then the Group measures assets and long positions at a bid price and liabilities and short positions at an ask price.

The best evidence of the fair value of a financial instrument on initial recognition is normally the transaction price – i.e. the fair value of the consideration given or received.

p. Dividends

Provision is made for the amount of any dividend declared, being appropriately authorised and no longer at the discretion of the entity, on or before the end of the reporting period but not distributed at the end of the reporting period.

q. Earnings per share

(i) Basic earnings per share

Basic earnings per share is calculated by dividing:

- the profit attributable to owners of the Group
- by the weighted average number of equity shares outstanding during the financial year, adjusted for bonus elements in equity shares issued during the year and excluding treasury shares (Refer note 37).

SCHEDULES

Notes forming part of the Consolidated Financial Statements as of and for the year ended March 31, 2017

(ii) Diluted earnings per share

Diluted earnings per share adjusts the figures used in the determination of basic earnings per share to take into account:

- the after income tax effect of interest and other financing costs associated with dilutive potential equity shares, and
- the weighted average number of additional equity shares that would have been outstanding assuming the conversion of all dilutive potential equity shares. (Refer note 37).

r. Borrowing Costs

General and specific borrowing costs that are directly attributable to the acquisition, construction or production of a qualifying asset are capitalised during the period of time that is required to complete and prepare the asset for its intended use or sale. Qualifying assets are assets that necessarily take a substantial period of time to get ready for their intended use or sale.

Other borrowing costs are expensed in the period in which they are incurred.

s. Segment Information

Operating segments are reported in a manner consistent with the internal reporting provided to the chief operating decision maker. (Refer note 39).

t. Business Combination

The acquisition method of accounting is used to account for all business combinations, regardless of whether equity instruments or other assets are acquired. The consideration transferred for the acquisition of a subsidiary comprises the:

- a) fair value of the assets transferred;
- b) liabilities incurred to the former owners of the acquired business;
- c) equity interests issued by the group; and
- d) fair value of any asset or liability resulting from a contingent consideration arrangement.

Identifiable assets acquired and liabilities and contingent liabilities assumed in a business combination are, with limited exceptions, measured initially at their fair values at the acquisition date. The group recognises any non-controlling interest in the acquired entity on an acquisition-by-acquisition basis either at fair value or at the non-controlling interest's proportionate share of the acquired entity's net identifiable assets.

Acquisition related costs are expensed as incurred.

The excess of the:

- a) consideration transferred;
- b) amount of any non-controlling interest in the acquired entity; and
- c) acquisition date fair value of any previous equity interest in the acquired entity

over the fair value of the net identifiable assets acquired is recorded as goodwill. If those amounts are less than the fair value of the net identifiable assets of the business acquired, the difference is recognised in other comprehensive income and accumulated in equity as capital reserve provided there is clear evidence of the underlying reasons for classifying the business combination as a bargain purchase. In other cases, the bargain purchase gain is recognised directly in equity as capital reserve.

Where settlement of any part of cash consideration is deferred, the amounts payable in the future are discounted to their present value as at the date of exchange. The discounted rate used is the entity's incremental borrowing rate, being the rate at which a similar borrowing could be obtained from an independent financier under comparable terms and conditions.

Contingent consideration is classified either as equity or a financial liability. Amounts classified as a financial liability are subsequently remeasured to fair value with changes in fair value recognised in profit or loss.

If the business combination is achieved in stages, the acquisition date carrying value of the acquirer's previously held equity interest in the acquiree is remeasured to fair value at the acquisition date. Any gains or losses arising from such remeasurement are recognised in profit or loss or other comprehensive income, as appropriate.

u. Rounding of amounts

All amounts disclosed in the financial statements and notes have been rounded off to the nearest Lakhs as per the requirement of Schedule III, unless otherwise stated.

SCHEDULES

Notes forming part of the Consolidated Financial Statements as of and for the year ended March 31, 2017

4. PROPERTY, PLANT AND EQUIPMENT

[Refer notes 3(a), 3(b), 35 and 44]

in ₹ Lakhs

| Description of Assets | GROSS BLOCK (At Cost) | | | | DEPRECIATION | | | | NET BLOCK |
|----------------------------------|-------------------------------------|---------------|---------------------------|--------------------------------------|-------------------------------------|--------------|-------------------------|--------------------------------------|--------------------------------------|
| | Opening Balance as at April 1, 2016 | Additions | "Deductions/ Adjustments" | Closing Balance as at March 31, 2017 | Opening Balance as at April 1, 2016 | For the Year | Deductions/ Adjustments | Closing Balance as at March 31, 2017 | Closing Balance as at March 31, 2017 |
| Tangible Assets: | | | | | | | | | |
| Land - Freehold | 3,963 | - | - | 3,963 | - | - | - | - | 3,963 |
| Leasehold Improvements | 3,741 | 49 | 1 | 3,789 | 342 | 439 | 111 | 670 | 3,119 |
| Buildings | 1,244 | 13 | - | 1,257 | 53 | 29 | - | 82 | 1,175 |
| Office Equipment | 2,422 | 547 | 106 | 2,863 | 376 | 434 | 6 | 804 | 2,059 |
| Electrical Equipment | 3,064 | 441 | (26) | 3,531 | 631 | 550 | 5 | 1,176 | 2,355 |
| Computers | 5,119 | 760 | 8 | 5,871 | 987 | 1,150 | 3 | 2,134 | 3,737 |
| Furniture and Fixtures | 6,068 | 565 | 6 | 6,627 | 820 | 1,002 | 3 | 1,819 | 4,808 |
| Vehicles | 220 | 75 | 1 | 294 | 224 | 58 | - | 282 | 12 |
| Aircraft Rotable Parts | 4,367 | 821 | 278 | 4,910 | 1,039 | 686 | 3 | 1,722 | 3,188 |
| Aircraft Components and Overhaul | 10,715 | 7,036 | 18 | 17,733 | 3,430 | 3,637 | 1 | 7,066 | 10,667 |
| Material Handling Equipment | 6,450 | 620 | 90 | 6,980 | 691 | 623 | - | 1,314 | 5,666 |
| Machinery and Equipment | 560 | 41 | (20) | 621 | 204 | 186 | - | 390 | 231 |
| Total Tangible Assets | 47,933 | 10,968 | 462 | 58,439 | 8,797 | 8,794 | 132 | 17,459 | 40,980 |
| Capital work-in-progress | 375 | 3,659 | 400 | 3,634 | - | - | - | - | 3,634 |

| | | | | | | | | | |
|---|-----------|----------|-----------|----------|----------|----------|----------|----------|----------|
| Expenses capitalised in respect of above capital work-in-progress | | | | | | | | | |
| Employee benefit expenses | - | - | - | - | - | - | - | - | - |
| Other Expenses | 11 | - | 11 | - | - | - | - | - | - |
| Total | 11 | - | 11 | - | - | - | - | - | - |

4 (a). OTHER INTANGIBLE ASSETS

in ₹ Lakhs

| Description of Assets | GROSS BLOCK (At Cost) | | | | AMORTISATION | | | | NET BLOCK |
|-------------------------------------|-------------------------------------|--------------|-------------------------|--------------------------------------|-------------------------------------|--------------|-------------------------|--------------------------------------|--------------------------------------|
| | Opening Balance as at April 1, 2016 | Additions | Deductions/ Adjustments | Closing Balance as at March 31, 2017 | Opening Balance as at April 1, 2016 | For the Year | Deductions/ Adjustments | Closing Balance as at March 31, 2017 | Closing Balance as at March 31, 2017 |
| Intangible Assets: | | | | | | | | | |
| Internally Generated Software | 1,703 | - | - | 1,703 | - | 240 | - | 240 | 1,463 |
| Computer Software | 4,738 | 1,127 | - | 5,865 | 869 | 973 | - | 1,842 | 4,023 |
| Type Certification Course | 1,123 | 404 | 31 | 1,496 | 540 | 368 | - | 908 | 588 |
| Total Intangible Assets | 7,564 | 1,531 | 31 | 9,064 | 1,409 | 1,581 | - | 2,990 | 6,074 |
| Intangible Assets under development | 1,772 | 1,745 | 463 | 3,054 | - | - | - | - | 3,054 |

| | | | | | | | | | |
|--|--------------|--------------|------------|--------------|----------|----------|----------|----------|--------------|
| Expenses capitalised in respect of above Intangible Assets under development | | | | | | | | | |
| Employee benefit expenses | 952 | 1,006 | 120 | 1,838 | - | - | - | - | 1,838 |
| Other Expenses | 63 | 12 | - | 75 | - | - | - | - | 75 |
| Total | 1,015 | 1,018 | 120 | 1,913 | - | - | - | - | 1,913 |

Notes:

- As a prudent practice, Group has been depreciating full value of the assets, though the assets will have residual value and Companies Act, 2013, also allows upto 5% to be retained as a residual value.
- Deductions/Adjustments include reclassification from one category to another category of asset.

SCHEDULES

Notes forming part of the Consolidated Financial Statements as of and for the year ended March 31, 2017

4. PROPERTY, PLANT AND EQUIPMENT

[Refer notes 3(a), 3(b), 35 and 44]

in ₹ Lakhs

| Description of Assets | GROSS BLOCK (At Cost) | | | | DEPRECIATION | | | | NET BLOCK |
|----------------------------------|-------------------------------------|---------------|---------------------------|--------------------------------------|-------------------------------------|--------------|-------------------------|--------------------------------------|--------------------------------------|
| | Opening Balance as at April 1, 2015 | Additions | "Deductions/ Adjustments" | Closing Balance as at March 31, 2016 | Opening Balance as at April 1, 2015 | For the Year | Deductions/ Adjustments | Closing Balance as at March 31, 2016 | Closing Balance as at March 31, 2016 |
| Tangible Assets: | | | | | | | | | |
| Land - Freehold | 3,963 | - | - | 3,963 | - | - | - | - | 3,963 |
| Leasehold Improvements | 3,733 | - | (8) | 3,741 | - | 342 | - | 342 | 3,399 |
| Buildings | 1,199 | 45 | - | 1,244 | - | 53 | - | 53 | 1,191 |
| Office Equipment | 1,364 | 1,066 | 8 | 2,422 | - | 376 | - | 376 | 2,046 |
| Electrical Equipment | 2,345 | 728 | 9 | 3,064 | - | 631 | - | 631 | 2,433 |
| Computers | 3,219 | 1,917 | 17 | 5,119 | - | 987 | - | 987 | 4,132 |
| Furniture and Fixtures | 4,643 | 1,428 | 7 | 6,064 | - | 820 | - | 820 | 5,244 |
| Vehicles | 232 | - | 8 | 224 | - | 224 | - | 224 | - |
| Aircraft Rotable Parts | 4,075 | 518 | 226 | 4,367 | - | 1,039 | - | 1,039 | 3,328 |
| Aircraft Components and Overhaul | 7,843 | 3,041 | 169 | 10,715 | - | 3,430 | - | 3,430 | 7,285 |
| Material Handling Equipment | 5,117 | 1,360 | 27 | 6,450 | - | 691 | - | 691 | 5,759 |
| Machinery and Equipment | 499 | 62 | 1 | 560 | - | 204 | - | 204 | 356 |
| Total Tangible Assets | 38,232 | 10,165 | 464 | 47,933 | - | 8,797 | - | 8,797 | 39,136 |
| Capital work-in-progress | 676 | 233 | 534 | 375 | - | - | - | - | 375 |

| | | | | | | | | | |
|---|----------|-----------|----------|-----------|----------|----------|----------|----------|-----------|
| Expenses capitalised in respect of above capital work-in-progress | | | | | | | | | |
| Employee benefit expenses | - | - | - | - | - | - | - | - | - |
| Other Expenses | - | 11 | - | 11 | - | - | - | - | 11 |
| Total | - | 11 | - | 11 | - | - | - | - | 11 |

4 (a). OTHER INTANGIBLE ASSETS

in ₹ Lakhs

| Description of Assets | GROSS BLOCK (At Cost) | | | | AMORTISATION | | | | NET BLOCK |
|-------------------------------------|-------------------------------------|--------------|-------------------------|--------------------------------------|-------------------------------------|--------------|-------------------------|--------------------------------------|--------------------------------------|
| | Opening Balance as at April 1, 2015 | Additions | Deductions/ Adjustments | Closing Balance as at March 31, 2016 | Opening Balance as at April 1, 2015 | For the Year | Deductions/ Adjustments | Closing Balance as at March 31, 2016 | Closing Balance as at March 31, 2016 |
| Intangible Assets: | | | | | | | | | |
| Internally Generated Software | 1,703 | - | - | 1,703 | - | - | - | - | 1,703 |
| Computer Software | 3,253 | 1,485 | - | 4,738 | - | 869 | - | 869 | 3,869 |
| Type Certification Course | 708 | 424 | 9 | 1,123 | - | 540 | - | 540 | 583 |
| Total Intangible Assets | 5,664 | 1,909 | 9 | 7,564 | - | 1,409 | - | 1,409 | 6,155 |
| Intangible Assets under development | 2,054 | 482 | 764 | 1,772 | - | - | - | - | 1,772 |

| | | | | | | | | | |
|--|------------|------------|----------|--------------|----------|----------|----------|----------|--------------|
| Expenses capitalised in respect of above Intangible Assets under development | | | | | | | | | |
| Employee benefit expenses | 660 | 292 | - | 952 | - | - | - | - | 952 |
| Other Expenses | 53 | 10 | - | 63 | - | - | - | - | 63 |
| Total | 713 | 302 | - | 1,015 | - | - | - | - | 1,015 |

Notes:

- As a prudent practice, Group has been depreciating full value of the assets, though the assets will have residual value and Companies Act, 2013, also allows upto 5% to be retained as a residual value.
- Deductions/Adjustments include reclassification from one category to another category of asset.

SCHEDULES

Notes forming part of the Consolidated Financial Statements as of and for the year ended March 31, 2017

| Note : | | | | | | | | | | | | | | | | |
|--|-----------------|-------------------------|-----------|-------------------|----------------------|-----------|-------------------------|----------|------------------------|-----------------------------------|-----------------------------|--------------------------|--------------------------------|-------------------|----------------------------|--------|
| The Group has availed the deemed cost exemption in relation to the property plant and equipment on the date of transition and hence the net block carrying amount has been considered as the gross block carrying amount on that date. Refer note below for the gross block value and the accumulated depreciation on April 1, 2015 under the previous GAAP. | | | | | | | | | | | | | | | | |
| DESCRIP-TION | Land - Freehold | Lease hold improvements | Buildings | Office Equip-ment | Electrical Equipment | Computers | Furni-ture and Fixtures | Vehicles | Aircraft Rotable Parts | Aircraft Compo-nents and Overhaul | Material Handling Equipment | Machinery and Equip-ment | Internally Gen-erated Software | Computer Software | Type Certifi-cation Course | Total |
| Gross Block | 3,963 | 6,003 | 1,769 | 2,499 | 4,628 | 7,851 | 7,982 | 460 | 11,550 | 15,437 | 8,150 | 1,230 | 2,397 | 6,711 | 1,080 | 81,710 |
| Accumulated Depreciation | - | 2,270 | 570 | 1,135 | 2,283 | 4,632 | 3,339 | 228 | 7,475 | 7,594 | 3,033 | 731 | 694 | 3,458 | 372 | 37,814 |
| Net Block | 3,963 | 3,733 | 1,199 | 1,364 | 2,345 | 3,219 | 4,643 | 232 | 4,075 | 7,843 | 5,117 | 499 | 1,703 | 3,253 | 708 | 43,896 |

| | As at March 31, 2017 in ₹ Lakhs | As at March 31, 2016 in ₹ Lakhs | As at April 1, 2015 in ₹ Lakhs |
|--|---------------------------------------|---------------------------------------|--------------------------------------|
| 5 OTHER NON-CURRENT FINANCIAL ASSETS | | | |
| Margin money deposit | 34 | 35 | 33 |
| Long term deposits with banks with maturity period more than 12 months | 98 | 84 | 33 |
| Deposits | 5,491 | 4,606 | 3,872 |
| Total | 5,623 | 4,725 | 3,938 |
| 6 DEFERRED TAX ASSETS (NET) [Refer note 3(h) and 41(c)] | | | |
| Deferred Tax Asset | | | |
| Provision for Compensated Absences | 5 | 4 | 3 |
| Provision for Bonus | 2 | 1 | - |
| Provision for Gratuity | 13 | 11 | 9 |
| Depreciation | 3,036 | 2,132 | 1,667 |
| Others | 248 | 1,215 | 523 |
| Gross Deferred Tax Asset | 3,304 | 3,363 | 2,202 |
| Deferred Tax Liability | | | |
| Depreciation | 2 | 1 | 1 |
| Gross Deferred Tax Liability | 2 | 1 | 1 |
| Total | 3,302 | 3,362 | 2,201 |
| 7 NON-CURRENT TAX ASSETS (NET) | | | |
| Opening balance | 2,273 | 2,026 | 1,506 |
| Less: Current tax payable for the year | 8,449 | 10,694 | 9,360 |
| Add: Taxes paid | 8,589 | 10,941 | 9,880 |
| Closing balance | 2,413 | 2,273 | 2,026 |
| Advance income tax | 61,951 | 53,362 | 42,421 |
| Provision for tax | 59,538 | 51,089 | 40,395 |
| Advance income tax (Net of provision for tax) | 2,413 | 2,273 | 2,026 |
| 8 OTHER NON-CURRENT ASSETS | | | |
| Capital advances | 246 | 363 | 462 |
| Prepaid expenses | 798 | 706 | 1,083 |
| Total | 1,044 | 1,069 | 1,545 |

SCHEDULES

Notes forming part of the Consolidated Financial Statements as of and for the year ended March 31, 2017

| | As at March 31, 2017 in ₹ Lakhs | As at March 31, 2016 in ₹ Lakhs | As at April 1, 2015 in ₹ Lakhs |
|---|---------------------------------------|---------------------------------------|--------------------------------------|
| 9 INVENTORIES [Refer note 3(c)] | | | |
| Packing and Stationery Consumables | 553 | 518 | 395 |
| Consumables (Refer note below) | 1,620 | 1,313 | 1,245 |
| Loose Tools | 292 | 279 | 235 |
| Total | 2,465 | 2,110 | 1,875 |
| Note: Net of provision for slow-moving items. | 803 | 638 | 505 |
| 10 TRADE RECEIVABLES [Refer note 3(m)] (Unsecured, considered good) | | | |
| Trade receivables | 33,183 | 26,195 | 22,001 |
| Receivables from related parties [Refer note 42(F)(i)] | 2,886 | 2,879 | 4,615 |
| Total | 36,069 | 29,074 | 26,616 |
| 11 CASH AND CASH EQUIVALENTS | | | |
| Cheques and Drafts on hand | 932 | 1,016 | 1,064 |
| Balances with banks: | | | |
| In current accounts* | 8,230 | 7,569 | 7,999 |
| Deposits with maturity period less than 3 months | 16,000 | 20,000 | 7,400 |
| Cash on hand | 410 | 148 | 202 |
| Total | 25,572 | 28,733 | 16,665 |
| * Bank balances in current account include collections on "Cash on Delivery" shipments held on behalf of customers. (Refer note 27) | 4,262 | 3,889 | 3,978 |
| 12 BANK BALANCES OTHER THAN ABOVE | | | |
| Unpaid dividend accounts | 74 | 63 | 57 |
| Unpaid interest accounts | 37 | 22 | - |
| Total | 111 | 85 | 57 |
| 13 LOANS - CURRENT ASSETS (Unsecured, considered good, unless otherwise stated) | | | |
| Loans and advances to employees | 106 | 81 | 40 |
| Total | 106 | 81 | 40 |
| 14 OTHER CURRENT FINANCIAL ASSETS (Unsecured, considered good) | | | |
| Interest accrued on Deposits | 11 | 72 | 40 |
| Other receivables from related party | - | 818 | - |
| Octroi Recoverable | 2,870 | 1,447 | 869 |
| Deposits | 227 | - | - |
| Others | 2,329 | 1,737 | 1,594 |
| Total | 5,437 | 4,074 | 2,503 |

SCHEDULES

Notes forming part of the Consolidated Financial Statements as of and for the year ended March 31, 2017

| | As at March 31, 2017 in ₹ Lakhs | As at March 31, 2016 in ₹ Lakhs | As at April 1, 2015 in ₹ Lakhs |
|--------------------------------------|---------------------------------------|---------------------------------------|--------------------------------------|
| 15 OTHER CURRENT ASSETS | | | |
| Deferred costs (Refer note below) | 738 | 800 | 780 |
| Prepaid expenses | 2,055 | 2,192 | 1,847 |
| Balances with Government Authorities | 1,186 | 858 | 658 |
| Total | 3,979 | 3,850 | 3,285 |

Note: Deferred costs represent costs pertaining to undelivered shipments as at the reporting date.

16 ASSETS CLASSIFIED AS HELD FOR SALE

| | | | |
|---|----------|----------|------------|
| Assets held for disposal (Refer note below) | - | - | 438 |
| Total | - | - | 438 |

As at March 31, 2015, the Company had decided to sell its aircraft and aircraft component accordingly the aircraft and its components had been classified as 'held for sale' in the balance sheet and valued at the lower of the book and net realization value.

17 Equity Share Capital

| | | | |
|--|--------------|--------------|--------------|
| Authorised | | | |
| 40,000,000 equity shares (March 31, 2016: 40,000,000 and April 1, 2015-40,000,000) of Rs. 10 each | 4,000 | 4,000 | 4,000 |
| Issued, Subscribed and Paid up | | | |
| 23,727,934 equity shares (March 31, 2016: 23,727,934 and April 1, 2015: 23,727,934) of Rs. 10 each fully paid-up | 2,373 | 2,373 | 2,373 |
| Add: Forfeited Shares | 3 | 3 | 3 |
| Total | 2,376 | 2,376 | 2,376 |

a. Reconciliation of the number of shares

| | As at March 31, 2017 | | As at March 31, 2016 | | As at April 1, 2015 | |
|---|----------------------|---------------------|----------------------|---------------------|---------------------|---------------------|
| | Number of shares | Amount (₹ In Lakhs) | Number of shares | Amount (₹ In Lakhs) | Number of shares | Amount (₹ In Lakhs) |
| Balance as at the beginning of the year | 2,37,27,934 | 2,373 | 2,37,27,934 | 2,373 | 2,37,27,934 | 2,373 |
| Additions/Deletions during the year | - | - | - | - | - | - |
| Balance as at the end of the year | 2,37,27,934 | 2,373 | 2,37,27,934 | 2,373 | 2,37,27,934 | 2,373 |

b. Rights, preferences and restrictions attached to equity shares

The Company has only one class of equity shares having a par value of ₹ 10 per share. Every share holder is entitled to participate in dividends. Each shareholder of equity shares is entitled to one vote per share.

The Company declares and pays dividend in Indian Rupees. The dividend proposed by the Board of Directors is subject to the approval of the shareholders in the ensuing Annual General Meeting, except in case of interim dividend which is approved by the Board of Directors.

In the event of liquidation, the equity share holders are eligible to receive the remaining assets of the Company after distribution of all preferential amounts, in proportion to their share holding.

SCHEDULES

Notes forming part of the Consolidated Financial Statements as of and for the year ended March 31, 2017

c. Shares held by Holding Company

Out of the above equity shares issued by the Company, shares held by the Holding Company:

| | As at March 31, 2017 in ₹ Lakhs | As at March 31, 2016 in ₹ Lakhs | As at April 1, 2015 in ₹ Lakhs |
|--|---------------------------------------|---------------------------------------|--------------------------------------|
| DHL Express (Singapore) Pte. Limited, Singapore the Holding Company 17,795,950 (March 31, 2016: 17,795,950 and April 1, 2015: 17,795,950) equity shares of ₹ 10 each fully paid up | 1,780 | 1,780 | 1,780 |

d. Details of shares held by shareholders holding more than 5% of the aggregate shares in the Company

| | As at March 31, 2017 | | As at March 31, 2016 | | As at April 1, 2015 | |
|--|----------------------|--------|----------------------|--------|---------------------|--------|
| | Number of shares | % | Number of shares | % | Number of shares | % |
| DHL Express (Singapore) Pte. Limited, Singapore | 17,795,950 | 75.00% | 17,795,950 | 75.00% | 17,795,950 | 75.00% |
| Derive Trading Private Limited (along with persons acting in concert) | 1,268,696 | 5.35% | 1,268,696 | 5.35% | 1,240,147 | 5.35% |

18 OTHER EQUITY

Reserves and Surplus

| | As at March 31, 2017 in ₹ Lakhs | As at March 31, 2016 in ₹ Lakhs | As at April 1, 2015 in ₹ Lakhs |
|------------------------------|---------------------------------------|---------------------------------------|--------------------------------------|
| Securities Premium Reserve | 3,475 | 3,475 | 3,475 |
| General Reserve | 6,273 | 6,273 | 6,273 |
| Debenture Redemption Reserve | 5,638 | 3,305 | 972 |
| Retained earnings | 25,186 | 22,761 | 16,816 |
| Total | 40,572 | 35,814 | 27,536 |

Securities Premium Reserve

| | | |
|--|--------------|--------------|
| Balance as at the beginning and end of the year | 3,475 | 3,475 |
|--|--------------|--------------|

General Reserve

| | | |
|--|--------------|--------------|
| Balance as at the beginning and end of the year | 6,273 | 6,273 |
|--|--------------|--------------|

Debenture Redemption Reserve

| | | |
|---|--------------|--------------|
| Balance as at the beginning of the year | 3,305 | 972 |
| Add: Transferred from Retained Earnings during the year | 2,333 | 2,333 |
| Balance as at the end of the year | 5,638 | 3,305 |

Retained Earnings

| | | |
|---|--------|--------|
| Balance as at the beginning of the year | 22,761 | 16,816 |
| Add: Profit for the year | 13,984 | 19,623 |

SCHEDULES

Notes forming part of the Consolidated Financial Statements as of and for the year ended March 31, 2017

| | As at March 31, 2017 in ₹ Lakhs | As at March 31, 2016 in ₹ Lakhs |
|--|---------------------------------------|---------------------------------------|
| Less: Appropriations | | |
| Put/Call option liability towards Non-Controlling Interest in a Subsidiary | - | 5,136 |
| Deferred Tax adjustments on settlement of Put/Call liability | 373 | - |
| Dividend (including dividend distribution tax) | 8,568 | 5,738 |
| Transfer to Debenture Redemption Reserve | 2,333 | 2,333 |
| Items of other comprehensive income recognised directly in retained earnings: | | |
| Actuarial loss arising from remeasurements of post employment benefit obligation, net of tax | 285 | 471 |
| Balance as at the end of the year | 25,186 | 22,761 |
| Total | 40,572 | 35,814 |

Nature and purpose of reserves:

Securities Premium Reserve

Securities Premium reserve is used to record the premium on shares. The reserve is utilised in accordance with the provisions of the Act.

Other Reserve

The Company is required to create a debenture redemption reserve, out of the profits which are available for payment of dividend, for the purpose of redemption of debentures. The Company has created a Debenture Redemption Reserve amounting to ₹ 5,638 Lakhs, ₹ 3,305 Lakhs and ₹ 972 Lakhs as on March 31, 2017, March 31, 2016 and April 1, 2015 respectively as per the requirements of the Act and in accordance with the clarifications given by the Ministry of Corporate Affairs.

During the year ended March 31, 2015, the Company had issued and allotted 166,095,538 nos. of Series I, 94,911,736 nos. of Series II and 71,183,802 nos. of Series III, Unsecured Redeemable Non-convertible Fully Paid Debentures of ₹ 10 each by way of Bonus, aggregating to ₹ 33,219 Lakhs to its shareholders by appropriating the Surplus in the Statement of Profit and Loss (Retained earning as per Ind AS) through a Scheme of Arrangement (Scheme) approved by Hon'ble High Court of Mumbai and other relevant authorities.

| | As at March 31, 2017 In ₹ Lakhs | As at March 31, 2016 In ₹ Lakhs | As at April 1, 2015 In ₹ Lakhs |
|---|---------------------------------------|---------------------------------------|--------------------------------------|
| 19 NON-CONTROLLING INTEREST | | | |
| Non-Controlling Interest on the date of acquisition | - | 1,152 | 1,152 |
| Add: Profit for the period attributable to Non-Controlling Interest | - | 60 | - |
| Less: Derecognition of Non-Controlling Interest in a Subsidiary | - | (1,212) | - |
| Total | - | - | 1,152 |
| 20 NON CURRENT FINANCIAL LIABILITIES- BORROWINGS | | | |
| Unsecured Non Convertible Debentures (Refer note a below) | | | |
| Unsecured Debentures (Series III) | 7,118 | 7,118 | 7,118 |
| Unsecured Debentures (Series II) | 9,491 | 9,491 | 9,491 |
| Unsecured Debentures (Series I) (Refer note 25) | - | 16,610 | 16,610 |
| Unsecured Loan | | | |
| Term Loan from Bank (Refer note b below) | 14,376 | 6,000 | 6,000 |
| Total | 30,985 | 39,219 | 39,219 |

SCHEDULES

Notes forming part of the Consolidated Financial Statements as of and for the year ended March 31, 2017

Notes:

- a. All the above Debentures series (I, II and III) were issued on November 21, 2014 and the redemption period for the said series I, II and III is 36 months, 48 months and 60 months respectively from the date of allotment.

The Company has accrued and paid interest on the said Debentures for the period from April 1, 2016 to March 31, 2017 aggregating to Rs. 3,113 Lakhs (Previous year Rs. 3,113 Lakhs). Rate of interest for Debenture series I is 9.30%, for series II is 9.40% and for series III is 9.50%.

- b. During the FY 2016-17, the BDAL has taken an unsecured term loan of Rs. 10,000 (Lakhs) in two tranches: Rs. 6,000 Lakhs on 30th January, 2017 and Rs. 4,000 Lakhs on 8th March, 2017 from Standard Chartered Investments and Loans (India) Limited (SCILL) for refinancing of existing financial indebtedness and meeting its capital expenditure obligations. The loan is repayable over a period of 60 months from the date of draw down. Repayment of the loan is in equal quarterly installments, commences from the 15th month (initial 12 months being the moratorium period). Both the tranches carries interest rate of 8.1% and 7.9% respectively subject to reset from time to time.

During the FY 2016-17, the BDAL has taken an unsecured term loan of Rs. 5,000 (Lakhs) from CitiCorp Finance (India) Limited (CFIL) on 31st March, 2017 for capital expenditure including reimbursement/refinancing of loans taken earlier for capital expenditure. The loan is repayable over a period of 36 months from the date of draw down. Repayment of the loan is in equal quarterly installments, commences from the date of draw down on 27th month, 30th month, 33rd month and 36th month (initial 24 months being the moratorium period). Interest rate on the loans will be agreed with CFIL from time to time and the same is subject to the annual reset during the tenor of the loan.

During the FY 2013-14, the BDAL had taken an unsecured term loan of Rs. 6,000 (Lakhs) from Barclays Bank Plc for refinancing of existing financial indebtedness for meeting its capital expenditure obligations. The loan is repayable over a period of sixty months. Repayment of the loan is in equal quarterly installments, commences from the 39th month (initial 38 months being the moratorium period). The loan carries interest at the rate of 9.7% per annum for the first 34 months, subject to reset after the end of the 34th month. For the said loan facility, the debt covenants are to be met by Blue Dart Express Limited. The same is fully repaid in the current year.

Terms of repayment and rate of interest for unsecured borrowings:

(Refer note 20 and 25)

| Particulars | As at March 31, 2017 | | |
|---|------------------------|-----------------------|---------------------|
| | Amount (in ₹ Lakhs) | Terms of Repayment | Rate of Interest |
| Unsecured term loan Loan from CFIL | 5,000 | 31-Mar-22 | 7.90% |
| Unsecured term loan Loan from SCILL | 4,000 | 08-Mar-22 | 7.90% |
| Unsecured term loan Loan from SCILL | 6,000 | 30-Jan-22 | 8.10% |
| Unsecured Debentures (Series III) | 7,118 | 20-Nov-19 | 9.50% |
| Unsecured Debentures (Series II) | 9,491 | 20-Nov-18 | 9.40% |
| Unsecured Debentures (Series I) | 16,610 | 20-Nov-17 | 9.30% |
| Total interest-bearing liabilities | 48,219 | | |

| Particulars | As at March 31, 2016 | | |
|---|------------------------|-----------------------|---------------------|
| | Amount (in ₹ Lakhs) | Terms of Repayment | Rate of Interest |
| Unsecured term loan Loan from Barclays Bank Plc | 6,000 | | 9.70% |
| Unsecured Debentures (Series III) | 7,118 | 20-Nov-19 | 9.50% |
| Unsecured Debentures (Series II) | 9,491 | 20-Nov-18 | 9.40% |
| Unsecured Debentures (Series I) | 16,610 | 20-Nov-17 | 9.30% |
| Total interest-bearing liabilities | 39,219 | | |

SCHEDULES

Notes forming part of the Consolidated Financial Statements as of and for the year ended March 31, 2017

| Particulars | As at April 1, 2015 | | |
|--|--|--|---|
| | Amount (in ₹ Lakhs) | Terms of Repayment | Rate of Interest |
| Unsecured term loan Loan from Barclays Bank Plc | 6,000 | | 9.70% |
| Unsecured Debentures (Series III) | 7,118 | 20-Nov-19 | 9.50% |
| Unsecured Debentures (Series II) | 9,491 | 20-Nov-18 | 9.40% |
| Unsecured Debentures (Series I) | 16,610 | 20-Nov-17 | 9.30% |
| Total interest-bearing liabilities | 39,219 | | |
| | As at March 31, 2017 In ₹ Lakhs | As at March 31, 2016 In ₹ Lakhs | As at April 1, 2015 In ₹ Lakhs |
| 21 OTHER NON-CURRENT FINANCIAL LIABILITIES | | | |
| Deposit received from DHL Express (India) Private Limited, India | 948 | 1,098 | 1,248 |
| Deposit Received from DHL Logistics Private Limited | - | - | 9 |
| Derivative liability | - | 6,708 | 5,256 |
| Total | 948 | 7,806 | 6,513 |
| 22 NON-CURRENT EMPLOYEE BENEFIT OBLIGATIONS | | | |
| Provision for employee benefits: | | | |
| Provision for Gratuity [Refer notes 3(f), 3(j) and 33] | 40 | 33 | 249 |
| Provision for Compensated Absences [Refer notes 3(f), 3(j) and 33] | 2,172 | 1,728 | 1,410 |
| Other Employee benefits payable | 677 | 333 | - |
| Total | 2,889 | 2,094 | 1,659 |
| 23 PROVISION - NON CURRENT | | | |
| Provision for aircraft redelivery obligation | 282 | 181 | 180 |
| Total | 282 | 181 | 180 |
| 24 DEFERRED TAX LIABILITY (NET) [Refer note 3(h) and 41(c)] | | | |
| Deferred Tax Liability | | | |
| Property, Plant and equipments and Other intangible assets | 1,751 | 2,079 | 1,984 |
| Others | - | 313 | - |
| Gross Deferred Tax Liability | 1,751 | 2,392 | 1,984 |
| Deferred Tax Asset | | | |
| Provision for Compensated Absences | 816 | 643 | 538 |
| Provision for Bonus | 267 | 253 | 88 |
| Provision for Gratuity | 315 | 231 | 330 |
| Others | 204 | 868 | 758 |
| Gross Deferred Tax Asset | 1,602 | 1,995 | 1,714 |
| Total | 149 | 397 | 270 |

SCHEDULES

Notes forming part of the Consolidated Financial Statements as of and for the year ended March 31, 2017

| | As at March 31, 2017 In ₹ Lakhs | As at March 31, 2016 In ₹ Lakhs | As at April 1, 2015 In ₹ Lakhs |
|--|---------------------------------------|---------------------------------------|--------------------------------------|
| 25 CURRENT FINANCIAL LIABILITY- BORROWINGS | | | |
| Unsecured Non Convertible Debentures | | | |
| Unsecured Debentures (Series I) (Refer note 20) | 16,610 | - | - |
| Bank overdraft (payable on demand and interest rate i.e. Yes Bank base rate +0.5%) | 708 | 309 | - |
| Total | 17,318 | 309 | - |
| 26 TRADE PAYABLES [Refer note 3(i)] | | | |
| Trade Payables | | | |
| Total outstanding dues of micro enterprises and small enterprises (Refer note 43)" | 282 | 230 | 181 |
| Total outstanding dues of creditors other than micro enterprises and small enterprises" | | | |
| Trade payables other than related parties | 15,037 | 12,161 | 9,480 |
| Trade payables to related parties [Refer note 42(F)(i)] | 4,028 | 4,909 | 3,269 |
| Other payables | 7,866 | 7,289 | 5,852 |
| Total | 27,213 | 24,589 | 18,782 |
| 27 OTHER CURRENT FINANCIALS LIABILITIES | | | |
| Unpaid Dividend (Refer note below) | 74 | 63 | 57 |
| Unpaid Interest (Refer note below) | 37 | 22 | - |
| Payables towards 'Cash on Delivery' shipments (Refer note 11) | 6,569 | 5,177 | 4,964 |
| Current maturities of Unsecured term loan from financial institutions | 625 | - | - |
| Trade Deposits | 1,448 | 1,432 | 1,209 |
| Current portion of Deposit Received from DHL Express (India) Private Limited | 150 | 150 | 150 |
| Total | 8,903 | 6,844 | 6,380 |
| Note: There are no amounts due for payment to the Investor Education and Protection Fund under Section 125 of the Companies Act, 2013 as at the respective year ends | | | |
| 28 OTHER CURRENT LIABILITIES | | | |
| Statutory dues (including Provident Fund, Service Tax, Employees State Insurance and Tax Deducted at Source) | 1,517 | 1,247 | 844 |
| Total | 1,517 | 1,247 | 844 |
| 29 CURRENT EMPLOYEE BENEFIT OBLIGATIONS | | | |
| Provision for employee benefits: | | | |
| Provision for Gratuity [Refer notes 3(f), 3(j) and 33] | 997 | 762 | 783 |
| Provision for Compensated Absences [Refer notes 3(f), 3(j) and 33] | 616 | 528 | 434 |
| Other Employee benefits payable | 5,098 | 4,708 | 1,687 |
| Total | 6,711 | 5,998 | 2,904 |

SCHEDULES

Notes forming part of the Consolidated Financial Statements as of and for the year ended March 31, 2017

| | Year ended March 31, 2017 In ₹ Lakhs | Year ended March 31, 2016 In ₹ Lakhs |
|---|--|--|
| 30 REVENUE FROM OPERATIONS | | |
| Service charges [Refer note 3(d)] | 267,758 | 255,272 |
| Other Operating income: | | |
| Business support services income [Refer note 3(d)] | 806 | 758 |
| Income from Commission [Refer note 3(d)] | 386 | 264 |
| Total | 268,950 | 256,294 |
| 31 OTHER INCOME | | |
| Dividend from Mutual Funds | 418 | 776 |
| Interest on deposits with banks [Refer note 3(d)] | 621 | 144 |
| Interest from others [Refer note 3(d)] | - | 541 |
| Net Gain on Foreign Currency Transactions and Translation | 183 | 62 |
| Sale of Spares | 119 | 208 |
| Unwinding interest on Lease Deposit | 385 | 417 |
| Net gain on derivative liability | 401 | 127 |
| Capital Expenditure Reimbursement on return of aircraft | - | 750 |
| Miscellaneous income | 489 | 454 |
| Total | 2,616 | 3,479 |
| 32 FREIGHT, HANDLING AND SERVICING COSTS (Net) | | |
| Domestic network operating costs | 67,270 | 60,119 |
| International servicing charges | 12,180 | 11,407 |
| Commercial airlift charges | 15,706 | 16,672 |
| Handling and clearing charges | 8,457 | 7,822 |
| Printing, stationery and consumables | 4,466 | 4,253 |
| Aircraft Fuel | 17,229 | 16,571 |
| Aircraft Lease and Engine Lease Rentals | 7,896 | 6,640 |
| Navigation Charges | 3,963 | 3,553 |
| Engineering Maintenance Costs | 1,249 | 1,173 |
| Loss on sale/scraping of Rotables/Components & Overhaul written off | 218 | 344 |
| Consumption of Stores and Spare Parts | 1,061 | 1,165 |
| Provision for aircraft redelivery obligation | 84 | |
| Provision for slow-moving inventory | 165 | 134 |
| Aircraft Insurance | 200 | 206 |
| Interline Expenses | 265 | 284 |
| Total | 140,409 | 130,343 |

SCHEDULES

Notes forming part of the Consolidated Financial Statements as of and for the year ended March 31, 2017

| | Year ended March 31, 2017 In ₹ Lakhs | Year ended March 31, 2016 In ₹ Lakhs |
|---|--|--|
| 33 EMPLOYEE BENEFITS EXPENSE [Refer note 3(f)] | | |
| Salaries, Bonus and Leave Encashment | 48,334 | 46,296 |
| Contribution to provident and other funds | 2,412 | 2,115 |
| Gratuity | 587 | 349 |
| Staff welfare expenses | 4,152 | 3,768 |
| Total | 55,485 | 52,528 |

The Group has classified the various employee benefits provided to employees as under:

I Defined Contribution Plans

- a. Superannuation Fund
- b. State Defined Contribution Plans
 - i. Employers' Contribution to Employee's State Insurance
 - ii. Employers' Contribution to Employee's Pension Scheme 1995

During the year, the Group has recognised the following amounts in the Statement of Profit and Loss under "Contribution to provident and other funds" -

| | Year ended March 31, 2017 in ₹ Lakhs | Year ended March 31, 2016 in ₹ Lakhs |
|---|--|--|
| - Employers' Contribution to Provident Fund | 829 | 713 |
| - Employers' Contribution to Superannuation Fund | 95 | 87 |
| - Employers' Contribution to Employee's State Insurance | 385 | 351 |
| - Employers' Contribution to Employee's Pension Scheme 1995 | 917 | 827 |

II Defined Benefit Plans

I. Gratuity:

A) The amounts recognised in the balance sheet and the movements in the net defined benefit obligation over the year are as follows:

| | Present value of obligation | Fair value of plan assets | Net defined benefit (asset) /liability |
|--|--------------------------------|------------------------------|---|
| Balance as on April 1, 2016 | 6,280 | (5,485) | 795 |
| Interest Cost | 500 | - | 500 |
| Current Service Cost | 520 | - | 520 |
| Expected Return on Plan Assets | | (433) | (433) |
| Total amount recognised in Statement of Profit and Loss | 1,020 | (433) | 587 |
| Remeasurements | - | - | - |
| (Gain)/loss from change in demographic assumptions | - | | |
| (Gain)/loss from change in financial assumptions | 171 | (4) | 167 |
| Experience (gain)/losses | 273 | (5) | 268 |
| Total amount recognised in other comprehensive income | 444 | (9) | 435 |
| Benefits Paid | (209) | 205 | (4) |
| Contributions | - | (776) | (776) |
| Balance as on March 31, 2017 | 7,535 | (6,498) | 1,037 |

SCHEDULES

Notes forming part of the Consolidated Financial Statements as of and for the year ended March 31, 2017

| | Present value of obligation | Fair value of plan assets | Net defined benefit (asset) /liability |
|--|--------------------------------|------------------------------|---|
| Balance as on April 1, 2015 | 5,111 | (4,078) | 1,033 |
| Interest Cost | 338 | - | 338 |
| Current Service Cost | 340 | - | 340 |
| Expected Return on Plan Assets | - | (329) | (329) |
| Total amount recognised in Statement of Profit and Loss | 678 | (329) | 349 |
| Remeasurements | - | - | - |
| (Gain)/loss from change in demographic assumptions | - | (73) | (73) |
| (Gain)/loss from change in financial assumptions | 489 | (21) | 468 |
| Experience (gain)/losses | 319 | - | 319 |
| Total amount recognised in other comprehensive income | 808 | (94) | 714 |
| Benefits Paid | (317) | 334 | (17) |
| Contributions | - | (1,318) | (1,318) |
| Balance as on March 31, 2016 | 6,280 | (5,485) | 795 |

| | As at March 31, 2017 in ₹ Lakhs | As at March 31, 2016 in ₹ Lakhs | As at April 1, 2015 in ₹ Lakhs |
|--|---------------------------------------|---------------------------------------|--------------------------------------|
| B) Reconciliation of Present Value of Defined Benefit Obligation and the Fair value of Assets | | | |
| Present Value of funded obligation as at the year end | 7,535 | 6,280 | 4,386 |
| Fair Value of Plan Assets as at the end of the year | 6,498 | 5,485 | 3,386 |
| Funded Status | (1,037) | (795) | (1,000) |
| Present Value of unfunded Obligation as at the year end | (1,037) | (795) | (1,000) |
| Unrecognised Actuarial (gains)/losses | Nil | Nil | Nil |
| Unfunded Net Liability Recognised in Balance Sheet | (1,037) | (795) | (1,000) |
| C) Amount recognised in the Balance Sheet | | | |
| Present Value of Obligation at the end of the year | (7,535) | (6,280) | (4,386) |
| Fair value of plan assets at the end of the year | 6,498 | 5,485 | 3,386 |
| Liability recognised in the Balance Sheet | (1,037) | (795) | (1,000) |

D) i) Valuations in respect of Gratuity has been carried out by an independent actuary, as at the Balance sheet date, based on the following assumptions:

| | As at March 31, 2017 | As at March 31, 2016 | As at April 1, 2015 |
|---|-------------------------|-------------------------|------------------------|
| Discount Rate and Rate of Return on Plan Assets (per annum) | 7.74% / 7.66% | 7.97% / 7.96% | 8.07% / 8.03% |
| Rate of increase in Compensation levels (refer note below) | 7.25% / 6.75% | 7.25% / 6.75% | 7.25% / 6.75% |

Note: The estimates of future salary increases, considered in actuarial valuation, takes into account, inflation, seniority, promotions and other relevant factors, such as demand and supply in the employment market.

SCHEDULES

Notes forming part of the Consolidated Financial Statements as of and for the year ended March 31, 2017

ii) Sensitivity analysis

Reasonably possible changes at the reporting date to one of the relevant actuarial assumptions, holding other assumptions constant, would have affected the defined benefit obligation by the amounts shown below.

| | As at March 31, 2017 | | As at March 31, 2016 | |
|--|----------------------|----------|----------------------|----------|
| | Increase | Decrease | Increase | Decrease |
| Discount Rate (0.5 % movement) | (403) | 440 | (339) | 370 |
| Rate of increase in Compensation levels (0.5 % movement) | 440 | (406) | 370 | (342) |

Although the analysis does not take account of the full distribution of cash flows expected under the plan, it does provide an approximation of the sensitivity of the assumptions shown.

iii) Percentage of each category of Plan Assets to total Fair Value of Plan Assets

The Plan Assets are administered by Life Insurance Corporation of India ("LIC") as per Investment Pattern stipulated for Pension and Group Schemes Fund by Insurance Regulatory and Development Authority ('IRDA') regulations.

| | As at March 31, 2017 in ₹ Lakhs | As at March 31, 2016 in ₹ Lakhs | As at April 1, 2015 in ₹ Lakhs |
|--|---------------------------------------|---------------------------------------|--------------------------------------|
| Insured fund in LIC | 6,498 | 5,485 | 3,386 |
| Recognised under: | | | |
| Non-current employee benefit obligations (Refer note 22) | 40 | 33 | 249 |
| Current employee benefit obligations (Refer note 29) | 997 | 762 | 783 |
| iv) Expected gratuity contribution for the next years. | 1,177 | 1,054 | 835 |

E) Compensated Absences

| | | | |
|--|-------|-------|-------|
| Non-current employee benefit obligations (Refer note 22) | 2,172 | 1,728 | 1,410 |
| Current employee benefit obligations (Refer note 29) | 616 | 528 | 434 |

34 FINANCE COSTS

| | Year ended March 31, 2017 in ₹ Lakhs | Year ended March 31, 2016 in ₹ Lakhs |
|----------------------------|--|--|
| Interest on Term Loan | 477 | 584 |
| Interest on Bank Overdraft | 12 | 14 |
| Interest on Debentures | 3,113 | 3,113 |
| Interest paid to others | 899 | 599 |
| Total | 4,501 | 4,310 |

35 DEPRECIATION AND AMORTISATION EXPENSE

| | | |
|-----------------------------------|---------------|---------------|
| Depreciation on Tangible assets | 8,794 | 8,797 |
| Amortisation on Intangible assets | 1,581 | 1,409 |
| Total | 10,375 | 10,206 |

SCHEDULES

Notes forming part of the Consolidated Financial Statements as of and for the year ended March 31, 2017

| | Year ended March 31, 2017 in ₹ Lakhs | Year ended March 31, 2016 in ₹ Lakhs |
|---|--|--|
| 36 OTHER EXPENSES | | |
| Rent [Refer note 3(g)] | 16,747 | 14,481 |
| Office expenses | 2,937 | 3,294 |
| Security expenses | 3,246 | 2,730 |
| Electricity | 2,185 | 2,243 |
| Repairs and maintenance - others | 2,960 | 2,519 |
| Communication expenses | 1,633 | 1,086 |
| Directors sitting fees | 28 | 30 |
| Legal and professional (Refer note (i) below) | 4,399 | 1,017 |
| Payment to Auditors | | |
| As auditor: | | |
| Statutory Audit fees | 62 | 62 |
| Tax Audit fees | 11 | 11 |
| Reimbursement of Expenses | 5 | 5 |
| Other Matters | 52 | 52 |
| Rates and taxes | 847 | 870 |
| Travelling and conveyance | 854 | 911 |
| Lease rentals [Refer note 3(g)] | 359 | 307 |
| Insurance | 478 | 477 |
| Sales promotion and advertising | 271 | 253 |
| Bad debts written off | 156 | 144 |
| Expenditure towards Corporate Social Responsibility activities (Refer note (ii) below) | 547 | 304 |
| Loss on sale/scrapping of Property, Plant and Equipment (Net) | 26 | 23 |
| Amortisation of prepaid lease rent | | 442 |
| Net Loss on Foreign Currency Transactions and Translation | - | 129 |
| Provision for redelivery | | (9) |
| Subscriptions charges | 314 | 276 |
| Miscellaneous expenses | 766 | 1,143 |
| Total | 38,883 | 32,800 |
| Note (i):- Other expenses include professional charges of ₹ 3,510 Lakhs during the year ended March 31, 2017 towards consultation and advisory services to strengthen Company's future strategic plans. | | |
| Note (ii):- Expenditure on Corporate Social Responsibility Activities | | |
| a) Gross amount required to be spent by the Company during the year | 547 | 405 |
| b) Amount spent during the year on (in cash): | | |
| (i) Expenditure on Educational programmes | 182 | 133 |
| (ii) Expenditure on Health care programmes | 81 | 27 |
| (iii) Expenditure on promoting sports | 27 | 23 |
| (iv) Expenditure on accomodation for needy children | 123 | 100 |
| (v) Expenditure for plantation of trees | 43 | - |
| (vi) Expenditure on Cataract Surgeries | 25 | - |

SCHEDULES

Notes forming part of the Consolidated Financial Statements as of and for the year ended March 31, 2017

| | Year ended March 31, 2017 in ₹ Lakhs | Year ended March 31, 2016 in ₹ Lakhs |
|-------------------------------|--|--|
| (vii) Donation | 28 | - |
| (viii) Other CSR expenditures | 38 | 21 |
| Total | 547 | 304 |

37 EARNINGS PER SHARE [Refer note 3(q)]

| | | |
|---|------------|------------|
| Profit for the year | 13,984 | 19,683 |
| Weighted average number of shares (Nos.) | 23,727,934 | 23,727,934 |
| Basic and Diluted Earnings Per Share (In ₹) | 58.94 | 82.95 |
| Nominal value of shares outstanding (In ₹) | 10 | 10 |

38 OPERATING LEASES [Refer note 3(g)]

- a. The Group has entered into various non-cancellable operating lease agreements for official/ residential premises for a period of two to ten years and for acquiring aircrafts and aircraft engines for a period of four to fourteen years. Future minimum rentals payable under non-cancellable operating leases are as follows:

| | As at March 31, 2017 in ₹ Lakhs | As at March 31, 2016 in ₹ Lakhs | As at April 1, 2015 in ₹ Lakhs |
|---|---------------------------------------|---------------------------------------|--------------------------------------|
| Not later than one year | 10,285 | 8,918 | 8,884 |
| Later than one year and not later than five years | 31,618 | 26,678 | 27,944 |
| Later than five years | 38,772 | 16,032 | 19,476 |
| Charge for the year | 10,947 | 9,350 | 10,515 |

- b. Group has entered into various cancellable leasing arrangements for motor cars, office equipments and for official/residential premises. The lease rentals for motor cars of ₹ 682 Lakhs [Previous year - ₹ 589 Lakhs] has been included under the head "Employee Benefits Expense - Salaries, Bonus and Leave Encashment" under note 33 forming part of the Statement of Profit and Loss. Lease rentals for office equipments of ₹ 364 Lakhs [Previous year - ₹ 310 Lakhs] has been included under the head "Other Expenses - Lease Rentals" under Note 36 forming part of the Statement of Profit and Loss and lease rentals for official and residential premises of ₹ 13,713 Lakhs [Previous year - ₹ 12,146 Lakhs] has been included under the head "Other Expenses - Rent" under Note 36 forming part of the Statement of Profit and Loss.
- c. Group has entered into various cancellable leasing arrangements for network vehicles. The lease component included in domestic network operating cost amounting to ₹ 1,718 [Previous year - ₹ 1,596 Lakhs] has been included under the head "Freight, Handling and Servicing Costs- Domestic Network operating cost" under note 32 forming part of the Statement of Profit and Loss.

39 SEGMENT INFORMATION

The Group has only one operating segment, which is integrated air and ground transportation and distribution. All assets of the Group are domiciled in India and the Group earns its entire revenue from its operations in India. There is no single customer which contributes more than 10% of the Group's total revenues.

SCHEDULES

Notes forming part of the Consolidated Financial Statements as of and for the year ended March 31, 2017

40 FINANCIAL INSTRUMENTS – FAIR VALUES AND RISK MANAGEMENT

A Accounting classification and fair values

The following table shows the carrying amounts and fair values of financial assets and financial liabilities, including their levels in the fair value hierarchy.

| in ₹ Lakhs | | | | | | | | | |
|-------------------------------------|-----------|-----------------|--------|----------------|---------------|---|---|---|---------------|
| March 31, 2017 | Note No. | Carrying amount | | | | Fair value disclosure | | | |
| | | FVTPL | FVTOCI | Amortised Cost | Total | Quoted prices in active markets (Level 1) | Significant observable inputs (Level 2) | Significant unobservable inputs (Level 3) | Total |
| Financial assets | | | | | | | | | |
| (i) Loans | 13 | - | - | 106 | 106 | - | - | 106 | 106 |
| (ii) Trade receivables | 10 | - | - | 36,069 | 36,069 | - | - | 36,069 | 36,069 |
| (iii) Cash and cash equivalents | 11 | - | - | 25,572 | 25,572 | - | - | 25,572 | 25,572 |
| (iv) Bank balances other than above | 12 | - | - | 111 | 111 | - | - | 111 | 111 |
| (v) Deposits | 5 and 14 | - | - | 5,729 | 5,729 | - | - | 5,729 | 5,729 |
| (vi) Other financial assets | 5 and 14 | - | - | 5,331 | 5,331 | - | - | 5,331 | 5,331 |
| | | - | - | 72,918 | 72,918 | - | - | 72,918 | 72,918 |
| Financial liabilities | | | | | | | | | |
| (i) Borrowings | 20 and 25 | - | - | 48,303 | 48,303 | 33,596 | - | 14,376 | 47,972 |
| (ii) Trade payables | 26 | - | - | 27,213 | 27,213 | - | - | 27,213 | 27,213 |
| (iii) Other financial liabilities | 21 and 27 | - | - | 9,851 | 9,851 | - | - | 9,851 | 9,851 |
| | | - | - | 85,367 | 85,367 | 33,596 | - | 51,440 | 85,036 |

| in ₹ Lakhs | | | | | | | | | |
|-------------------------------------|-----------|-----------------|--------|----------------|---------------|---|---|---|---------------|
| March 31, 2016 | Note No. | Carrying amount | | | | Fair value disclosure | | | |
| | | FVTPL | FVTOCI | Amortised Cost | Total | Quoted prices in active markets (Level 1) | Significant observable inputs (Level 2) | Significant unobservable inputs (Level 3) | Total |
| Financial assets | | | | | | | | | |
| (i) Loans | 13 | - | - | 81 | 81 | - | - | 81 | 81 |
| (ii) Trade receivables | 10 | - | - | 29,074 | 29,074 | - | - | 29,074 | 29,074 |
| (iii) Cash and cash equivalents | 11 | - | - | 28,733 | 28,733 | - | - | 28,733 | 28,733 |
| (iv) Bank balances other than above | 12 | - | - | 85 | 85 | - | - | 85 | 85 |
| (v) Deposits | 5 and 14 | - | - | 4,678 | 4,678 | - | - | 4,678 | 4,678 |
| (vi) Other financial assets | 5 and 14 | - | - | 4,121 | 4,121 | - | - | 4,121 | 4,121 |
| | | - | - | 66,772 | 66,772 | - | - | 66,772 | 66,772 |
| Financial liabilities | | | | | | | | | |
| (i) Borrowings | 20 and 25 | - | - | 39,528 | 39,528 | 33,596 | 6,000 | - | 39,596 |
| (ii) Trade payables | 26 | - | - | 24,589 | 24,589 | - | - | 24,589 | 24,589 |
| (iii) Other financial liabilities | 21 and 27 | - | - | 14,650 | 14,650 | - | - | 14,650 | 14,650 |
| | | - | - | 78,767 | 78,767 | 33,596 | 6,000 | 39,239 | 78,835 |

SCHEDULES

Notes forming part of the Consolidated Financial Statements as of and for the year ended March 31, 2017

in ₹ Lakhs

| April 1, 2015 | Note No. | Carrying amount | | | | Fair value disclosure | | | Total |
|-------------------------------------|-----------|-----------------|--------|----------------|---------------|---|---|---|---------------|
| | | FVTPL | FVTOCI | Amortised Cost | Total | Quoted prices in active markets (Level 1) | Significant observable inputs (Level 2) | Significant unobservable inputs (Level 3) | |
| Financial assets | | | | | | | | | |
| (i) Loans | 13 | - | - | 40 | 40 | - | - | 40 | 40 |
| (ii) Trade receivables | 10 | - | - | 26,616 | 26,616 | - | - | 26,616 | 26,616 |
| (iii) Cash and cash equivalents | 11 | - | - | 16,665 | 16,665 | - | - | 16,665 | 16,665 |
| (iv) Bank balances other than above | 12 | - | - | 57 | 57 | - | - | 57 | 57 |
| (v) Deposits | 5 and 14 | - | - | 3,912 | 3,912 | - | - | 3,912 | 3,912 |
| (vi) Other financial assets | 5 and 14 | - | - | 2,529 | 2,529 | - | - | 2,529 | 2,529 |
| | | - | - | 49,819 | 49,819 | - | - | 49,819 | 49,819 |
| Financial liabilities | | | | | | | | | |
| (i) Borrowings | 20 and 25 | - | - | 39,219 | 39,219 | 33,219 | 6,000 | - | 39,219 |
| (ii) Trade payables | 26 | - | - | 18,782 | 18,782 | - | - | 18,782 | 18,782 |
| (iii) Other financial liabilities | 21 and 27 | - | - | 12,893 | 12,893 | - | - | 12,893 | 12,893 |
| | | - | - | 70,894 | 70,894 | 33,219 | 6,000 | 31,675 | 70,894 |

Level 1: Level 1 hierarchy includes financial instruments measured using quoted prices. This includes listed debt instruments that have a quoted price. The fair value of all debt instruments which are traded in the stock exchanges is valued using the closing price as at the reporting period.

Level 2: The fair value of financial instruments that are not traded in an active market (for example, traded bonds, over-the-counter derivatives) is determined using valuation techniques which maximise the use of observable market data and rely as little as possible on entity-specific estimates. If all significant inputs required to fair value an instrument are observable, the instrument is included in level 2.

Level 3: If one or more of the significant inputs is not based on observable market data, the instrument is included in level 3. This is the case for unlisted equity securities, contingent consideration and indemnification asset included in level 3.

B Financial Risk management

i) Risk management framework

The Group's activities expose it to a variety of financial risks, including market risk, credit risk and liquidity risk. The Group's primary risk management focus is to minimize potential adverse effects of market risk on its financial performance. The Group's risk assessment and policies and processes are established to identify and analyze the risks faced by the Group, to set appropriate risk limits and controls, and to monitor such risks and compliance with the policies and processes. Risk assessment and policies and processes are reviewed regularly to reflect changes in market conditions and the Group's activities. The Board of Directors and the management is responsible for overseeing the Group's risk assessment and policies and processes.

ii) Credit Risk

Credit risk is the risk of financial loss to the Group if a customer or counterparty to a financial instrument fails to meet its contractual obligations, and arises principally from the Group's receivables from customers. Credit risk is managed through credit approvals, establishing credit limits and continuously monitoring the creditworthiness of customers to which the Group grants credit terms in the normal course of business. The Group establishes an allowance for doubtful debts and impairment that represents its estimate of expected credit loss in respect of trade and other receivables and investments.

SCHEDULES

Notes forming part of the Consolidated Financial Statements as of and for the year ended March 31, 2017

Trade and other receivables

The Group's exposure to credit risk is influenced mainly by the individual characteristics of each customer. The demographics of the customer, including the default risk of the industry and country in which the customer operates, also have an influence on credit risk assessment.

Concentrations of credit risk with respect to trade receivables are limited, due to the Group's customer base being large and diverse and also on account of realisation of receivables within six months. All trade receivables are reviewed and assessed for default on a regular basis.

Our historical experience of collecting receivables, supported by the level of default, is that credit risk is low.

Cash and cash equivalents

The Group held cash and cash equivalents with credit worthy banks and financial institutions of ₹ 24,362, ₹ 27,688 Lakhs and ₹ 15,465 Lakhs as at March 31, 2017, March 31, 2016 and April 1, 2015 respectively. The credit worthiness of such banks and financial institutions is evaluated by the management on an ongoing basis and is considered to be good.

Security deposits given to lessors

The Group has given security deposit to lessors for premises leased by the Group as at March 31, 2017 and March 31, 2016 and April 1, 2015. The credit worthiness of such lessors is evaluated by the management on an ongoing basis and is considered to be good.

iii) Liquidity risk

Liquidity risk is the risk that the Group will not be able to meet its financial obligations as they become due. The Group manages its liquidity risk by ensuring, as far as possible, that it will always have sufficient liquidity to meet its liabilities when due, under both normal and stressed conditions, without incurring unacceptable losses or risk to the Group's reputation.

The Group has access to funds from non-convertible debentures.

As of March 31, 2017, the Group had working capital of ₹ 12,077 Lakhs including inventories of ₹ 2,465 Lakhs, cash and cash equivalents of ₹ 25,572 Lakhs, trade receivables of ₹ 36,069 Lakhs, other current assets of ₹ 9,633 Lakhs, employee benefit obligation of ₹ 6,711 Lakhs, trade payables of ₹ 27,213 Lakhs, borrowing ₹ 17,318 Lakhs and other current liabilities of ₹ 10,420 Lakhs.

As of March 31, 2016, the Group had working capital of ₹ 29,020 Lakhs including inventories of ₹ 2,110 Lakhs, cash and cash equivalents of ₹ 28,733 Lakhs, trade receivables of ₹ 29,074 Lakhs, other current assets of ₹ 8,090 Lakhs, employee benefit obligation of ₹ 5,998 Lakhs, trade payables of ₹ 24,589 Lakhs, and other current liabilities of ₹ 8,400 Lakhs.

As of April 1, 2015, the Group had working capital of ₹ 22,569 Lakhs including inventories of ₹ 1,875 Lakhs, cash and cash equivalents of ₹ 16,665 Lakhs, trade receivables of ₹ 26,616 Lakhs, other current assets of ₹ 6,323 Lakhs, employee benefit obligation of ₹ 2,904 Lakhs, trade payables of ₹ 18,782 Lakhs, and other current liabilities of ₹ 7,224 Lakhs.

Exposure to liquidity risk

The following are the remaining contractual maturities of financial liabilities at the reporting date. The amounts are gross and undiscounted, and include estimated interest payments and exclude the impact of netting agreements.

| March 31, 2017 | Contractual cash flows | | | | | in ₹ Lakhs |
|---|------------------------|---------------|---------------|---------------|---------------|-------------------|
| | Carrying amount | Total | 0-1 year | 1-2 years | 2-5 years | More than 5 years |
| Non-derivative financial liabilities | | | | | | |
| Unsecured non convertible debentures (Series III) | 7,118 | 8,902 | 676 | 676 | 7,550 | - |
| Unsecured non convertible debentures (Series II) | 9,491 | 10,953 | 892 | 10,061 | - | - |
| Unsecured non convertible debentures (Series I) | 16,610 | 17,596 | 17,596 | - | - | - |
| Term Loan from Bank | 15,084 | 15,084 | - | - | 15,084 | - |
| Trade and other payables | 27,213 | 27,213 | 27,213 | - | - | - |
| Other financial liabilities | 9,851 | 9,851 | 9,851 | - | - | - |
| Total | 85,367 | 89,599 | 56,228 | 10,737 | 22,634 | - |

SCHEDULES

Notes forming part of the Consolidated Financial Statements as of and for the year ended March 31, 2017

| March 31, 2016 | Carrying amount | Total | Contractual cash flows | | | in ₹ Lakhs |
|---|-----------------|---------------|------------------------|---------------|---------------|-------------------|
| | | | 0-1 year | 1-2 years | 2-5 years | More than 5 years |
| Non-derivative financial liabilities | | | | | | |
| Unsecured non convertible debentures (Series III) | 7,118 | 9,578 | 676 | 676 | 8,226 | - |
| Unsecured non convertible debentures (Series II) | 9,491 | 11,845 | 892 | 892 | 10,061 | - |
| Unsecured non convertible debentures (Series I) | 16,610 | 19,141 | 1,545 | 17,596 | - | - |
| Term Loan from Bank | 6,309 | 6,309 | - | - | 6,309 | - |
| Trade and other payables | 24,589 | 24,589 | 24,589 | - | - | - |
| Other financial liabilities | 14,650 | 14,650 | 14,650 | - | - | - |
| Total | 78,767 | 86,112 | 42,352 | 19,164 | 24,596 | - |

| April 1, 2015 | Carrying amount | Total | Contractual cash flows | | | in ₹ Lakhs |
|---|-----------------|---------------|------------------------|--------------|---------------|-------------------|
| | | | 0-1 year | 1-2 years | 2-5 years | More than 5 years |
| Non-derivative financial liabilities | | | | | | |
| Unsecured non convertible debentures (Series III) | 7,118 | 10,254 | 676 | 676 | 8,902 | - |
| Unsecured non convertible debentures (Series II) | 9,491 | 12,737 | 892 | 892 | 10,953 | - |
| Unsecured non convertible debentures (Series I) | 16,610 | 20,686 | 1,545 | 1,545 | 17,596 | - |
| Term Loan from Bank | 6,000 | 6,000 | - | - | 6,000 | - |
| Trade and other payables | 18,782 | 18,782 | 18,782 | - | - | - |
| Other financial liabilities | 12,893 | 12,893 | 12,893 | - | - | - |
| Total | 70,894 | 81,352 | 34,788 | 3,113 | 43,451 | - |

iv) Market risk

Market risk is the risk of loss of future earnings, fair values or future cash flows that may result from adverse changes in market rates and prices (such as interest rates and foreign currency exchange rates) or in the price of market risk-sensitive instruments as a result of such adverse changes in market rates and prices. Market risk is attributable to all market risk-sensitive financial instruments, all foreign currency receivables and payables and all short term and long-term debt. The Group is exposed to market risk primarily related to foreign exchange rate risk and interest rate risk. Thus, the Group's exposure to market risk is a function of investing and borrowing activities and its revenue generating and operating activities.

a) Interest rate risk

Interest rate risk is the risk that the fair value or future cash flows of a financial instrument will fluctuate because of changes in market interest rates.

Interest rate sensitivity - fixed rate instruments

The Group's fixed rate borrowings are carried at amortised cost. They are therefore not subject to interest rate risk since neither the carrying amount nor the future cash flow will fluctuate because of a change in market interest rates.

b) Currency risk

The fluctuation in foreign currency exchange rates may have potential impact on the Statement of Profit and Loss and equity, where any transaction references more than one currency or where assets/liabilities are denominated in a currency other than the functional currency of the entity.

SCHEDULES

Notes forming part of the Consolidated Financial Statements as of and for the year ended March 31, 2017

Considering the countries and economic environment in which the Group operates, its operations are subject to risks arising from fluctuations in exchange rates in those countries. The risks primarily relate to fluctuations in U.S. dollar, against the functional currency of the Group.

Exposure to currency risk

The summary quantitative data about the Group's exposure to currency risk as reported to the management of the Group is as follows:

| | in ₹ Lakhs | | |
|---|----------------|----------------|----------------|
| | March 31, 2017 | March 31, 2016 | April 1, 2015 |
| Trade receivables (in USD) | 84 | 164 | 538 |
| Trade receivables (in Euro) | - | 818 | - |
| Trade payables (in USD) | (2,013) | (1,279) | (1,444) |
| Trade payables (in Euro) | (997) | (1,285) | (528) |
| Trade payables (in GBP) | (20) | - | - |
| Net statement of financial position exposure | (2,946) | (1,582) | (1,434) |
| Forward exchange contracts | - | - | - |
| Net exposure | (2,946) | (1,582) | (1,434) |

Sensitivity analysis

A 10% strengthening / weakening of the respective foreign currencies with respect to functional currency of Group would result in increase or decrease in profit or loss and equity as shown in table below. This analysis assumes that all other variables, in particular interest rates, remain constant and ignores any impact of forecast sales and purchases. The following analysis has been worked out based on the exposures as of the date of statements of financial position.

| Effect in ₹ Lakhs | Profit or loss | | Equity, net of tax | |
|-----------------------|----------------|------------|--------------------|-----------|
| | Strengthening | Weakening | Strengthening | Weakening |
| March 31, 2017 | | | | |
| EUR | (100) | 100 | - | - |
| USD | (193) | 193 | - | - |
| GBP | (2) | 2 | - | - |
| | (295) | 295 | - | - |

| Effect in ₹ Lakhs | Profit or loss | | Equity, net of tax | |
|-----------------------|----------------|------------|--------------------|-----------|
| | Strengthening | Weakening | Strengthening | Weakening |
| March 31, 2016 | | | | |
| EUR | (47) | 47 | - | - |
| USD | (112) | 112 | - | - |
| GBP | - | - | - | - |
| | (159) | 159 | - | - |

(Note: The impact is indicated on the Statement of Profit and Loss and Equity net of tax basis)

SCHEDULES

Notes forming part of the Consolidated Financial Statements as of and for the year ended March 31, 2017

41 TAX EXPENSE

A. Amounts recognised in Statement of Profit and Loss

| | Year ended March 31, 2017 in ₹ Lakhs | Year ended March 31, 2016 in ₹ Lakhs |
|---|--|--|
| Current income tax | 8,450 | 10,694 |
| Deferred income tax liability / (asset), net | | |
| Origination and reversal of temporary differences | (521) | (791) |
| Deferred tax expense/(benefit) | (521) | (791) |
| Tax expense for the year | 7,929 | 9,903 |

B. Reconciliation of effective tax rate

| | As at March 31, 2017 in ₹ Lakhs | As at March 31, 2016 in ₹ Lakhs |
|--|---------------------------------------|---------------------------------------|
| Profit before tax | 21,913 | 29,586 |
| Tax using the Company's domestic tax rate (Current year 34.61 % and Previous Year 34.61%) | 7,584 | 10,239 |
| Reduction in tax rate | | |
| Add Tax Effect on amounts which are not deductible (taxable) in calculating taxable income: | | |
| Expenditure towards Corporate Social Responsibility activities | 189 | 105 |
| Dividend from Mutual Funds | (145) | (268) |
| Others | 301 | (173) |
| | 7,929 | 9,903 |

C. Movement in deferred tax balances

| | March 31, 2017 | | | | in ₹ Lakhs | | |
|---|-------------------------------------|---|----------------------|------------|--|-----------------------|---------------------------|
| | Net balance March 31, 2016 | Recognised in Statement of Profit and Loss | Recognised in OCI | Others | Net deferred tax (asset)/ liability | Deferred tax asset | Deferred tax liability |
| Deferred tax asset | | | | | | | |
| Property, plant and equipment | (163) | (577) | - | - | (740) | (740) | - |
| Other | (1,234) | (212) | - | 483 | (963) | (963) | - |
| Provision for Compensated Absences | (639) | (136) | - | - | (775) | (775) | - |
| Provision for Bonus | (253) | (12) | - | - | (265) | (265) | - |
| Provision for Gratuity | (265) | 66 | - | - | (349) | (349) | - |
| Other def tax liability | 313 | (313) | - | - | - | - | - |
| Interest free deposit | (57) | (4) | - | - | (61) | (61) | - |
| Revenue recognised on delivery | (667) | 667 | - | - | - | - | - |
| Remeasurements of defined benefit plans | - | - | (150) | - | - | - | - |
| Other items | - | - | - | - | - | - | - |
| Tax assets (Liabilities) | (2,965) | (521) | (150) | 483 | (3,153) | (3,153) | - |

SCHEDULES

Notes forming part of the Consolidated Financial Statements as of and for the year ended March 31, 2017

| | March 31, 2016 | | | | | in ₹ Lakhs | |
|---|------------------------------------|---|----------------------|----------|--|-----------------------|---------------------------|
| | Net balance April 1, 2015 | Recognised in Statement of Profit and Loss | Recognised in OCI | Others | Net deferred tax (asset)/ liability | Deferred tax asset | Deferred tax liability |
| Deferred tax liability | | | | | | | |
| Property, plant and equipment | 225 | (388) | - | - | (163) | (163) | - |
| Other | (544) | (690) | - | - | (1,234) | (1,234) | - |
| Provision for Compensated Absences | (535) | (104) | - | - | (639) | (639) | - |
| Provision for Bonus | (88) | (165) | - | - | (253) | (253) | - |
| Provision for Gratuity | (321) | 56 | - | - | (265) | (265) | - |
| Other def tax liability | - | 313 | - | - | 313 | - | 313 |
| Interest free deposit | (47) | (10) | - | - | (57) | (57) | - |
| Revenue recognised on delivery | (621) | (46) | | | (667) | (667) | - |
| Remeasurements of defined benefit plans | - | 243 | (243) | - | - | - | - |
| Tax (Assets)/ Liabilities | (1,931) | (791) | (243) | - | (2,965) | (3,278) | 313 |

The Group offsets tax assets and liabilities if and only if it has a legally enforceable right to set off current tax assets and current tax liabilities and the deferred tax assets and deferred tax liabilities relate to income taxes levied by the same tax authority.

Significant management judgement is required in determining provision for income tax, deferred income tax assets and liabilities and recoverability of deferred income tax assets. The recoverability of deferred income tax assets is based on estimates of taxable income and the period over which deferred income tax assets will be recovered. Any changes in future taxable income would impact the recoverability of deferred tax assets.

42 RELATED PARTY DISCLOSURES

(A) Names of related parties and related party relationship

(i) Enterprises where control exists

| | |
|--------------------------|---|
| Ultimate Holding Company | Deutsche Post AG, Germany |
| Holding Company | DHL Express (Singapore) Pte. Limited, Singapore |

| Subsidiaries | Ownership Interest | | | |
|--------------------------------|---------------------------|----------------|----------------|---------------|
| Name | Place of incorporation | March 31, 2017 | March 31, 2016 | April 1, 2015 |
| Concorde Air Logistics Limited | India | 100% | 100% | 100% |
| Blue Dart Aviation Limited | India | 100% | 74% | 49% |

(B) Related party relationships where transactions have taken place during the year

| | |
|---------------------------|---|
| Ultimate Holding Company | Deutsche Post AG, Germany |
| Holding Company | DHL Express (Singapore) Pte. Limited, Singapore |
| Fellow Subsidiary Company | DHL Express (India) Private Limited, India |
| Fellow Subsidiary Company | DHL Supply Chain India Private Limited, India |
| Fellow Subsidiary Company | DHL Logistics Private Limited, India |
| Fellow Subsidiary Company | European Air Transport, Leipzig GMBH, Germany |
| Fellow Subsidiary Company | DHL Aviation (Netherlands) B.V. |

SCHEDULES

Notes forming part of the Consolidated Financial Statements as of and for the year ended March 31, 2017

| | |
|---------------------------|--|
| Fellow Subsidiary Company | DHL Aviation EEMEA, Kingdom of Bahrain |
| Fellow Subsidiary Company | DHL WorldWide Network NV/SA |
| Fellow Subsidiary Company | DHL eCommerce Singapore PTE. Ltd., Singapore |
| Fellow Subsidiary Company | Deutsche Post IT Services, GMBH, Germany |
| Fellow Subsidiary Company | Williams Lea India Private Limited, India |
| Fellow Subsidiary Company | Tag India Private Limited, India |

(C) Entities in which a Director of a Subsidiary Company is interested

| | |
|---------|--|
| Company | Cargo Service Center India Private Limited |
| Company | Delhi Cargo Service Center Private Limited |

(D) Key Management Personnel

| | |
|-----------------------------|--|
| Anil Khanna | Managing Director - Blue Dart Express Limited |
| Tulsi Nowlakha Mirchandaney | Managing Director - Blue Dart Aviation Limited |

| | Year ended March 31, 2017 in ₹ Lakhs | Year ended March 31, 2016 in ₹ Lakhs |
|--|--|--|
| (E) Transactions with related parties during the year | | |
| (i) With Holding/Fellow Subsidiaries/ Associate Company | | |
| Deutsche Post AG, Germany | | |
| Reimbursements of expenses | 10 | - |
| DHL Express (Singapore) Pte. Limited, Singapore | | |
| Dividend paid | 5,339 | 3,559 |
| DHL Express (India) Private Limited, India | | |
| International servicing cost | 12,180 | 11,407 |
| Domestic service charges income | (5,740) | (6,427) |
| Reimbursements of expenses | 139 | 92 |
| Business support services income | (806) | (758) |
| Other income | (73) | (82) |
| Courier charges incurred | 202 | 156 |
| DHL Supply Chain India Private Limited, India | | |
| Domestic service charges income | (2,137) | (2,619) |
| Deposit (repaid)/accepted | (25) | 5 |
| Reimbursements of expenses | 390 | 450 |
| DHL Logistics Private Limited, India | | |
| Domestic service charges income | (175) | (138) |
| Deposit repaid | 2 | - |
| Reimbursements of expenses | 40 | 35 |
| Rental Income | - | (31) |
| European Air Transport, Leipzig GMBH, Germany | | |
| Aircraft spares /Repairs | 33 | 12 |
| DHL eCommerce Singapore PTE. Ltd., Singapore | | |
| Payment towards software maintenance | 134 | - |

SCHEDULES

Notes forming part of the Consolidated Financial Statements as of and for the year ended March 31, 2017

| | Year ended March 31, 2017 in ₹ Lakhs | Year ended March 31, 2016 in ₹ Lakhs | |
|--|--|--|---|
| Deutsche Post IT Services, GMBH, Germany | | | |
| Reimbursements of expenses | 1 | - | |
| Williams Lea India Private Limited, India | | | |
| Reimbursements of expenses | 17 | - | |
| Tag India Private Limited, India | | | |
| Reimbursements of expenses | 12 | - | |
| DHL Aviation (Netherlands) B.V. | | | |
| Aircraft Dry Lease | 7,026 | 5,964 | |
| Received towards capital expenditure on return of aircraft | 818 | - | |
| DHL Aviation EEMEA, Kingdom of Bahrain | | | |
| Received towards Sale of Aircraft parts | - | (38) | |
| Delhi Cargo Service Centre Private Limited | | | |
| Interline Expenses | 6 | 9 | |
| Cargo Service Centre India Private Limited | | | |
| Interline Expenses | 4 | 15 | |
| DHL WorldWide Network NV/SA | | | |
| Payment towards Engineering & Maintenance ERP & AMC | 80 | 277 | |
| All transactions with related parties are at arm's length and all balances are unsecured | | | |
| (ii) With Key Management Personnel | | | |
| Anil Khanna - Blue Dart Express Limited | | | |
| Remuneration | 574 | 441 | |
| Tulsi Nowlakha Mirchandaney - Blue Dart Aviation Limited | | | |
| Remuneration | 251 | 227 | |
| | As at March 31, 2017 in ₹ Lakhs | As at March 31, 2016 in ₹ Lakhs | As at April 1, 2015 in ₹ Lakhs |
| (F) Related party balances as at the year end | | | |
| (i) Receivable/(Payable) from/to Fellow Subsidiaries | | | |
| DHL Express (India) Private Limited, India | 2,330 | 2,366 | 3,958 |
| DHL Express (India) Private Limited, India | (2,807) | (3,732) | (2,278) |
| DHL Supply Chain India Private Limited, India | 500 | 472 | 617 |
| DHL Supply Chain India Private Limited, India | (77) | (166) | - |
| DHL Logistics Private Limited, India | 56 | 41 | 40 |
| DHL Logistics Private Limited, India | (8) | (3) | - |
| DHL Aviation (Netherlands) B.V. | (1,123) | (1,006) | (978) |
| Cargo Service Center India Private Limited | (1) | (1) | (1) |
| Delhi Cargo Service Center Private Limited | (1) | (1) | (1) |
| Williams Lea India Private Limited, India | (11) | - | - |
| European Air Transport, Leipzig GmbH | - | - | (11) |

SCHEDULES

Notes forming part of the Consolidated Financial Statements as of and for the year ended March 31, 2017

| | As at March 31, 2017 in ₹ Lakhs | As at March 31, 2016 in ₹ Lakhs | As at April 1, 2015 in ₹ Lakhs |
|---|---------------------------------------|---------------------------------------|--------------------------------------|
| (ii) Payable to Key Management Personnel | | | |
| Anil Khanna | 246 | 140 | 75 |
| Tulsi Nowlakha Mirchandaney | - | - | - |

(G) Key management personnel compensation comprised the following:

| | Anil Khanna | | Tulsi Nowlakha Mirchandaney | |
|------------------------------|--|--|--|--|
| | Year ended March 31, 2017 in ₹ Lakhs | Year ended March 31, 2016 in ₹ Lakhs | Year ended March 31, 2017 in ₹ Lakhs | Year ended March 31, 2016 in ₹ Lakhs |
| Short-term employee benefits | 443 | 397 | 243 | 220 |
| Post-employment benefits | 38 | 38 | 7 | 6 |
| Long-term employee benefits | 93 | 6 | 1 | 1 |
| Total | 574 | 441 | 251 | 227 |

43 DUES TO MICRO AND SMALL ENTERPRISES

| | As at March 31, 2017 in ₹ Lakhs | As at March 31, 2016 in ₹ Lakhs | As at April 1, 2015 in ₹ Lakhs |
|--|---------------------------------------|---------------------------------------|--------------------------------------|
| Principal amount due to suppliers registered under the MSMED Act and remaining unpaid as at year end | 282 | 230 | 186 |
| Interest due to suppliers registered under the MSMED Act and remaining unpaid as at year end | 5 | 2 | 2 |
| Principal amounts paid to suppliers registered under the MSMED Act beyond the appointed day during the year | 82 | 22 | - |
| Interest paid, other than under Section 16 of MSMED Act to suppliers registered under the MSMED Act beyond the appointed day during the year | - | - | - |
| Interest paid, under Section 16 of MSMED Act to suppliers registered under the MSMED Act beyond the appointed day during the year | - | - | - |
| Interest due and payable towards suppliers registered under MSMED Act for payments already made | 2 | 0* | - |
| Further interest remaining due and payable for earlier years | 2 | 2 | 2 |

* Amount is below the rounding off norm adopted by the Group.

The above information regarding Micro, Small and Medium Enterprises given in note 26 - Trade Payables has been determined to the extent such parties have been identified on the basis of information available with the Group.

| | As at March 31, 2017 in ₹ | As at March 31, 2016 in ₹ | As at April 1, 2015 in ₹ |
|---|---------------------------------|---------------------------------|--------------------------------|
| Detailed break-up of Interest is as follows: | | | |
| Interest due to suppliers registered under the MSMED Act and remaining unpaid as at year end | 463,173 | 245,292 | 188,378 |
| Interest due and payable towards suppliers registered under MSMED Act for payments already made | - | - | - |
| Further interest remaining due and payable for earlier years | 245,292 | 188,378 | 150,102 |
| Interest Charge to Statement of Profit and Loss | 217,881 | 56,914 | 38,276 |

SCHEDULES

Notes forming part of the Consolidated Financial Statements as of and for the year ended March 31, 2017

| | As at March 31, 2017 in ₹ Lakhs | As at March 31, 2016 in ₹ Lakhs | As at April 1, 2015 in ₹ Lakhs |
|---|---------------------------------------|---------------------------------------|--------------------------------------|
| 44 CAPITAL AND OTHER COMMITMENTS | | | |
| Estimated amount of contracts remaining to be executed on capital account and not provided for [net of advances ₹ 207 Lakhs (March 31, 2016- ₹ 283 Lakhs and April 1, 2015- ₹ 452 Lakhs)] | 4,383 | 1,766 | 1,284 |

45 CONTINGENT LIABILITIES [Refer note 3(k)]

Claims against the Company not acknowledged as debt

| | | | |
|--|-------------------|-------------------|-------------------|
| (i) Penalty under Kerala Value Added Tax Act, 2003 | - | - | 909 |
| (ii) Penalty under Maharashtra Municipal Corporation Act, 1949 | - | - | 29 |
| (iii) Stamp Duty - Karnataka | Not ascertainable | Not ascertainable | Not ascertainable |

In response to the notices received from Stamp Authorities of Bangalore, Mangalore and Mumbai for payment of stamp duty under the Karnataka Stamp Act, 1957, and Maharashtra Stamp Act, 1958, based on the legal counsel advise received, the Company has filed its reply with those authorities submitting that on various grounds, it does not consider an air waybill to be an 'acknowledgement' chargeable to stamp duty under the Schedule of the said Act.

46 During the year, the Company exercised the "call" option on balance 26% shares equivalent to 6,240,000 Equity Shares of Blue Dart Aviation Limited (BDAL) on November 24, 2016 (previous year 5,040,000 Equity Shares on June 22, 2015 and 960,000 Equity Shares on July 29, 2015) for a total consideration of ₹ 7,040 Lacs (Previous year ₹ 5,368 Lacs) and thereby increased its shareholding to 100% (previous year increased from 49% to 74%).

47 Disclosures required by Schedule III of the Companies Act, 2013 by way of additional information:

| Name of the entity | Net Assets, i.e., total assets minus total liabilities | | Share in profit or loss | |
|--------------------------------|--|-------------------|-----------------------------|-------------------|
| | As % of consolidated net assets | Amount in ₹ Lakhs | As % of consolidated profit | Amount in ₹ Lakhs |
| Parent: | | | | |
| Blue Dart Express Limited | 88% | 37,765 | 97% | 13,597 |
| Subsidiaries (Indian): | | | | |
| Blue Dart Aviation Limited | 11% | 4,688 | 2% | 312 |
| Concorde Air Logistics Limited | 1% | 495 | 1% | 75 |
| Total | 100% | 42,948 | 100% | 13,984 |

48 CAPITAL MANAGEMENT

The Group's objective for Capital management is to maximise shareholder's value, support the strategic objectives of the Company. The Group determines the capital requirements based on its financial performance, operating and long term investment plans. The funding requirements of the group are partially met out of operating cash flows and through external sources.

49 Disclosure on Specified Bank Notes (SBNs)

During the year, the Group held specified bank notes or other denomination notes as defined in the MCA notification G.S.R. 308(E) dated March 31, 2017. The details of Specified Bank Notes (SBN) held and transacted during the period from November 8, 2016 to December 30, 2016, along with that of other notes given below as per the notification.

SCHEDULES

Notes forming part of the Consolidated Financial Statements as of and for the year ended March 31, 2017

| | in ₹ Lakhs | | |
|---|-----------------------|--------------|--------------|
| Particular | Specified Bank Notes* | Other notes | Total |
| Closing cash on hand as on November 8, 2016 | 1,357 | 785 | 2,142 |
| Add : Receipts for permitted transactions | 1 | 32,833 | 32,834 |
| Less : Paid for permitted transactions | 1 | 7 | 8 |
| Less : Deposited in bank accounts | 1,357 | 32,557 | 33,914 |
| Closing cash on hand as on December 30, 2016 | - | 1,054 | 1,054 |

* For the purposes of this note, the term 'Specified Bank Notes' shall have the same meaning provided in the notification of the Government of India, in the Ministry of Finance, Department of Economic Affairs number S.O. 3407(E), dated the November 8, 2016.

50 DIVIDENDS [Refer note 3(p)]

The final dividend proposed for the year is as follows:

| | As at March 31, 2017 | As at March 31, 2016 |
|--|-------------------------|-------------------------|
| On Equity Shares of ₹ 10/- each | | |
| Amount of dividend proposed (in ₹ Lakhs) | 3,559 | 7,118 |
| Dividend per equity share | 15 | 30 |

51 TRANSITION TO IND AS:

These are the Group's first consolidated financial statements prepared in accordance with Ind AS.

For the purposes of reporting as set out in Note 2, we have transitioned our basis of accounting from Indian generally accepted accounting principles ("IGAAP") to Ind AS. The accounting policies set out in Note 3 have been applied in preparing the financial statements as at and for the year ended March 31, 2016 and in the preparation of an opening Ind AS balance sheet at April 1, 2015 (the "transition date").

In preparing our opening Ind AS balance sheet, we have adjusted amounts reported in financial statements prepared in accordance with IGAAP. An explanation of how the transition from IGAAP to Ind AS has affected our financial performance, cash flows and financial position is set out in the following tables and the notes that accompany the tables. On transition, we did not revise estimates previously made under IGAAP except where required by Ind AS.

A. Exemptions and exceptions availed

Set out below are the applicable Ind AS 101 optional exemptions and mandatory exceptions applied in the transition from Indian GAAP to Ind AS.

Ind AS optional exemptions

1) Investment in subsidiaries

Ind AS 101 allows a first time adopter to record the carrying value of investment in subsidiaries as per previous GAAP (i.e. Indian GAAP carrying value on transition date) or fair value of investment in subsidiaries at transition date as deemed cost under Ind AS.

Accordingly, the Group has elected to carry its investment in subsidiaries at the previous GAAP carrying value on the transition date.

2) Deemed Cost

Ind AS 101 permits a first time adopter to elect to continue with the carrying value for all of its property, plant and equipment as recognised in the financial statements as at the date of transition to Ind AS, measured as per the previous GAAP and use that as its deemed cost as at the date of transition after making necessary adjustments for de-commissioning liabilities. This exemption can also be used for intangible assets covered by Ind AS 38 Intangible Assets and investment property covered by Ind AS 40 Investment Properties.

Accordingly, the Group has elected to measure all of its property, plant and equipment and intangible assets at their previous GAAP carrying value on the transition date.

SCHEDULES

Notes forming part of the Consolidated Financial Statements as of and for the year ended March 31, 2017

Ind AS mandatory exceptions

1) Estimates

An Group's estimates in accordance with Ind ASs at the date of transition to Ind AS shall be consistent with estimates made for the same date in accordance with previous GAAP (after adjustments to reflect any difference in accounting policies), unless there is objective evidence that those estimates were in error.

Ind AS estimates as at April 1, 2015 are consistent with the estimates as at the same date made in conformity with previous GAAP.

B. Reconciliations between previous GAAP and Ind AS

Ind AS 101 requires an entity to reconcile equity and total comprehensive income for prior periods. The following tables represent the reconciliations from previous GAAP to Ind AS.

Reconciliation of equity as at transition date (April 1, 2015)*

in ₹ Lakhs

| | Notes to first time adoption | Indian GAAP | Adjustments | Ind AS |
|-------------------------------------|---------------------------------|---------------|----------------|----------------|
| ASSETS | | | | |
| NON-CURRENT ASSETS | | | | |
| Property, Plant and Equipment | 2 | 17,050 | 21,182 | 38,232 |
| Capital Work-in-Progress | 2 | 517 | 190 | 707 |
| Other Intangible Assets | 2 | 4,514 | 1,150 | 5,664 |
| Intangible Assets under development | | 2,023 | - | 2,023 |
| Financial Assets | | | | |
| Investments | 2 | 2,648 | (2,648) | - |
| Loans | 2 | 16,173 | (16,173) | - |
| Others Financial Assets | 1 and 2 | 62 | 3,876 | 3,938 |
| Deferred Tax Assets (net) | 2 and 6 | - | 2,201 | 2,201 |
| Non Current Tax Assets (net) | | 2,026 | - | 2,026 |
| Other Non-Current Assets | 1 and 2 | 100 | 1,445 | 1,545 |
| | | 45,113 | 11,223 | 56,336 |
| CURRENT ASSETS | | | | |
| Inventories | 2 | 395 | 1,480 | 1,875 |
| Financial Assets | | | | |
| Trade Receivables | 2 and 5 | 29,098 | (2,482) | 26,616 |
| Cash and Cash equivalents | 2 | 16,568 | 97 | 16,665 |
| Bank balances other than above | 2 | 57 | - | 57 |
| Loans | 2 | 3,248 | (3,208) | 40 |
| Others Financial Assets | 2 | 40 | 2,463 | 2,503 |
| Other Current Assets | 1,2 and 5 | 3,854 | (569) | 3,285 |
| Asset classified as held for sale | | 438 | - | 438 |
| | | 53,698 | (2,219) | 51,479 |
| TOTAL | | 98,811 | 9,004 | 107,815 |
| EQUITY AND LIABILITIES | | | | |
| EQUITY | | | | |
| Equity Share Capital | | 2,376 | - | 2,376 |

SCHEDULES

Notes forming part of the Consolidated Financial Statements as of and for the year ended March 31, 2017

| | | | | in ₹ Lakhs |
|---|---------------------------------|---------------|----------------|----------------|
| | Notes to first time adoption | Indian GAAP | Adjustments | Ind AS |
| Other Equity | 1,2,3,4,5,6,7,8 and 9 | 28,350 | (814) | 27,536 |
| Equity attributable to owners of the Blue Dart Express Limited | | 30,726 | (814) | 29,912 |
| NON-CONTROLLING INTEREST | 2 | - | 1,152 | 1,152 |
| | | 30,726 | 338 | 31,064 |
| LIABILITIES | | | | |
| NON-CURRENT LIABILITIES | | | | |
| Financial Liabilities | | | | |
| Borrowings | 2 | 33,219 | 6,000 | 39,219 |
| Other Financial Liabilities | 2 | - | 6,513 | 6,513 |
| Employee Benefit Obligations | 2,4 and 8 | 1,484 | 175 | 1,659 |
| Provisions | 2 and 8 | - | 180 | 180 |
| Deferred Tax Liabilities (Net) | 2 and 6 | 1,017 | (747) | 270 |
| | | 35,720 | 12,121 | 47,841 |
| CURRENT LIABILITIES | | | | |
| Financial Liabilities | | | | |
| Trade Payables | 2 | 12,802 | 5,980 | 18,782 |
| Other Financial Liabilities | 2 | 57 | 6,323 | 6,380 |
| Other Current Liabilities | 2 | 12,678 | (11,834) | 844 |
| Employee Benefit Obligations | 2,4 and 8 | 1,110 | 1,794 | 2,904 |
| Provisions | 2 and 8 | 5,718 | (5,718) | - |
| | | 32,365 | (3,455) | 28,910 |
| TOTAL | | 98,811 | 9,004 | 107,815 |

*The previous GAAP figures have been reclassified to conform to Ind AS presentation requirements for the purpose of this note.

| | | | | in ₹ Lakhs |
|---|---------------------------------|---------------|----------------|---------------|
| | Notes to first time adoption | Indian GAAP | Adjustments | Ind AS |
| Reconciliation of equity as at transition date (March 31, 2016)* | | | | |
| ASSETS | | | | |
| NON-CURRENT ASSETS | | | | |
| Property, Plant and Equipment | 2 | 39,567 | (431) | 39,136 |
| Capital Work-in-Progress | | 406 | - | 406 |
| Other Intangible Assets | 2 | 10,874 | (4,719) | 6,155 |
| Intangible Assets under development | | 1,741 | - | 1,741 |
| Financial Assets | | | | |
| Others Financial Assets | 1 and 2 | 6,080 | (1,355) | 4,725 |
| Deferred Tax Assets (net) | | 2,694 | 668 | 3,362 |
| Non Current Tax Assets (net) | | 2,273 | - | 2,273 |
| Other Non-Current Assets | 1 and 2 | 443 | 626 | 1,069 |
| | | 64,078 | (5,211) | 58,867 |

SCHEDULES

Notes forming part of the Consolidated Financial Statements as of and for the year ended March 31, 2017

| | | | | in ₹ Lakhs |
|---|---------------------------------|----------------|----------------|----------------|
| | Notes to first time adoption | Indian GAAP | Adjustments | Ind AS |
| CURRENT ASSETS | | | | |
| Inventories | | 2,110 | - | 2,110 |
| Financial Assets | | | | |
| Trade Receivables | 2 and 5 | 31,837 | (2,763) | 29,074 |
| Cash and Cash equivalents | | 28,733 | - | 28,733 |
| Bank balances other than above | | 85 | - | 85 |
| Loans | | 81 | - | 81 |
| Others Financial Assets | | 4,074 | - | 4,074 |
| Other Current Assets | 1 and 2 | 2,517 | 1,333 | 3,850 |
| | | 69,437 | (1,430) | 68,007 |
| TOTAL | | 133,515 | (6,641) | 126,874 |
| EQUITY AND LIABILITIES | | | | |
| EQUITY | | | | |
| Equity Share Capital | | 2,376 | - | 2,376 |
| Other Equity | 1,2,3,4,5,6,7,8 and 9 | 39,037 | (3,223) | 35,814 |
| Equity attributable to owners of the Blue Dart Express Limited | | 41,413 | (3,223) | 38,190 |
| NON-CONTROLLING INTEREST | 2 | 1,239 | (1,239) | - |
| | | 42,652 | (4,462) | 38,190 |
| LIABILITIES | | | | |
| NON-CURRENT LIABILITIES | | | | |
| Financial Liabilities | | | | |
| Borrowings | | 39,219 | - | 39,219 |
| Other Financial Liabilities | 2 | 1,098 | 6,708 | 7,806 |
| Employee Benefit Obligations | 2,4 and 8 | 1,761 | 333 | 2,094 |
| Provisions | 2 and 8 | - | 181 | 181 |
| Deferred Tax Liabilities (Net) | 2 and 6 | 1,229 | (832) | 397 |
| | | 43,307 | 6,390 | 49,697 |
| CURRENT LIABILITIES | | | | |
| Financial Liabilities | | | | |
| Borrowings | | - | 309 | 309 |
| Trade Payables | 2 | 24,258 | 331 | 24,589 |
| Other Financial Liabilities | 2 | 12,194 | (5,350) | 6,844 |
| Other Current Liabilities | 2 | 1,247 | - | 1,247 |
| Employee Benefit Obligations | 2,4 and 8 | 1,290 | 4,708 | 5,998 |
| Provisions | 2 and 8 | 8,567 | (8,567) | - |
| | | 47,556 | (8,569) | 38,987 |
| TOTAL | | 133,515 | (6,641) | 126,874 |

*The previous GAAP figures have been reclassified to conform to Ind AS presentation requirements for the purpose of this note.

SCHEDULES

Notes forming part of the Consolidated Financial Statements as of and for the year ended March 31, 2017

| Reconciliation of total comprehensive income for the year ended March 31, 2016* | | | | in ₹ Lakhs |
|---|---------------------------------|----------------|--------------|----------------|
| | Notes to first time adoption | Indian GAAP | Adjustments | Ind AS |
| INCOME | | | | |
| Revenue From Operations | 2 and 5 | 256,454 | (160) | 256,294 |
| Other Income | 1 and 2 | 3,018 | 461 | 3,479 |
| Total Income | | 259,472 | 301 | 259,773 |
| Expenses | | | | |
| Freight, Handling and Servicing Costs (Net) | 1, 2 and 5 | 137,334 | (6,991) | 130,343 |
| Employee Benefits Expense | 2 and 4 | 50,090 | 2,438 | 52,528 |
| Finance Costs | 2 | 3,553 | 757 | 4,310 |
| Depreciation and Amortisation Expense | 2 | 8,207 | 1,999 | 10,206 |
| Other Expenses | 1 and 2 | 30,856 | 1,944 | 32,800 |
| Total Expenses | | 230,040 | 147 | 230,187 |
| Profit Before Tax | | 29,432 | 154 | 29,586 |
| Income Tax Expense | | | | |
| Current Tax | 2 | 10,460 | 234 | 10,694 |
| Deferred Tax | 2 and 6 | (325) | (466) | (791) |
| Total Tax Expense | | 10,135 | (232) | 9,903 |
| Profit for the year | | 19,297 | 386 | 19,683 |
| Share of Associate's Profit | 2 | 39 | (39) | - |
| Minority Interest | 2 | (61) | 61 | - |
| Profit for the year | | 19,275 | 408 | 19,683 |
| Other Comprehensive Income | | | | |
| Items that will not be reclassified to Statement of Profit and Loss | | | | |
| Actuarial loss arising from remeasurements of post employment benefits | 2 and 4 | - | 714 | 714 |
| Income tax relating to this item | 2,4 and 6 | - | (243) | (243) |
| Total Comprehensive Income for the year | | 19,275 | (63) | 19,212 |

Equity reconciliation:

Reconciliation of Equity as at April 1, 2015

| Description | Notes to first time adoption | in ₹ Lakhs |
|---|---------------------------------|---------------|
| Total equity as per Indian GAAP audited financials as at April 1, 2015 | | 30,726 |
| Change in Revenue recognition policy in line with Ind AS (Revenue) | 2 and 5 | (2,609) |
| Impact on costs due to change in Revenue recognition policy in line with Ind AS | 2 and 5 | 782 |
| Interest on security deposits resulting from fair valuation | 1 and 2 | 991 |

SCHEDULES

Notes forming part of the Consolidated Financial Statements as of and for the year ended March 31, 2017

| Description | Notes to first time adoption | in ₹ Lakhs |
|---|------------------------------|---------------|
| Amortisation of prepaid lease rent due to discounting of deposits | 1 and 2 | (1,161) |
| Straightlining of lease rentals | 2 and 7 | (326) |
| Depreciation on leasehold improvements | 2 and 7 | (268) |
| Provision for aircraft redelivery obligation | 2 and 8 | (180) |
| Consolidation adjustment – Blue Dart Aviation Limited | 2 | 513 |
| Recognition of a put and call option liability towards Non-Controlling Interest in Blue Dart Aviation Limited | 2 | (5,256) |
| Deferred tax on Ind AS adjustments | 2 and 6 | 982 |
| Reversal of provision for proposed dividend and dividend distribution tax thereon | 2 and 9 | 5,718 |
| Total | | (814) |
| Total equity as per Ind AS as at April 1, 2015 | | 29,912 |

Reconciliation of total comprehensive income for the year ended March 31, 2016

| Description | Notes to first time adoption | in ₹ Lakhs |
|---|------------------------------|---------------|
| Profit after tax as per previous GAAP | | 19,275 |
| Adjustments: | | |
| Change in Revenue recognition policy in line with Ind AS (Revenue) | 2 and 5 | (114) |
| Impact on costs due to change in Revenue recognition policy in line with Ind AS | 2 and 5 | (22) |
| Interest on security deposits resulting from fair valuation | 1 and 2 | 417 |
| Amortisation of prepaid lease rent due to discounting of deposits | 1 and 2 | (442) |
| Depreciation on Leasehold Improvements | 2 and 7 | (52) |
| Straight-lining of lease rentals | 2 and 7 | (15) |
| Provision for aircraft redelivery obligation | 2 and 7 | (1) |
| Consolidation adjustment – Blue Dart Aviation Limited (Acquisition of Non-Controlling Interest) | 2 | (352) |
| Employee benefit expenses (Actuarial gain/loss on net defined benefit obligations) | 2 and 4 | 714 |
| Deferred Tax on Ind AS Adjustments | 2 and 6 | 275 |
| Total adjustments | | 408 |
| Profit after tax as per Ind AS | | 19,683 |
| Items that will not be reclassified to Statement of Profit and Loss | | |
| Actuarial loss arising from remeasurements of post employments benefits | 2 and 4 | (714) |
| Income tax relating to this item | 2,4, and 6 | 243 |
| Other comprehensive income | | (471) |
| Total comprehensive income as per Ind AS | | 19,212 |

Cash flow reconciliation:

The impact on cash flow from operating, investing and financing activities for the year ended March 31, 2016 on transition to Ind AS is as follows:-

| Financial Year ended March 31, 2016 | Previous GAAP | Adjustments | Ind AS |
|---|---------------|-------------|----------|
| Net cash inflow from operating activities | 34,963 | 1,133 | 36,096 |
| Net cash (used in) investing activities | (13,923) | (954) | (14,877) |
| Net cash (used in) financing activities | (8,984) | (476) | (9,460) |
| Net increase in cash and cash equivalents | 12,056 | (297) | 11,759 |

SCHEDULES

Notes forming part of the Consolidated Financial Statements as of and for the year ended March 31, 2017

Footnotes

1. Under Indian GAAP, interest free security free lease security deposits and aircraft payload deposit (that are refundable in cash) are recorded at their transaction value. Under Ind AS, all financial instruments are required to be measured at their fair value on initial recognition. Accordingly, security deposits have been fair valued under Ind AS. Difference between transaction value and fair value has been recognised as prepaid rent/cost. Prepaid rent/cost is amortised over the lease term and notional interest income is recognised on unwinding of security deposits.
2. Under previous GAAP, Blue Dart Aviation Limited (BDAL) was recognised as an associate of the Company and consolidated using the equity method.

Under Ind AS, an investor controls an investee when the investor is exposed to (has rights to) variable returns from its involvement with the investee, and has the ability to affect those returns through its power over the investee. Accordingly, BDAL is recognised and consolidated as a subsidiary under Ind AS from transition date onwards.
3. Under Ind AS, the group should recognise put option liability at the present value of the (estimated) exercise price of the option and the corresponding non-controlling interest should be derecognised. The difference between put option liability and related non-controlling interests will be recognised in equity.
4. Under Ind AS, remeasurements of post employment benefits i.e. actuarial gains and losses and the return on plan assets, excluding amounts included in the net interest expense on the net defined benefit liability are recognised in other comprehensive income instead of profit or loss. Under the previous GAAP, these remeasurements were forming part of the Statement of Profit and Loss for the year.
5. Under Indian GAAP, revenue from distribution service and related costs were recognised on manifest of shipments.
Under Ind AS, revenue from distribution services have been recognised on delivery of services.
6. Under Ind AS, deferred tax has been recognised on the adjustments made on transition to Ind AS.
7. Under Ind AS, Group is required to recognise lease rents on a straight line basis where the escalations in lease rentals are not inline within inflation in country.
8. Under the previous GAAP, discounting of provisions was not allowed. Under Ind AS, provisions are measured at discounted amounts, if the effect of time value of money is material. Accordingly, non-current provisions have been discounted to their present value.
9. Under the previous GAAP, dividends proposed by the board of directors after the balance sheet date but before the approval of the financial statements were considered as adjusting events. Accordingly, provision for proposed dividend was recognised as liability.

Under Ind AS, such dividends are recognised when the same is approved by the shareholders in the general meeting.
- 10 Retained earnings as at April 1, 2015 has been adjusted consequent to the above Ind AS transition adjustments.

52 RECENT ACCOUNTING PRONOUNCEMENTS

Standards issued but not yet effective

In March 2017, the Ministry of Corporate Affairs issued the Companies (Indian Accounting Standards) (Amendments) Rules, 2017, notifying amendments to Ind AS 7, 'Statement of cash flows'. These amendments are in accordance with the recent amendments made by International Accounting Standards Board (IASB) to IAS 7, 'Statement of cash flows'. The amendments are applicable to the Group from April 1, 2017.

SCHEDULES

Notes forming part of the Consolidated Financial Statements as of and for the year ended March 31, 2017

Amendment to Ind AS 7:

The amendment to Ind AS 7 requires the entities to provide disclosures that enable users of financial statements to evaluate changes in liabilities arising from financing activities, including both changes arising from cash flows and non-cash changes, suggesting inclusion of a reconciliation between the opening and closing balances in the balance sheet for liabilities arising from financing activities, to meet the disclosure requirement.

The Group is evaluating the requirements of the amendment and the effect on the financial statements is being evaluated.

53 Previous year's figures have been regrouped/reclassified, wherever necessary to conform to the current year's classification.

Signatures to Notes 1 to 53 form an integral part of the financial statements.

As per our report of even date

For and on behalf of the Board of Directors

For Price Waterhouse
Firm Registration Number: 301112E
Chartered Accountants

Sharad Upasani
Chairman
DIN:01739334

Anil Khanna
Managing Director
DIN:01334483

Malcolm Monteiro
Director
DIN:00089757

Narendra Sarda
Director
DIN:03480129

Mehul Desai
Partner
Membership No. 103211

Air Marshal M. McMahon (Retd.)
Director
DIN:00234293

Yogesh Dhingra
Chief Financial Officer &
Chief Operating Officer

Tushar Gunderia
Company Secretary

Place: Mumbai
Date: May 5, 2017

Place: Mumbai
Date: May 5, 2017

BLUE DART EXPRESS LIMITED

NOTICE

NOTICE is hereby given that Twenty Sixth Annual General Meeting of Blue Dart Express Limited will be held on Thursday, July 27, 2017 at 4.30 p.m. at Chancellor II, Hotel Hilton Mumbai International Airport, Sahar Airport Road, Andheri (E), Mumbai 400 099, to transact the following business:

ORDINARY BUSINESS:

1. To receive, consider and adopt
 - a) the Audited Financial Statements of the Company for the financial year ended March 31, 2017, the reports of the Board of Directors and Auditors thereon; and
 - b) the Audited Consolidated Financial Statements of the Company for the financial year ended March 31, 2017, together with the Report of the Auditors thereon.
2. To declare a Dividend on Equity Shares for the financial year ended March 31, 2017.
3. To appoint a Director in place of Mr. Thomas Kipp (DIN: 06921955) who retires by rotation and being eligible, offers himself for re-appointment.
4. To appoint Statutory Auditors and fix their remuneration.

To consider and if thought fit to pass with or without modification(s) the following resolution as an Ordinary Resolution:

“RESOLVED THAT pursuant to the provisions of Section 139, 142 and other applicable provisions, if any, of the Companies Act, 2013 (the Act) and the Companies (Audit and Auditors) Rules, 2014 (including any statutory modification(s) or re-enactment thereof, for the time being in force) and pursuant to recommendation of Audit Committee and the Board of Directors, M/s. S. R. Batliboi & Associates LLP, Chartered Accountants, (Firm Registration Number 101049W/E300004) who have offered themselves for appointment and have confirmed their eligibility to be appointed as the Statutory Auditors of the Company be and are hereby appointed as Statutory Auditors of the Company in place of retiring auditors, M/s. Price Waterhouse, Chartered Accountants, (Firm Registration Number 301112E) whose tenure expires at the ensuing Annual General Meeting at such remuneration to be decided mutually between the said Statutory Auditors and Board of Directors, in addition to reimbursement of out-of-pocket expenses incurred in connection with the audit of the accounts of the Company.”

RESOLVED FURTHER THAT M/s S. R. Batliboi & Associates LLP, Chartered Accountants, if appointed as the Statutory Auditors of the Company, shall hold office for a period of five years, from the conclusion of this Twenty Sixth Annual General Meeting till the conclusion of Thirty First Annual General Meeting of the Company (subject to ratification of the appointment by the Members at every Annual General Meeting held after this Annual General Meeting).”

SPECIAL BUSINESS:

5. To consider and, if thought fit, to pass with or without modification(s), the following resolution as an **Ordinary Resolution**:

“RESOLVED THAT in partial modification of earlier Resolutions passed at the Twenty Fourth and Twenty Fifth Annual General Meetings of the Company held on July 29, 2015 and July 28, 2016 and pursuant to the provisions of Sections 196, 197, 203 and other applicable provisions, if any, of the Companies Act, 2013 and the rules made thereunder (including any statutory modification(s) or re-enactment thereof, for the time being in force), read with Schedule V to the Companies Act, 2013 and in terms of recommendations of the ‘Nomination & Remuneration Committee’ and as approved by the Board of Directors, approval of Members of the Company be and is hereby accorded to revise remuneration of Mr. Anil Khanna, Managing Director (DIN 01334483) for the period from April 1, 2017 to February 20, 2018 as set out in the Explanatory Statement and Supplementary Agreement (“the Agreement”) to be entered into between the Company and Mr. Anil Khanna, Managing Director, the draft whereof is placed before this meeting and for the purpose of identification, initialled by the Chairman, which Agreement is hereby specifically sanctioned with the liberty to the Board of Directors to alter and vary the terms and conditions of the said Agreement as may be agreed to between the Board of Directors and the Managing Director.

RESOLVED FURTHER THAT notwithstanding anything contained hereinabove, where, during the term of employment of the Managing Director, if in any financial year, the Company has no profits or its profits are inadequate, unless otherwise approved by any Statutory Authority, as may be required, the remuneration payable to the Managing Director including salary, perquisites and any other allowances shall be governed and be subject to the conditions and ceiling provided under the provisions of Schedule V of Companies Act, 2013 or such other limits as may be prescribed by the Government from time to time as minimum remuneration.

RESOLVED FURTHER THAT the Board of Directors of the Company be and are hereby authorised to take all necessary steps for the aforesaid purpose and matters incidental thereto.”

Mumbai,
May 19, 2017

By Order of the Board
sd/-

Tushar Gunderia
Company Secretary

Regd. Office:
Blue Dart Centre, Sahar Airport Road,
Andheri (East), Mumbai – 400 099.
Tel : 28396444 | Fax : 28244131
CIN: L61074MH1991PLC061074
www.bluedart.com
communications@bluedart.com

NOTES:

1. A MEMBER ENTITLED TO ATTEND AND VOTE AT THE MEETING IS ENTITLED TO APPOINT A PROXY TO ATTEND AND VOTE INSTEAD OF HIMSELF /HERSELF AND PROXY NEED NOT BE A MEMBER. PROXIES IN ORDER TO BE EFFECTIVE MUST BE RECEIVED BY THE COMPANY AT THE REGISTERED OFFICE NOT LESS THAN 48 HOURS BEFORE THE MEETING.

A person can act as proxy on behalf of Members not exceeding fifty (50) and holding in the aggregate not more than 10% of the total share capital of the Company. In case a proxy is proposed to be appointed by a Member holding more than 10% of the total share capital of the Company carrying voting rights, then such proxy shall not act as a proxy for any other person or shareholder.

2. Corporate members intending to send their authorized representatives to attend the Meeting are requested to submit to the Company, a certified true copy of the Board Resolution authorizing their representatives to attend and vote on their behalf at the meeting.
3. An Explanatory Statement pursuant to Section 102 of the Companies Act, 2013, relating to the Ordinary Business as set out in Item No. 4 and Special Business as set out in Item No. 5 and relevant details in respect of Item no. 3 pursuant to the provisions of Securities and Exchange Board of India (Listing Obligations and Disclosure Requirements) Regulations, 2015 & Secretarial Standard on General Meeting (SS-2) are annexed hereto.
4. The Register of Members and Share Transfer Books of the Company will remain closed from Thursday, July 20, 2017 to Thursday, July 27, 2017 (both days inclusive) for the purpose of determining eligibility of members entitled to dividend.
5. Dividend as may be declared shall be payable to Members of the Company whose names appear:
 - (a) as Beneficial Owners as at the close of the business hours on Wednesday, July 19, 2017 as per the details to be furnished by the National Securities Depository Limited and Central Depository Services (India) Limited in respect of shares held in electronic form; and
 - (b) as members in the Register of Members of the Company after giving effect to valid share transfers in the physical form lodged with the Company on or before Wednesday, July 19, 2017. Transfer Documents received after Wednesday, July 19, 2017 will not be considered for the aforesaid purposes.
6. The Company has transferred unclaimed dividend declared for the Financial Years 1995-96, 1996-97, 1998-99, 1999-2000 (interim and final dividend), 2000-2001, 2001-2002, 2002-2003, 2003-2004, 2004-2005 December 2006, December 2007, December 2008 and December 2009 to "The Investors Education and Protection Fund" (IEPF) established by the Central Government.
7. The Ministry of Corporate Affairs has notified provisions relating to unpaid/ unclaimed dividend under sections 124 and 125 of Companies Act, 2013 and Investor Education and Protection Fund (IEPF) (Accounting, Audit, Transfer and Refund) Rules, 2016. As per the rules dividends which are not encashed/ claimed by the shareholder for a period of seven consecutive years shall be transferred to IEPF Authority. The new IEPF rules mandate the Companies to transfer the shares of shareholders whose dividends remain unpaid/ unclaimed for a period of seven consecutive years to the demat account of IEPF Authority.

In accordance with the aforesaid IEPF Rules, the Company has sent notice to all shareholders whose shares are due to be transferred to the IEPF Authority and has also published newspaper advertisement. The Company is required to transfer all unclaimed shares to demat account of the IEPF Authority in accordance with the IEPF rules.
8. All members who have either not received or have not yet encashed their dividend warrant(s) for the financial year December 2010 till the period ended March 31, 2016 and Interim Dividend for the financial year ended March 31, 2014, are requested to write to the Company's Registrar and Share Transfer Agent at the address mentioned below for obtaining duplicate dividend warrant without any further delay.
9. Members are requested to furnish their Bank Account details, change of address, e-mail address etc. to the Company's Registrar and Transfer Agent viz; Link Intime India Pvt. Ltd. at the address mentioned below, in respect of shares held in the physical form and to their respective Depository Participants, if shares are held in electronic form.
10. Members desirous of getting any information about accounts of the Company are requested to send their queries at the Registered Office of the Company at least 10 days prior to the date of meeting so that the requisite information can be readily made available at the meeting.
11. Members are requested to bring their Annual Report at the Meeting.
12. The members/proxies should bring attendance slips duly filled in and signed for attending the meeting and handover the same at the entrance of the Hall.
13. The Securities and Exchange Board of India (SEBI) has mandated the submission of Permanent Account Number (PAN) by every participant in securities market. Members holding shares in electronic form are, therefore, requested to submit the PAN to their Depository Participants with whom they are maintaining their demat accounts. Members holding shares in physical form can submit their PAN details to the Company.
14. Electronic copy of the Annual Report for 2016-2017 along with Notice, Attendance Slip and Proxy Form is being sent to all the members whose e-mail IDs are registered with the Company/

Depository Participants(s) for communication purpose unless any member has requested to provide him physical copy of Annual Report. For members who have not registered their e-mail address, physical copies Annual Reports for 2016-2017 is being sent to them in the permitted mode.

15. To support the 'Green Initiative', Members who have not registered their e-mail addresses are requested to register the same with the Registrar & Transfer Agent viz; Link Intime India Pvt. Ltd.

16. Members may also note that the Notice of the 26th Annual General Meeting and the Annual Report for 2016-2017 will also be available on the Company's website viz; www.bluedart.com. The physical copies of the aforesaid documents will also be available at the Company's Registered Office in Mumbai for inspection during normal business hours on working days excluding Sunday(s) and Public Holiday(s) upto and at the Annual General Meeting. Even after registering for e-communication, members are entitled to receive such communication in physical form, upon making a request for the same.

17. The Notice of AGM of the Company can be downloaded from www.cdslindia.com and www.bluedart.com

18. The route map showing directions to reach the venue of the Twenty Sixth AGM is annexed.

19. In compliance with the provisions of Section 108 of the Companies Act, 2013 and Rules framed thereunder and Regulation 44 of Securities and Exchange Board of India (Listing Obligations and Disclosure Requirements) Regulations, 2015, Members are provided with the facility to cast their votes electronically, through remote e-voting services provided by the Central Depository Services (India) Limited (CDSL), on all resolutions set forth in this Notice.

The instructions for e-voting are as under:

(i) The voting period begins on Saturday, July 22, 2017 (9.00 a.m. IST) and ends on Wednesday, July 26, 2017 (5.00 p.m. IST). During this period, shareholders' of the Company, holding shares either in physical form or in dematerialized form, as on the cut-off date of July 20, 2017, may cast their vote electronically. The remote e-voting module shall be disabled by CDSL for voting thereafter.

(ii) The shareholders should log on to the e-voting website www.evotingindia.com.

(iii) Click on Shareholders.

(iv) Now Enter your User ID

- a. For CDSL: 16 digits beneficiary ID,
- b. For NSDL: 8 Character DP ID followed by 8 Digits Client ID,

c. Members holding shares in Physical Form should enter Folio Number registered with the Company.

(v) Next enter the Image Verification as displayed and Click on Login.

(vi) If you are holding shares in demat form and had logged on to www.evotingindia.com and voted on an earlier voting of any company, then your existing password is to be used.

(vii) If you are a first time user follow the steps given below:

| For Members holding shares in Demat Form and Physical Form | |
|--|---|
| PAN | Enter your 10 digit alpha-numeric PAN issued by Income Tax Department (Applicable for both demat shareholders as well as physical shareholders) <ul style="list-style-type: none"> • Members who have not updated their PAN with the Company/Depository Participant are requested to use the sequence number which is printed on Postal Ballot / Attendance Slip indicated in the PAN field. |
| Dividend Bank Details OR Date of Birth (DOB) | Enter the Dividend Bank Details or Date of Birth (in dd/mm/yyyy format) as recorded in your demat account or in the company records in order to login. <ul style="list-style-type: none"> • If both the details are not recorded with the depository or company please enter the member id / folio number in the Dividend Bank details field as mentioned in instruction (iv). |

(viii) After entering these details appropriately, click on "SUBMIT" tab.

(ix) Members holding shares in physical form will then directly reach the Company selection screen. However, members holding shares in demat form will now reach 'Password Creation' menu wherein they are required to mandatorily enter their login password in the new password field. Kindly note that this password is to be also used by the demat holders for voting for resolutions of any other company on which they are eligible to vote, provided that company opts for e-voting through CDSL platform. It is strongly recommended not to share your password with any other person and take utmost care to keep your password confidential.

(x) For Members holding shares in physical form, the details can be used only for e-voting on the resolutions contained in this Notice.

(xi) Click on the EVSN for <BLUE DART EXPRESS LIMITED> on which you choose to vote.

(xii) On the voting page, you will see "RESOLUTION DESCRIPTION" and against the same the option "YES/ NO" for voting. Select the option YES or NO as desired. The option YES implies that you assent to the Resolution and option NO implies that you dissent to the Resolution.

- (xiii) Click on the “RESOLUTIONS FILE LINK” if you wish to view the entire Resolution details.
- (xiv) After selecting the resolution you have decided to vote on, click on “SUBMIT”. A confirmation box will be displayed. If you wish to confirm your vote, click on “OK”, else to change your vote, click on “CANCEL” and accordingly modify your vote.
- (xv) Once you “CONFIRM” your vote on the resolution, you will not be allowed to modify your vote.
- (xvi) You can also take a print of the votes cast by clicking on “Click here to print” option on the Voting page.
- (xvii) If a demat account holder has forgotten the login password then Enter the User ID and the image verification code and click on Forgot Password & enter the details as prompted by the system.
- (xviii) Shareholders can also cast their vote using CDSL’s mobile app m-Voting available for android based mobiles. The m-Voting app can be downloaded from Google Play Store. Apple and Windows phone users can download the app from the App Store and the Windows Phone Store respectively. Please follow the instructions as prompted by the mobile app while voting on your mobile.
- (xix) **Note for Non – Individual Shareholders and Custodians**
 - Non-Individual shareholders (i.e. other than Individuals, HUF, NRI etc.) and Custodian are required to log on to www.evotingindia.com and register themselves as Corporates.
 - A scanned copy of the Registration Form bearing the stamp and sign of the entity should be emailed to helpdesk.evoting@cdslindia.com.
 - After receiving the login details a Compliance User should be created using the admin login and password. The Compliance User would be able to link the account(s) for which they wish to vote on.
 - The list of accounts linked in the login should be emailed to helpdesk.evoting@cdslindia.com and on approval of the accounts they would be able to cast their vote.
 - A scanned copy of the Board Resolution and Power of Attorney (POA) which they have issued in favour of the Custodian, if any, should be uploaded in PDF format in the system for the scrutinizer to verify the same.

In case you have any queries or issues regarding e-voting, you may refer the Frequently Asked Questions (“FAQs”) and e-voting manual available at www.evotingindia.com, under help section or write an email to helpdesk.evoting@cdslindia.com.

Other instructions:

- (i) The voting rights of Members shall be in proportion to their shares of the paid – up equity share capital of the Company as on July 20, 2017.
- (ii) Mr. Nilesh Shah, Practicing Company Secretary (Membership No. FCS 4554), has been appointed as the scrutinizer to scrutinize the voting at the Annual General Meeting and remote e-voting process in a fair and transparent manner.
- (iii) The facility for voting, either through electronic voting system or ballot or polling paper shall also be made available at the meeting and Members attending the meeting who have not already cast their vote by remote e-voting shall be able to exercise their right at the meeting.
- (iv) Members who have cast their vote by remote e-voting prior to the meeting may also attend the meeting but shall not be entitled to cast their vote again.
- (v) The results declared along with the Scrutinizer’s Report shall be placed on the Company’s website www.bluedart.com and on the website of CDSL and communicated to the BSE Limited (BSE), and the National Stock Exchange of India Limited (NSE) where the shares of the Company are listed. The results shall also be displayed on the Notice Board at the Registered Office of the Company.
- (vi) Any person who acquires shares of the Company and becomes member of the Company after dispatch of the Notice and holding shares as on the cut -off date i.e. July 20, 2017 may follow the same procedure as mentioned above for e-Voting. However, if you are already registered with CDSL for remote e-voting then you can use your exiting password for casting your vote.

REGISTRAR & SHARE TRANSFER AGENT:

Link Intime India Pvt. Ltd.,
C- 101, First Floor, 247 Park,
LBS Marg, Vikhroli West,
Mumbai - 400 083

EXPLANATORY STATEMENT PURSUANT TO SECTION 102 OF THE COMPANIES ACT, 2013.

As required by the provisions of Section 102 of the Companies Act, 2013, the following Explanatory Statement sets out all material facts relating to the business mentioned under Item no. 4 and Item no. 5 of the accompanying Notice dated May 19, 2017.

Item No. 4

This Explanatory Statement is provided though strictly not required as per Section 102 of the Companies Act, 2013.

Pursuant to the provisions of Section 139 of the Companies Act, 2013 ('the Act') and the Rules made thereunder, it is mandatory to rotate the Statutory Auditors on completion of two terms of five consecutive years. The Rules also provided for additional transition period of three years from the commencement of the Act i.e. 1st April, 2014. The existing Auditors, M/s. Price Waterhouse, Chartered Accountants (Firm registration number 301112E) have served the company for over 10 years before the Act was notified and will be completing the transitional period (three years) at the ensuing 26th Annual General Meeting.

Accordingly, the term of the present Auditors, M/s. Price Waterhouse expires at the conclusion of the forthcoming Annual General Meeting. The Audit Committee and the Board of Directors have placed on record their appreciation for the services rendered by M/s. Price Waterhouse during their association with the Company as its auditors.

The Audit Committee and Board of Directors of the Company at their respective Meetings held on May 19, 2017, have recommended the appointment of M/s. S. R. Batliboi & Associates LLP, Chartered Accountants, (Firm Registration Number 101049W/E300004), as the Statutory Auditors of the Company for a period of five years from the conclusion of Twenty Sixth Annual General Meeting till the conclusion of the Thirty First Annual General Meeting (subject to ratification of their appointment at every Annual General Meeting held, if so required under the Act)

M/s. S. R. Batliboi & Associates LLP, Chartered Accountants have confirmed that their appointment, if made, would be within the limits specified under Section 141(3)(g) of the Act and that they are not disqualified to be appointed as statutory auditor in terms of the provisions of the proviso to Section 139(1), Section 141(2) and Section 141(3) of the Act and the provisions of the Companies (Audit and Auditors) Rules, 2014.

The Board of Directors recommend the Resolution at Item No. 4 of the accompanying Notice for approval by members as an Ordinary resolution.

None of the Directors or Key Managerial Personnel of the Company or their relatives are in any way, concerned or interested, financially or otherwise in the Resolution set out in Item No. 4 of the Notice.

Item No. 5

Subject to necessary approval by the Members at the Annual General Meeting and on recommendation of the Nomination & Remuneration

Committee in its meeting held on May 5, 2017 and approval of the Board of Directors in its meeting held on May 5, 2017, revised remuneration terms of Mr. Anil Khanna as Managing Director for the period from April 1, 2017 to February 20, 2018 are as under:

| | | |
|--------------------------|---|------------------------|
| Basic | - | ₹ 18.87 lacs per month |
| House Rent Allowance | - | ₹ 1.04 lacs per month |
| Special Allowance | - | ₹ 2.64 lacs per month |
| Sr. Management Allowance | - | ₹ 1.08 lacs per month |

The Managing Director shall be entitled to an incentive payment based on achievement of profitability levels and other parameters as determined by the Board of Directors for the calendar year ended December 31, 2017, upto a maximum of Rs. 177.16 lacs.

Save and except as indicated hereinabove, other terms of appointment of Mr. Anil Khanna, Managing Director, remains the same.

This Explanatory Statement be treated as a written memorandum under Section 190 of the Companies Act, 2013, of the Agreement to be entered into between the Company and Mr. Anil Khanna.

A copy of the draft of the Supplementary Agreement referred to in the said resolution is available for inspection by the members at the Registered Office of the Company on all working days excluding Sunday(s) and Public holiday(s) and, between 11.00 A.M. to 1.00 P.M. upto and including the date of Annual General Meeting.

In compliance with the applicable provisions of the Companies Act, 2013, an Ordinary Resolution as per the terms set out in Item No. 5 of the accompanying Notice is being placed before the members in the Annual General Meeting.

Except Mr. Anil Khanna, none of the Directors and Key Managerial Personnel of the Company and their respective relatives is concerned or interested, financially or otherwise, in the resolution set out in Item no. 5.

The Board of Directors recommends the resolution for approval by the members.

Mumbai,
May 19, 2017

By Order of the Board
sd/-
Tushar Gunderia
Company Secretary
Membership No. F5508

Regd. Office:
Blue Dart Centre, Sahar Airport Road,
Andheri (East), Mumbai – 400 099.
Tel : 28396444 | Fax : 28244131
CIN: L61074MH1991PLC061074
www.bluedart.com
communications@bluedart.com

**PROFILE OF MR. THOMAS KIPP, DIRECTOR RETIRING BY ROTATION AND SEEKING
RE-APPOINTMENT
(Pursuant to Regulation 36 of Securities and Exchange Board of India)
[(Listing Obligations and Disclosure Requirements) Regulations, 2015
and Secretarial Standard (SS - 2)]**

Thomas Kipp is Executive Vice President (EVP) Strategy & Business Development for the Post - eCommerce - Parcel (PeP) Division at Deutsche Post DHL Group. In this role, he is responsible for promoting important growth areas and for enabling an early implementation of successful business models.

Prior to his current position, he was CEO for DHL Global Mail and DHL eCommerce where he successfully developed the international mail business and established the foundations for growth in e-commerce related logistics in the core markets USA and India as well as in other attractive markets across the Americas and Asia Pacific.

Thomas Kipp has been a member of the divisional board for Post - eCommerce - Parcel since 2006 when he joined the Group as Head of the Mail division's Large Business Customers department. In this

position, he was responsible for developing and marketing tailored customer solutions in Dialog Marketing and Corporate Information Solutions.

Mr. Thomas Kipp, Director, is not a Director of any Company or member of any other committee, as contemplated under Regulation 26 of, Securities and Exchange Board of India (Listing Obligations and Disclosure Requirements) Regulations, 2015 and does not hold any shares in the Company.

Mr. Kipp and any of the other Directors, Manager or Key Managerial Personnel of the Company do not have any inter-se relationship.

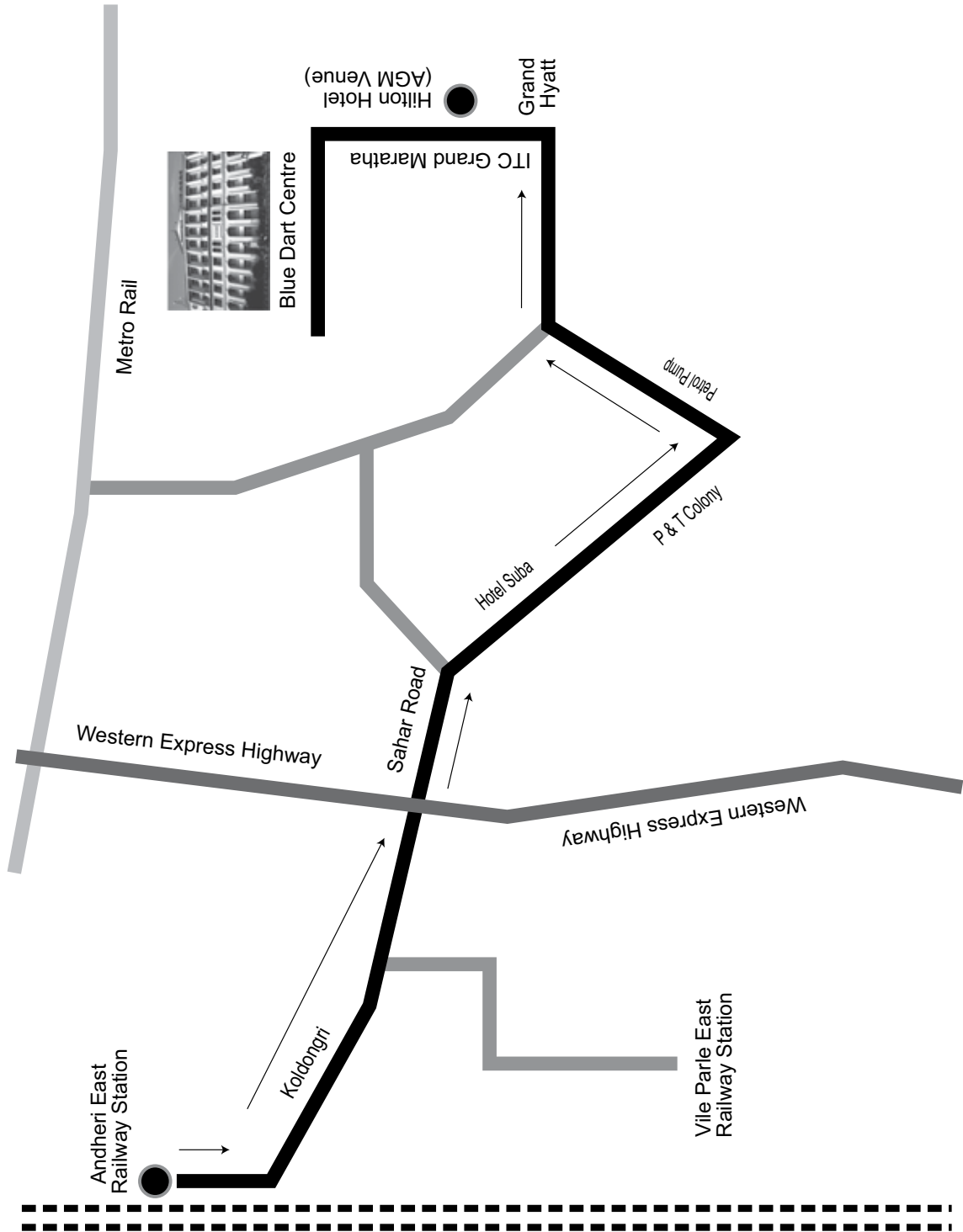
For other details such as number of Board meetings attended during the year and remuneration drawn, please refer Corporate Governance Report.

Route Map to the AGM Venue

Venue : Chancellor II, Hotel Hilton Mumbai International Airport, Sahar Airport Road, Andheri (E), Mumbai 400 099

Landmark : Opposite ITC Grand Maratha

Date & Time : Thursday, July 27, 2017 at 4.30 p.m.



BLUE DART EXPRESS LIMITED

Registered Office: Blue Dart Centre, Sahar Airport Road, Andheri (East), Mumbai 400 099
Phone: +91-22-2839 6444 | Fax: +91-22-2824 4131 | CIN: L61074MH1991PLC061074
www.bluedart.com | Email: communications@bluedart.com

PROXY FORM

[Pursuant to section 105(6) of the Companies Act, 2013 and rule 19(3) of the Companies
(Management and Administration) Rules, 2014 - Form No. MGT-11]

Name of the member(s) :

Registered Address :

E-mail ID :

Folio No. / Client ID No. :

I/We, being the member(s) of Blue Dart Express Ltd. holding shares of the above named company, hereby appoint

1. Name : Email ID :
Address :
Signature :, or failing him/her
2. Name : Email ID :
Address :
Signature :, or failing him/her
3. Name : Email ID :
Address :
Signature :

as my/ our proxy to attend and vote (on a poll) for me/ us and on my/our behalf at the Twenty Sixth Annual General Meeting of the Company, to be held on Thursday, July 27, 2017 at 4.30 p.m at Chancellor II, Hotel Hilton Mumbai International Airport, Sahar Airport Road, Andheri (East), Mumbai 400 099 and at any adjournment thereof in respect of such resolutions as is indicated below:

| Sr. No. | RESOLUTIONS | Optional* | |
|---------|--|-----------|---------|
| | | For | Against |
| 1 | a) Adoption of Audited Financial Statements of the Company for the year ended March 31, 2017, Report of Board of Directors and Auditors thereon. b) Adoption of Audited Consolidated Financial Statements of the Company for the year ended March 31, 2017, together with Report of Auditors thereon. | | |
| 2 | Declaration of Dividend on Equity shares for the Financial year ended March 31, 2017. | | |
| 3 | Re-appointment of Mr. Thomas Kipp (DIN: 06921955) as a Director, liable to retire by rotation. | | |
| 4 | Appointment of M/s. S. R. Batliboi & Associates LLP, Chartered Accountants (Firm Registration Number 101049W/E 300004) as Statutory Auditors of the Company and fixing their remuneration. | | |
| 5 | Approval for revision in the remuneration terms of Mr. Anil Khanna, Managing Director. | | |

Signed this day of 2017

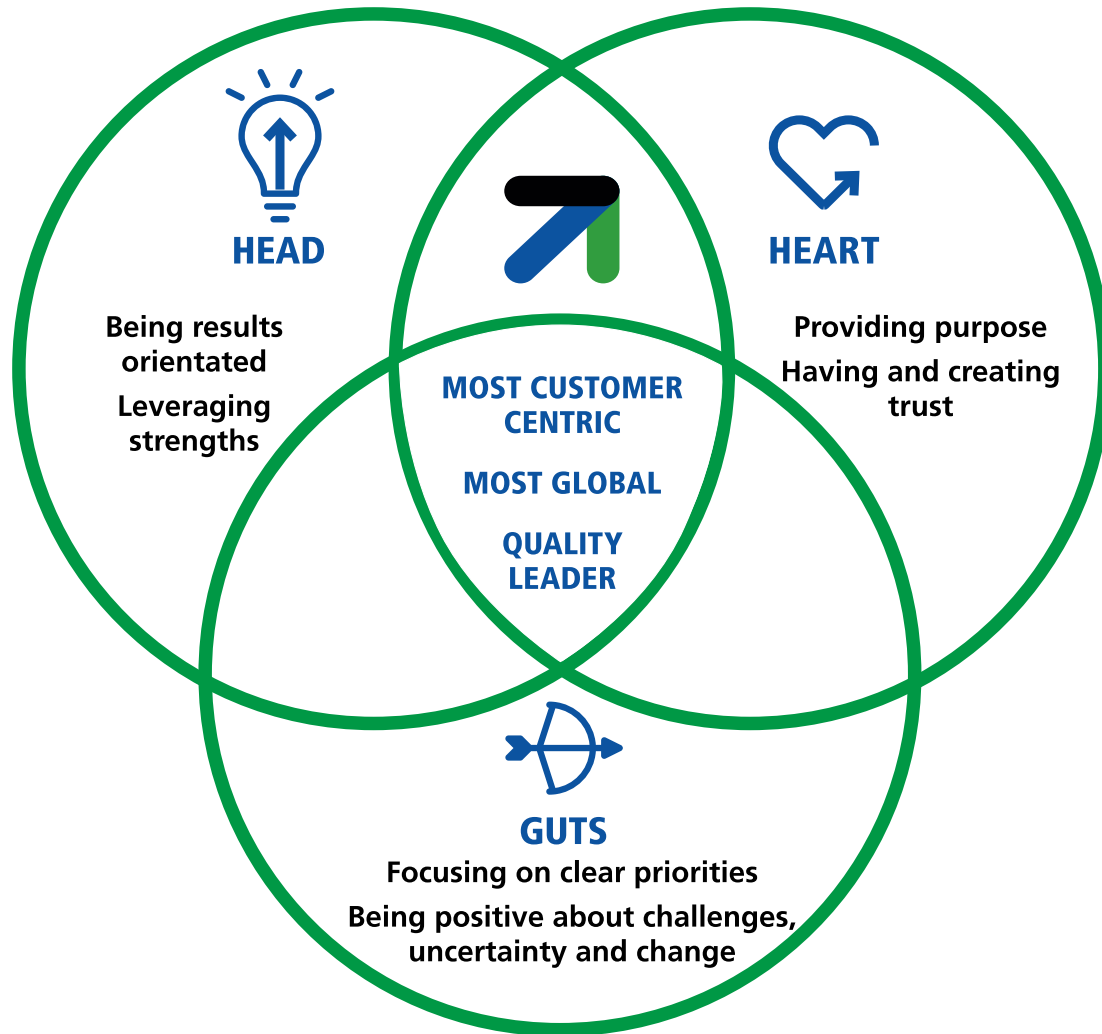
Signature of shareholder : Signature of Proxy holder(s) :

Notes:

1. This form of proxy in order to be effective should be duly completed and deposited at the Registered Office of the Company, not less than 48 hours before the commencement of the Meeting.
2. A Proxy need not be a member of the Company.
3. *It is optional to put (✓) in the appropriate column against the Resolutions indicated in the Box. If you leave the 'For' or 'Against' column blank against any or all Resolutions, your proxy will be entitled to vote in the manner as he/she thinks appropriate.
4. For the Resolutions, Explanatory Statements and Notes, please refer to the Notice of 26th Annual General Meeting.
5. The Company reserves its right to ask for identification of the Proxy.
6. The proxy form should be signed across the Revenue Stamp as per specimen signature(s) registered with the Company /depository participant.

Affix
Revenue
Stamp

LEADERSHIP



Corporate Information

Registered Office:

Blue Dart Centre, Sahar Airport Road,
Andheri (E), Mumbai - 400 099.
Tel: +91 22 2839 6444
Fax: +91 22 2824 4131, 2831 1184
CIN: L61074MH1991PLC061074
www.bluedart.com
communications@bluedart.com

Principal Bankers:

Canara Bank
Citibank N.A.
HDFC Bank Ltd.
ICICI Bank Ltd.
IDBI Bank Ltd.
Standard Chartered Bank
Yes Bank Ltd.

Statutory Auditors:

Price Waterhouse

Internal Auditors:

KPMG
(co-sourced with Company's Internal Audit Team)

Solicitors:

Mulla & Mulla & Craigie Blunt & Caroe
DSK Legal

Registrar & Transfer Agent:

Link Intime India Pvt. Ltd.

Corporate Office: Blue Dart Express Limited, Blue Dart Centre, Sahar Airport Road, Andheri (East),
Mumbai - 400 099. India. Tel: (022) 2839 6444 | Fax: (022) 2824 4131 | www.bluedart.com



1860 233 1234



/bluedartofficialchannel



/bluedart.official



/BlueDartTweets



/bluedartofficialchannel

