


Shareholding Pattern under Regulation 31 of SEBI (Listing Obligations and Disclosure Requirements)

1	Name of Listed Entity: Adani Energy Solutions Limited
2	Scrip Code/Name of Scrip/Class of Security: 539254 /ADANITRANS / Equity
3	Share Holding Pattern Filed under: Reg. 31(1)(a)/Reg. 31(1)(b)/Reg.31(1)(c)
	a. If under 31(1)(b) then indicate the report for Quarter ending : June 30, 2024
	b. If under 31(1)(c) then indicate date of allotment/extinguishment
4	Declaration: The Listed entity is required to submit the following declaration to the extent of submission of information:-

Particulars	Yes*	No*
1 Whether the Listed Entity has issued any partly paid up shares?		No
2 Whether the Listed Entity has issued any Convertible Securities or Warrants?		No
3 Whether the Listed Entity has any shares against which depository receipts are issued?		No
4 Whether the Listed Entity has any shares in locked-in?		No
5 Whether any shares held by promoters are pledge or otherwise encumbered?	Yes	


* If the Listed Entity selects the option 'No' for the questions above, the columns for the partly paid up shares, Outstanding Convertible Securities/Warrants, depository receipts, locked-in shares, No of shares pledged or otherwise encumbered by promoters, as applicable, shall not be displayed at the time of dissemination on the Stock Exchange website. Also wherever there is 'No' declared by Listed Entity in above table the values will be considered as 'Zero' by default on submission of the format of holding of specified securities.



(Handwritten signature)

Adani Energy Solutions Limited
Table I - Summary Statement holding of specified securities

Category	Category of shareholder	Number of shares held	No. of fully paid up equity shares held	No. of Partly paid-up equity shares held	No. of underlying Depository Receipts	Total nos. shares held	Shareholding as a % of total no. of shares (calculated as per SCRR, 1957)	Number of Voting Rights held in each class of securities			No. of Shares Outstanding convertible securities (including Warrants)	Shareholding, as a % assuming full conversion of convertible securities (as a percentage of diluted share capital)	Number of Locked in shares		Number of Shares pledged or otherwise encumbered		Number of equity shares held in dematerialised form
								Class eq. X	Class eq. Y	Total			No. (a)	As a % of total Shares held(b)	No. (a)	As a % of total Shares held(b)	
(i)	(ii)	(iii)	(iv)	(v)	(vi)	(vii) = (iv)+(v)+(vi)	(viii) As a % of (A+B+C2)	(ix)	(x)	(xi)	(xii)	(xiii)	(xiv)	(xv)	(xvi)	(xvii)	(xviii)
(A)	Promoter & Promoter Group	9	835972987	0	0	835972987	74.94	0	835972987	0	0.00	0	0.00	19092821	2.28	835972987	
(B)	Public	493612	279519696	0	0	279519696	25.06	0	279519696	0	25.06	0	0.00	0	0.00	279519696	
(C)	Non Promoter - Non Public	0	0	0	0	0	0.00	0	0	0	0.00	0	0.00	0	0.00	0	
(C1)	Shares Underlying DRs	0	0	0	0	0	0.00	0	0	0	0.00	0	0.00	0	0.00	0	
(C2)	Shares Held By Employee Trust	0	0	0	0	0	0.00	0	0	0	0.00	0	0.00	0	0.00	0	
		493621	1115492683	0	0	1115492683	100	0	1115492683	0	100	0	0.00	19092821	1.71	1115309254	



Handwritten signature

Adani Energy Solutions Limited
Table II (f)(e)- Statement showing shareholding pattern of the Promoter and Promoter Group


Category	Category & Name of shareholders	Nos. of shareholders	No. of fully paid up equity shares held	No. of equity shares held	No. of shares underlying Depository Receipt	Total nos. shares held as a % of total no. of shares (A)+(B)+(C)+(D)+(E)+(F)	Number of Voting Rights held in each class of securities			Shareholding, as a % assuming full conversion of convertible securities (as a percentage of diluted share capital)	No. of Shares Underlying Outstanding securities (including Warrants)	(A)+(B)+(C)+(D)+(E)+(F)+(G) as a % of (A)+(B)+(C)+(D)+(E)+(F)+(G)	Number of Locked in shares	Number of Shares pledged or otherwise encumbered	As a % of total Shares held(B)	Number of equity shares held in dematerialised form
							No. of Voting Rights (Class eq. X)	Class eq. Y	Total							
(a)	(b)	(c)	(d)	(e)	(f)	(g)	(h)	(i)	(j)	(k)	(l)	(m)	(n)	(o)	(p)	
1	Indian															
(a)	Individuals / Hindu Undivided Family	2	2	0	0	2	0.00	2	0.00	0	0.00	0	0	0.00	0	2
	Gautambhai Shantilal Adani	1	1	0	0	1	0.00	1	0.00	0	0.00	0	0	0.00	0	1
	Rajeshbhai Shantilal Adani	1	1	0	0	1	0.00	1	0.00	0	0.00	0	0	0.00	0	1
(b)	Central Government/State Government(s)	0	0	0	0	0	0.00	0	0.00	0	0.00	0	0	0.00	0	0
(c)	Financial Institutions / Banks	0	0	0	0	0	0.00	0	0.00	0	0.00	0	0	0.00	0	0
(d)	Any Other (Specify)	2	699251985	0	0	699251985	62.69	0	0.00	0	62.69	0	0	0.00	0	0
	Held by respective trustees (beneficial holders Family trusts)	1	601634660	0	0	601634660	53.93	0	0.00	0	53.93	0	0	0.00	0	601634660
	Gautambhai Shantilal Adani and Rajeshbhai Shantilal Adani (on behalf of S.B. Adani Family Trust)	1	601634660	0	0	601634660	53.93	0	0.00	0	53.93	0	0	0.00	0	601634660
	Bodies Corporate	1	97617325	0	0	97617325	8.75	0	0.00	0	8.75	0	0	0.00	0	97617325
	Adani Tradeline Private Limited (see note below)	1	97617325	0	0	97617325	8.75	0	0.00	0	8.75	0	0	0.00	0	97617325
	Sub Total (A)(1)	4	699251987	0	0	699251987	62.69	0	0.00	0	62.69	0	0	0.00	0	699251987
2	Foreign	0	0	0	0	0	0.00	0	0.00	0	0.00	0	0	0.00	0	0
(a)	Individuals (Non-Resident Individuals / Foreign Individuals)	0	0	0	0	0	0.00	0	0.00	0	0.00	0	0	0.00	0	0
(b)	Government	0	0	0	0	0	0.00	0	0.00	0	0.00	0	0	0.00	0	0
(c)	Institutions	0	0	0	0	0	0.00	0	0.00	0	0.00	0	0	0.00	0	0
(d)	Foreign Portfolio Investor	0	0	0	0	0	0.00	0	0.00	0	0.00	0	0	0.00	0	0
(e)	Any Other (Specify)	5	136721000	0	0	136721000	12.26	0	0.00	0	12.26	0	0	0.00	0	136721000
	Bodies Corporate	5	136721000	0	0	136721000	12.26	0	0.00	0	12.26	0	0	0.00	0	136721000
	Afro Asia Trade and Investments Limited	1	30249700	0	0	30249700	2.71	0	0.00	0	2.71	0	0	0.00	0	30249700
	Worldwide Emerging Market Holding Limited	1	30249700	0	0	30249700	2.71	0	0.00	0	2.71	0	0	0.00	0	30249700
	Flourishing Trade And Investment Limited	1	3688000	0	0	3688000	0.33	0	0.00	0	0.33	0	0	0.00	0	3688000
	Emerging Market Investment DMCC	1	17400000	0	0	17400000	1.56	0	0.00	0	1.56	0	0	0.00	0	17400000
	Gelt Bery Trade and Investment Limited	1	55133600	0	0	55133600	4.94	0	0.00	0	4.94	0	0	0.00	0	55133600
	Sub Total (A)(2)	5	136721000	0	0	136721000	12.26	0	0.00	0	12.26	0	0	0.00	0	136721000
	Total Shareholding Of Promoter And Promoter Group (A)=(A)(1)+(A)(2)	9	835972987	0	0	835972987	74.94	0	0.00	0	74.94	0	0	0.00	0	835972987

Details of Shares which remain unclaimed may be given here along with details such as number of shareholders, outstanding shares held in demat/unclaimed suspense account, voting rights which are frozen etc.

Note:

(1) PAN would not be displayed on website of Stock Exchange(s)

(2) The term 'Encumbrance' has the same meaning as assigned under regulation 28(3) of SEBI (Substantial Acquisition of Shares and Takeovers) Regulations, 2011.

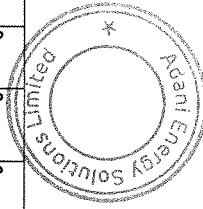


Handwritten signature

Adani Energy Solutions Limited

Table III - Statement showing shareholding pattern of the Public shareholder

Category	Category & Name of shareholders	Nos. of shareholders	No. of fully paid up equity shares held	No. of Partly paid-up equity shares held	No. of shares underlying Depository Receipts	Total nos. shares held (iii)+(iv)+(v)	Shareholding as a % of total no. of shares (calculated as per SCRR, 1957)	Number of Voting Rights held in each class of securities			No. of Shares Underlying convertible securities (including Warrants)	Shareholding, as a % assuming convertible securities (as a percentage of diluted share capital)	Number of Locked In shares	Number of Shares pledged or otherwise		Number of equity shares held in dematerialised form	
								No of Voting Rights						As a % of total Shares held(iii)	No. (a)		As a % of total Shares held(iii)
								Class eg. X	Class eg. y	Total							
(i)	(ii)	(iii)	(iv)	(v)	(vi)	(vii) As a % of (A+B+C2)	(ix)	(x)	(xi)	(xii)	(xiii)						
1	Institutions (domestic)																
(a)	Mutual Fund	20	3007144	0	0	3007144	0.27	3007144	0	0.00	0.27	0	0.00	0	0.00	3007144	
(b)	Venture Capital Funds	0	0	0	0	0	0.00	0	0	0.00	0.00	0	0.00	0	0.00	0	
(c)	Alternate Investment Funds	1	25000	0	0	25000	0.00	25000	0	0.00	0.00	0	0.00	0	0.00	25000	
(d)	Banks	3	387	0	0	387	0.00	387	0	0.00	0.00	0	0.00	0	0.00	387	
(e)	Insurance Companies	3	41238394	0	0	41238394	3.70	41238394	0	0.00	3.70	0	0.00	0	0.00	41238394	
(f)	Life Insurance Corporation of India	1	41081207	0	0	41081207	3.74	41081207	0	0.00	3.74	0	0.00	0	0.00	41081207	
(f)	Provident Funds/ Pension Funds	0	0	0	0	0	0.00	0	0	0.00	0.00	0	0.00	0	0.00	0	
(g)	Asset reconstruction Companies	0	0	0	0	0	0.00	0	0	0.00	0.00	0	0.00	0	0.00	0	
(h)	Sovereign Wealth Funds	0	0	0	0	0	0.00	0	0	0.00	0.00	0	0.00	0	0.00	0	
(i)	NRFCs registered with RBI	6	2503	0	0	2503	0.00	2503	0	0.00	0.00	0	0.00	0	0.00	2503	
(j)	Other financial Institutions	0	0	0	0	0	0.00	0	0	0.00	0.00	0	0.00	0	0.00	0	
(k)	Any Other (Specify)	0	0	0	0	0	0.00	0	0	0.00	0.00	0	0.00	0	0.00	0	
(k)	Sub Total (B)(1)	33	44273428	0	0	44273428	3.97	44273428	0	0.00	3.97	0	0.00	0	0.00	44273428	
2	Institutions (foreign)																
(a)	Foreign Direct Investment	0	0	0	0	0	0.00	0	0	0.00	0.00	0	0.00	0	0.00	0	
(b)	Foreign Venture Capital Investors	0	0	0	0	0	0.00	0	0	0.00	0.00	0	0.00	0	0.00	0	
(c)	Sovereign Wealth Funds	0	0	0	0	0	0.00	0	0	0.00	0.00	0	0.00	0	0.00	0	
(c)	Foreign Portfolio Investors	138	107127556	0	0	107127556	9.60	107127556	0	0.00	9.60	0	0.00	0	0.00	107127556	
	Category I																
	Envestcom Holding Rsc Ltd.	1	55200000	0	0	55200000	4.95	55200000	0	0.00	4.95	0	0.00	0	0.00	55200000	
	Goldman Sachs Trust II - Goldman Sachs Ggg Partners International Opportunities Fund	1	30201059	0	0	30201059	2.71	30201059	0	0.00	2.71	0	0.00	0	0.00	30201059	
	Ggg Partners Emerging Markets Equity Fund	1	20705583	0	0	20705583	1.86	20705583	0	0.00	1.86	0	0.00	0	0.00	20705583	
(e)	Foreign Portfolio Investors	11	66195208	0	0	66195208	5.93	66195208	0	0.00	5.93	0	0.00	0	0.00	66195208	
(f)	Overseas Depositories (holding DRs) (balancing figure)	0	0	0	0	0	0.00	0	0	0.00	0.00	0	0.00	0	0.00	0	
(g)	Any Other (Specify)	0	0	0	0	0	0.00	0	0	0.00	0.00	0	0.00	0	0.00	0	
(g)	Sub Total (B)(2)	149	173322764	0	0	173322764	15.54	173322764	0	0.00	15.54	0	0.00	0	0.00	173322764	
3	Central Government / State Government(s)																
(a)	Central Government / President of India	1	910	0	0	910	0.00	910	0	0.00	0.00	0	0.00	0	0.00	910	
(b)	State Government / Governor	0	0	0	0	0	0.00	0	0	0.00	0.00	0	0.00	0	0.00	0	
(c)	Bodies Corporate where Central / State Government is Promoter	0	0	0	0	0	0.00	0	0	0.00	0.00	0	0.00	0	0.00	0	
(d)	Sub Total (B)(3)	1	910	0	0	910	0.00	910	0	0.00	0.00	0	0.00	0	0.00	910	
4	Non-Institutions																
(a)	Associate Companies / Subsidiaries	0	0	0	0	0	0.00	0	0	0.00	0.00	0	0.00	0	0.00	0	



(Signature)

Adani Energy Solutions Limited

Table III - Statement showing shareholding pattern of the Public shareholder


(b)	2	106785	0	106785	0.01	106785	0	106785	0.01	0	0	0	0	0.00	0	0.00	106785
(c)	1	49	0	49	0.00	49	0	49	0.00	0	0	0	0	0.00	0	0.00	49
(d)	0	0	0	0	0.00	0	0	0	0.00	0	0	0	0	0.00	0	0.00	0
(e)	0	0	0	0	0.00	0	0	0	0.00	0	0	0	0	0.00	0	0.00	0
(f)	0	0	0	0	0.00	0	0	0	0.00	0	0	0	0	0.00	0	0.00	0
(g)	485145	32620169	0	32620169	2.92	32620169	0	32620169	2.92	0	0	0	0	0.00	0	0.00	32466740
(h)	120	6619950	0	6619950	0.59	6619950	0	6619950	0.59	0	0	0	0	0.00	0	0.00	6589950
(i)	3723	986601	0	986601	0.09	986601	0	986601	0.088	0	0	0	0	0.00	0	0.00	986601
(j)	1	10000	0	10000	0.00	10000	0	10000	0.001	0	0	0	0	0.00	0	0.00	10000
(k)	1	5782600	0	5782600	0.52	5782600	0	5782600	0.52	0	0	0	0	0.00	0	0.00	5782600
(l)	762	3941787	0	3941787	0.35	3941787	0	3941787	0.35	0	0	0	0	0.00	0	0.00	3941787
(m)	3674	11854653	0	11854653	1.06	11854653	0	11854653	1.06	0	0	0	0	0.00	0	0.00	11854653
(n)	2	636	0	636	0.00	636	0	636	0.00	0	0	0	0	0.00	0	0.00	636
(o)	89	351709	0	351709	0.03	351709	0	351709	0.03	0	0	0	0	0.00	0	0.00	351709
(p)	3569	1600654	0	1600654	0.14	1600654	0	1600654	0.14	0	0	0	0	0.00	0	0.00	1600654
(q)	14	9901654	0	9901654	0.89	9901654	0	9901654	0.89	0	0	0	0	0.00	0	0.00	9901654
(r)	493429	61922594	0	61922594	5.55	61922594	0	61922594	5.55	0	0	0	0	0.00	0	0.00	61739165
(s)	493612	279519696	0	279519696	25.06	279519696	0	279519696	25.06	0	0	0	0	0.00	0	0.00	279336267

Details of the shareholders acting as persons in Concert including their Shareholding (No. and %).

Details of Shares which remain unclaimed may be given here along with details such as number of shareholders, outstanding shares held in demat/unclaimed suspense account, voting rights which are frozen etc.

Note:

- (1) PAN would not be displayed on website of Stock Exchange(s).
- (2) The above format needs to be disclosed along with the name of following persons: institutions/Non Institutions holding more than 1% of total number of shares
- (3) W.r.t. the information pertaining to Depository Receipts, the same may be disclosed in the respective columns to the extent information available and the balance to be disclosed as held by custodian.

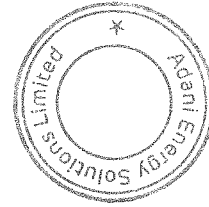


Handwritten signature

Adani Energy Solutions Limited Table IV - Statement showing shareholding pattern of the Non Promoter - Non Public shareholder																	
Category	Category & Name of shareholders	Nos. of shareholders	No. of fully paid up equity shares held	No. of Party paid-up equity shares held	No. of shares underlying Depository Receipts	Total nos. shares held	Shareholding as a % of total no. of shares (calculated as per SCRR, 1957)	Number of Voting Rights held in each class of securities			No. of Shares Underlying Outstanding convertible securities (including Warrants)	Shareholding as a % assuming full conversion of convertible securities (as a percentage of diluted share capital)	Number of Locked in shares		Number of Shares pledged or otherwise encumbered	Number of equity shares held in dematerialised form	
								No of Voting Rights Class eg: X	Class eg: Y	Total % of (A+B+C)			No. (a)	As a % of total Shares held(b)			No. (a)
	(i)	(ii)	(iii)	(iv)	(v)	(vi) = (iii)+(iv)+(v)	(vii) As a % of (A+B+C2)	(viii)	(ix)	(x) = (vii)+(ix) As a % of (A+B+C2)	(xi)	(xii)	(xiii)				
1	Custodian / DR Holder - Name of DR Holder (if available) / Employee Benefit Trust / SEBI (Share based Employee Benefit & Sweat Equity) Regulations, 2021	0	0	0	0	0	0	0	0	0	0	0	0	0	0	0	
2	Total Non-Promoter- Non Public Shareholding (C) = (i)+(ii)+(iii)	0	1115492683	0	0	1115492683	100.00	1115492683	0	1115492683	100	98.44	0	0.00	19092821	1.71	1115309254

Note:

- (1) PAN would not be displayed on website of Stock Exchange(s).
- (2) The above format needs to disclose name of all holders holding more than 1% of total number of shares
- (3) W.r.t. the information pertaining to Depository Receipts, the same may be disclosed in the respective columns to the extent information available




Handwritten signature

Shareholding Pattern under Regulation 31 of SEBI (Listing Obligations and Disclosure Requirements)

1	Name of Listed Entity: Adani Energy Solutions Limited
2	Scrip Code/Name of Scrip/Class of Security: 539254 /ADANITRANS / Equity
3	Share Holding Pattern Filed under: Reg. 31(1)(a)/Reg. 31(1)(b)/Reg.31(1)(c)
a.	If under 31(1)(b) then indicate the report for Quarter ending : August 03, 2024
b.	If under 31(1)(c) then indicate date of allotment/extinguishment
4	Declaration: The Listed entity is required to submit the following declaration to the extent of submission of information:-

Particulars	Yes*	No*
1 Whether the Listed Entity has issued any partly paid up shares?		No
2 Whether the Listed Entity has issued any Convertible Securities or Warrants?		No
3 Whether the Listed Entity has any shares against which depository receipts are issued?		No
4 Whether the Listed Entity has any shares in locked-in?		No
5 Whether any shares held by promoters are pledge or otherwise encumbered?	Yes	


* If the Listed Entity selects the option 'No' for the questions above, the columns for the partly paid up shares, Outstanding Convertible Securities/Warrants, depository receipts, locked-in shares, No of shares pledged or otherwise encumbered by promoters, as applicable, shall not be displayed at the time of dissemination on the Stock Exchange website. Also wherever there is 'No' declared by Listed Entity in above table the values will be considered as 'Zero' by default on submission of the format of holding of specified securities.



[Handwritten signature]

Adani Energy Solutions Limited
Table 1 - Summary Statement holding of specified securities

Category	Category of shareholder	Number of shareholders	No. of fully paid up equity shares held	No. of equity shares held on behalf of shareholders	No. of shares underlying Receipts	Total nos. shares held (VI) = (V)+(VI)+ (VII)	Shareholding as a % of total nos. of shares held as per SCRR, 1957 (VII) As a % of (A+B+C2)	Number of Voting Rights held in each class of securities			No. of Shares Underlying securities (including Warrants)	Shareholding, as a % assuming full conversion of convertible securities (as a percentage of diluted share capital) (X) = (VII)+(X) As a % of (A+B+C2)	Number of Locked in shares		Number of Shares pledged or otherwise encumbered		Number of equity shares held in dematerialised form
								Class eg: X	Class eg: Y	Total			No. (i)	As a % of total Shares held(i)	No. (i)	As a % of total Shares held(i)	
(i)	(ii)	(iii)	(iv)	(v)	(vi)	(vii) = (vi)+(v)+(vii)	(viii) As a % of (A+B+C2)	(ix)	(x)	(xi) = (viii)+(x) As a % of (A+B+C2)	(xii)	(xiii)	(xiv)	(xv)	(xvi)	(xvii)	
(A)	Promoter & Promoter Group	9	835972987	0	835972987	835972987	69.59	0	835972987	69.59	0	0.00	19027821	2.28	835972987		
(B)	Public	454131	365309655	0	365309655	365309655	30.41	0	365309655	30.41	0	0.00	0	0.00	365126226		
(C)	Non Promoter - Non Public	0	0	0	0	0	0.00	0	0	0.00	0	0.00	0	0.00	0		
(C1)	Shares Underlying DRs	0	0	0	0	0	0.00	0	0	0.00	0	0.00	0	0.00	0		
(C2)	Shares Held By Employee Trust	0	0	0	0	0	0.00	0	0	0.00	0	0.00	0	0.00	0		
		454140	1201282642	0	1201282642	1201282642	100	0	1201282642	100	0	0.00	19027821	1.58	1201099213		



[Handwritten signature]

Adani Energy Solutions Limited
Table II (I)(e)- Statement showing shareholding pattern of the Promoter and Promoter Group

Category	Category & Name of shareholders	No. of shareholders	No. of fully paid up equity shares held	No. of Partly paid-up equity shares held	No. of shares underlying Depository Receipts	Total nos. shares held (Sum of (iii)-(v))	Shareholding as % of total no. of shares (Based on per SCRR, 1957)	Number of Voting Rights held in each class of securities			No. of Shares Underlying Outstanding convertible securities (including Warrants)	Shareholding, as a % assuming full conversion of convertible securities (diluted share capital)	Number of Locked in shares		Number of equity shares held in dematerialised form	
								(i)	(ii)	(iii)			(iv)	(v)		(vi)
			(i)	(ii)	(iii)	(iv) = (i)+(ii)+(iii)	(v) As a % of (vi)+(vii)	(viii)	(ix)	(x)	(xi)	(xii)	(xiii)	(xiv)	(xv)	
1	Indian Individuals / Hindu Undivided Family	2	0	0	0	0	0.00	2	0	0	0	0.00	0	0	0.00	2
	Gaurambhai Shantilal Adani	1	0	0	0	0	0.00	1	0	0	0	0.00	0	0	0.00	1
	Rajeshbhai Shantilal Adani	1	0	0	0	0	0.00	1	0	0	0	0.00	0	0	0.00	1
(b)	Central Government/State Government(s)	0	0	0	0	0	0.00	0	0	0	0	0.00	0	0	0.00	0
(c)	Financial Institutions / Banks	0	0	0	0	0	0.00	0	0	0	0	0.00	0	0	0.00	0
(d)	Any Other (Specify)	2	699251985	0	0	699251985	62.69	699251985	0	699251985	0	62.69	0	0	0.00	699251985
	Held by respective trustees (Beneficial holders Family Trusts)	1	601634660	0	0	601634660	53.93	601634660	0	601634660	0	53.93	0	0	0.00	601634660
	Gaurambhai Shantilal Adani and Rajeshbhai Shantilal Adani (on behalf of S.B. Adani Family Trust)	1	601634660	0	0	601634660	53.93	601634660	0	601634660	0	53.93	0	0	0.00	601634660
	Bodies Corporate	1	97617325	0	0	97617325	8.75	97617325	0	97617325	0	8.75	0	0	0.00	97617325
	Adani TradeLine Private Limited (see note below)	1	97617325	0	0	97617325	8.75	97617325	0	97617325	0	8.75	0	0	0.00	97617325
	Sub Total (A)(1)	4	699251987	0	0	699251987	62.69	699251987	0	699251987	0	62.69	0	0	0.00	699251987
2	Foreign Individuals (Non-Resident Individuals / Foreign Institutions)	0	0	0	0	0	0.00	0	0	0	0	0.00	0	0	0.00	0
(b)	Government	0	0	0	0	0	0.00	0	0	0	0	0.00	0	0	0.00	0
(c)	Institutions	0	0	0	0	0	0.00	0	0	0	0	0.00	0	0	0.00	0
(d)	Foreign Portfolio Investor	0	0	0	0	0	0.00	0	0	0	0	0.00	0	0	0.00	0
(e)	Any Other (Specify)	5	136721000	0	0	136721000	12.26	136721000	0	136721000	0	12.26	0	0	0.00	136721000
	Bodies Corporate	5	136721000	0	0	136721000	12.26	136721000	0	136721000	0	12.26	0	0	0.00	136721000
	Alfa Asia Trade and Investments Limited	1	30249700	0	0	30249700	2.71	30249700	0	30249700	0	2.71	0	0	0.00	30249700
	Worldwide Emerging Market Holding Limited	1	30249700	0	0	30249700	2.71	30249700	0	30249700	0	2.71	0	0	0.00	30249700
	Flourishing Trade And Investment Limited	1	3688000	0	0	3688000	0.33	3688000	0	3688000	0	0.33	0	0	0.00	3688000
	Emerging Market Investment DMCC	1	17400000	0	0	17400000	1.56	17400000	0	17400000	0	1.56	0	0	0.00	17400000
	Gait Bery Trade and Investment Limited	1	55133600	0	0	55133600	4.94	55133600	0	55133600	0	4.94	0	0	0.00	55133600
	Sub Total (A)(2)	5	136721000	0	0	136721000	12.26	136721000	0	136721000	0	12.26	0	0	0.00	136721000
	Total Shareholding Of Promoter And Promoter Group (A) = (A)(1)+(A)(2)	9	835972987	0	0	835972987	74.94	835972987	0	835972987	0	74.94	0	0	0.00	835972987

Details of Shares which remain unclaimed may be given hear along with details such as number of shareholders, outstanding shares held in demat/unclaimed suspense account, voting rights which are frozen etc.

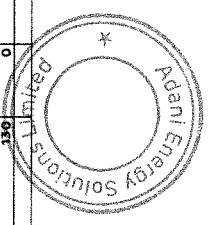
Note:

- (1) PAN would not be displayed on website of Stock Exchange(s)
- (2) The term 'Encumbrance' has the same meaning as assigned under regulation 26(3) of SEBI (Substantial Acquisition of Shares and Takeovers) Regulations, 2011.

Adani Energy Solutions Limited

Table III - Statement showing shareholding pattern of the Public shareholder

Category	Nos. of shareholders	No. of fully paid up equity shares held	No. of Partly paid-up equity shares held	No. of shares underlying Depository Receipts	Total nos. shares held (iii)+(iv)+(v)	Shareholding as a % of total no. of shares (calculated as per SCRR, 1957)	Number of Voting Rights			No. of Shares Underlying Outstanding convertible securities (including Warrants)	Shareholding, as a % assuming full conversion of convertible securities (as a percentage of diluted share capital)	No. (a) of Locked in Shares held(b)	Number of Shares pledged or otherwise	Number of equity shares held in dematerialised form				
							No of Voting Rights		Total						No. (a) of Shares	As a % of total Shares held(b)	No. (a) of Shares	As a % of total Shares held(b)
							Class eg: X	Class eg: Y										
1	(i)	(ii)	(iii)	(iv)	(v)	(vi) As a % of (A+B+C2)	(viii)			(ix)	(X)=(V)+(ix) As a % of (A+B+C2)	(xi)	(xii)	(xiii)				
(a)	Institutions (domestic)																	
(b)	Mutual Fund	23	16073736	0	16073736	1.44	0	16073736	1.44	0.00	0	0.00	0	16073736				
(c)	Venture Capital Funds	0	0	0	0	0.00	0	0	0.00	0.00	0	0.00	0	0				
(d)	Alternate Investment Funds	23	4961829	0	4961829	0.45	0	4961829	0.45	0.00	0	0.00	0	4961829				
(e)	Banks	3	387	0	387	0.00	0	387	0.00	0.00	0	0.00	0	387				
(f)	Insurance Companies	6	42576482	0	42576482	3.82	0	42576482	3.82	0.00	0	0.00	0	42576482				
(g)	Life Insurance Corporation of India	1	41081207	0	41081207	3.74	0	41081207	3.74	0.00	0	0.00	0	41081207				
(h)	Provident Funds/ Pension Funds	1	512177	0	512177	0.05	0	512177	0.05	0.00	0	0.00	0	512177				
(i)	Asset reconstruction Companies	0	0	0	0	0.00	0	0	0.00	0.00	0	0.00	0	0				
(j)	Sovereign Wealth Funds	0	0	0	0	0.00	0	0	0.00	0.00	0	0.00	0	0				
(k)	NBF-Is registered with RBI	6	8852	0	8852	0.00	0	8852	0.00	0.00	0	0.00	0	8852				
(l)	Other financial institutions	0	0	0	0	0.00	0	0	0.00	0.00	0	0.00	0	0				
(m)	Any Other (Specify)	0	0	0	0	0.00	0	0	0.00	0.00	0	0.00	0	0				
(n)	Sub Total (B)(1)	62	64133463	0	64133463	5.76	0	64133463	5.76	0.00	0	0.00	0	64133463				
2	Institutions (foreign)																	
(a)	Foreign Direct Investment	0	0	0	0	0.00	0	0	0.00	0.00	0	0.00	0	0				
(b)	Foreign Venture Capital Investors	0	0	0	0	0.00	0	0	0.00	0.00	0	0.00	0	0				
(c)	Sovereign Wealth Funds	0	0	0	0	0.00	0	0	0.00	0.00	0	0.00	0	0				
(d)	Foreign Portfolio Investors	190	162483965	0	162483965	14.57	0	162483965	14.57	0.00	0	0.00	0	162483965				
(e)	Category I	1	55200000	0	55200000	4.95	0	55200000	4.95	0.00	0	0.00	0	55200000				
(f)	Envestcom Holding Res Ltd	1	33741816	0	33741816	3.02	0	33741816	3.02	0.00	0	0.00	0	33741816				
(g)	Goldman Sachs Trust II - Goldman Sachs Qqq Partners International Opportunities Fund	0	0	0	0	0.00	0	0	0.00	0.00	0	0.00	0	0				
(h)	Qqq Partners Emerging Markets Equity Fund	1	22588437	0	22588437	2.02	0	22588437	2.02	0.00	0	0.00	0	22588437				
(i)	Inq Holding Llc	1	12868770	0	12868770	1.15	0	12868770	1.15	0.00	0	0.00	0	12868770				
(j)	Foreign Portfolio Investors	14	68511270	0	68511270	6.14	0	68511270	6.14	0.00	0	0.00	0	68511270				
(k)	Category II	0	0	0	0	0.00	0	0	0.00	0.00	0	0.00	0	0				
(l)	Overseas Depositories (holding DRs) (balancing figure)	1	11562	0	11562	0.00	0	11562	0.00	0.00	0	0.00	0	11562				
(m)	Any Other (Specify)	1	11562	0	11562	0.00	0	11562	0.00	0.00	0	0.00	0	11562				
(n)	Foreign Institutional Investors	205	231006797	0	231006797	20.71	0	231006797	20.71	0.00	0	0.00	0	231006797				
(o)	Sub Total (B)(2)																	
3	Central Government / State Government(s)																	
(a)	Central Government / President of India	1	130	0	130	0.00	0	130	0.00	0.00	0	0.00	0	130				
(b)	State Government / Governor	0	0	0	0	0.00	0	0	0.00	0.00	0	0.00	0	0				
(c)	Shareholding by Companies or Bodies Corporate where Central / State Government is Promoter	0	0	0	0	0.00	0	0	0.00	0.00	0	0.00	0	0				
(d)	Sub Total (B)(3)	1	130	0	130	0.00	0	130	0.00	0.00	0	0.00	0	130				
4	Non-Institutions																	




Handwritten signature

Adani Energy Solutions Limited												
Table III - Statement showing shareholding pattern of the Public shareholder												
(a)	Associate Companies / Subsidiaries	0	0	0	0	0	0	0	0	0	0	0
(b)	Directors and their relatives (excluding independent and nominee directors)	2	106785	0	0	106785	0	0	0	0	0	0
(c)	Key Managerial Personnel	1	49	0	0	49	0	0	0	0	0	0
(d)	Directors and their relatives (excluding independent and nominee directors) disclosed under "Promoter and Promoter Group" category	0	0	0	0	0	0	0	0	0	0	0
(e)	Trust where any person belonging to "Promoter and Promoter Group" is "trustee", "beneficiary" or "author of the trust"	0	0	0	0	0	0	0	0	0	0	0
(f)	Investor Education & Protection Fund (IEPF)	0	0	0	0	0	0	0	0	0	0	0
(g)	Resident individuals holding nominal share capital up to Rs. 2 lakhs.	445326	30553055	0	0	30553055	0	0	0	0	0	0
(h)	Resident individuals holding nominal share capital in excess of Rs. 2 lakhs.	138	8735204	0	0	8735204	0	0	0	0	0	0
(i)	Non-resident Indians	3758	1004236	0	0	1004236	0	0	0	0	0	0
(j)	Foreign Nationals	1	10000	0	0	10000	0	0	0	0	0	0
(k)	Foreign Companies	1	15682600	0	0	15682600	0	0	0	0	0	0
(l)	Bodies Corporate	864	11409971	0	0	11409971	0	0	0	0	0	0
(m)	Any Other (Specify)	3772	2667365	0	0	2667365	0	0	0	0	0	0
	Trusts	2	636	0	0	636	0	0	0	0	0	0
	Bodies Corporate / LLP	104	675161	0	0	675161	0	0	0	0	0	0
	Hindu Undivided Family	3647	1736735	0	0	1736735	0	0	0	0	0	0
	Clearing Members	19	254833	0	0	254833	0	0	0	0	0	0
	Sub Total (B)(4)	453863	70169265	0	0	70169265	0	0	0	0	0	0
	Total Public Shareholding (B) = (B)(1)+(B)(2)+(B)(3)	454131	365309655	0	0	365309655	0	0	0	0	0	0

Details of the shareholders acting as persons in Concert including their Shareholding (No. and %):
 Details of Shares which remain unclaimed may be given here along with details such as number of shareholders, outstanding shares held in demat/unclaimed suspense account, voting rights which are frozen etc.

Note:

- (1) PAN would not be displayed on website of Stock Exchange(s).
- (2) The above format needs to be disclosed along with the name of following persons: Institutions/Non Institutions holding more than 1% of total number of shares
- (3) W.r.t. the information pertaining to Depository Receipts, the same may be disclosed in the respective columns to the extent information available and the balance to be disclosed as held by custodian.



[Handwritten signature]

Adani Energy Solutions Limited Table IV - Statement showing shareholding pattern of the Non Promoter, Non Public shareholder.																	
Category	Category & Name of shareholders	Nos. of shareholders	No. of fully paid up equity shares held	No. of partly paid-up equity shares held	No. of shares underlying Depository Receipts	Total nos. shares held	Shareholding as a % of total no. of shares (calculated as per SCRR, 1957)	Number of Voting Rights held in each class of securities			No. of Shares Underlying Outstanding convertible securities (including Warrants)	Shareholding as a % assuming full conversion of convertible securities (as a percentage of diluted share capital)	Number of Locked in shares		Number of Shares pledged or otherwise encumbered	Number of equity shares held in dematerialised form	
								No. of Voting Rights Class: eg. X	Class eg: Y	Total			No. (a)	As a % of total Shares held(b)			No. (b)
	(i)	(ii)	(iii)	(iv)	(v)	(vi) = (iii)+(iv)+(v)	(vii) As a % of (A+B+C2)	(viii)	(ix)	(x) = (vi)+(ix) As a % of (A+B+C2)	(xi)	(xii)	(xiii)	(xiv)	(xv)		
1	Custodian / DR Holder - Name of DR Holder, (if available) Employee Benefit Trust / Employee Welfare Trust under SEBI (Share based Employee Benefit & Sweat Equity) Regulations, 2021	0	0	0	0	0	(vii) As a % of (A+B+C2)	(ix)	0	0	0	0	0	0	0	0	
2	Total Non-Promoter, Non Public Shareholding (C) = (C)(i)+(C)(2)	0	0	0	0	0	107.70	1201282642	0	0	0	0	0	0	0	0	
	Total (A+B+C)	454140	1201282642	0	0	1201282642	107.70	1201282642	0	1201282642	107.7	0	0	0.00	19027821	1.58	1201099213

Note:

- (1) PAN would not be displayed on website of Stock Exchange(s).
- (2) The above format needs to disclose name of all holders holding more than 1% of total number of shares
- (3) W.r.t. the information pertaining to Depository Receipts, the same may be disclosed in the respective columns to the extent information available

