

Format of Holding of Specified securities

1. Name of Listed Entity:VARUN BEVERAGES LIMITED
2. Scrip Code/Name of Scrip/Class of Security:540180,VBL,EQUITY SHARES
3. Share Holding Pattern Filed under: Reg. 31(1)(a)/Reg.31(1)(b)/Reg.31(1)(c)
 - a. if under 31(1)(b) then indicate the report for quarter ending 08/11/2024
 - b. if under 31(1)(c) then indicate date of allotment/extinguishment
4. Declaration : The Listed entity is required to submit the following declaration to the extent of submission of information:

	Particulars	YES*	NO*
a	Whether the Listed Entity has issued any partly paid up shares		NO*
b	Whether the Listed Entity has issued any Convertible Securities or Warrants?		NO*
c	Whether the Listed Entity has any shares against which depository receipts are issued?		NO*
d	Whether the Listed Entity has any shares in locked-in?		NO*
e	Whether any shares held by promoters are pledge or otherwise encumbered?	YES*	

*if the Listed Entity selects the option 'NO' for the questions above, the columns for the partly paid up shares, Outstanding Convertible Securities/Warrants, depository receipts, locked-in shares, No of shares pledged or otherwise encumbered by promoters, as applicable, shall not be displayed at the time of dissemination on the Stock Exchange website. Also wherever there is 'No' declared by Listed entity in above table the values will be considered as 'Zero' by default on submission of the format of holding of specified securities.

- 5 The tabular format for disclosure of holding of specified securities is as follows:



Table 1 - Summary Statement holding of specified securities

Category	Category of Shareholder	No of Shareholders	No of fully paid up equity shares held	No of Partly paid-up equity shares held	No of Shares Underlying Depository Receipts	Total No of Shares Held (VII) = (IV)+(V)+(VI)	Shareholding as a % of total no of shares (As a % of (A+B+C2))	Number of Voting Rights held in each class of securities			No of Shares Underlying Outstanding convertible securities (including Warrants)	Shareholding as a % assuming full conversion of convertible Securities (as a percentage of)	Number of Locked In Shares		Number of Shares pledged or otherwise encumbered		Number of equity shares held in dematerialized form	
								Class X	Class Y	Total			Total as a % of (A+B+C)	No.	As a % of total Shares held	No.		As a % of total Shares held
(I)	(II)	(III)	(IV)	(V)	(VI)	(VII)	(VIII)	(IX)	(X)	(XI)	(XII)	(XIII)	(XIV)					
(A)	Promoter & Promoter Group	15	2035716909	0	0	2035716909	62.66	2035716909	0	2035716909	62.66	0	62.66	0	0.00	793205	0.04	2035716909
(B)	Public	769599	1213008496	0	0	1213008496	37.34	1213008496	0	1213008496	37.34	0	37.34	0	0.00	0	0	1212992221
(C)	Non Promoter-Non Public																	
(C1)	Shares underlying DRs	0	0	0	0	0	0	0	0	0	0.00	0	0	0	0.00	0	0	0
(C2)	Shares held by Employees Trusts	0	0	0	0	0	0.00	0	0	0	0.00	0	0.00	0	0.00	0	0	0
Total:		769614	3248725405	0	0	3248725405	100.00	3248725405	0	3248725405	100.00	0	100.00	0	0.00	793205	0.04	3248709130




Table II - Statement showing shareholding pattern of the Promoter and Promoter Group

Category	Category & Name of the Shareholder	PAN	No of Shareholders	No of fully paid up equity shares held	No of Partly paid-up equity shares held	No of Shares Underlying Depository Receipts	Total No of Shares Held (IV+V+VI)	Shareholding as a % of total no of shares (calculated as per SCRR, 1957 (VIII) As a % of (A+B+C2)	Number of Voting Rights held in each class of securities			No of Shares Underlying Outstanding convertible securities (Including Warrants)	Shareholding as a % assuming full conversion of convertible Securities (as a percentage of diluted share capital) (VII)+(X) As a % of (A+B+C2)	Number of Locked In Shares		Number of Shares pledged or otherwise encumbered		Number of equity shares held in dematerialized form	
									No of Voting Rights					Total as a % of (A+B+C)	No.	As a % of total Shares held	No.		As a % of total Shares held
									Class X	Class Y	Total								
	(i)	(ii)	(iii)	(iv)	(v)	(vi)	(vii)	(viii)	(ix)	(x)	(xi)	(xii)	(xiii)	(xiv)					
(1)	Indian																		
(a)	Individuals/Hindu undivided Family		11	1166785604	0	0	1166785604	35.92	1166785604	0	1166785604	35.92	0	35.92	0	0.00	750310	0.06	1166785604
	RAVI KANT JAIPURIA		1	564736222	0	0	564736222	17.38	564736222	0	564736222	17.38	0	17.38	0	0.00	0	0.00	564736222
	VARUN JAIPURIA		1	520859870	0	0	520859870	16.03	520859870	0	520859870	16.03	0	16.03	0	0.00	0	0.00	520859870
	DEVYANI JAIPURIA		1	78779775	0	0	78779775	2.42	78779775	0	78779775	2.42	0	2.42	0	0.00	0	0.00	78779775
	VIVEK GUPTA		1	2326500	0	0	2326500	0.07	2326500	0	2326500	0.07	0	0.07	0	0.00	750000	32.24	2326500
	DHARA JAIPURIA		1	33995	0	0	33995	0.00	33995	0	33995	0.00	0	0.00	0	0.00	0	0.00	33995
	VIVEK GUPTA HUF		1	33750	0	0	33750	0.00	33750	0	33750	0.00	0	0.00	0	0.00	0	0.00	33750
	MADHAV HANSRAJ MARIWALA HUF		1	4150	0	0	4150	0.00	4150	0	4150	0.00	0	0.00	0	0.00	0	0.00	4150
	MADHAV H MARIWALA		1	7560	0	0	7560	0.00	7560	0	7560	0.00	0	0.00	0	0.00	310	4.20	7560
	NANDINI MADHAV MARIWALA		1	1250	0	0	1250	0.00	1250	0	1250	0.00	0	0.00	0	0.00	0	0.00	1250
	BELA JYOTIKUMAR SAHA		1	2500	0	0	2500	0.00	2500	0	2500	0.00	0	0.00	0	0.00	0	0.00	2500
	MADHU RAJENDRA JINDAL		1	32	0	0	32	0.00	32	0	32	0.00	0	0.00	0	0.00	0	0.00	32
(b)	Central Government/State Government(s)		0	0	0	0	0	0.00	0	0	0	0.00	0	0.00	0	0.00	0	0.00	0
(c)	Financial Institutions/Banks		0	0	0	0	0	0.00	0	0	0	0.00	0	0.00	0	0.00	0	0.00	0
(d)	Any Other		4	868931305	0	0	868931305	26.75	868931305	0	868931305	26.75	0	26.75	0	0.00	42895	0.00	868931305
	MANISON FINVEST PRIVATE LIMITED		1	2185	0	0	2185	0.00	2185	0	2185	0.00	0	0.00	0	0.00	100.00	0.00	2185
	SFT TECHNOLOGIES PRIVATE LIMITED		1	33210	0	0	33210	0.00	33210	0	33210	0.00	0	0.00	0	0.00	100.00	0.00	33210
	LOTUS HOLDINGS		1	18850	0	0	18850	0.00	18850	0	18850	0.00	0	0.00	0	0.00	7500	39.79	18850
	RI CORP LIMITED		1	868877060	0	0	868877060	26.75	868877060	0	868877060	26.75	0	26.75	0	0.00	0	0.00	868877060
	Sub-Total (A)(1)		15	2035716909	0	0	2035716909	62.66	2035716909	0	2035716909	62.66	0	62.66	0	0.00	793205	0.04	2035716909
(2)	Foreign																		
(a)	Individuals (Non-Resident Individuals/Foreign Individuals)		0	0	0	0	0	0.00	0	0	0	0.00	0	0.00	0	0.00	0	0.00	0
(b)	Government		0	0	0	0	0	0.00	0	0	0	0.00	0	0.00	0	0.00	0	0.00	0
(c)	Institutions		0	0	0	0	0	0.00	0	0	0	0.00	0	0.00	0	0.00	0	0.00	0
(d)	Foreign Portfolio Investor		0	0	0	0	0	0.00	0	0	0	0.00	0	0.00	0	0.00	0	0.00	0
(e)	Any Other		0	0	0	0	0	0.00	0	0	0	0.00	0	0.00	0	0.00	0	0.00	0
	Sub-Total (A)(2)		0	0	0	0	0	0.00	0	0	0	0.00	0	0.00	0	0.00	0	0.00	0
	Total Shareholding of Promoter and Promoter Group (A)=(A)(1)+(A)(2)		15	2035716909	0	0	2035716909	62.66	2035716909	0	2035716909	62.66	0	62.66	0	0.00	793205	0.04	2035716909




Table II - Statement showing shareholding pattern of the Public shareholder

Category	Category & Name of the Shareholder	PAN	No of Shareholders	No of fully paid up equity shares held	No of Partly paid-up equity shares held	No of Shares Underlying Depository Receipts	Total No of Shares Held (V+V+V1)	Shareholding as a % of total no of shares (A+B+C2)	Number of Voting Rights held in each class of securities			No of Shares Underlying Outstanding convertible securities (Including Warrants)	Shareholding as a % assuming full conversion of convertible securities (as a percentage of diluted share capital)	Number of Locked in Shares	Number of Shares pledged or otherwise encumbered	Number of equity shares held in dematerialized form	Sub-categorization of shares							
									No of Voting Rights								Total as a % of (A+B+C)	No.	As a % of total Shares held	No.	As a % of total Shares held	Shareholding (No. of shares) under		
									Class X	Class Y	(B)											Sub category (I)	Sub category (II)	Sub category (III)
(I)	(II)	(III)	(IV)	(V)	(VI)	(VII)	(VIII)	(IX)	(X)	(XI)	(XII)	(XIII)	(XIV)	(XV)	(XVI)	(XVII)	(XVIII)	(XIX)						
(1)	Institutions (Domestic)																							
(a)	Mutual Funds		34	95426369	0	0	95426369	2.94	95426369	0	95426369	2.94	0	0.00	0	0	95426369	0	0					
(b)	Venture Capital Funds		0	0	0	0	0	0.00	0	0	0	0.00	0	0.00	0	0	0	0	0					
(c)	Alternate Investment Funds		42	10789979	0	0	10789979	0.33	10789979	0	10789979	0.33	0	0.00	0	0	10789979	0	0					
(d)	Banks		7	1624354	0	0	1624354	0.05	1624354	0	1624354	0.05	0	0.00	0	0	1624354	0	0					
(e)	Insurance Companies		20	56059190	0	0	56059190	1.73	56059190	0	56059190	1.73	0	0.00	0	0	56059190	0	0					
(f)	Provident Funds/Pension Funds		1	10812097	0	0	10812097	0.33	10812097	0	10812097	0.33	0	0.00	0	0	10812097	0	0					
(g)	Asset Reconstruction Companies		0	0	0	0	0	0.00	0	0	0	0.00	0	0.00	0	0	0	0	0					
(h)	Sovereign Wealth Funds		0	0	0	0	0	0.00	0	0	0	0.00	0	0.00	0	0	0	0	0					
(i)	NBFC Registered with RBI		9	54726	0	0	54726	0.00	54726	0	54726	0.00	0	0.00	0	0	54726	0	0					
(j)	Other Financial Institutions		0	0	0	0	0	0.00	0	0	0	0.00	0	0.00	0	0	0	0	0					
(k)	Any Other																							
	Sub Total (B)(1)		113	174766715	0	0	174766715	5.38	174766715	0	174766715	5.38	0	0.00	0	0	174766715	0	0					
(2)	Institutions (Foreign)																							
(a)	Foreign Direct Investment		0	0	0	0	0	0.00	0	0	0	0.00	0	0.00	0	0	0	0	0					
(b)	Foreign Venture Capital		0	0	0	0	0	0.00	0	0	0	0.00	0	0.00	0	0	0	0	0					
(c)	Sovereign Wealth Funds		0	0	0	0	0	0.00	0	0	0	0.00	0	0.00	0	0	0	0	0					
(d)	Foreign Portfolio Investors Category I		944	746035068	0	0	746035068	22.96	746035068	0	746035068	22.96	0	0.00	0	0	746035068	0	0					
	GOVERNMENT OF SINGAPORE - E		1	45021829	0	0	45021829	1.39	45021829	0	45021829	1.39	0	0.00	0	0	45021829	0	0					
	NEW WORLD FUND INC		1	40296680	0	0	40296680	1.24	40296680	0	40296680	1.24	0	0.00	0	0	40296680	0	0					
	GOVERNMENT PENSION FUND GLOBAL		1	63956929	0	0	63956929	1.97	63956929	0	63956929	1.97	0	0.00	0	0	63956929	0	0					
(e)	Foreign Portfolio Investors Category II		63	21402647	0	0	21402647	0.66	21402647	0	21402647	0.66	0	0.00	0	0	21402647	0	0					
(f)	Overseas Depositories (holding DRs) (balancing figure)		0	0	0	0	0	0.00	0	0	0	0.00	0	0.00	0	0	0	0	0					
(g)	Any Other																							
	Sub Total (B)(2)		1007	767437715	0	0	767437715	23.62	767437715	0	767437715	23.62	0	0.00	0	0	767437715	0	0					
(3)	Central Government/State Government(s)/President of India																							
(a)	Central Government / President of India		0	0	0	0	0	0.00	0	0	0	0.00	0	0.00	0	0	0	0	0					
(b)	State Government / Governor		0	0	0	0	0	0.00	0	0	0	0.00	0	0.00	0	0	0	0	0					
(c)	Shareholding by Companies or Bodies Corporate where Central / State Govt		0	0	0	0	0	0.00	0	0	0	0.00	0	0.00	0	0	0	0	0					
	Sub Total (B)(3)		0	0	0	0	0	0.00	0	0	0	0.00	0	0.00	0	0	0	0	0					
(4)	Non-institutions																							
(a)	Associate companies / Subsidiaries		0	0	0	0	0	0.00	0	0	0	0.00	0	0.00	0	0	0	0	0					
(b)	Directors and their relatives (excluding independent directors and nomin		3	8028037	0	0	8028037	0.25	8028037	0	8028037	0.25	0	0.00	0	0	8028037	0	8028037					
(c)	Key Managerial Personnel		2	35000	0	0	35000	0.00	35000	0	35000	0.00	0	0.00	0	0	35000	0	0					
(d)	Relatives of promoters (other than immediate relatives) of promoters dis		0	0	0	0	0	0.00	0	0	0	0.00	0	0.00	0	0	0	0	0					
(e)	Trusts where any person belonging to 'Promoter and Promoter Group' ca		0	0	0	0	0	0.00	0	0	0	0.00	0	0.00	0	0	0	0	0					
(f)	Investor Education and Protection Fund (IEPF)		1	299	0	0	299	0.00	299	0	299	0.00	0	0.00	0	0	299	0	0					
(g)	Resident individuals holding nominal share capital up to Rs. 2 lakhs		746997	152525456	0	0	152525456	4.69	152525456	0	152525456	4.69	0	0.00	0	0	152525456	0	19740					
(h)	Resident individuals holding nominal share capital in excess of Rs. 2 lakhs		107	43726130	0	0	43726130	1.35	43726130	0	43726130	1.35	0	0.00	0	0	43726130	0	283605					
(i)	Non Resident Indians (NRIs)		12903	12202059	0	0	12202059	0.38	12202059	0	12202059	0.38	0	0.00	0	0	12202059	0	22500					
(j)	Foreign Nationals		0	0	0	0	0	0.00	0	0	0	0.00	0	0.00	0	0	0	0	0					
(k)	Foreign Companies)		0	0	0	0	0	0.00	0	0	0	0.00	0	0.00	0	0	0	0	0					
(l)	Bodies Corporate		2290	48716093	0	0	48716093	1.50	48716093	0	48716093	1.50	0	0.00	0	0	48716093	0	18856					
(m)	Any Other																							
	CLEANING MEMBERS		16	57626	0	0	57626	0.00	57626	0	57626	0.00	0	0.00	0	0	57626	0	0					
	H U F		6143	5372484	0	0	5372484	0.17	5372484	0	5372484	0.17	0	0.00	0	0	5372484	0	0					
	TRUSTS		17	140882	0	0	140882	0.00	140882	0	140882	0.00	0	0.00	0	0	140882	0	0					
	Sub Total (B)(4)		768479	270804066	0	0	270804066	8.34	270804066	0	270804066	8.34	0	0.00	0	0	270804066	0	0					
	Total Public Shareholding (B) = (B)(1)+(B)(2)+(B)(3)+(B)(4)		769599	1213008496	0	0	1213008496	37.34	1213008496	0	1213008496	37.34	0	0.00	0	0	1213008496	0	0					



Table IV - Statement showing shareholding pattern of the Non Promoter - Non Public Shareholder

Category	Category & Name of the Shareholder	PAN	No of Shareholders	No of fully paid up equity shares held	No of Partly paid-up equity shares held	No of Shares Underlying Depository Receipts	Total No of Shares Held (IV+V+VI)	Shareholding as a % of total no of shares (A+B+C2)	Number of Voting Rights held in each class of securities			No of Shares Underlying Outstanding convertible securities (including Warrants)	Shareholding as a % assuming full conversion of convertible Securities (as a percentage of diluted share capital)	Number of Locked in Shares		Number of Shares pledged or otherwise encumbered		Number of equity shares held in dematerialized form	
									No of Voting Rights		Total as a % of (A+B+C)			No.	As a % of total Shares held	No.	As a % of total Shares held		
									Class X	Class Y	Total								
	(I)	(II)	(III)	(IV)	(V)	(VI)	(VII)	(VIII)	(IX)			(X)	(XI)	(XII)		(XIII)	(XIV)		
(1)	Custodian/DR Holder			0	0	0	0	0.00	0	0	0	0.00	0	0.00	0	0.00	NA	NA	0
(2)	Employee Benefit Trust (under SEBI(Share based Employee Benefit) Regu			0	0	0	0	0.00	0	0	0	0.00	0	0.00	0	0.00	NA	NA	0
	Total Non-Promoter-Non Public Shareholding (C) = C(1)+C(2)			0	0	0	0	0.00	0	0	0	0.00	0	0.00	0	0.00			0



Details of the shareholders acting as persons in Concert including their Shareholding:			
Name of Shareholder	Name of PAC	No of shares	Holding%
Total:		0	0

[Handwritten Signature]



Details of Shares which remain unclaimed may be given hear along with details such as number of shareholders,	
No of Shareholders	No of shares
0	0

[Handwritten Signature]



Format of Holding of Specified securities

1. Name of Listed Entity:VARUN BEVERAGES LIMITED
2. Scrip Code/Name of Scrip/Class of Security:540180,VBL,EQUITY SHARES
3. Share Holding Pattern Filed under: Reg. 31(1)(a)/Reg.31(1)(b)/Reg.31(1)(c)
 - a. if under 31(1)(b) then indicate the report for quarter ending 19/11/2024
 - b. if under 31(1)(c) then indicate date of allotment/extinguishment
4. Declaration : The Listed entity is required to submit the following declaration to the extent of submission of information:

	Particulars	YES*	NO*
a	Whether the Listed Entity has issued any partly paid up shares		NO*
b	Whether the Listed Entity has issued any Convertible Securities or Warrants?		NO*
c	Whether the Listed Entity has any shares against which depository receipts are issued?		NO*
d	Whether the Listed Entity has any shares in locked-in?		NO*
e	Whether any shares held by promoters are pledge or otherwise encumbered?	YES*	

*if the Listed Entity selects the option 'NO' for the questions above, the columns for the partly paid up shares, Outstanding Convertible Securities/Warrants, depository receipts, locked-in shares, No of shares pledged or otherwise encumbered by promoters, as applicable, shall not be displayed at the time of dissemination on the Stock Exchange website. Also wherever there is 'No' declared by Listed entity in above table the values will be considered as 'Zero' by default on submission of the format of holding of specified securities.

- 5 The tabular format for disclosure of holding of specified securities is as follows:




Table 1 - Summary Statement holding of specified securities

Category	Category of Shareholder	No of Shareholders	No of fully paid up equity shares held	No of Partly paid-up equity shares held	No of Shares Underlying Depository Receipts	Total No of Shares Held (VII) = (IV)+(V)+(VI)	Shareholding as a % of total no of shares (As a % of (A+B+C2))	Number of Voting Rights held in each class of securities			No of Shares Underlying Outstanding convertible securities (Including Warrants)	Shareholding as a % assuming full conversion of convertible Securities (as a percentage of	Number of Locked in Shares		Number of Shares pledged or otherwise encumbered		Number of equity shares held in dematerialized form	
								No of Voting Rights					Total as a % of (A+B+C)	No.	As a % of total Shares held	No.		As a % of total Shares held
								Class X	Class Y	Total (IX)								
(A)	Promoter & Promoter Group	15	2035716909	0	0	2035716909	60.20	2035716909	0	2035716909	60.20	0	60.20	0	0.00	793205	0.04	2035716909
(B)	Public	772400	1345751858	0	0	1345751858	39.80	1345751858	0	1345751858	39.80	0	39.80	0	0.00	NA	NA	1345743643
(C)	Non Promoter-Non Public																	
(C1)	Shares underlying DRs	0	0	0	0	0	NA	0	0	0	0.00	0	0.00	NA	NA	NA	NA	0
(C2)	Shares held by Employees Trusts	0	0	0	0	0	0.00	0	0	0	0.00	0	0.00	NA	NA	NA	NA	0
	Total:	772415	3381468767	0	0	3381468767	100.00	3381468767	0	3381468767	100.00	0	100.00	0	0.00	793205	0.04	3381460552




Table II - Statement showing shareholding pattern of the Promoter and Promoter Group

Category	Category & Name of the Shareholder	PAN	No of Shareholders	No of fully paid up equity shares held	No of Partly paid-up equity shares held	No of Shares Underlying Depository Receipts	Total No of Shares Held (IV+V+VI)	Shareholding as a % of total no of shares (calculated as per SCRR, 1957 (VIII) As a % of (A+B+C2)	Number of Voting Rights held in each class of securities			No of Shares Underlying Outstanding convertible securities (Including Warrants)	Shareholding as a % assuming full conversion of convertible Securities (as a percentage of diluted share capital) (VII)+(X) As a % of (A+B+C2)	Number of Locked In Shares		Number of Shares pledged or otherwise encumbered		Number of equity shares held in dematerialized form
									Total as a % of (A+B+C)		No.			As a % of total Shares held	No.	As a % of total Shares held		
									Class X	Class Y							Total	
(i)	(ii)	(iii)	(iv)	(v)	(vi)	(vii)	(viii)	(ix)	(x)	(xi)	(xii)	(xiii)	(xiv)					
(a)	Indian																	
	Individuals/Hindu undivided Family		11	1166785604	0	0	1166785604	34.51	1166785604	0	1166785604	34.51	0	0.00	750310	0.06	1166785604	
	RAVI KANT JAIPURIA		1	564736222	0	0	564736222	16.70	564736222	0	564736222	16.70	0	0.00	0	0.00	564736222	
	VARUN JAIPURIA		1	520859870	0	0	520859870	15.40	520859870	0	520859870	15.40	0	0.00	0	0.00	520859870	
	DEVYANI JAIPURIA		1	78779775	0	0	78779775	2.33	78779775	0	78779775	2.33	0	0.00	0	0.00	78779775	
	VIVEK GUPTA		1	2326500	0	0	2326500	0.07	2326500	0	2326500	0.07	0	0.00	750000	32.24	2326500	
	DHARA JAIPURIA		1	33995	0	0	33995	0.00	33995	0	33995	0.00	0	0.00	0	0.00	33995	
	VIVEK GUPTA HUF		1	33750	0	0	33750	0.00	33750	0	33750	0.00	0	0.00	0	0.00	33750	
	MADHAV HANSRAJ MARIWALA HUF		1	4150	0	0	4150	0.00	4150	0	4150	0.00	0	0.00	0	0.00	4150	
	MADHAV HANSRAJ MARIWALA		1	7560	0	0	7560	0.00	7560	0	7560	0.00	0	0.00	310	4.10	7560	
	NANDINI MADHAV MARIWALA		1	1250	0	0	1250	0.00	1250	0	1250	0.00	0	0.00	0	0.00	1250	
	BELA JYOTIKUMAR SAHA		1	2500	0	0	2500	0.00	2500	0	2500	0.00	0	0.00	0	0.00	2500	
	MADHU RAJENDRA JINDAL		1	32	0	0	32	0.00	32	0	32	0.00	0	0.00	0	0.00	32	
(b)	Central Government/State Government(s)		0	0	0	0	0	0.00	0	0	0	0.00	0	0.00	0	0.00	0	
(c)	Financial Institutions/Banks		0	0	0	0	0	0.00	0	0	0	0.00	0	0.00	0	0.00	0	
(d)	Any Other		4	868931305	0	0	868931305	25.70	868931305	0	868931305	25.70	0	0.00	42895	0.00	868931305	
	MARISON FINVEST PRIVATE LIMITED		1	2185	0	0	2185	0.00	2185	0	2185	0.00	0	0.00	2185	100.00	2185	
	SFTTECHNOLOGIES PRIVATE LIMITED		1	33210	0	0	33210	0.00	33210	0	33210	0.00	0	0.00	33210	100.00	33210	
	MADHAV H MARIWALA		1	18850	0	0	18850	0.00	18850	0	18850	0.00	0	0.00	7500	39.79	18850	
	RJ CORP LIMITED		1	868877060	0	0	868877060	25.70	868877060	0	868877060	25.70	0	0.00	0	0.00	868877060	
	Sub-Total (A)(1)		15	2035716909	0	0	2035716909	60.20	2035716909	0	2035716909	60.20	0	0.00	793205	0.04	2035716909	
(2)	Foreign																	
(a)	Individuals (Non-Resident Individuals/Foreign Individuals)		0	0	0	0	0	0.00	0	0	0	0.00	0	0.00	0	0.00	0	
(b)	Government		0	0	0	0	0	0.00	0	0	0	0.00	0	0.00	0	0.00	0	
(c)	Institutions		0	0	0	0	0	0.00	0	0	0	0.00	0	0.00	0	0.00	0	
(d)	Foreign Portfolio Investor		0	0	0	0	0	0.00	0	0	0	0.00	0	0.00	0	0.00	0	
(e)	Any Other		0	0	0	0	0	0.00	0	0	0	0.00	0	0.00	0	0.00	0	
	Sub-Total (A)(2)		0	0	0	0	0	0.00	0	0	0	0.00	0	0.00	0	0.00	0	
	Total Shareholding of Promoter and Promoter Group (A)=(A)(1)+(A)(2)		15	2035716909	0	0	2035716909	60.20	2035716909	0	2035716909	60.20	0	0.00	793205	0.04	2035716909	




Table IV - Statement showing shareholding pattern of the Non Promoter - Non Public Shareholder

Category	Category & Name of the Shareholder	PAN	No of Shareholders	No of fully paid up equity shares held	No of Partly paid-up equity shares held	No of Shares Underlying Depository Receipts	Total No of Shares Held (IV+V+VI)	Shareholding as a % of total no. of shares (A+B+CZ)	Number of Voting Rights held in each class of securities			No of Shares Underlying Outstanding convertible securities (Including Warrants)	Shareholding as a % assuming full conversion of convertible Securities (as a percentage of diluted share capital)	Number of Locked In Shares		Number of Shares pledged or otherwise encumbered		Number of equity shares held in dematerialized form	
									No of Voting Rights		Total as a % of (A+B+C)			No.	As a % of total Shares held	No.	As a % of total Shares held		
									Class X	Class Y	Total								
(I)	(II)	(III)	(IV)	(V)	(VI)	(VII)	(VIII)	(IX)			(X)	(XI)	(XII)		(XIII)	(XIV)			
(1)	Custodian/DR Holder		0	0	0	0	0	0.00	0	0	0	0.00	0	0.00	0	0.00	NA	NA	0
(2)	Employee Benefit Trust (under SEBI(Share based Employee Benefit) Regu		0	0	0	0	0	0.00	0	0	0	0.00	0	0.00	0	0.00	NA	NA	0
	Total Non-Promoter-Non Public Shareholding (C) = (C)(1)+(C)(2)		0	0	0	0	0	0.00	0	0	0	0.00	0	0.00	0	0.00			0



Details of the shareholders acting as persons in Concert including their Shareholding:			
Name of Shareholder	Name of PAC	No of shares	Holding%
Total:		0	0



Details of Shares which remain unclaimed may be given hear along with details such as number of shareholders,	
No of Shareholders	No of shares
0	0

