

PRE - SHP

General information about company	
Scrip code	543411
NSE Symbol	HITECH
MSEI Symbol	NOTLISTED
ISIN	INE106T01025
Name of the company	HI-TECH PIPES LIMITED
Whether company is SME	No
Class of Security	Equity Shares
Type of report	Capital Restructuring
Quarter Ended / Half year ended/Date of Report (For Prelisting / Allotment)	04-10-2024
Date of allotment / extinguishment (in case Capital Restructuring selected) / Listing Date	04-10-2024
Shareholding pattern filed under	Regulation 31 (1) (c)
Whether the listed entity is Public Sector Undertaking (PSU)?	No



**Declaration**

Sr. No.	Particular	Yes/No	Promoter and Promoter Group	Public shareholder	Non Promoter- Non Public
1	Whether the Listed Entity has issued any partly paid up shares?	No	No	No	No
2	Whether the Listed Entity has issued any Convertible Securities ?	No	No	No	No
3	Whether the Listed Entity has issued any Warrants ?	Yes	Yes	Yes	No
4	Whether the Listed Entity has any shares against which depository receipts are issued?	No	No	No	No
5	Whether the Listed Entity has any shares in locked-in?	Yes	Yes	Yes	No
6	Whether any shares held by promoters are pledge or otherwise encumbered?	Yes	Yes		
7	Whether company has equity shares with differential voting rights?	No	No	No	No
8	Whether the listed entity has any significant beneficial owner?	No			



**Table VI - Statement showing foreign ownership limits**

Particular	Approved limits (%)	Limits utilized (%)
As on shareholding date	100	1.82
As on the end of previous 1st quarter	100	0.81
As on the end of previous 2nd quarter	100	0.82
As on the end of previous 3rd quarter	100	1.29
As on the end of previous 4th quarter	100	1.44



**Table I - Summary Statement holding of specified securities**

Category (I)	Category of shareholder (II)	Nos. Of shareholders (III)	No. of fully paid up equity shares held (IV)	No. Of Partly paid-up equity shares held (V)	No. Of shares underlying Depository Receipts (VI)	Total nos. shares held (VII) = (IV)+ (V)+ (VI)	Shareholding as a % of total no. of shares (calculated as per SCRR, 1957) (VIII) As a % of (A+B+C2)	Number of Voting Rights held in each class of securities (IX)			
								No of Voting (XIV) Rights			Total as a % of (A+B+C)
								Class eg: X	Class eg:y	Total	
(A)	Promoter & Promoter Group	19	89392815			89392815	50.76	89392815		89392815	50.76
(B)	Public	61584	86718185			86718185	49.24	86718185		86718185	49.24
(C)	Non Promoter-Non Public										
(C1)	Shares underlying DRs										
(C2)	Shares held by Employee Trusts										
	Total	61603	176111000			176111000	100	176111000		176111000	100




**Table I - Summary Statement holding of specified securities**

Category (I)	Category of shareholder (II)	No. Of Shares Underlying Outstanding convertible securities (X)	No. of Shares Underlying Outstanding Warrants (Xi)	No. Of Shares Underlying Outstanding convertible securities and No. Of Warrants (Xi) (a)	Shareholding, as a % assuming full conversion of convertible securities ( as a percentage of diluted share capital) (XI)= (VII)+(X) As a % of (A+B+C2)	Number of Locked in shares (XII)		Number of Shares pledged or otherwise encumbered (XIII)		Number of equity shares held in dematerialized form (XIV)	Sub-categorization of shares		
						No. (a)	As a % of total Shares held (b)	No. (a)	As a % of total Shares held (b)		Sub-category (i)	Sub-category (ii)	Sub-category (iii)
(A)	Promoter & Promoter Group		0	0	50.76	25800000	28.86	2296000	2.57	89392815			
(B)	Public		0	0	49.24	17050000	19.66			86718185	0	0	0
(C)	Non Promoter-Non Public												
(C1)	Shares underlying DRs												
(C2)	Shares held by Employee Trusts												
	<b>Total</b>		<b>0</b>	<b>0</b>	<b>100</b>	<b>42850000</b>	<b>24.33</b>	<b>2296000</b>	<b>1.3</b>	<b>176110000</b>	<b>0</b>	<b>0</b>	<b>0</b>



**Table II - Statement showing shareholding pattern of the Promoter and Promoter Group**


Sr.	Category & Name of the Shareholders (I)	Nos. Of shareholders (III)	No. of fully paid up equity shares held (IV)	No. Of Partly paid-up equity shares held (V)	No. Of shares underlying Depository Receipts (VI)	Total nos. shares held (VII) = (IV)+(V)+(VI)	Shareholding as a % of total no. of shares (calculated as per SCRR, 1957) (VIII) As a % of (A+B+C2)	Number of Voting Rights held in each class of securities (IX)			
								No of Voting (XIV) Rights			Total as a % of Total Voting rights
								Class eg: X	Class eg:y	Total	
A	Table II - Statement showing shareholding pattern of the Promoter and Promoter Group										
(1)	Indian										
(a)	Individuals/Hindu undivided Family	5	60312805			60312805	34.25	60312805		60312805	34.25
(d)	Any Other (specify)	14	29080010			29080010	16.51	29080010		29080010	16.51
Sub-Total (A)(1)		19	89392815			89392815	50.76	89392815		89392815	50.76
(2)	Foreign										
Total Shareholding of Promoter and Promoter Group (A)=(A)(1)+(A)(2)		19	89392815			89392815	50.76	89392815		89392815	50.76
B	Table III - Statement showing shareholding pattern of the Public shareholder										
(1)	Institutions (Domestic)										
(a)	Mutual Funds	3	12524036			12524036	7.11	12524036		12524036	7.11
(c)	Alternate Investment Funds	4	5186355			5186355	2.94	5186355		5186355	2.94
Sub-Total (B)(1)		7	17710391			17710391	10.06	17710391		17710391	10.06
(2)	Institutions (Foreign)										
(d)	Foreign Portfolio Investors Category I	20	8296488			8296488	4.71	8296488		8296488	4.71
(e)	Foreign Portfolio Investors Category II	3	8341370			8341370	4.74	8341370		8341370	4.74
Sub-Total (B)(2)		23	16637858			16637858	9.45	16637858		16637858	9.45
(3)	Central Government / State Government(s)										
(4)	Non-institutions										
(c)	Key Managerial Personnel	1	4000			4000	0	4000		4000	0
(g)	Resident Individuals holding nominal share capital up to Rs. 2 lakhs	59705	28749391			28749391	16.32	28749391		28749391	16.32
(h)	Resident Individuals holding nominal share capital in excess of Rs. 2 lakhs	23	10857530			10857530	6.17	10857530		10857530	6.17
(i)	Non Resident Indians (NRIs)	728	1071970			1071970	0.61	1071970		1071970	0.61
(l)	Bodies Corporate	256	8198720			8198720	4.66	8198720		8198720	4.66
(m)	Any Other (specify)	841	3488325			3488325	1.98	3488325		3488325	1.98
Sub-Total (B)(4)		61554	52369936			52369936	29.74	52369936		52369936	29.74
Total Public Shareholding (B)=(B)(1)+(B)(2)+(B)(3)+(B)(4)		61584	86718185			86718185	49.24	86718185		86718185	49.24
C	Table IV - Statement showing shareholding pattern of the Non Promoter- Non Public shareholder										





**Table II - Statement showing shareholding pattern of the Promoter and Promoter Group**

Sr.	No. Of Shares Underlying Outstanding convertible securities (X)	No. of Shares Underlying Outstanding Warrants (Xi)	No. Of Shares Underlying Outstanding convertible securities and No. Of Warrants (Xi) (a)	Shareholding , as a % assuming full conversion of convertible securities ( as a percentage of diluted share capital) (XI)= (VII)+ (X) As a % of (A+B+C2)	Number of Locked in shares (XII)		Number of Shares pledged or otherwise encumbered (XIII)		Number of equity shares held in dematerialized form (XIV)	Sub-categorization of shares			
					No. (a)	As a % of total Shares held (b)	No. (a)	As a % of total Shares held (b)		Sub-category (i)	Sub-category (ii)	Sub-category (iii)	
A	Table II - Statement showing shareholding pattern of the Promoter and Promoter Group												
(1)	Indian												
(a)		0	0	34.25	7500000	12.44	2296000	3.81	60312805				
(d)		0	0	16.51	18300000	62.93	0	0	29080010				
Sub-Total (A)(1)		0	0	50.76	25800000	28.86	2296000	2.57	89392815				
(2)	Foreign												
Total Shareholding of Promoter and Promoter Group (A)= (A)(1)+(A)(2)		0	0	50.76	25800000	28.86	2296000	2.57	89392815				
B	Table III - Statement showing shareholding pattern of the Public shareholder												
(1)	Institutions (Domestic)												
(a)		0	0	7.11	0	0			12524036	0	0	0	
(c)		0	0	2.94	0	0			5186355	0	0	0	
Sub-Total (B)(1)		0	0	10.06	0	0			17710391	0	0	0	
(2)	Institutions (Foreign)												
(d)		0	0	4.71	7500000	90.4			8296488	0	0	0	
(e)		0	0	4.74	7500000	89.91			8341370	0	0	0	
Sub-Total (B)(2)		0	0	9.45	15000000	90.16			16637858	0	0	0	
(3)	Central Government / State Government(s)												
(4)	Non-institutions												
(c)		0	0	0	0	0			4000	0	0	0	
(g)		0	0	16.32	1000000	3.48			28749391	0	0	0	
(h)		0	0	6.17	1000000	9.21			10857530	0	0	0	
(i)		0	0	0.61	0	0			1071970	0	0	0	
(l)		0	0	4.66	50000	0.61			8198720	0	0	0	
(m)		0	0	1.98	0	0			3488325	0	0	0	
Sub-Total (B)(4)		0	0	29.74	2050000	3.91			52369936	0	0	0	
Total Public Shareholding		0	0	49.24	17050000	19.66			86718185	0	0	0	





(B)=(B)(1)+ (B)(2)+(B) (3)+(B)(4)											
C	Table IV - Statement showing shareholding pattern of the Non Promoter- Non Public shareholder										
Total (A+B+C2)	0	0	100	42850000	24.33					176111000	
Total (A+B+C)	0	0	100	42850000	24.33	2296000	1.3			176111000	
Disclosure of notes on shareholding pattern								Textual Information(1)			
Disclosure of notes in case of promoter holding in dematerialised form is less than 100 percentage								Textual Information(1)			



**Text Block**

Textual Information()	Following no of Equity shares have been allotted pursuant to conversion of Fully Convertible Equity Warrants. 1. 84,70,000 Equity Shares on 30/04/2024 2. 1,77,55,000 Equity Shares on 09/07/2024 Same are under the Process of Dematerialisation.
Textual Information()	Following no of Equity shares have been allotted pursuant to conversion of Fully Convertible Equity Warrants. 1. 84,70,000 Equity Shares on 30/04/2024 2. 1,77,55,000 Equity Shares on 09/07/2024 Same are under the Process of Dematerialisation.



**Individuals/Hindu undivided Family**

Serial No.	1	2	3	4	5	6	7
Name of the Shareholders (I)	AJAY KUMAR BANSAL	ANISH BANSAL	PARVEEN BANSAL	VIPUL BANSAL	AJAY KUMAR & SONS	SHWETA BANSAL	NARESH KUMAR BANSAL
PAN (II)	AADPB6897R	AHDPB2140G	AADPB7432Q	AJMPB7929G	AAAAHA1525J	AQIPB7433N	AADPB6899B
No. of fully paid up equity shares held (IV)	21346145	15544000	7411070	13255590	0	2756000	0
No. Of Partly paid-up equity shares held (V)							
No. Of shares underlying Depository Receipts (VI)							
Total nos. shares held (VII) = (IV)+ (V)+ (VI)	21346145	15544000	7411070	13255590	0	2756000	0
Shareholding as a % of total no. of shares (calculated as per SCRR, 1957) (VIII) As a % of (A+B+C2)	12.12	8.83	4.21	7.53	0	1.56	0
<b>Number of Voting Rights held in each class of securities (IX)</b>							
Class eg:X	21346145	15544000	7411070	13255590	0	2756000	0
Class eg:y							
Total	21346145	15544000	7411070	13255590	0	2756000	0
Total as a % of Total Voting rights	12.12	8.83	4.21	7.53	0	1.56	0
No. Of Shares Underlying Outstanding convertible securities (X)							
No. of Shares Underlying Outstanding Warrants (Xi)	0	0	0	0	0	0	0
No. Of Shares Underlying Outstanding convertible securities and No. Of Warrants (Xi) (a)	0	0	0	0	0	0	0
Shareholding , as a % assuming full conversion of convertible securities (as a percentage of diluted share capital) (XI)= (VII)+(Xi)(a) As a % of (A+B+C2)	12.12	8.83	4.21	7.53	0	1.56	0
<b>Number of Locked in shares (XII)</b>							
No. (a)	2000000	3500000	0	2000000	0	0	0
As a % of total Shares held (b)	9.37	22.52	0	15.09	0	0	0
<b>Number of Shares pledged or otherwise encumbered (XIII)</b>							



No. (a)	296000	0	1000000	1000000	0	0	0
As a % of total Shares held (b)	1.39	0	13.49	7.54	0	0	0
Number of equity shares held in dematerialized form (XIV)	21346145	15544000	7411070	13255590	0	2756000	0
Reason for not providing PAN							
Reason for not providing PAN							
Shareholder type	Promoter	Promoter	Promoter Group	Promoter Group	Promoter Group	Promoter Group	Promoter Group



**Individuals/Hindu undivided Family**

Serial No.	8	9	10	
Name of the Shareholders (I)	KUMUD BANSAL	RICHI BANSAL	KRATI BANSAL	<a href="#">Click here to go back</a>
PAN (II)	AAGPB0080K	ADWPB0496N	AIDPB1784B	Total
No. of fully paid up equity shares held (IV)	0	0	0	60312805
No. Of Partly paid-up equity shares held (V)				
No. Of shares underlying Depository Receipts (VI)				
Total nos. shares held (VII) = (IV)+ (V)+ (VI)	0	0	0	60312805
Shareholding as a % of total no. of shares (calculated as per SCRR, 1957) (VIII) As a % of (A+B+C2)	0	0	0	34.25
<b>Number of Voting Rights held in each class of securities (IX)</b>				
Class eg:X	0	0	0	60312805
Class eg:y				
Total	0	0	0	60312805
Total as a % of Total Voting rights	0	0	0	34.25
No. Of Shares Underlying Outstanding convertible securities (X)				
No. of Shares Underlying Outstanding Warrants (Xi)	0	0	0	0
No. Of Shares Underlying Outstanding convertible securities and No. Of Warrants (Xi) (a)	0	0	0	0
Shareholding , as a % assuming full conversion of convertible securities (as a percentage of diluted share capital) (XI)= (VII)+(Xi)(a) As a % of (A+B+C2)	0	0	0	34.25
<b>Number of Locked in shares (XII)</b>				
No. (a)	0	0	0	7500000
As a % of total Shares held (b)	0	0	0	12.44
<b>Number of Shares pledged or otherwise encumbered (XIII)</b>				
No. (a)	0	0	0	2296000



As a % of total Shares held (b)	0	0	0	3.81
Number of equity shares held in dematerialized form (XIV)	0	0	0	60312805
Reason for not providing PAN				
Reason for not providing PAN				
Shareholder type	Promoter Group	Promoter Group	Promoter Group	



**Any Other (specify)**

Serial No.	1	2	3	4	5	6	7
Category	Bodies Corporate	Bodies Corporate	Person Acting in Concert	Person Acting in Concert	Person Acting in Concert	Person Acting in Concert	Person Acting in Concert
Name of the Shareholders (I)	HI-TECH AGROVISION PRIVATE LIMITED	AKS BUILDCON PRIVATE LIMITED	SAURABH GOYAL & SONS HUF	GAURAV GOYAL HUF	GOVIND AGGARWAL	GOVIND AGGARWAL HUF	ALKA GOEL
PAN (II)	AABCH8378N	AAFCA4785L	ABFHS1286J	AAEHG8525N	ABVPA5466G	AABHG1684H	AQOPG3582D
No. of the Shareholders (I)	1	1	1	1	1	1	1
No. of fully paid up equity shares held (IV)	8160000	8520000	1500000	1600000	1500000	1400000	200000
No. Of Partly paid-up equity shares held (V)							
No. Of shares underlying Depository Receipts (VI)							
Total nos. shares held (VII) = (IV)+ (V)+ (VI)	8160000	8520000	1500000	1600000	1500000	1400000	200000
Shareholding as a % of total no. of shares (calculated as per SCRR, 1957) (VIII) As a % of (A+B+C2)	4.63	4.84	0.85	0.91	0.85	0.79	0.11
<b>Number of Voting Rights held in each class of securities (IX)</b>							
Class eg: X	8160000	8520000	1500000	1600000	1500000	1400000	200000
Class eg:y							
Total	8160000	8520000	1500000	1600000	1500000	1400000	200000
Total as a % of Total Voting rights	4.63	4.84	0.85	0.91	0.85	0.79	0.11
No. Of Shares Underlying Outstanding convertible securities (X)							
No. of Shares Underlying Outstanding Warrants (Xi)	0	0	0	0	0	0	0
No. Of Shares Underlying Outstanding convertible securities and No. Of Warrants (Xi) (a)	0	0	0	0	0	0	0
Shareholding , as a % assuming full conversion of convertible securities (as a percentage of diluted share capital) (XI)= (VII)+(X) As a % of (A+B+C2)	4.63	4.84	0.85	0.91	0.85	0.79	0.11
<b>Number of Locked in shares (XII)</b>							



No. (a)	3000000	3000000	1500000	1500000	1500000	1400000	200000
As a % of total Shares held (b)	36.76	35.21	100	93.75	100	100	100
Number of Shares pledged or otherwise encumbered (XIII)							
No. (a)	0	0	0	0	0	0	0
As a % of total Shares held (b)	0	0	0	0	0	0	0
Number of equity shares held in dematerialized form (XIV)	8160000	8520000	1500000	1600000	1500000	1400000	200000
Reason for not providing PAN							
Reason for not providing PAN							
Shareholder type	Promoter Group	Promoter Group	Promoter Group	Promoter Group	Promoter Group	Promoter Group	Promoter Group






**Any Other (specify)**

Serial No.	8	9	10	11	12	13	14
Category	Person Acting in Concert	Person Acting in Concert	Person Acting in Concert	Person Acting in Concert	Person Acting in Concert	Person Acting in Concert	Person Acting in Concert
Name of the Shareholders (I)	MANNAN GOEL	NARESH AGGARWAL	MUKESH MITTAL	RENU MITTAL	KRISHAN MITTAL HUF	NARESH KUMAR HUF	MRINAAL MITTAL
PAN (II)	AKMPG2860J	ABJPK5857F	AJGPM2125D	AGMPM1488Q	AAAHK2286G	AACHN0563R	CSZPM1263Q
No. of the Shareholders (I)	1	1	1	1	1	1	1
No. of fully paid up equity shares held (IV)	200000	1000000	1000000	1000000	1000000	1000000	1000010
No. Of Partly paid-up equity shares held (V)							
No. Of shares underlying Depository Receipts (VI)							
Total nos. shares held (VII) = (IV)+ (V)+ (VI)	200000	1000000	1000000	1000000	1000000	1000000	1000010
Shareholding as a % of total no. of shares (calculated as per SCRR, 1957) (VIII) As a % of (A+B+C2)	0.11	0.57	0.57	0.57	0.57	0.57	0.57
<b>Number of Voting Rights held in each class of securities (IX)</b>							
Class eg: X	200000	1000000	1000000	1000000	1000000	1000000	1000010
Class eg:y							
Total	200000	1000000	1000000	1000000	1000000	1000000	1000010
Total as a % of Total Voting rights	0.11	0.57	0.57	0.57	0.57	0.57	0.57
No. Of Shares Underlying Outstanding convertible securities (X)							
No. of Shares Underlying Outstanding Warrants (Xi)	0	0	0	0	0	0	0
No. Of Shares Underlying Outstanding convertible securities and No. Of Warrants (Xi) (a)	0	0	0	0	0	0	0
Shareholding , as a % assuming full conversion of convertible securities (as a percentage of diluted share capital) (XI)= (VII)+(X) As a % of (A+B+C2)	0.11	0.57	0.57	0.57	0.57	0.57	0.57
<b>Number of Locked in shares (XII)</b>							
No. (a)	200000	1000000	1000000	1000000	1000000	1000000	1000000



As a % of total Shares held (b)	100	100	100	100	100	100	100
Number of Shares pledged or otherwise encumbered (XIII)							
No. (a)	0	0	0	0	0	0	0
As a % of total Shares held (b)	0	0	0	0	0	0	0
Number of equity shares held in dematerialized form (XIV)	200000	1000000	1000000	1000000	1000000	1000000	1000010
Reason for not providing PAN							
Reason for not providing PAN							
Shareholder type	Promoter Group	Promoter Group	Promoter Group	Promoter Group	Promoter Group	Promoter Group	Promoter Group



**Any Other (specify)**

Serial No.	
Category	Click here to go back
Name of the Shareholders (I)	
PAN (II)	Total
No. of the Shareholders (I)	14
No. of fully paid up equity shares held (IV)	29080010
No. Of Partly paid-up equity shares held (V)	
No. Of shares underlying Depository Receipts (VI)	
Total nos. shares held (VII) = (IV)+ (V)+ (VI)	29080010
Shareholding as a % of total no. of shares (calculated as per SCRR, 1957) (VIII) As a % of (A+B+C2)	16.51
<b>Number of Voting Rights held in each class of securities (IX)</b>	
Class eg: X	29080010
Class eg:y	
Total	29080010
Total as a % of Total Voting rights	16.51
No. Of Shares Underlying Outstanding convertible securities (X)	
No. of Shares Underlying Outstanding Warrants (Xi)	0
No. Of Shares Underlying Outstanding convertible securities and No. Of Warrants (Xi) (a)	0
Shareholding , as a % assuming full conversion of convertible securities (as a percentage of diluted share capital) (XI)= (VII)+(X) As a % of (A+B+C2)	16.51
<b>Number of Locked in shares (XII)</b>	
No. (a)	18300000




As a % of total Shares held (b)	62.93
Number of Shares pledged or otherwise encumbered (XIII)	
No. (a)	0
As a % of total Shares held (b)	0
Number of equity shares held in dematerialized form (XIV)	29080010
Reason for not providing PAN	
Reason for not providing PAN	
Shareholder type	



**Mutual Funds**

Serial No.	1	2	3	
Name of the Shareholders (I)	HSBC SMALL CAP FUND	BANDHAN MIDCAP FUND	ITI SMALL CAP FUND	<a href="#">Click here to go back</a>
PAN (II)	AAATH2467G	AAETS9556K	AABTI5907R	Total
No. of fully paid up equity shares held (IV)	5202517	4087679	3233840	12524036
No. Of Partly paid-up equity shares held (V)				
No. Of shares underlying Depository Receipts (VI)				
Total nos. shares held (VII) = (IV)+ (V)+ (VI)	5202517	4087679	3233840	12524036
Shareholding as a % of total no. of shares (calculated as per SCRR, 1957) (VIII) As a % of (A+B+C2)	2.95	2.32	1.84	7.11
<b>Number of Voting Rights held in each class of securities (IX)</b>				
Class eg: X	5202517	4087679	3233840	12524036
Class eg: y				
Total	5202517	4087679	3233840	12524036
Total as a % of Total Voting rights	2.95	2.32	1.84	7.11
No. Of Shares Underlying Outstanding convertible securities (X)				
No. of Shares Underlying Outstanding Warrants (Xi)	0	0	0	0
No. Of Shares Underlying Outstanding convertible securities and No. Of Warrants (Xi) (a)	0	0	0	0
Shareholding , as a % assuming full conversion of convertible securities (as a percentage of diluted share capital) (XI)= (VII)+(X) As a % of (A+B+C2)	2.95	2.32	1.84	7.11
<b>Number of Locked in shares (XII)</b>				
No. (a)	0	0	0	0
As a % of total Shares held (b)	0	0	0	0
Number of equity shares held in	5202517	4087679	3233840	12524036



dematerialized form (XIV)				
Reason for not providing PAN				
Reason for not providing PAN				
Sub-categorization of shares				
Shareholding (No. of shares) under				
Sub-category (i)	0	0	0	0
Sub-category (ii)	0	0	0	0
Sub-category (iii)	0	0	0	0



**Alternate Investment Funds**

Serial No.	1	
Name of the Shareholders (I)	MOTILAL OSWAL EQUITY OPPORTUNITIES FUND SERIES II	<a href="#">Click here to go back</a>
PAN (II)	AAGTM6787N	Total
No. of fully paid up equity shares held (IV)	2162645	2162645
No. Of Partly paid-up equity shares held (V)		
No. Of shares underlying Depository Receipts (VI)		
Total nos. shares held (VII) = (IV)+ (V)+ (VI)	2162645	2162645
Shareholding as a % of total no. of shares (calculated as per SCRR, 1957) (VIII) As a % of (A+B+C2)	1.23	1.23
<b>Number of Voting Rights held in each class of securities (IX)</b>		
Class eg: X	2162645	2162645
Class eg:y		
Total	2162645	2162645
Total as a % of Total Voting rights	1.23	1.23
No. Of Shares Underlying Outstanding convertible securities (X)		
No. of Shares Underlying Outstanding Warrants (Xi)	0	0
No. Of Shares Underlying Outstanding convertible securities and No. Of Warrants (Xi) (a)	0	0
Shareholding , as a % assuming full conversion of convertible securities (as a percentage of diluted share capital) (XI)= (VII)+(X) As a % of (A+B+C2)	1.23	1.23
<b>Number of Locked in shares (XII)</b>		
No. (a)	0	0
As a % of total Shares held (b)	0	0
Number of equity shares held in	2162645	2162645



dematerialized form (XIV)		
Reason for not providing PAN		
Reason for not providing PAN		
Sub-categorization of shares		
Shareholding (No. of shares) under		
Sub-category (i)	0	0
Sub-category (ii)	0	0
Sub-category (iii)	0	0






**Foreign Portfolio Investors Category I**

Serial No.	1	
Name of the Shareholders (I)	AG DYNAMIC FUNDS LIMITED	<a href="#">Click here to go back</a>
PAN (II)	AASCA8490R	Total
No. of fully paid up equity shares held (IV)	7500000	7500000
No. Of Partly paid-up equity shares held (V)		
No. Of shares underlying Depository Receipts (VI)		
Total nos. shares held (VII) = (IV)+ (V)+ (VI)	7500000	7500000
Shareholding as a % of total no. of shares (calculated as per SCRR, 1957) (VIII) As a % of (A+B+C2)	4.26	4.26
Number of Voting Rights held in each class of securities (IX)		
Class eg: X	7500000	7500000
Class eg:y		
Total	7500000	7500000
Total as a % of Total Voting rights	4.26	4.26
No. Of Shares Underlying Outstanding convertible securities (X)		
No. of Shares Underlying Outstanding Warrants (Xi)	0	0
No. Of Shares Underlying Outstanding convertible securities and No. Of Warrants (Xi) (a)	0	0
Shareholding , as a % assuming full conversion of convertible securities (as a percentage of diluted share capital) (XI)= (VII)+(X) As a % of (A+B+C2)	4.26	4.26
Number of Locked in shares (XII)		
No. (a)	7500000	7500000
As a % of total Shares held (b)	100	100
Number of equity shares held in	7500000	7500000



dematerialized form (XIV)		
Reason for not providing PAN		
Reason for not providing PAN		
Sub-categorization of shares		
Shareholding (No. of shares) under		
Sub-category (i)	0	0
Sub-category (ii)	0	0
Sub-category (iii)	0	0



**Bodies Corporate**

Serial No.	1	
Name of the Shareholders (I)	PENANG ENTERPRISES PRIVATE LIMITED	<a href="#">Click here to go back</a>
PAN (II)	AABCS4014L	Total
No. of fully paid up equity shares held (IV)	3075290	3075290
No. Of Partly paid-up equity shares held (V)		
No. Of shares underlying Depository Receipts (VI)		
Total nos. shares held (VII) = (IV)+ (V)+ (VI)	3075290	3075290
Shareholding as a % of total no. of shares (calculated as per SCRR, 1957) (VIII) As a % of (A+B+C2)	1.75	1.75
<b>Number of Voting Rights held in each class of securities (IX)</b>		
Class eg: X	3075290	3075290
Class eg:y		
Total	3075290	3075290
Total as a % of Total Voting rights	1.75	1.75
No. Of Shares Underlying Outstanding convertible securities (X)		
No. of Shares Underlying Outstanding Warrants (Xi)	0	0
No. Of Shares Underlying Outstanding convertible securities and No. Of Warrants (Xi) (a)	0	0
Shareholding , as a % assuming full conversion of convertible securities (as a percentage of diluted share capital) (XI)= (VII)+(X) As a % of (A+B+C2)	1.75	1.75
<b>Number of Locked in shares (XII)</b>		
No. (a)	0	0
As a % of total Shares held (b)	0	0
Number of equity shares held in	3075290	3075290



dematerialized form (XIV)		
Reason for not providing PAN		
Reason for not providing PAN		
Sub-categorization of shares		
Shareholding (No. of shares) under		
Sub-category (i)	0	0
Sub-category (ii)	0	0
Sub-category (iii)	0	0



### Foreign Portfolio Category II

Serial No.	1	
Name of the Shareholders (I)	NEXPACT LIMITED	<a href="#">Click here to go back</a>
PAN (II)	AAFCN0208F	Total
No. of fully paid up equity shares held (IV)	7500000	7500000
No. Of Partly paid-up equity shares held (V)		
No. Of shares underlying Depository Receipts (VI)		
Total nos. shares held (VII) = (IV)+ (V)+ (VI)	7500000	7500000
Shareholding as a % of total no. of shares (calculated as per SCRR, 1957) (VIII) As a % of (A+B+C2)	4.26	4.26
Number of Voting Rights held in each class of securities (IX)		
Class eg: X	7500000	7500000
Class eg:y		
Total	7500000	7500000
Total as a % of Total Voting rights	4.26	4.26
No. of Shares Underlying Outstanding Warrants (Xi)		
No. Of Warrants (Xi)	0	0
No. Of Shares Underlying Outstanding convertible securities and No. Of Warrants (Xi) (a)	0	0
Shareholding , as a % assuming full conversion of convertible securities (as a percentage of diluted share capital) (XI)= (VII)+(X) As a % of (A+B+C2)	4.26	4.26
Number of Locked in shares (XII)		
No. (a)	7500000	7500000
As a % of total Shares held (b)	100	100
Number of equity shares held in dematerialized form (XIV)	0	0
Reason for not providing PAN		




Reason for not providing PAN		
Sub-categorization of shares		
Shareholding (No. of shares) under		
Sub-category (i)	0	0
Sub-category (ii)	0	0
Sub-category (iii)	0	0



POST - SHP

General information about company	
Scrip code	543411
NSE Symbol	HITECH
MSEI Symbol	NOTLISTED
ISIN	INE106T01025
Name of the company	HI-TECH PIPES LIMITED
Whether company is SME	No
Class of Security	Equity Shares
Type of report	Capital Restructuring
Quarter Ended / Half year ended/Date of Report (For Prelisting / Allotment)	11-10-2024
Date of allotment / extinguishment (in case Capital Restructuring selected) / Listing Date	11-10-2024
Shareholding pattern filed under	Regulation 31 (1) (c)
Whether the listed entity is Public Sector Undertaking (PSU)?	No



**Declaration**


Sr. No.	Particular	Yes/No	Promoter and Promoter Group	Public shareholder	Non Promoter- Non Public
1	Whether the Listed Entity has issued any partly paid up shares?	No	No	No	No
2	Whether the Listed Entity has issued any Convertible Securities ?	No	No	No	No
3	Whether the Listed Entity has issued any Warrants ?	Yes	Yes	Yes	No
4	Whether the Listed Entity has any shares against which depository receipts are issued?	No	No	No	No
5	Whether the Listed Entity has any shares in locked-in?	Yes	Yes	Yes	No
6	Whether any shares held by promoters are pledge or otherwise encumbered?	Yes	Yes		
7	Whether company has equity shares with differential voting rights?	No	No	No	No
8	Whether the listed entity has any significant beneficial owner?	No			






**Table VI - Statement showing foreign ownership limits**

<b>Particular</b>	<b>Approved limits (%)</b>	<b>Limits utilized (%)</b>
As on shareholding date	100	1.82
As on the end of previous 1st quarter	100	0.81
As on the end of previous 2nd quarter	100	0.82
As on the end of previous 3rd quarter	100	1.29
As on the end of previous 4th quarter	100	1.44



**Table I - Summary Statement holding of specified securities**

Category (I)	Category of shareholder (II)	Nos. Of shareholders (III)	No. of fully paid up equity shares held (IV)	No. Of Partly paid-up equity shares held (V)	No. Of shares underlying Depository Receipts (VI)	Total nos. shares held (VII) = (IV)+ (V)+ (VI)	Shareholding as a % of total no. of shares (calculated as per SCRR, 1957) (VIII) As a % of (A+B+C2)	Number of Voting Rights held in each class of securities (IX)			
								No of Voting (XIV) Rights			Total as a % of (A+B+C)
								Class eg: X	Class eg:y	Total	
(A)	Promoter & Promoter Group	19	89392815			89392815	44.01	89392815		89392815	44.01
(B)	Public	61604	113714919			113714919	55.99	113714919		113714919	55.99
(C)	Non Promoter-Non Public										
(C1)	Shares underlying DRs										
(C2)	Shares held by Employee Trusts										
	<b>Total</b>	<b>61623</b>	<b>203107734</b>			<b>203107734</b>	<b>100</b>	<b>203107734</b>		<b>203107734</b>	<b>100</b>



**Table I - Summary Statement holding of specified securities**

Category (I)	Category of shareholder (II)	No. Of Shares Underlying Outstanding convertible securities (X)	No. of Shares Underlying Outstanding Warrants (Xi)	No. Of Shares Underlying Outstanding convertible securities and No. Of Warrants (Xi) (a)	Shareholding, as a % assuming full conversion of convertible securities (as a percentage of diluted share capital) (XI)= (VII)+(X) As a % of (A+B+C2)	Number of Locked in shares (XII)		Number of Shares pledged or otherwise encumbered (XIII)		Number of equity shares held in dematerialized form (XIV)	Sub-categorization of shares		
						No. (a)	As a % of total Shares held (b)	No. (a)	As a % of total Shares held (b)		Sub-category (i)	Sub-category (ii)	Sub-category (iii)
(A)	Promoter & Promoter Group		0	0	44.01	25800000	28.86	2296000	2.57	89392815			
(B)	Public		0	0	55.99	17050000	14.99			113714919	0	0	0
(C)	Non Promoter-Non Public												
(C1)	Shares underlying DRs												
(C2)	Shares held by Employee Trusts												
	Total		0	0	100	42850000	21.1	2296000	1.13	203107734	0	0	0



**Table II - Statement showing shareholding pattern of the Promoter and Promoter Group**

Sr.	Category & Name of the Shareholders (I)	Nos. Of shareholders (III)	No. of fully paid up equity shares held (IV)	No. Of Partly paid-up equity shares held (V)	No. Of shares underlying Depository Receipts (VI)	Total nos. shares held (VII) = (IV)+(V)+(VI)	Shareholding as a % of total no. of shares (calculated as per SCRR, 1957) (VIII) As a % of (A+B+C2)	Number of Voting Rights held in each class of securities (IX)			
								No of Voting (XIV) Rights			Total as a % of Total Voting rights
								Class eg: X	Class eg:y	Total	
A	Table II - Statement showing shareholding pattern of the Promoter and Promoter Group										
(1)	Indian										
(a)	Individuals/Hindu undivided Family	5	60312805			60312805	29.69	60312805		60312805	29.69
(d)	Any Other (specify)	14	29080010			29080010	14.32	29080010		29080010	14.32
Sub-Total (A)(1)		19	89392815			89392815	44.01	89392815		89392815	44.01
(2)	Foreign										
Total Shareholding of Promoter and Promoter Group (A)=(A)(1)+(A)(2)		19	89392815			89392815	44.01	89392815		89392815	44.01
B	Table III - Statement showing shareholding pattern of the Public shareholder										
(1)	Institutions (Domestic)										
(a)	Mutual Funds	7	20146130			20146130	9.92	20146130		20146130	9.92
(c)	Alternate Investment Funds	9	13326507			13326507	6.56	13326507		13326507	6.56
(e)	Insurance Companies	1	1509433			1509433	0.74	1509433		1509433	0.74
Sub-Total (B)(1)		17	34982070			34982070	17.22	34982070		34982070	17.22
(2)	Institutions (Foreign)										
(d)	Foreign Portfolio Investors Category I	30	18021543			18021543	8.87	18021543		18021543	8.87
(e)	Foreign Portfolio Investors Category II	3	8341370			8341370	4.11	8341370		8341370	4.11
Sub-Total (B)(2)		33	26362913			26362913	12.98	26362913		26362913	12.98
(3)	Central Government / State Government(s)										
(4)	Non-institutions										
(c)	Key Managerial Personnel	1	4000			4000	0	4000		4000	0
(g)	Resident Individuals holding nominal share capital up to Rs. 2 lakhs	59705	28749391			28749391	14.15	28749391		28749391	14.15
(h)	Resident Individuals holding nominal share capital in excess of Rs. 2 lakhs	23	10857530			10857530	5.35	10857530		10857530	5.35
(i)	Non Resident Indians (NRIs)	728	1071970			1071970	0.53	1071970		1071970	0.53
(l)	Bodies Corporate	256	8198720			8198720	4.04	8198720		8198720	4.04
(m)	Any Other (specify)	841	3488325			3488325	1.72	3488325		3488325	1.72
Sub-Total (B)(4)		61554	52369936			52369936	25.78	52369936		52369936	25.78



Total Public Shareholding (B)=(B)(1)+(B)(2)+(B)(3)+(B)(4)	61604	113714919			113714919	55.99	113714919		113714919	55.99
C	Table IV - Statement showing shareholding pattern of the Non Promoter- Non Public shareholder									
Total ( A+B+C )	61623	203107734			203107734	100	203107734		203107734	100
Total (A+B+C )	61623	203107734			203107734	100	203107734		203107734	100



**Table II - Statement showing shareholding pattern of the Promoter and Promoter Group**

Sr.	No. Of Shares Underlying Outstanding convertible securities (X)	No. of Shares Underlying Outstanding Warrants (Xi)	No. Of Shares Underlying Outstanding convertible securities and No. Of Warrants (Xi) (a)	Shareholding , as a % assuming full conversion of convertible securities ( as a percentage of diluted share capital) (XI)= (VII)+ (X) As a % of (A+B+C2)	Number of Locked in shares (XII)		Number of Shares pledged or otherwise encumbered (XIII)		Number of equity shares held in dematerialized form (XIV)	Sub-categorization of shares		
					No. (a)	As a % of total Shares held (b)	No. (a)	As a % of total Shares held (b)		Sub-category (i)	Sub-category (ii)	Sub-category (iii)
A	Table II - Statement showing shareholding pattern of the Promoter and Promoter Group											
(1)	Indian											
(a)		0	0	29.69	7500000	12.44	2296000	3.81	60312805			
(d)		0	0	14.32	18300000	62.93	0	0	29080010			
Sub-Total (A)(1)		0	0	44.01	25800000	28.86	2296000	2.57	89392815			
(2)	Foreign											
Total Shareholding of Promoter and Promoter Group (A)= (A)(1)+(A)(2)		0	0	44.01	25800000	28.86	2296000	2.57	89392815			
B	Table III - Statement showing shareholding pattern of the Public shareholder											
(1)	Institutions (Domestic)											
(a)		0	0	9.92	0	0			20146130	0	0	0
(c)		0	0	6.56	0	0			13326507	0	0	0
(e)		0	0	0.74	0	0			1509433	0	0	0
Sub-Total (B)(1)		0	0	17.22	0	0			34982070	0	0	0
(2)	Institutions (Foreign)											
(d)		0	0	8.87	7500000	41.62			18021543	0	0	0
(e)		0	0	4.11	7500000	89.91			8341370	0	0	0
Sub-Total (B)(2)		0	0	12.98	15000000	56.9			26362913	0	0	0
(3)	Central Government / State Government(s)											
(4)	Non-institutions											
(c)		0	0	0	0	0			4000	0	0	0
(g)		0	0	14.15	1000000	3.48			28749391	0	0	0
(h)		0	0	5.35	1000000	9.21			10857530	0	0	0
(i)		0	0	0.53	0	0			1071970	0	0	0
(l)		0	0	4.04	50000	0.61			8198720	0	0	0
(m)		0	0	1.72	0	0			3488325	0	0	0
Sub-Total (B)(4)		0	0	25.78	2050000	3.91			52369936	0	0	0



Total Public Shareholding (B)=(B)(1)+(B)(2)+(B)(3)+(B)(4)		0	0	55.99	17050000	14.99			113714919	0	0	0
C	Table IV - Statement showing shareholding pattern of the Non Promoter- Non Public sharcholder											
Total (A+B+C2)		0	0	100	42850000	21.1			203107734			
Total (A+B+C)		0	0	100	42850000	21.1	2296000	1.13	203107734			
Disclosure of notes on shareholding pattern								Textual Information(1)				
Disclosure of notes in case of promoter holding in dematerialised form is less than 100 percentage								Textual Information(1)				



**Text Block**


Textual Information()	Following no of Equity shares have been allotted pursuant to conversion of Fully Convertible Equity Warrants. 1. 84,70,000 Equity Shares on 30/04/2024 2. 1,77,55,000 Equity Shares on 09/07/2024 Same are under the Process of Dematerialisation.
Textual Information()	Following no of Equity shares have been allotted pursuant to conversion of Fully Convertible Equity Warrants. 1. 84,70,000 Equity Shares on 30/04/2024 2. 1,77,55,000 Equity Shares on 09/07/2024 Same are under the Process of Dematerialisation.





**Individuals/Hindu undivided Family**

Serial No.	1	2	3	4	5	6	7
Name of the Shareholders (I)	AJAY KUMAR BANSAL	ANISH BANSAL	PARVEEN BANSAL	VIPUL BANSAL	AJAY KUMAR & SONS	SHWETA BANSAL	NARESH KUMAR BANSAL
PAN (II)	AADPB6897R	AHDPB2140G	AADPB7432Q	AJMPB7929G	AAAHA1525J	AQIPB7433N	AADPB6899B
No. of fully paid up equity shares held (IV)	21346145	15544000	7411070	13255590	0	2756000	0
No. Of Partly paid-up equity shares held (V)							
No. Of shares underlying Depository Receipts (VI)							
Total nos. shares held (VII) = (IV)+ (V)+ (VI)	21346145	15544000	7411070	13255590	0	2756000	0
Shareholding as a % of total no. of shares (calculated as per SCRR, 1957) (VIII) As a % of (A+B+C2)	10.51	7.65	3.65	6.53	0	1.36	0
<b>Number of Voting Rights held in each class of securities (IX)</b>							
Class eg:X	21346145	15544000	7411070	13255590	0	2756000	0
Class eg:y							
Total	21346145	15544000	7411070	13255590	0	2756000	0
Total as a % of Total Voting rights	10.51	7.65	3.65	6.53	0	1.36	0
No. Of Shares Underlying Outstanding convertible securities (X)							
No. of Shares Underlying Outstanding Warrants (Xi)	0	0	0	0	0	0	0
No. Of Shares Underlying Outstanding convertible securities and No. Of Warrants (Xi) (a)	0	0	0	0	0	0	0
Shareholding , as a % assuming full conversion of convertible securities (as a percentage of diluted share capital) (XI)= (VII)+(Xi)(a) As a % of (A+B+C2)	10.51	7.65	3.65	6.53	0	1.36	0
<b>Number of Locked in shares (XII)</b>							
No. (a)	2000000	3500000	0	2000000	0	0	0
As a % of total Shares held (b)	9.37	22.52	0	15.09	0	0	0
<b>Number of Shares pledged or otherwise encumbered (XIII)</b>							



No. (a)	296000	0	1000000	1000000	0	0	0
As a % of total Shares held (b)	1.39	0	13.49	7.54	0	0	0
Number of equity shares held in dematerialized form (XIV)	21346145	15544000	7411070	13255590	0	2756000	0
Reason for not providing PAN							
Reason for not providing PAN							
Shareholder type	Promoter	Promoter	Promoter Group	Promoter Group	Promoter Group	Promoter Group	Promoter Group



**Individuals/Hindu undivided Family**

Serial No.	8	9	10	
Name of the Shareholders (I)	KUMUD BANSAL	RICHI BANSAL	KRATI BANSAL	<a href="#">Click here to go back</a>
PAN (II)	AAGPB0080K	ADWPB0496N	AIDPB1784B	Total
No. of fully paid up equity shares held (IV)	0	0	0	60312805
No. Of Partly paid-up equity shares held (V)				
No. Of shares underlying Depository Receipts (VI)				
Total nos. shares held (VII) = (IV)+ (V)+ (VI)	0	0	0	60312805
Shareholding as a % of total no. of shares (calculated as per SCRR, 1957) (VIII) As a % of (A+B+C2)	0	0	0	29.69
<b>Number of Voting Rights held in each class of securities (IX)</b>				
Class eg:X	0	0	0	60312805
Class eg:y				
Total	0	0	0	60312805
Total as a % of Total Voting rights	0	0	0	29.69
No. Of Shares Underlying Outstanding convertible securities (X)				
No. of Shares Underlying Outstanding Warrants (Xi)	0	0	0	0
No. Of Shares Underlying Outstanding convertible securities and No. Of Warrants (Xi) (a)	0	0	0	0
Shareholding , as a % assuming full conversion of convertible securities (as a percentage of diluted share capital) (XI)= (VII)+(Xi)(a) As a % of (A+B+C2)	0	0	0	29.69
<b>Number of Locked in shares (XII)</b>				
No. (a)	0	0	0	7500000
As a % of total Shares held (b)	0	0	0	12.44
<b>Number of Shares pledged or otherwise encumbered (XIII)</b>				
No. (a)	0	0	0	2296000



As a % of total Shares held (b)	0	0	0	3.81
Number of equity shares held in dematerialized form (XIV)	0	0	0	60312805
Reason for not providing PAN				
Reason for not providing PAN				
Shareholder type	Promoter Group	Promoter Group	Promoter Group	




**Any Other (specify)**

Serial No.	1	2	3	4	5	6	7
Category	Bodies Corporate	Bodies Corporate	Person Acting in Concert	Person Acting in Concert	Person Acting in Concert	Person Acting in Concert	Person Acting in Concert
Name of the Shareholders (I)	HI-TECH AGROVISION PRIVATE LIMITED	AKS BUILDCON PRIVATE LIMITED	SAURABH GOYAL & SONS HUF	GAURAV GOYAL HUF	GOVIND AGGARWAL	GOVIND AGGARWAL HUF	ALKA GOEL
PAN (II)	AABCH8378N	AAFCA4785L	ABFHS1286J	AAEHG8525N	ABVPA5466G	AABHG1684H	AQOPG3582D
No. of the Shareholders (I)	1	1	1	1	1	1	1
No. of fully paid up equity shares held (IV)	8160000	8520000	1500000	1600000	1500000	1400000	200000
No. Of Partly paid-up equity shares held (V)							
No. Of shares underlying Depository Receipts (VI)							
Total nos. shares held (VII) = (IV)+ (V)+ (VI)	8160000	8520000	1500000	1600000	1500000	1400000	200000
Shareholding as a % of total no. of shares (calculated as per SCRR, 1957) (VIII) As a % of (A+B+C2)	4.02	4.19	0.74	0.79	0.74	0.69	0.1
Number of Voting Rights held in each class of securities (IX)							
Class eg: X	8160000	8520000	1500000	1600000	1500000	1400000	200000
Class eg:y							
Total	8160000	8520000	1500000	1600000	1500000	1400000	200000
Total as a % of Total Voting rights	4.02	4.19	0.74	0.79	0.74	0.69	0.1
No. Of Shares Underlying Outstanding convertible securities (X)							
No. of Shares Underlying Outstanding Warrants (Xi)	0	0	0	0	0	0	0
No. Of Shares Underlying Outstanding convertible securities and No. Of Warrants (Xi) (a)	0	0	0	0	0	0	0
Shareholding , as a % assuming full conversion of convertible securities (as a percentage of diluted share capital) (XI)= (VII)+(X) As a % of (A+B+C2)	4.02	4.19	0.74	0.79	0.74	0.69	0.1
Number of Locked in shares (XII)							



No. (a)	3000000	3000000	1500000	1500000	1500000	1400000	200000
As a % of total Shares held (b)	36.76	35.21	100	93.75	100	100	100
Number of Shares pledged or otherwise encumbered (XIII)							
No. (a)	0	0	0	0	0	0	0
As a % of total Shares held (b)	0	0	0	0	0	0	0
Number of equity shares held in dematerialized form (XIV)	8160000	8520000	1500000	1600000	1500000	1400000	200000
Reason for not providing PAN							
Reason for not providing PAN							
Shareholder type	Promoter Group	Promoter Group	Promoter Group	Promoter Group	Promoter Group	Promoter Group	Promoter Group




**Any Other (specify)**

Serial No.	8	9	10	11	12	13	14
Category	Person Acting in Concert	Person Acting in Concert	Person Acting in Concert	Person Acting in Concert	Person Acting in Concert	Person Acting in Concert	Person Acting in Concert
Name of the Shareholders (I)	MANNAN GOEL	NARESH AGGARWAL	MUKESH MITTAL	RENU MITTAL	KRISHAN MITTAL HUF	NARESH KUMAR HUF	MRINAAL MITTAL
PAN (II)	AKMPG2860J	ABJPK5857F	AJGPM2125D	AGMPM1488Q	AAAHK2286G	AACHN0563R	CSZPM1263Q
No. of the Shareholders (I)	1	1	1	1	1	1	1
No. of fully paid up equity shares held (IV)	200000	1000000	1000000	1000000	1000000	1000000	1000010
No. Of Partly paid-up equity shares held (V)							
No. Of shares underlying Depository Receipts (VI)							
Total nos. shares held (VII) = (IV)+ (V)+ (VI)	200000	1000000	1000000	1000000	1000000	1000000	1000010
Shareholding as a % of total no. of shares (calculated as per SCRR, 1957) (VIII) As a % of (A+B+C2)	0.1	0.49	0.49	0.49	0.49	0.49	0.49
<b>Number of Voting Rights held in each class of securities (IX)</b>							
Class eg: X	200000	1000000	1000000	1000000	1000000	1000000	1000010
Class eg:y							
Total	200000	1000000	1000000	1000000	1000000	1000000	1000010
Total as a % of Total Voting rights	0.1	0.49	0.49	0.49	0.49	0.49	0.49
No. Of Shares Underlying Outstanding convertible securities (X)							
No. of Shares Underlying Outstanding Warrants (Xi)	0	0	0	0	0	0	0
No. Of Shares Underlying Outstanding convertible securities and No. Of Warrants (Xi) (a)	0	0	0	0	0	0	0
Shareholding , as a % assuming full conversion of convertible securities (as a percentage of diluted share capital) (XI)= (VII)+(X) As a % of (A+B+C2)	0.1	0.49	0.49	0.49	0.49	0.49	0.49
<b>Number of Locked in shares (XII)</b>							
No. (a)	200000	1000000	1000000	1000000	1000000	1000000	1000000



As a % of total Shares held (b)	100	100	100	100	100	100	100
Number of Shares pledged or otherwise encumbered (XIII)							
No. (a)	0	0	0	0	0	0	0
As a % of total Shares held (b)	0	0	0	0	0	0	0
Number of equity shares held in dematerialized form (XIV)	200000	1000000	1000000	1000000	1000000	1000000	1000010
Reason for not providing PAN							
Reason for not providing PAN							
Shareholder type	Promoter Group	Promoter Group	Promoter Group	Promoter Group	Promoter Group	Promoter Group	Promoter Group






**Any Other (specify)**

Serial No.	
Category	Click here to go back
Name of the Shareholders (I)	
PAN (II)	Total
No. of the Shareholders (I)	14
No. of fully paid up equity shares held (IV)	29080010
No. Of Partly paid-up equity shares held (V)	
No. Of shares underlying Depository Receipts (VI)	
Total nos. shares held (VII) = (IV)+ (V)+ (VI)	29080010
Shareholding as a % of total no. of shares (calculated as per SCRR, 1957) (VIII) As a % of (A+B+C2)	14.32
<b>Number of Voting Rights held in each class of securities (IX)</b>	
Class eg: X	29080010
Class eg:y	
Total	29080010
Total as a % of Total Voting rights	14.32
No. Of Shares Underlying Outstanding convertible securities (X)	
No. of Shares Underlying Outstanding Warrants (Xi)	0
No. Of Shares Underlying Outstanding convertible securities and No. Of Warrants (Xi) (a)	0
Shareholding , as a % assuming full conversion of convertible securities (as a percentage of diluted share capital) (XI)= (VII)+(X) As a % of (A+B+C2)	14.32
<b>Number of Locked in shares (XII)</b>	
No. (a)	18300000



As a % of total Shares held (b)	62.93
Number of Shares pledged or otherwise encumbered (XIII)	
No. (a)	0
As a % of total Shares held (b)	0
Number of equity shares held in dematerialized form (XIV)	29080010
Reason for not providing PAN	
Reason for not providing PAN	
Shareholder type	




**Mutual Funds**

Serial No.	1	2	3	4	
Name of the Shareholders (I)	BANDHAN SMALL CAP FUND	BANK OF INDIA SMALL CAP FUND	HSBC SMALL CAP FUND	ITI SMALL CAP FUND	Click here to go back
PAN (II)	AAETS9556K	AABTB3493R	AAATH2467G	AABTI5907R	Total
No. of fully paid up equity shares held (IV)	7322177	2156332	5202517	3233840	17914866
No. Of Partly paid-up equity shares held (V)					
No. Of shares underlying Depository Receipts (VI)					
Total nos. shares held (VII) = (IV)+ (V)+ (VI)	7322177	2156332	5202517	3233840	17914866
Shareholding as a % of total no. of shares (calculated as per SCRR, 1957) (VIII) As a % of (A+B+C2)	3.61	1.06	2.56	1.59	8.82
<b>Number of Voting Rights held in each class of securities (IX)</b>					
Class eg: X	7322177	2156332	5202517	3233840	17914866
Class eg:y					
Total	7322177	2156332	5202517	3233840	17914866
Total as a % of Total Voting rights	3.61	1.06	2.56	1.59	8.82
No. Of Shares Underlying Outstanding convertible securities (X)					
No. of Shares Underlying Outstanding Warrants (Xi)	0	0	0	0	0
No. Of Shares Underlying Outstanding convertible securities and No. Of Warrants (Xi) (a)	0	0	0	0	0
Shareholding , as a % assuming full conversion of convertible securities (as a percentage of diluted share capital) (XI)= (VII)+(X) As a % of (A+B+C2)	3.61	1.06	2.56	1.59	8.82
<b>Number of Locked in shares (XII)</b>					
No. (a)	0	0	0	0	0
As a % of total Shares held (b)	0	0	0	0	0
Number of equity shares held in	7322177	2156332	5202517	3233840	17914866



dematerialized form (XIV)					
Reason for not providing PAN					
Reason for not providing PAN					
Sub-categorization of shares					
Shareholding (No. of shares) under					
Sub-category (i)	0	0	0	0	0
Sub-category (ii)	0	0	0	0	0
Sub-category (iii)	0	0	0	0	0



**Alternate Investment Funds**

Serial No.	1	2	
Name of the Shareholders (I)	INDIA INFLECTION OPPORTUNITY TRUST-BHARAT VALUE FUND	MOTILAL OSWAL EQUITY OPPORTUNITIES FUND SERIES II	Click here to go back
PAN (II)	AAFTB3732R	AAGTM6787N	Total
No. of fully paid up equity shares held (IV)	2695416	2623561	5318977
No. Of Partly paid-up equity shares held (V)			
No. Of shares underlying Depository Receipts (VI)			
Total nos. shares held (VII) = (IV)+ (V)+ (VI)	2695416	2623561	5318977
Shareholding as a % of total no. of shares (calculated as per SCRR, 1957) (VIII) As a % of (A+B+C2)	1.33	1.29	2.62

**Number of Voting Rights held in each class of securities (IX)**

Class eg: X	2695416	2623561	5318977
Class eg:y			
Total	2695416	2623561	5318977
Total as a % of Total Voting rights	1.33	1.29	2.62
No. Of Shares Underlying Outstanding convertible securities (X)			
No. of Shares Underlying Outstanding Warrants (Xi)	0	0	0
No. Of Shares Underlying Outstanding convertible securities and No. Of Warrants (Xi) (a)	0	0	0
Shareholding , as a % assuming full conversion of convertible securities (as a percentage of diluted share capital) (XI)= (VII)+(X) As a % of (A+B+C2)	1.33	1.29	2.62

**Number of Locked in shares (XII)**

No. (a)	0	0	0
As a % of total Shares held (b)	0	0	0
Number of equity shares held in	2695416	2623561	5318977



dematerialized form (XIV)			
Reason for not providing PAN			
Reason for not providing PAN			
Sub-categorization of shares			
Shareholding (No. of shares) under			
Sub-category (i)	0	0	0
Sub-category (ii)	0	0	0
Sub-category (iii)	0	0	0



**Foreign Portfolio Investors Category I**

Serial No.	1	2	
Name of the Shareholders (I)	AG DYNAMIC FUNDS LIMITED	ASTORNE CAPITAL VCC - ARVEN	<a href="#">Click here to go back</a>
PAN (II)	AASCA8490R	AAZCA1579J	Total
No. of fully paid up equity shares held (IV)	7500000	2695416	10195416
No. Of Partly paid-up equity shares held (V)			
No. Of shares underlying Depository Receipts (VI)			
Total nos. shares held (VII) = (IV)+ (V)+ (VI)	7500000	2695416	10195416
Shareholding as a % of total no. of shares (calculated as per SCRR, 1957) (VIII) As a % of (A+B+C2)	3.69	1.33	5.02
<b>Number of Voting Rights held in each class of securities (IX)</b>			
Class eg: X	7500000	2695416	10195416
Class eg: y			
Total	7500000	2695416	10195416
Total as a % of Total Voting rights	3.69	1.33	5.02
No. Of Shares Underlying Outstanding convertible securities (X)			
No. of Shares Underlying Outstanding Warrants (Xi)	0	0	0
No. Of Shares Underlying Outstanding convertible securities and No. Of Warrants (Xi) (a)	0	0	0
Shareholding , as a % assuming full conversion of convertible securities (as a percentage of diluted share capital) (XI)= (VII)+(X) As a % of (A+B+C2)	3.69	1.33	5.02
<b>Number of Locked in shares (XII)</b>			
No. (a)	7500000	0	7500000
As a % of total Shares held (b)	100	0	73.56
Number of equity shares held in	7500000	2695416	10195416



dematerialized form (XIV)			
Reason for not providing PAN			
Reason for not providing PAN			
Sub-categorization of shares			
Shareholding (No. of shares) under			
Sub-category (i)	0	0	0
Sub-category (ii)	0	0	0
Sub-category (iii)	0	0	0






**Bodies Corporate**

Serial No.	1	
Name of the Shareholders (I)	PENANG ENTERPRISES PRIVATE LIMITED	<a href="#">Click here to go back</a>
PAN (II)	AABCS4014L	Total
No. of fully paid up equity shares held (IV)	3075290	3075290
No. Of Partly paid-up equity shares held (V)		
No. Of shares underlying Depository Receipts (VI)		
Total nos. shares held (VII) = (IV)+ (V)+ (VI)	3075290	3075290
Shareholding as a % of total no. of shares (calculated as per SCRR, 1957) (VIII) As a % of (A+B+C2)	1.51	1.51
<b>Number of Voting Rights held in each class of securities (IX)</b>		
Class eg: X	3075290	3075290
Class eg:y		
Total	3075290	3075290
Total as a % of Total Voting rights	1.51	1.51
No. Of Shares Underlying Outstanding convertible securities (X)		
No. of Shares Underlying Outstanding Warrants (Xi)	0	0
No. Of Shares Underlying Outstanding convertible securities and No. Of Warrants (Xi) (a)	0	0
Shareholding , as a % assuming full conversion of convertible securities (as a percentage of diluted share capital) (XI)= (VII)+(X) As a % of (A+B+C2)	1.51	1.51
<b>Number of Locked in shares (XII)</b>		
No. (a)	0	0
As a % of total Shares held (b)	0	0
Number of equity shares held in	3075290	3075290



dematerialized form (XIV)		
Reason for not providing PAN		
Reason for not providing PAN		
Sub-categorization of shares		
Shareholding (No. of shares) under		
Sub-category (i)	0	0
Sub-category (ii)	0	0
Sub-category (iii)	0	0



**Foreign Portfolio Category II**

Serial No.	1	
Name of the Shareholders (I)	NEXPACT LIMITED	<a href="#">Click here to go back</a>
PAN (II)	AAFCN0208F	Total
No. of fully paid up equity shares held (IV)	7500000	7500000
No. Of Partly paid-up equity shares held (V)		
No. Of shares underlying Depository Receipts (VI)		
Total nos. shares held (VII) = (IV)+ (V)+ (VI)	7500000	7500000
Shareholding as a % of total no. of shares (calculated as per SCRR, 1957) (VIII) As a % of (A+B+C2)	3.69	3.69
<b>Number of Voting Rights held in each class of securities (IX)</b>		
Class eg: X	7500000	7500000
Class eg:y		
Total	7500000	7500000
Total as a % of Total Voting rights	3.69	3.69
No. of Shares Underlying Outstanding Warrants (Xi)		
No. Of Warrants (Xi)	0	0
No. Of Shares Underlying Outstanding convertible securities and No. Of Warrants (Xi) (a)	0	0
Shareholding , as a % assuming full conversion of convertible securities (as a percentage of diluted share capital) (XI)= (VII)+(X) As a % of (A+B+C2)	3.69	3.69
<b>Number of Locked in shares (XII)</b>		
No. (a)	7500000	7500000
As a % of total Shares held (b)	100	100
Number of equity shares held in dematerialized form (XIV)	7500000	7500000
Reason for not providing PAN		



Reason for not providing PAN		
Sub-categorization of shares		
Shareholding (No. of shares) under		
Sub-category (i)	0	0
Sub-category (ii)	0	0
Sub-category (iii)	0	0

