

<b>Shareholding Pattern under Regulation 31 of SEBI (Listing Obligations and Disclosure Requirements) Regulations, 2015</b>
---

1.	Name of Listed Entity: Borosil Ltd	
2.	Scrip Code/Name of Scrip/Class of Security: 543212	
3.	Share Holding Pattern Filed under: Reg. 31(1)(a)/Reg. 31(1)(b)/Reg.31(1)(c)	
	a.	If under 31(1)(b) then indicate the report for Quarter ending
	b.	If under 31(1)(c) then indicate date of allotment/extinguishment
4.	Declaration: The Listed entity is required to submit the following declaration to the extent of submission of information:-	

	Particulars	Yes*	No*
1	Whether the Listed Entity has issued any partly paid up shares?		No
2	Whether the Listed Entity has issued any Convertible Securities or Warrants?		No
3	Whether the Listed Entity has any shares against which depository receipts are issued?		No
4	Whether the Listed Entity has any shares in locked-in?		No
5	Whether any shares held by promoters are pledge or otherwise encumbered?		No

\* If the Listed Entity selects the option 'No' for the questions above, the columns for the partly paid up shares, Outstanding Convertible Securities/Warrants, depository receipts, locked-in shares, No of shares pledged or otherwise encumbered by promoters, as applicable, shall not be displayed at the time of dissemination on the Stock Exchange website. Also wherever there is 'No' declared by Listed Entity in above table the values will be considered as 'Zero' by default on submission of the format of holding of specified securities.

A handwritten signature in blue ink is written over a purple circular stamp. The stamp contains the text "Borosil Limited" around the top edge and "Mumbai" in the center, with a small star at the bottom.

**Borosil Ltd**
**Table I - Summary Statement holding of specified securities**

Category	Category of shareholder	Nos. of shareholders	No. of fully paid up equity shares held	No. of Partly paid-up equity shares held	No. of shares underlying Depository Receipts	Total nos. shares held	Shareholding as a % of total no. of shares (calculated as per SCRR, 1957)	Number of Voting Rights held in each class of securities				No. of Shares Underlying Outstanding convertible securities (including	Shareholding, as a % assuming full conversion of convertible securities	Number of Locked in shares		Number of Shares pledged or otherwise encumbered		Number of equity shares held in dematerialised form
								No of Voting Rights			Total as a % of (A+B+C)			No. (a)	As a % of total Shares held(b)	No. (a)	As a % of total Shares held(b)	
								Class eg: X	Class eg: Y	Total								
(I)	(II)	(III)	(IV)	(V)	(VI)	(VII) =	(VIII) As a	(IX)			(X)	(XI)=	(XII)		(XIII)		(XIV)	
(A)	Promoter & Promoter Group	11	80415221	0	0	80415221	70.1813	80415221	0	80415221	70.1813	0	70.1813	0	0.0000	0	0.0000	80415221
(B)	Public	84131	34166874	0	0	34166874	29.8187	34166874	0	34166874	29.8187	0	29.8187	0	0.0000	NA	NA	32574208
(C)	Non Promoter - Non Public				0				0			0			0.0000	NA	NA	
(C1)	Shares Underlying DRs	0	0	0	0	0	0.0000	0	0	0	0.0000	0	0.0000	0	0.0000	NA	NA	0
(C2)	Shares Held By Employee Trust	0	0	0	0	0	0.0000	0	0	0	0.0000	0	0.0000	0	0.0000	NA	NA	0
	Total	84142	114582095	0	0	114582095	100.0000	114582095	0	114582095	100.0000	0	100.0000	0	0.0000	0	0.0000	112989429


A handwritten signature in blue ink is written over a purple circular stamp. The stamp contains the text "Borosil Limited" around the top edge and "Mumbai" in the center, with a small star at the bottom right.

**Borosil Ltd**

**Table II - Statement showing shareholding pattern of the Promoter and Promoter Group**

	Category & Name of the shareholders	Entity Type	PAN	Nos. of shareholders	No. of fully paid up equity shares held	Partly paid-up equity shares held	No. of shares underlying Depository Receipts	Total nos. shares held	Shareholding % calculated as per SCRR, 1957 As a % of (A+B+C2)	Number of Voting Rights held in each class of securities			No. of Shares Underlying Outstanding convertible securities (including securities)	Shareholding, as a % assuming full conversion of convertible securities	Number of Locked in shares		Number of Shares pledged or otherwise encumbered		Number of equity shares held in dematerialised form	
										No of Voting Rights					Total Voting Rights	No. (a)	As a % of total Shares held(b)	No. (a)		As a % of total Shares held(b)
										Class eg: X	Class eg: y	Total								
1	(I)		(II)	(III)	(IV)	(V)	(VI)	(VII) =	(VIII) As a	(IX)			(X)	(XI)=	(XII)		(XIII)		(XIV)	
(a)	Individuals / Hindu Undivided Family			4	61887412	0	0	61887412	54.0114	61887412	0	61887412	54.0114	0	54.0114	0	0.0000	0	0.0000	61887412
	Kiran Kheruka	Promoter Group		1	30270416	0	0	30270416	26.4181	30270416	0	30270416	26.4181	0	26.4181	0	0.0000	0	0.0000	30270416
	Rekha Kheruka	Promoter Group		1	16431587	0	0	16431587	14.3404	16431587	0	16431587	14.3404	0	14.3404	0	0.0000	0	0.0000	16431587
	Pradeep Kumar Kheruka	Promoters		1	13233662	0	0	13233662	11.5495	13233662	0	13233662	11.5495	0	11.5495	0	0.0000	0	0.0000	13233662
	Shreevar Kheruka	Promoters		1	1951747	0	0	1951747	1.7034	1951747	0	1951747	1.7034	0	1.7034	0	0.0000	0	0.0000	1951747
(b)	Central Government / State Government(s)			0	0	0	0	0	0.0000	0	0	0	0.0000	0	0.0000	0	0.0000	0	0.0000	0
(c)	Financial Institutions / Banks			0	0	0	0	0	0.0000	0	0	0	0.0000	0	0.0000	0	0.0000	0	0.0000	0
(d)	Any Other (Specify)			6	18523364	0	0	18523364	16.1660	18523364	0	18523364	16.1660	0	16.1660	0	0.0000	0	0.0000	18523364
	Others-LLP			5	5436025	0	0	5436025	4.7442	5436025	0	5436025	4.7442	0	4.7442	0	0.0000	0	0.0000	5436025
	Gujarat Fusion Glass Llp	Promoter Group		1	3136404	0	0	3136404	2.7373	3136404	0	3136404	2.7373	0	2.7373	0	0.0000	0	0.0000	3136404
	Spartan Trade Holdings Llp	Promoter Group		1	1147313	0	0	1147313	1.0013	1147313	0	1147313	1.0013	0	1.0013	0	0.0000	0	0.0000	1147313
	Borosil Holdings Llp	Promoter Group		1	918179	0	0	918179	0.8013	918179	0	918179	0.8013	0	0.8013	0	0.0000	0	0.0000	918179
	Associated Fabricators Llp	Promoter Group		1	234111	0	0	234111	0.2043	234111	0	234111	0.2043	0	0.2043	0	0.0000	0	0.0000	234111
	Sonargaon Properties Llp	Promoter Group		1	18	0	0	18	0.0000	18	0	18	0.0000	0	0.0000	0	0.0000	0	0.0000	18
	Bodles Corporate			1	13087339	0	0	13087339	11.4218	13087339	0	13087339	11.4218	0	11.4218	0	0.0000	0	0.0000	13087339
	Croton Trading Private Limited	Promoter Group		1	13087339	0	0	13087339	11.4218	13087339	0	13087339	11.4218	0	11.4218	0	0.0000	0	0.0000	13087339
	Sub Total (A)(1)			10	80410776	0	0	80410776	70.1774	80410776	0	80410776	70.1774	0	70.1774	0	0.0000	0	0.0000	80410776
2	Foreign																			
(a)	Individuals (Non-Resident Individuals / Foreign Individuals)			1	4445	0	0	4445	0.0039	4445	0	4445	0.0039	0	0.0039	0	0.0000	0	0.0000	4445
	Alaknanda Ruia	Promoter Group		1	4445	0	0	4445	0.0039	4445	0	4445	0.0039	0	0.0039	0	0.0000	0	0.0000	4445
(b)	Government			0	0	0	0	0	0.0000	0	0	0	0.0000	0	0.0000	0	0.0000	0	0.0000	0
(c)	Institutions			0	0	0	0	0	0.0000	0	0	0	0.0000	0	0.0000	0	0.0000	0	0.0000	0
(d)	Foreign Portfolio Investor			0	0	0	0	0	0.0000	0	0	0	0.0000	0	0.0000	0	0.0000	0	0.0000	0
(e)	Any Other (Specify)			0	0	0	0	0	0.0000	0	0	0	0.0000	0	0.0000	0	0.0000	0	0.0000	0
	Sub Total (A)(2)			1	4445	0	0	4445	0.0039	4445	0	4445	0.0039	0	0.0039	0	0.0000	0	0.0000	4445
	Total Shareholding Of Promoter And Promoter Group (A)=(A)(1)+(A)(2)			11	80415221	0	0	80415221	70.1813	80415221	0	80415221	70.1813	0	70.1813	0	0.0000	0	0.0000	80415221

Details of Shares which remain unclaimed may be given hear along with details such as number of shareholders, outstanding shares held in demat/unclaimed suspense account, voting rights which are frozen etc.



**Borosil Ltd**

**Table III - Statement showing shareholding pattern of the Public shareholder**

	Category & Name of the shareholders	PAN	Nos. of shareholders	No. of fully paid up equity shares held	Partly paid-up equity shares held	No. of shares underlying Depository Receipts	Total nos. shares held	Shareholding % calculated as per SCRR, 1957 As a % of (A+B+C2)	Number of Voting Rights held in each class of securities			No. of Shares Underlying Outstanding convertible securities (including	Shareholding, as a % assuming full conversion of convertible securities	Number of Locked in shares		Number of Shares pledged or otherwise encumbered		Number of equity shares held in dematerialised form	Sub-categorization of shares			
									Class eg: X	Class eg: Y	Total			Total as a % of Total Voting Rights	No. (a)	As a % of total Shares held(b)	No. (a)		As a % of total Shares held(b)	Shareholding(No. of shares) under	Sub-category(i)	Sub-category(ii)
1	(I)	(II)	(III)	(IV)	(V)	(VI)	(VII) =	(VIII) As a	(IX)			(X)	(XI) =	(XII)	(XIII)	(XIV)	(XV)					
<b>1</b>	<b>Institutions (Domestic)</b>																					
(a)	Mutual Fund		2	1598268	0	0	1598268	1.3949	1598268	0	1598268	1.3949	0	1.3949	0	0.0000	NA	NA	1598268	0	0	0
	Dsp Small Cap Fund		1	1582268	0	0	1582268	1.3809	1582268	0	1582268	1.3809	0	1.3809	0	0.0000	NA	NA	1582268			
(b)	Venture Capital Funds		0	0	0	0	0	0.0000	0	0	0	0.0000	0	0.0000	0	0.0000	NA	NA	0			
(c)	Alternate Investment Funds		3	83628	0	0	83628	0.0730	83628	0	83628	0.0730	0	0.0730	0	0.0000	NA	NA	83628	0	0	0
(d)	Banks		4	14000	0	0	14000	0.0122	14000	0	14000	0.0122	0	0.0122	0	0.0000	NA	NA	4000	0	0	0
(e)	Insurance Companies		0	0	0	0	0	0.0000	0	0	0	0.0000	0	0.0000	0	0.0000	NA	NA	0			
(f)	Provident Funds/ Pension Funds		0	0	0	0	0	0.0000	0	0	0	0.0000	0	0.0000	0	0.0000	NA	NA	0			
(G)	Asset Reconstruction Companies		0	0	0	0	0	0.0000	0	0	0	0.0000	0	0.0000	0	0.0000	NA	NA	0			
(h)	Sovereign Wealth Funds		0	0	0	0	0	0.0000	0	0	0	0.0000	0	0.0000	0	0.0000	NA	NA	0			
(i)	NBFCs registered with RBI		1	50	0	0	50	0.0000	50	0	50	0.0000	0	0.0000	0	0.0000	NA	NA	50	0	0	0
(j)	Other Financial Institutions		0	0	0	0	0	0.0000	0	0	0	0.0000	0	0.0000	0	0.0000	NA	NA	0			
(k)	Any Other (Specify)		0	0	0	0	0	0.0000	0	0	0	0.0000	0	0.0000	0	0.0000	NA	NA	0			
	Sub Total (B)(1)		10	1695946	0	0	1695946	1.4801	1695946	0	1695946	1.4801	0	1.4801	0	0.0000	NA	NA	1685946	0	0	0
<b>2</b>	<b>Institutions (Foreign)</b>																					
(a)	Foreign Direct Investment		0	0	0	0	0	0.0000	0	0	0	0.0000	0	0.0000	0	0.0000	NA	NA	0			
(b)	Foreign Venture Capital Investors		0	0	0	0	0	0.0000	0	0	0	0.0000	0	0.0000	0	0.0000	NA	NA	0			
(c)	Sovereign Wealth Funds		0	0	0	0	0	0.0000	0	0	0	0.0000	0	0.0000	0	0.0000	NA	NA	0			
(d)	Foreign Portfolio Investors Category I		22	322703	0	0	322703	0.2816	322703	0	322703	0.2816	0	0.2816	0	0.0000	NA	NA	322703	0	0	0
(e)	Foreign Portfolio Investors Category II		1	158000	0	0	158000	0.1379	158000	0	158000	0.1379	0	0.1379	0	0.0000	NA	NA	158000	0	0	0
(f)	Overseas Depositories(holding DRs) (balancing figure)		0	0	0	0	0	0.0000	0	0	0	0.0000	0	0.0000	0	0.0000	NA	NA	0			
(g)	Any Other (Specify)		0	0	0	0	0	0.0000	0	0	0	0.0000	0	0.0000	0	0.0000	NA	NA	0			
	Sub Total (B)(2)		23	480703	0	0	480703	0.4195	480703	0	480703	0.4195	0	0.4195	0	0.0000	NA	NA	480703	0	0	0
<b>3</b>	<b>Central Government/ State Government(s)</b>																					
(a)	Central Government / President of India		0	0	0	0	0	0.0000	0	0	0	0.0000	0	0.0000	0	0.0000	NA	NA	0			
(b)	State Government / Governor		0	0	0	0	0	0.0000	0	0	0	0.0000	0	0.0000	0	0.0000	NA	NA	0			
(C)	Shareholding by Companies or Bodies Corporate where Central / State Government is a promoter		0	0	0	0	0	0.0000	0	0	0	0.0000	0	0.0000	0	0.0000	NA	NA	0			
	Sub Total (B)(3)		0	0	0	0	0	0.0000	0	0	0	0.0000	0	0.0000	0	0.0000	NA	NA	0			
<b>4</b>	<b>Non-Institutions</b>																					
(a)	Associate companies / Subsidiaries		0	0	0	0	0	0.0000	0	0	0	0.0000	0	0.0000	0	0.0000	NA	NA	0			
(b)	Directors and their relatives (excluding Independent Directors and nominee Directors)		3	90430	0	0	90430	0.0789	90430	0	90430	0.0789	0	0.0789	0	0.0000	NA	NA	90430	0	0	0
(C)	Key Managerial Personnel		1	80	0	0	80	0.0001	80	0	80	0.0001	0	0.0001	0	0.0000	NA	NA	80	0	0	0
(D)	Relatives of promoters (other than 'immediate relatives' of promoters disclosed under 'Promoter and Promoter Group' category)		0	0	0	0	0	0.0000	0	0	0	0.0000	0	0.0000	0	0.0000	NA	NA	0			
(E)	Trusts where any person belonging to 'Promoter and Promoter Group' category is 'trustee', 'beneficiary', or 'author of the trust'		0	0	0	0	0	0.0000	0	0	0	0.0000	0	0.0000	0	0.0000	NA	NA	0			
(f)	Investor Education and Protection Fund (IEPF)		1	2681834	0	0	2681834	2.3405	2681834	0	2681834	2.3405	0	2.3405	0	0.0000	NA	NA	2681834	0	0	0
	Investor Education And Protection Fund Authority	EXEMPTCATG	1	2681834	0	0	2681834	2.3405	2681834	0	2681834	2.3405	0	2.3405	0	0.0000	NA	NA	2681834			
(g)	i. Resident individual holding nominal share capital up to Rs. 2 lakhs.		81282	21531194	0	0	21531194	18.7911	21531194	0	21531194	18.7911	0	18.7911	0	0.0000	NA	NA	20045768	0	0	0



*(Handwritten signature)*

(h)	ii. Resident individual holding nominal share capital in excess of Rs. 2 lakhs.	3	2452500	0	0	2452500	2.1404	2452500	0	2452500	2.1404	0	2.1404	0	0.0000	NA	NA	2452500	0	0	0
	Dipak Kanayalal Shah		1205000	0	0	1205000	1.0516	1205000	0	1205000	1.0516	0	1.0516	0	0.0000	NA	NA	1205000	0	0	0
(i)	Non Resident Indians (NRIs)	1134	800042	0	0	800042	0.6982	800042	0	800042	0.6982	0	0.6982	0	0.0000	NA	NA	759192	0	0	0
(j)	Foreign Nationals	3	29250	0	0	29250	0.0255	29250	0	29250	0.0255	0	0.0255	0	0.0000	NA	NA	0	0	0	0
(k)	Foreign Companies	0	0	0	0	0	0.0000	0	0	0	0.0000	0	0.0000	0	0.0000	NA	NA	0	0	0	0
(l)	Bodies Corporate	338	2426713	0	0	2426713	2.1179	2426713	0	2426713	2.1179	0	2.1179	0	0.0000	NA	NA	2400263	0	0	0
(m)	Any Other (Specify)	1333	1978182	0	0	1978182	1.7264	1978182	0	1978182	1.7264	0	1.7264	0	0.0000	NA	NA	1977492	0	0	0
	Trusts	1	3000	0	0	3000	0.0026	3000	0	3000	0.0026	0	0.0026	0	0.0000	NA	NA	3000	0	0	0
	Escrow Account	1	1013184	0	0	1013184	0.8842	1013184	0	1013184	0.8842	0	0.8842	0	0.0000	NA	NA	1012494	0	0	0
	Body Corp-Ltd Liability Partnership	34	155848	0	0	155848	0.1360	155848	0	155848	0.1360	0	0.1360	0	0.0000	NA	NA	155848	0	0	0
	Hindu Undivided Family	1290	802206	0	0	802206	0.7001	802206	0	802206	0.7001	0	0.7001	0	0.0000	NA	NA	802206	0	0	0
	Clearing Member	7	3944	0	0	3944	0.0034	3944	0	3944	0.0034	0	0.0034	0	0.0000	NA	NA	3944	0	0	0
	Sub Total (B)(4)	84098	31990225	0	0	31990225	27.9190	31990225	0	31990225	27.9190	0	27.9190	0	0.0000	NA	NA	30407559	0	0	0
	Total Public Shareholding (B)= (B)(1)+(B)(2)+(B)(3)+b(4)	84131	34166874	0	0	34166874	29.8187	34166874	0	34166874	29.8187	0	29.8187	0	0.0000	NA	NA	32574208	0	0	0

Details of the shareholders acting as persons in Concert including their Shareholding (No. and %):

No. of shareholders	No. of Shares	%
5	5436025	4.7442

Details of Shares which remain unclaimed may be given hear along with details such as number of shareholders, outstanding shares held in demat/unclaimed suspense account, voting rights which are frozen etc.

No. of shareholders	No. of Shares
1	1012494



**Borosil Ltd**

**Table IV - Statement showing shareholding pattern of the Non Promoter- Non Public shareholder**

	Category & Name of the shareholders	PAN	Nos. of shareholders	No. of fully paid up equity shares held	Partly paid-up equity shares held	No. of shares underlying Depository Receipts	Total nos. shares held	Shareholding % calculated as per SCRR, 1957 As a % of (A+B+C2)	Number of Voting Rights held in each class of securities			No. of Shares Underlying Outstanding convertible securities (including securities convertible securities)	Shareholding, as a % assuming full conversion of convertible securities	Number of Locked in shares		Number of Shares pledged or otherwise encumbered		Number of equity shares held in dematerialised form	
									No of Voting Rights					Total as a % of (A+B+C)	No. (a)	As a % of total Shares held(b)	No. (a)		As a % of total Shares held(b)
									Class eg: X	Class eg: y	Total								
1	Custodian/DR Holder		0	0	0	0	0	0.0000	0	0	0	0.0000	0	0.0000	0	0.0000	NA	NA	0
2	Employee Benefit Trust / Employee Welfare Trust under SEBI (Share based Employee Benefits and Sweat Equity) Regulations, 2021		0	0	0	0	0	0.0000	0	0	0	0.0000	0	0.0000	0	0.0000	NA	NA	0
	<b>Total Non-Promoter- Non Public Shareholding (C)= (C)(1)+(C)(2)</b>		0	0	0	0	0	0.0000	0	0	0	0.0000	0	0.0000	0	0.0000	NA	NA	0




**Shareholding Pattern under Regulation 31 of SEBI (Listing Obligations and Disclosure Requirements) Regulations, 2015**

1.	Name of Listed Entity: Borosil Ltd	
2.	Scrip Code/Name of Scrip/Class of Security: 543212	
3.	Share Holding Pattern Filed under: Reg. 31(1)(a)/Reg. 31(1)(b)/Reg.31(1)(c)	
	a.	If under 31(1)(b) then indicate the report for Quarter ending
	b.	If under 31(1)(c) then indicate date of allotment/extinguishment
4.	Declaration: The Listed entity is required to submit the following declaration to the extent of submission of information:-	

	Particulars	Yes*	No*
1	Whether the Listed Entity has issued any partly paid up shares?		No
2	Whether the Listed Entity has issued any Convertible Securities or Warrants?		No
3	Whether the Listed Entity has any shares against which depository receipts are issued?		No
4	Whether the Listed Entity has any shares in locked-in?		No
5	Whether any shares held by promoters are pledge or otherwise encumbered?		No

\* If the Listed Entity selects the option 'No' for the questions above, the columns for the partly paid up shares, Outstanding Convertible Securities/Warrants, depository receipts, locked-in shares, No of shares pledged or otherwise encumbered by promoters, as applicable, shall not be displayed at the time of dissemination on the Stock Exchange website. Also wherever there is 'No' declared by Listed Entity in above table the values will be considered as 'Zero' by default on submission of the format of holding of specified securities.



**Borosil Ltd**

**Table I - Summary Statement holding of specified securities**

Category	Category of shareholder	Nos. of shareholders	No. of fully paid up equity shares held	No. of Partly paid-up equity shares held	No. of shares underlying Depository Receipts	Total nos. shares held	Shareholding as a % of total no. of shares (calculated as per SCRR, 1957)	Number of Voting Rights held in each class of securities			No. of Shares Underlying Outstanding convertible securities (including securities	Shareholding, as a % assuming full conversion of convertible securities	Number of Locked in shares		Number of Shares pledged or otherwise encumbered		Number of equity shares held in dematerialised form	
								No of Voting Rights		Total as a % of (A+B+C)			No. (a)	As a % of total Shares held(b)	No. (a)	As a % of total Shares held(b)		
								Class eg: X	Class eg: Y									Total
(I)	(II)	(III)	(IV)	(V)	(VI)	(VII) =	(VIII) As a	(IX)			(X)	(XI)=	(XII)		(XIII)	(XIV)		
(A)	Promoter & Promoter Group	11	80415221	0	0	80415221	67.4064	80415221	0	80415221	67.4064	0	67.4064	0	0.0000	0	0.0000	80415221
(B)	Public	84134	38883855	0	0	38883855	32.5936	38883855	0	38883855	32.5936	0	32.5936	0	0.0000	NA	NA	37291189
(C)	Non Promoter - Non Public				0				0			0			0.0000	NA	NA	
(C1)	Shares Underlying DRs	0	0	0	0	0	0.0000	0	0	0	0.0000	0	0.0000	0	0.0000	NA	NA	0
(C2)	Shares Held By Employee Trust	0	0	0	0	0	0.0000	0	0	0	0.0000	0	0.0000	0	0.0000	NA	NA	0
	Total	84145	119299076	0	0	119299076	100.0000	119299076	0	119299076	100.0000	0	100.0000	0	0.0000	0	0.0000	117706410



*[Handwritten signature]*




**Borosil Ltd**

**Table II - Statement showing shareholding pattern of the Promoter and Promoter Group**

	Category & Name of the shareholders	Entity Type	PAN	Nos. of shareholders	No. of fully paid up equity shares held	Partly paid-up equity shares held	No. of shares underlying Depository Receipts	Total nos. shares held	Shareholding % calculated as per SCRR, 1957 As a % of (A+B+C2)	Number of Voting Rights held in each class of securities				No. of Shares Underlying Outstanding convertible securities (including securities)	Shareholding, as a % assuming full conversion of convertible securities	Number of Locked in shares		Number of Shares pledged or otherwise encumbered		Number of equity shares held in dematerialised form
										No of Voting Rights			Total as a % of Total Voting Rights			No. (a)	As a % of total Shares held(b)	No. (a)	As a % of total Shares held(b)	
										Class eg: X	Class eg: Y	Total								
1	(I)	(II)	(III)	(IV)	(V)	(VI)	(VII) =	(VIII) As a	(IX)				(X)	(XI)=	(XII)		(XIII)		(XIV)	
<b>1</b>	<b>Indian</b>																			
(a)	Individuals / Hindu Undivided Family			4	61887412	0	0	61887412	51.8759	61887412	0	61887412	51.8759	0	51.8759	0	0.0000	0	0.0000	61887412
	Kiran Kheruka	Promoter Group		1	30270416	0	0	30270416	25.3736	30270416	0	30270416	25.3736	0	25.3736	0	0.0000	0	0.0000	30270416
	Rekha Kheruka	Promoter Group		1	16431587	0	0	16431587	13.7734	16431587	0	16431587	13.7734	0	13.7734	0	0.0000	0	0.0000	16431587
	Pradeep Kumar Kheruka	Promoters		1	13233662	0	0	13233662	11.0928	13233662	0	13233662	11.0928	0	11.0928	0	0.0000	0	0.0000	13233662
	Shreevar Kheruka	Promoters		1	1951747	0	0	1951747	1.6360	1951747	0	1951747	1.6360	0	1.6360	0	0.0000	0	0.0000	1951747
(b)	Central Government / State Government(s)			0	0	0	0	0	0.0000	0	0	0	0.0000	0	0.0000	0	0.0000	0	0.0000	0
(c)	Financial Institutions / Banks			0	0	0	0	0	0.0000	0	0	0	0.0000	0	0.0000	0	0.0000	0	0.0000	0
(d)	Any Other (Specify)			6	18523364	0	0	18523364	15.5268	18523364	0	18523364	15.5268	0	15.5268	0	0.0000	0	0.0000	18523364
	Others (LLP)			5	5436025	0	0	5436025	4.5566	5436025	0	5436025	4.5566	0	4.5566	0	0.0000	0	0.0000	5436025
	Gujarat Fusion Glass Llp	Promoter Group		1	3136404	0	0	3136404	2.6290	3136404	0	3136404	2.6290	0	2.6290	0	0.0000	0	0.0000	3136404
	Spartan Trade Holdings Llp	Promoter Group		1	1147313	0	0	1147313	0.9617	1147313	0	1147313	0.9617	0	0.9617	0	0.0000	0	0.0000	1147313
	Borosil Holdings Llp	Promoter Group		1	918179	0	0	918179	0.7696	918179	0	918179	0.7696	0	0.7696	0	0.0000	0	0.0000	918179
	Associated Fabricators Llp	Promoter Group		1	234111	0	0	234111	0.1962	234111	0	234111	0.1962	0	0.1962	0	0.0000	0	0.0000	234111
	Sonargaon Properties Llp	Promoter Group		1	18	0	0	18	0.0000	18	0	18	0.0000	0	0.0000	0	0.0000	0	0.0000	18
	<b>Bodies Corporate</b>			1	13087339	0	0	13087339	10.9702	13087339	0	13087339	10.9702	0	10.9702	0	0.0000	0	0.0000	13087339
	Croton Trading Private Limited	Promoter Group		1	13087339	0	0	13087339	10.9702	13087339	0	13087339	10.9702	0	10.9702	0	0.0000	0	0.0000	13087339
	<b>Sub Total (A)(1)</b>			10	80410776	0	0	80410776	67.4027	80410776	0	80410776	67.4027	0	67.4027	0	0.0000	0	0.0000	80410776
<b>2</b>	<b>Foreign</b>																			
(a)	Individuals (Non-Resident Individuals / Foreign Individuals)			1	4445	0	0	4445	0.0037	4445	0	4445	0.0037	0	0.0037	0	0.0000	0	0.0000	4445
	Alaknanda Ruia	Promoter Group		1	4445	0	0	4445	0.0037	4445	0	4445	0.0037	0	0.0037	0	0.0000	0	0.0000	4445
(b)	Government			0	0	0	0	0	0.0000	0	0	0	0.0000	0	0.0000	0	0.0000	0	0.0000	0
(c)	Institutions			0	0	0	0	0	0.0000	0	0	0	0.0000	0	0.0000	0	0.0000	0	0.0000	0
(d)	Foreign Portfolio Investor			0	0	0	0	0	0.0000	0	0	0	0.0000	0	0.0000	0	0.0000	0	0.0000	0
(e)	Any Other (Specify)			0	0	0	0	0	0.0000	0	0	0	0.0000	0	0.0000	0	0.0000	0	0.0000	0
	<b>Sub Total (A)(2)</b>			1	4445	0	0	4445	0.0037	4445	0	4445	0.0037	0	0.0037	0	0.0000	0	0.0000	4445
	<b>Total Shareholding Of Promoter And Promoter Group (A)= (A)(1)+(A)(2)</b>			11	80415221	0	0	80415221	67.4064	80415221	0	80415221	67.4064	0	67.4064	0	0.0000	0	0.0000	80415221

Details of Shares which remain unclaimed may be given hear along with details such as number of shareholders, outstanding shares held in demat/unclaimed suspense account, voting rights which are frozen etc.





(h)	ii. Resident individual holding nominal share capital in excess of Rs. 2 lakhs.	3	2452500	0	0	2452500	2.0558	2452500	0	2452500	2.0558	0	2.0558	0	0.0000	NA	NA	2452500	0	0	0
	Dipak Kanayalal Shah		1205000	0	0	1205000	1.0101	1205000	0	1205000	1.0101	0	1.0101	0	0.0000	NA	NA	1205000			
(i)	Non Resident Indians (NRIs)	1134	800042	0	0	800042	0.6706	800042	0	800042	0.6706	0	0.6706	0	0.0000	NA	NA	759192	0	0	0
(j)	Foreign Nationals	3	29250	0	0	29250	0.0245	29250	0	29250	0.0245	0	0.0245	0	0.0000	NA	NA	0	0	0	0
(k)	Foreign Companies	0	0	0	0	0	0.0000	0	0	0	0.0000	0	0.0000	0	0.0000	NA	NA	0			
(l)	Bodies Corporate	339	2467593	0	0	2467593	2.0684	2467593	0	2467593	2.0684	0	2.0684	0	0.0000	NA	NA	2441143	0	0	0
(m)	Any Other (Specify)	1333	1978182	0	0	1978182	1.6582	1978182	0	1978182	1.6582	0	1.6582	0	0.0000	NA	NA	1977492	0	0	0
	Trusts	1	3000	0	0	3000	0.0025	3000	0	3000	0.0025	0	0.0025	0	0.0000	NA	NA	3000	0	0	0
	Escrow Account	1	1013184	0	0	1013184	0.8493	1013184	0	1013184	0.8493	0	0.8493	0	0.0000	NA	NA	1012494	0	0	0
	Body Corp-Ltd Liability Partnership	34	155848	0	0	155848	0.1306	155848	0	155848	0.1306	0	0.1306	0	0.0000	NA	NA	155848	0	0	0
	Hindu Undivided Family	1290	802206	0	0	802206	0.6724	802206	0	802206	0.6724	0	0.6724	0	0.0000	NA	NA	802206	0	0	0
	Clearing Member	7	3944	0	0	3944	0.0033	3944	0	3944	0.0033	0	0.0033	0	0.0000	NA	NA	3944	0	0	0
	Sub Total (B)(4)	84096	32031105	0	0	32031105	26.8494	32031105	0	32031105	26.8494	0	26.8494	0	0.0000	NA	NA	30448439	0	0	0
	Total Public Shareholding (B)= (B)(1)+(B)(2)+(B)(3)+b(4)	84134	38883855	0	0	38883855	32.5936	38883855	0	38883855	32.5936	0	32.5936	0	0.0000	NA	NA	37291189	0	0	0

Details of the shareholders acting as persons in Concert including their Shareholding (No. and %):

No. of shareholders	No. of Shares	%
5	5436025	4.5565

Details of Shares which remain unclaimed may be given hear along with details such as number of shareholders, outstanding shares held in demat/unclaimed suspense account, voting rights which are frozen etc.

No. of shareholders	No. of Shares
1	1012494



**Borosil Ltd**

**Table IV - Statement showing shareholding pattern of the Non Promoter- Non Public shareholder**

	Category & Name of the shareholders (I)	PAN (II)	Nos. of shareholders (III)	No. of fully paid up equity shares held (IV)	Partly paid-up equity shares held (V)	No. of shares underlying Depository Receipts (VI)	Total nos. shares held (VII) =	Shareholding % calculated as per SCRR, 1957 As a % of (A+B+C2) (VIII) As a	Number of Voting Rights held in each class of securities				No. of Shares Underlying Outstanding convertible securities (including	Shareholding, as a % assuming full conversion of convertible securities (XI) =	Number of Locked in shares		Number of Shares pledged or otherwise encumbered		Number of equity shares held in dematerialised form (XIV)
									No of Voting Rights			Total as a % of (A+B+C) (IX)			No. (a)	As a % of total Shares held(b) (XII)	No. (a)	As a % of total Shares held(b) (XIII)	
									Class eg: X	Class eg: y	Total								
1	Custodian/DR Holder		0	0	0	0	0	0.0000	0	0	0	0.0000	0	0.0000	0	0.0000	NA	NA	0
2	Employee Benefit Trust / Employee Welfare Trust under SEBI (Share based Employee Benefits and Sweat Equity) Regulations, 2021		0	0	0	0	0	0.0000	0	0	0	0.0000	0	0.0000	0	0.0000	NA	NA	0
	Total Non-Promoter- Non Public Shareholding (C)= (C)(1)+(C)(2)		0	0	0	0	0	0.0000	0	0	0	0.0000	0	0.0000	0	0.0000	NA	NA	0

