

**COMPANY PROFILE FOR
KANUNGO FINANCIERS
LIMITED
FOR LISTING OF
46,34,000 EQUITY SHARES OF
RS. 10/- EACH FULLY PAID**




TABLE OF CONTENTS

SR. NO.	PARTICULARS	PAGE NO.
I	Definitions, Abbreviations and Industry Related Terms	1-2
II	General Information	3-4
III	Capital Structure	5-6
IV	Share Holding Pattern	7, 18-29
V	Company, Management & Project	8-13
VI	Financial Information	14-16
VII	Material Documents For Inspection	17-17
VIII	Declaration	17-17



I. DEFINITIONS, ABBREVIATIONS AND INDUSTRY RELATED TERMS

Act / Companies Act	Companies Act, 1956 including amendments thereto and operational sections of Companies Act 2013 including amendments thereto, if any, from time to time
AGM	Annual General Meeting
Articles/ Articles of Association	Articles of Association of Kanungo Financiers Limited
Auditors	The Statutory Auditors of Kanungo Financiers Limited
Board of Directors / Board / Directors	The Board of Directors of Kanungo Financiers Limited
BSE	Bombay Stock Exchange Limited
CDSL	Central Depository Services (India) Limited
Company	Kanungo Financiers Limited
Depository Act	The Depositories Act, 1996 as amended from time to time
Depository	A Depository registered with SEBI under the SEBI (Depositories & Participants) Regulations, 1996 as amended from time to time.
EPS	Earnings per equity share
Equity Shares	Equity shares of the Company of Rs.10/-each unless otherwise specified in the context thereof
Equity Shareholders	Equity Shareholders of the Company
FEMA	Foreign Exchange Management Act, 1999 read with rules and regulations there under and amendments thereto.
Financial year/fiscal/ F.Y.	The twelve months ended March 31 of a particular year, unless otherwise stated
FI	Financial Institution
FII	Foreign Institutional Investor(s) registered with SEBI under applicable laws.
HUF	Hindu Undivided Family
Information Memorandum	This document as filed with the Stock Exchanges is known as and referred to as the Information Memorandum
India	Republic Of India
I.T. Act	The Income-tax Act, 1961, as amended from time to time, except as stated otherwise



MCA	Ministry of Company Affairs
MCX – SE	MCX Stock Exchange Limited
Memorandum/Memorandum of Association	The Memorandum of Association of Briya Enterprise Limited
NAV	Net Asset Value
NBFC	Non-Banking Finance Company
NR	Non Resident
NRI(s)	Non Resident Indian
NSDL	National Securities Depository Limited
NSE	National Stock Exchange of India Limited
P/E Ratio	Price -Earning Ratio
PAT	Profit After Tax
RBI	Reserve Bank of India
ROC	Registrar of Companies
Rupees or Rs.	Indian Rupees, the legal Indian Currency of Republic of India
SEBI	The Securities and Exchange Board of India constituted under the SEBI Act, 1992.
SEBI Act	Securities and Exchange Board of India Act, 1992, as amended from time to time.
SEBI Regulations or Guidelines	Securities and Exchange Board of India (Issue of Capital and Disclosure Requirements) Regulations, 2009 including any amendment thereto and guidelines, circulars, instructions and clarifications issued by SEBI from time to time.
Share Certificate(s)	Equity Share Certificate(s) of Briya Enterprise Limited
Stock Exchange	BSE
Wealth –Tax Act	The Wealth Tax Act, 1957 and amendments thereto



II. GENERAL INFORMATION

History:

The Company was incorporated on 27.08.1982 with the name of Kanungo Financiers Limited from the Registrar of Companies, West Bengal and started the business of invest, sale, buy and other activities related to shares, stocks, securities, properties, bonds.

Main Object:

To carry business of invest, buy, sell, transfer, hypothecate, deal, in and dispose of any shares, stocks, securities, properties, bonds, any Government / Local authorities bonds & certificates, debentures whether perpetual or redeemable debentures stocks. Subject to the provision of act and directions issued by Reserve Bank of India to receive money, deposits on interest, or otherwise and lend money and negotiate with or without security to such companies, firms or person and on such conditions as may seem expedient

Present Business:

To carry on the business of Lease Financing, Hire Purchase, Merchant Banking, Underwriting and investments

By various means of funding company is providing financial bust up to the industries and technocrats who have potentials in their business.

To sum up company is working as corporate and financial consultants

Other Info:

Name of Company	Kanungo Financiers Limited
Registered Office Address	B-7, 5 th Floor, Ajanta Complex, Income Tax, Ahmedabad – 380 009
Factory Address	N.,A.
Telephone & Fax No.	079-48002688
E Mail ID	kanungofinanciers@gmail.com
Website	www.kanungofinanciers.com
Date of Incorporation of Company	27/08/1982
CIN of the Company	L67120GJ1982PLC086450
ISIN of the Company	INE453S01015



Name of Regional Stock Exchanges where the Shares of Company are Listed	Calcutta Stock Exchange Limited
Name of Other Stock Exchanges where the Shares of Company are Listed	N.A.
Name & Address of Auditors of the Company	GAURANG VORA & ASSOCIATES Chartered Accountant 701, Swagat, Near Lal Bunglow, CG Road, Navrangpura, Ahmedabad-380009
Bankers to the Company	Name: Bank of Maharashtra Address: Shop No. 7- 9, Sanchet No III, Mirr Ambikanagar, Near Kids Garden, Naranpura, Ahmedabad – 380015 Tel No: 079-2749 0949 Email:
Statutory Auditor the Company	Name: GAURANG VORA & ASSOCIATES Address: 701, Swagat, Near Lal Bunglow, CG Road, Navrangpura, Ahmedabad-380009 Tel No: 079-26460963 Email: gaurang.vora@yahoo.com
Compliance Officer of the Company	Name: Kanak Rathi Address: 8 Gurudev Society, Bhairavnath Road Maninagar - 38008 Tel No: 079- 48002688 Email: kanungofinanciers@gmail.com
Registrar and Transfer Agent	Name: Purva Sharegistry (India) Pvt. Ltd.. Address: No. 9, Shiv Shakti Ind. Estate, Ground Floor, J. R. Boricha Marg, Opp. Kasturba Hospital, Lower Parel, Mumbai – 400 011 Tel No: 022 – 2301 6761/2301 8261 Email: busicomp@vsnl.com



III. CAPITAL STRUCTURE OF THE COMPANY

Authorized Capital of the Company	5,24,00,000/-
Paid Up Capital of the Company	4,63,40,000/-
Issued & Subscribed Capital of the Company	4,63,40,000/-
Face Value of Equity Share	10/-
Details of outstanding convertible instruments including warrants pending conversion	N.A.

NOTES: If Shares are issued under Bonus: N.A.

1. Shares out of the Issued, subscribed and paid up share capital were allotted as bonus Shares by capitalisation of Reserves.

Capital evolution to be shown under capital structure including shares issued for cash, consideration other than cash, whether issued at premium or discount, shares forfeited etc.

Date of Issue	No. of shares issued	For Cash Or For Other than Cash	Issue Price (Rs.)	Face Value (Rs.)	Premium / Discount (if any) (Rs.)	Type of Issue (IPO/FPO/ Preferential Issue/ Scheme/ Bonus/ Rights, etc.)	Cumulative capital (No of shares)	Whether listed, if not listed, give reasons thereof
27.08.1982	70	Cash	10/-	10/-	N.A.	Subscribers	70	Listed
08.11.1982	239930	Cash	10/-	10/-	N.A.	IPO	240000	Listed
15.06.2015	4394000	Cash	10/-	10/-	N.A.	Preferential Issue	4634000	Listed

Share Capital Reconciliation

Equity Shares	As on date /(31 st March 2017)		31 st March 2016	
	Nos	Amount	Nos	Amount
Opening Balance	4634000	46340000	4634000	46340000
Issued during the period	NIL	NIL	NIL	NIL
Closing Balance	4634000	46340000	4634000	46340000



List of Top 10 shareholders of the Company:

Sr. No.	Name of the Shareholder	No. of Shares Held	Percentage of Total Capital (%)
1	ANKIT NATUBHAI PATEL	250000	5.41
2	MOHAMMEDSARIF MUSABHAI RANGWALA	150000	3.24
3	AMIT JATHALAL PATEL	100000	2.16
4	ANGI V SHAH	50000	1.08
5	GIRISH J SHAH HUF	50000	1.08
6	VARUN G SHAH HUF	50000	1.08
7	MAMTA JAGDISH BHATIA	50000	1.08
8	CHINKY VIJAYKUMAR MANGHRANI	50000	1.08
9	MANISH RAJKUMAR UDHANI	50000	1.08
10	UDHAVDAS TULSIANI HUF	50000	1.08



VI. SHAREHOLDING PATTERN OF THE COMPANY

Shares held by Promoters & Promoter Group & Percentage of Paid-up Capital	1304100	28.14% of total share capital of the company
Shares held by Public & Percentage of Paid-up Capital	3329900	71.86% of total share capital of the company
No. of Shareholders as on 31 st March 2017	630 (Public Shareholders 612)	
No. & Percentage of Shares in Dematerialized Form	4394000 as on 31 st March 2017	94.82% of Public Shareholding

Enclosed:

1. Share Holding Pattern as on 31st December, 2016 as per Regulation 31 of SEBI LODR
2. Share Holding Pattern as on 31st March, 2017 as per Regulation 31 of SEBI LODR



VII. COMPANY, MANAGEMENT & PROJECT:

Brief history of the company:

Originally, the Company was incorporated with the name Kanungo financiers Limited on 27th August, 1982 and started business as to deal in shares, scripts, stocks, bonds etc and to deal in entertainment industries cinematograph films and talkies etc.

Company had also completed successful Business projects in the various cities and villages in the state of West Bengal, Himachal Pradesh etc.

In the mean time company had came up with IPO of 2,39,930 equity shares of the company and got listed on the Calcutta Stock Exchange at Calcutta, West Bengal in 1982.

Later on by the time their Business field was on slaking in the period of 1985 to 2000 and company has reported slack in the business stagnancy and by taking strong decision company to stable in such scenario with its finance liquidity facility.

Since 1982 company has set in up in the same field and pursuing the business. Today company has experience of 35 years in the same business activity.

Main Object of the Company:

To invest, buy sell, transfer, hypothecate, deal in and dispose of any shares, stocks, securities, properties, bonds any government / local authority bonds and certificates, debentures whether perpetual or redeemable, debenture stocks.

To carry on the business of producers, exhibitors and distributors and distributors of cinematograph films and talkies in all their branches and to do all things and expedient in connection with these business.

Vision / Mission of the Company:

Vision:

To be a leader in providing Value Added Services & Innovative ideal in entertainment and dilm industries.

Mission:

To provide services based upon the stated and the unstated needs of clients confirming to professional ethics, integrity & confidentiality, through our Collaborative Model to ensure simplicity, cost effectiveness and efficiency along with excellent quality.



Business Profile of the Company:

The Company founded 1982 and registered office at the Kolkata West Bengal, and listed on the regional stock Exchange. The Company engages in the business of the as mentioned above.

It stands in this field since 1982 and having wide experience in the same field company is expanding and enlarging its geographical boundaries.

Originally it was incorporated in 1982 and by the time company has found good business and profit margin ability in the field of from the future prospect of the company. Today company has completed 35 years in the same field and expanding day to day and spreading its wings.

Major Events, Milestone, Achievements:

Year	Event
<u>1982</u>	Incorporation of the Company.
<u>1982</u>	Company come with the an IPO
<u>2016</u>	Change of Registered Office of the Company To The state of Gujarat vides order by Regional Director of East Region.

Awards and accreditations:

Year	Awards and accreditations
	Not Applicable

Amendments to Memorandum of Association since incorporation:

Year	Particulars
<u>1994</u>	Increase authorised Share Capital of the Company
<u>2015</u>	Change the Clause – II of Memorandum of Association of the company.

Name & Details Of Subsidiary/ies Of The Company, If Any: NOT APPLICABLE

Name Of Group / Sub Group Companies Listed On BSE: NOT APPLICABLE



Statement of Dividend Paid

The declaration and payment of dividends on our Equity Shares will be recommended by the Board of Directors and approved by the shareholders of our Company, at their discretion, and will depend on a number of factors, including but not limited to the profits, cash flows, capital expenditure, capital requirements and overall financial condition. The Board may also from time to time pay interim dividend.

Our Company has declared dividend as follows:

Particulars	Face Value Per Equity shares	Dividend Paid
Fiscal Year 2016	10/-	NIL
Fiscal Year 2015	10/-	NIL
Fiscal Year 2014	10/-	NIL
Fiscal Year 2013	10/-	NIL
Fiscal Year 2012	10/-	NIL
Fiscal Year 2011	10/-	NIL
Fiscal Year 2010	10/-	NIL
Fiscal Year 2009	10/-	NIL
Fiscal Year 2008	10/-	NIL
Fiscal Year 2007	10/-	NIL
Fiscal Year 2006	10/-	NIL
Fiscal Year 2005	10/-	NIL

Cash Bonuses

The Company has not paid any cash bonuses for the financial year ended March 31, 2016. Further, it has not paid cash bonuses in any of the following previous financial years:

Particulars	Face Value Per Equity shares	Cash Bonus Paid
Fiscal Year 2016	10/-	NIL
Fiscal Year 2015	10/-	NIL
Fiscal Year 2014	10/-	NIL
Fiscal Year 2013	10/-	NIL
Fiscal Year 2012	10/-	NIL
Fiscal Year 2011	10/-	NIL
Fiscal Year 2010	10/-	NIL
Fiscal Year 2009	10/-	NIL
Fiscal Year 2008	10/-	NIL
Fiscal Year 2007	10/-	NIL
Fiscal Year 2006	10/-	NIL
Fiscal Year 2005	10/-	NIL

Statement containing particulars of the dates of and parties to all material contracts, agreements (including agreements for technical advice and collaboration), concessions and similar other documents (except those entered into in the ordinary course of business carried on or intended to be carried on by the company) together with the brief description of terms, subject matter and general nature of the documents, if applicable: NOT APPLICABLE



Statement containing particulars of any commission, brokerage, discount or other special terms including an option for the issue of any kind of securities granted to any person, if applicable :- NOT APPLICABLE

Promoters and Their Background:

The Details Of Promoter Are Given Below:

Sr. No.	Full Name and Age (Aprrox)	Residential Address	Education Qualification	Directorships in other entities
1.	SAVITA RANI MANGLA 67 Years	5, CAMAC STREET, KOLKATA, 700017, WEST BENGAL,	B COM	NIL
2.	KRISHAN KUMAR MANGLA 51 Years		B COM	BUNCH OF BUDDIES ENTERTAINMENT PRIVATE LIMITED
3.	ARCHNA VIJAY 50 years		B COM	NIL
4.	ALPANA MANGLA 38 Years		B COM	NIL
5.	POONAM MANGLA 36 Years		B COM	NIL
6.	ARPANA JAIN 45 Years		B COM	NIL
7.	JITENDRAKUMAR GARG 60 Years		B COM	NIL
8.	SAROJ BALA GARG 60 Years		B COM	NIL
9.	NEHA GARG 30 Years		B COM	NIL
10.	MAYANK GARG 31 Years		B COM	NIL
11.	DIPIKA GARG 29 Years			B COM



12.	PARSHOTTAMBHAI NARANBHAI GEVARIYA	594, MAHAVIR NAGAR, INDIA COLONY, T.B. NAGAR, BAPUNAGAR, AHMEDABAD -382350	B COM	NIL
13.	VANITABEN PARSHOTTAMBHAI GEVARIYA		B COM	NIL
14.	NISHANT PARSHOTTAMBHAI GEVARIYA		B COM	NIL
15.	VINODKUMAR BHAYABHAI GEVARIYA		B COM	NIL
16.	VISHAL CHATURBHAI GEVARIYA		B COM	NIL
17.	HANSABEN VINODBHAI GEVARIYA		B COM	NIL
18.	MANISH VASANT THACKER HUF			N.A.

Details of Directors:

Name, Address and occupation of Manger, Managing Director and other directors including nominee-directors, whole time directors (giving their directorships in other companies)

Sr. No.	Full Name, PAN & DIN No.	Designation	Other Directorships Held
1	Name: Umaira Bano Manzoor Ahmed Ansari Residential Address: T 43, Mun. Gr. No 62 , Salun Fes Chawl Nr Mumbai Centre Post, Office, R S Nimkar Marg 62 66 (Mani 28) Khand 3, Mumbai-400008 Maharashtra Qualification:HSC Occupation: Home Maker PAN: AQPPA2372Q DIN: 07730544	Non – Executive, Independent Director	PURPLE ENTERTAINMENT LIMITED
2	Name: Pintu Ambalal Patel Residential Address: 92-918, AJNTA APPT., THALTEJ, AHMEDABAD, 380054 Qualification:B.Com Occupation: Business PAN: ARHPP8805E	Non – Executive. Independent Director	ANR FINANCE LIMITED



	DIN: 06774171		
3	Name: Sandeep Dave Residential Address: C/9, Morpinchh Apartment, Ellis Bridge, Ahmedabad - 380007 Qualification: B.COM Occupation: Business PAN: AFCPD2790K DIN: 02487078	Executive Director	Namaste India Holiday Private Limited Venus Exploration Private Limited

Details of cases pending against the company / Promoters / Directors

Sr. No.	Name of the entity	Civil cases	Criminal Cases	Tax cases	Cases filed by SEBI
1	Company	N.A.	N.A.	N.A.	N.A.
2	Company Promoters	N.A.	N.A.	N.A.	N.A.
3	Company Directors	N.A.	N.A.	N.A.	N.A.
4	Group Company	N.A.	N.A.	N.A.	N.A.



VIII. FINANCIAL INFORMATION

SUMMARY OF FINANCIAL INFORMATION

STATEMENT OF ASSETS AND LIABILITIES

(Amount in Rs.)

Particulars	31.03.2016	31.03.2015	31.03.2014	31.03.2013	31.03.2012
EQUITY AND LIABILITIES					
Shareholders' Funds					
(a) Share Capital	46,340,000	2400000	2400000	2400000	2400000
(b) Reserves and Surplus	(1,414,626.34)	(1817647)	(1445331)	(2961859)	(2732406)
(c) Money received against share warrants			-	-	-
Share Application money pending allotment					
Non-Current Liabilities					
(a) Long Term Borrowings	-	-	193000	-	-
(b) Deferred Tax Liabilities (Net)	-	-	-	-	-
(c) Other Long Term Liabilities		-	-	-	-
(d) Long Term Provisions		-	-	-	-
Current Liabilities					
(a) Short-Term Borrowings	500,000	-	-	867500	753000
(b) Trade Payables	28750	28500	377640	388974	639303
(c) Other current liabilities		-	45737	6800	3135
(d) Short-Term Borrowings	184,240	-	-	-	-
TOTAL	45,638,363.66	610853	1571046	701415	1063031
ASSETS					
Non-Current Assets					
(a) Fixed Assets					
(i) Tangible Assets	-	-	-	-	-
(ii) Intangible Assets	-	-	-	-	-
(iii) Capital Work in progress	-	-	-	-	-
(iv) Intangible assets under development	-	-	-	-	-
(b) Non-Current Invt.	-	-	-	-	-
(c) Deferred Tax Assets (Net)	-	-	-	-	-
(d) Long-Term Loans & Advances	2780	2780	2780	2780	2780
(e) Other Non-Current Assets	-	-	-	-	-
Current Assets					
(a) Current Investments	-	-	-	-	-
(b) Inventories		500800	851881	501460	502030
(c) Trade Receivables	-	-	119255	130460	451103
(d) Cash and Cash Equivalents	581,478	98288	582685	31060	71464
(e) Short-Term Loans & Advances	45,054,105	8985	14445	35654	35654
(f) Other Current Assets	-	-	-	-	-
TOTAL	45,638,363.66	610853	1571046	701415	1063031



STATEMENT OF PROFIT & LOSS

(Amount in Rs.)

Particulars	31.03.2016	31.03.2015	31.03.2014	31.03.2013	31.03.2012
Revenue From Operations	3,112,780	962175	3635700	160380	1170670
Other Income	-	119115	31337	292308	270115
Total Revenue	3,112,780	1081290	3667037	453228	1440785
Expenses (Purchase)	500,800	579798	369801	103988	862621
Employee Benefits Expense	720,000	-	30000	210000	210000
Finance Costs	-	-	-	-	-
Depreciation & Amortization	-	-	-	-	-
Other expenses	1,295,734	873807	1390892	368693	355390
Total Expenses	2,516,534	1453605	2,574,171	682681	1427011
Profit / (Loss) before exceptional and extraordinary items and tax	596,246	-372315	1790693	(292452)	13,774
Exceptional items	-	-	-	-	-
Profit before extraordinary items and tax	596,246	-372315	1790693	(292452)	13,774
Extraordinary Items	-	-	-	-	-
Profit Before tax	596,246	-372315	1790693	(292452)	13,774
Tax Expenses					
Current Tax	184,240	-	359816	-	2620
Deferred Tax	-	-	-	-	-
Income tax short / Excess provision for earlier year	8,985	-	-	-	-
Profit / (Loss) for the year from continuing operations	403,021	-372315	1516527.50	(292452)	11,154
Profit / (Loss) from discounting operations	-	-	-	-	-
Tax Expenses of discounting operations	-	-	-	-	-
Profit / (Loss) from discontinuing operations (After Tax)	-	-	-	-	-
Profit / (Loss) for the year	403,021	-372315	1516527	(292452)	11,154
Earning per Equity share					
(f) Basic	0.11	-1.55	6.32	-0.96	0.05
(g) Diluted	0.11	-1.55	6.32	-0.96	0.05



CASH FLOW STATEMENT

(Amount in Rs.)

Particulars	31.03.2016	31.03.2015	31.03.2014	31.03.2013	31.03.2012
Cash Flow From Operating activities					
Net Profit before tax and extra ordinary items	403,021	(372,315.52)	1,876,343.50	(229,452.68)	13,774.03
Add: Non Operating expenses / non cash flow items/Provision for Income Tax	184,240				
Depreciation			-	-	-
Interest & Financial Charges			-	-	232.51
Lease Terminal Adjustment			-	-	-
Provision for NPA					
Less: Non Operating Incomes			-	-	-
(Profit)/Loss on sale of Fixed Asset			-	-	-
Loss on sale of shares					
Interest on Government Securities					
Dividend Receipts					
Operating cash flow before working capital changes	587,261	(372,315.52)	1,876,343.50	(229,452.68)	14,006.54
Adjustments for working capital changes					
Increase / (Decrease) in current Assets	-	119,255.32	11,205.00	320,643.00	274,698.00
Increase in stock in trade	500,800	351,081.00	(350,421.00)	570.00	1,920.00
Decrease in loans & advances	(45,045,120)	(343,680.00)	(11,334.20)	(250,329.00)	34,199.05
Increase in current liabilities	250	(45,737.00)	38,937.00	3365.00	2,169.00
TOTAL	(44,544,070)	80,919.32	(311,613.20)	74,549.00	312,986.05
Cash generated from operation					
- Interest Paid			-	-	-
- Income Tax Paid	-	-	338,607.00	-	31,410.00
Cash Flow from operating activities	(43,956,809)	(291,396.20)	1,226,123.30	(154,903.68)	358,402.59
Cash Flow from Investing activities	43,940,000				
Purchase of Fixed Asset (net)			-	-	-
Purchase of Investments (net)			-	-	-
Cash flow from investing activities			-	-	-
Cash flow from financing activities	500,000	(193,000.00)	(674,500.00)	114,500.00	340,000.00
Interest on Govt. Securities / Other securities			-	-	-
Repayment of long term borrowing & other debts			-	-	-
Repayment of short term borrowing & other debts				-	-
Dividend receipts			-	-	-
Dividend paid			-	-	-
Cash flow from financial activities	500,000	(193,000.00)	(674,500.00)	114,500.00	340,000.00
Net decrease in cash & cash equivalent	483,191	(484,396.20)	551,623.30	(40,403.68)	18,402.59
Cash & equivalent as at 31 st March	98,287	582,683.86	31,060.56	71,464.24	53,061.65
Increase / Decrease in cash equivalent	581,478	98,287.66	582,683.86	31,060.56	71,464.24



IX. MATERIAL DOCUMENTS FOR INSPECTION

The copies of the following documents will be available for inspection at the Admin Office
From 11.00 am to 5.00 pm on Working Days Only

1. Certificate of Incorporation of the Company.
2. Memorandum and Articles of Association of the Company as amended from time to time.
3. Copies of Annual Report of the Company for the last five years

X. DECLARATION

I, Sandeep Dave, Whole Time Director of M/s. Kanungo Financiers Limited hereby declare that all the relevant provisions of the Companies Act, 2013, and the guidelines issued by the Government or the guidelines issued by the Securities and Exchange Board of India established under section 3 of the Securities and Exchange Board of India Act, 1992, as the case may be, have been complied with and no statement made in this Information Memorandum is contrary to the provisions of the Companies Act, 2013 or the Securities and Exchange Board of India Act, 1992 or rules made there under or guidelines issued, as the case may be.

Place: Ahmedabad

Date: 22.04.2017

For, KANUNGO FINANCIERS LIMITED



DIRECTOR
SANDEEP DAVE
DIN: 02487078



KANUNGO FINANCIERS LIMITED


CIN:- L67120GJ1982PLC086450

1. Name of Listed Entity: **KANUNGO FINANCIERS LIMITED**
2. Scrip Code/Name of Scrip/Class of Security:262405
3. Share Holding Pattern Filed under: Reg. 31(1)(a)/Reg. 31(1)(b)/Reg.31(1)(c)
 - a. If under 31(1)(b) then indicate the report for Quarter ending: **31.03.2017**
 - b. If under 31(1)(c) then indicate date of allotment/extinguishment
4. **Declaration:** The Listed entity is required to submit the following declaration to the extent of submission of information:-

	Particulars	Yes*	No*
1.	Whether the Listed Entity has issued any partly paid up shares?		No
2.	Whether the Listed Entity has issued any Convertible Securities or Warrants?		No
3.	Whether the Listed Entity has any shares against which depository receipts are issued?		No
4.	Whether the Listed Entity has any shares in locked-in?		Yes
5.	Whether any shares held by promoters are pledge or otherwise encumbered?		No

* If the Listed Entity selects the option 'No' for the questions above, the columns for the partly paid up shares, Outstanding Convertible Securities/Warrants, depository receipts, locked-in shares, No of shares pledged or otherwise encumbered by promoters, as applicable, shall not be displayed at the time of dissemination on the Stock Exchange website. Also wherever there is 'No' declared by Listed Entity in above table the values will be considered as 'Zero' by default on submission of the format of holding of specified securities.

5. The tabular format for disclosure of holding of specified securities is as follows:-

FOR, KANUNGO FINANCIERS LIMITED

DIRECTOR
SANDEEP DAVE
DIN: 02487078

DATE: 08-04-2017
PLACE: AHMEDABAD



Table I - Summary Statement holding of specified securities

Category	Category of shareholder	Nos. of share holders	No. of fully paid up equity shares held	No. of Partly paid-up equity shares held	No. of shares underlying Depository Receipts	Total nos. shares held	Shareholding as a % of total no. of shares (calculated as per SCRR, 1957) As a % of (A+B+C2)	Number of Voting Rights held in each class of securities			No. of Shares Outstanding convertible securities (including Warrants)	Shareholding, as a % assuming full conversion of convertible securities (as a percentage of diluted share capital) As a % of (A+B+C2)	Number of Locked in shares		Number of Shares pledged or otherwise encumbered		Number of equity shares held in dematerialized form	
								No of Voting Rights					Total as a % of (A+B+C)	No. (a)	As a % of total Shares held (b)	No. (a)		As a % of total Shares held (b)
								Class:Equity	Class:gy	Total								
(i)	(ii)	(iii)	(iv)	(v)	(vi)	(vii)=(iv)+(v)+(vi)	(viii)	(ix)			(x)	(xi)=(vii)+(x)	(xii)		(xiii)	(xiv)		
(A)	Promoter & Promoter Group	18	1304100			1304100	28.14	1304100		1304100	28.14		28.14	1200000	92.02	0	0	1200000
(B)	Public	612	3329900			3329900	71.86	3329900		3329900	71.86		71.86	3194000	95.92	0	0	3194000
(C)	Non Promoter- Non Public																	
(C1)	Shares underlying DRs	0	0			0	N.A						0	0	0	0	0	0
(C2)	Shares held by Employee Trusts	0	0			0	0						0	0	0	0	0	0
	Total	630	4634000			4634000	100	4634000		4634000	100		100	4394000	94.820889	0	0	4394000



FOR, KANUNGO FINANCIERS LIMITED

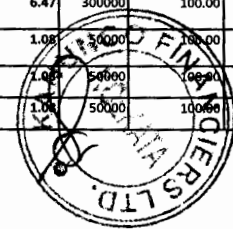
DIRECTOR

SANDEEP DAVE

DIN: 02487078

Table III - Statement showing shareholding pattern of the Public shareholder

	Category & Name of the Shareholders	PAN	Nos. of share holder	No. of fully paid up equity shares held	Partly paid-up equity shares held	Nos. of shares underlying Depository Receipts	Total nos. shares held	Shareholding % calculate d as per SCRR, 1957 As a % of (A+B+C2)	Number of Voting Rights held in each class of securities			No. of Shares Underlying Outstanding convertible securities (Including Warrants)	Total shareholding, as a % assuming full conversion of convertible securities (as a percentage of diluted share capital)	Number of Locked in shares		Number of Shares pledged or otherwise encumbered		Number of equity shares held in dematerializ ed form	
									No of Voting Rights					Total as a % of Total Voting rights	No. (a)	As a % of total Shares held (b)	No. (Not applicable) (a)		As a % of total shares held (Not applicable) (b)
									Class X	Class Y	Total								
	(i)	(ii)	(iii)	(iv)	(v)	(vi)	(vii)=(iv)+(v)+(vi)	(viii)	(ix)			(x)	(xi)= (vii)+(x)	(xii)		(xiii)	(xiv)		
1	Institutions																		
(a)	Mutual Fund		0	0	0	0	0	0	0	0	0	0	0	0	0	0.00	0	0.00	0
(b)	Venture Capital Funds		0	0	0	0	0	0	0	0	0	0	0	0	0.00	0	0.00	0	
(c)	Alternate Investment Funds		0	0	0	0	0	0	0	0	0	0	0	0	0.00	0	0.00	0	
(d)	Foreign Venture Capital Investor		0	0	0	0	0	0	0	0	0	0	0	0	0.00	0	0.00	0	
(e)	Foreign Portfolio Investors		0	0	0	0	0	0	0	0	0	0	0	0	0.00	0	0.00	0	
(f)	Financial Institutions/Banks		0	0	0	0	0	0	0	0	0	0	0	0	0.00	0	0.00	0	
(g)	Insurance Companies		0	0	0	0	0	0	0	0	0	0	0	0	0.00	0	0.00	0	
(h)	Providend Fund/Pensions Funds		0	0	0	0	0	0	0	0	0	0	0	0	0.00	0	0.00	0	
(i)	Any Other Specify		0	0	0	0	0	0	0	0	0	0	0	0	0.00	0	0.00	0	
	Sub Total (B)(1)		0	0	0	0	0	0	0	0	0	0	0	0	0.00	0	0.00	0	
2	Central Government/State Government/President of India		0	0	0	0	0	0	0	0	0	0	0	0	0.00	0	0.00	0	
	Sub Total (B)(2)		0	0	0	0	0	0	0	0	0	0	0	0	0.00	0	0.00	0	
3	Non-Institutions																		
(a)	1. Individual Shareholders holding Nominal Share Capital Up to 2 Lacs		556	998900	0	0	998900	21.5558912	998900	0	998900	21.56	0	21.56	863000	86.40	0	0.00	863000
	2. Individual Shareholders holding Nominal Share Capital Above 2 Lacs		28	1795000	0	0	1795000	38.7354338	1795000	0	1795000	38.74	0	38.74	1795000	100.00	0	0.00	1795000
1	ANKIT NATUBHAI PATEL			250000	0	0	250000	5.39490721	250000	0	250000	5.39	0	5.39	250000	100.00	0	0.00	250000
		AKGPP0621G																	
2	MOHAMMEDSARIF MUSABHAI RANGWALA			150000	0	0	150000	3.23694432	150000	0	150000	3.24	0	3.24	150000	100.00	0	0.00	150000
		AAKPR0103R																	
3	AMIT JATHALAL PATEL			100000	0	0	100000	2.15796288	100000	0	100000	2.16	0	2.16	100000	100.00	0	0.00	100000
		AUMPP5140N																	
4	angi v shah			50000	0	0	50000	1.07898144	50000	0	50000	1.08	0	1.08	50000	100.00	0	0.00	50000
		ALLPM1658G																	
5	MAMTA JAGDISH BHATIA			50000	0	0	50000	1.07898144	50000	0	50000	1.08	0	1.08	50000	100.00	0	0.00	50000
		AOSPB6918C																	
6	CHINKY VIJAYKUMAR MANGHRANI			50000	0	0	50000	1.07898144	50000	0	50000	1.08	0	1.08	50000	100.00	0	0.00	50000
		ASTPM9376Q																	
7	MANISH RAJKUMAR UDHANI			50000	0	0	50000	1.07898144	50000	0	50000	1.08	0	1.08	50000	100.00	0	0.00	50000
		AATPU2865N																	
8	KRISHNA VALLABH NEEMA			50000	0	0	50000	1.07898144	50000	0	50000	1.08	0	1.08	50000	100.00	0	0.00	50000
		AAQPN6539H																	
9	RADHABEN JAMNALAL THAKKER			50000	0	0	50000	1.07898144	50000	0	50000	1.08	0	1.08	50000	100.00	0	0.00	50000
		AAMPT0162C																	
10	Manish Kumar Popatbhai Jivani			300000	0	0	300000	6.47388865	300000	0	300000	6.47	0	6.47	300000	100.00	0	0.00	300000
		AADPJ2134J																	
11	PARSHVA SHASHIKANT JHAVERI			50000	0	0	50000	1.07898144	50000	0	50000	1.08	0	1.08	50000	100.00	0	0.00	50000
		ACEPS6463R																	
12	HETAL PARSHVA JHAVERI			50000	0	0	50000	1.07898144	50000	0	50000	1.08	0	1.08	50000	100.00	0	0.00	50000
		AFUPS6545R																	
13	VARSHA MAHESHWARI			50000	0	0	50000	1.07898144	50000	0	50000	1.08	0	1.08	50000	100.00	0	0.00	50000
		ACWJP14403E																	



14	RAMESHKUMAR JADAVBHAI KATHIRIYA	ALOPK7238D	50000	0	0	50000	1.07898144	50000	0	50000	1.08	0	1.08	50000	100.00	0	0.00	50000	
15	ARPIT NEEMA	AAQPN6543D	50000	0	0	50000	1.07898144	50000	0	50000	1.08	0	1.08	50000	100.00	0	0.00	50000	
(b)	NBFCs Registered with RBI		0	0	0	0							0	0	0.00	0	0.00	0	
(c)	Employee Trusts		0	0	0	0							0	0	0.00	0	0.00	0	
(d)	Overseas Depositories (Holding DRs) (Balancing Figure)		0	0	0	0							0	0	0.00	0	0.00	0	
(e)	Any other		28	536000	0	0	536000	11.5666811	536000	0	536000	11.566681	0	11.56668105	536000	100.00	0	0.00	536000
e1	bodies corporate		0	0	0	0													0
e2	resident Indian huf		0	0	0	0													0
	JAMNALAL RUPSHIBHAI THAKKER HUF	AAAHJ8002K	50000	0	0	50000	1.07898144	50000	0	50000	1.0789814	0	1.08	50000	100.00	0	0.00	50000	
	VARUN G SHAH		50000	0	0	50000	1.07898144	50000	0	50000	1.0789814	0	1.08	50000	100.00	0	0.00	50000	
	GIRESH J SHAH	AAGHV4522E	50000	0	0	50000	1.07898144	50000	0	50000	1.0789814	0	1.08	50000	100.00	0	0.00	50000	
	TULSIANI UDHAVDAS PERUMAL	AAHHS7259E	50000	0	0	50000	1.07898144	50000	0	50000	1.0789814	0	1.08	50000	100.00	0	0.00	50000	
	Sub Total (B)(3)	AAAHU5800N	612	3329900	0	0	3329900	71.858006	3329900	0	3329900	71.86	0	71.86	3194000	68.93	0	0.00	3194000
	Total Public Shareholding (B)= (B)(1)-(B)(2) + B (3)		612	3329900	0	0	3329900	71.858006	3329900	0	3329900	71.86	0	71.86	3194000	68.93	0	0.00	3194000



FOR, KANUNGO FINANCIERS LIMITED

DIRECTOR
SANDEEP DAVE
DIN: 02487078

Table IV - Statement showing shareholding pattern of the Non Promoter- Non Public shareholder

Category & Name of the Shareholders	PAN	No. of shareholder	No. of fully paid up equity shares held	Partly paid-up equity shares held	Nos. of shares underlying Depository Receipts	Total no. shares held	Shareholding % calculated as per SCRR, 1957 As a % of (A+B+C2)	Number of Voting Rights held in each class of securities			No. of Shares Underlying Outstanding convertible securities (including Warrants)	Total shareholding, as a % assuming full conversion of convertible securities (as a percentage of diluted share capital)	Number of Locked in shares		Number of Shares pledged or otherwise encumbered		Number of equity shares held in dematerialized form (Not Applicable)	
								No of Voting Rights					Total as a % of Total Voting rights	No.	As a % of total Shares held	No. (Not applicable)		As a % of total shares held (Not applicable)
								Class X	Class Y	Total								
(I)	(II)	(III)	(IV)	(V)	(VI)	(VII)=(IV)+(V)+(VI)	(VIII)	(IX)			(X)	(XI)=(VII)+(X)	(XII)		(XIII)	(XIV)		
1	Custodian/DR																	
(a)	Name of DR Holder (if Available)		0	0		0						0	0	0.00	0	0.00	0	
2	Employees Benefit Trust (Under SEBI (Share Based Employee Benefit Regulation 2014)																	
(a)	Name of DR Holder (if Available)		0	0		0						0	0	0.00	0	0.00	0	
	Total Non Promoter Non Public Shareholding (C)= (C1)+(C2)		0	0		0						0	0	0.00	0	0.00	0	



FOR, KANUNGO FINANCIERS LIMITED

DIRECTOR
SANDEEP DAVE
DIN: 02487078

KANUNGO FINANCIERS LIMITED

CIN:- L67120GJ1982PLC086450


1. Name of Listed Entity: **KANUNGO FINANCIERS LIMITED**
2. Scrip Code/Name of Scrip/Class of Security:262405
3. Share Holding Pattern Filed under: Reg. 31(1)(a)/Reg. 31(1)(b)/Reg.31(1)(c)
 - a. If under 31(1)(b) then indicate the report for Quarter ending: **31.12.2016**
 - b. If under 31(1)(c) then indicate date of allotment/extinguishment
4. **Declaration:** The Listed entity is required to submit the following declaration to the extent of submission of information:-

	Particulars	Yes*	No*
1.	Whether the Listed Entity has issued any partly paid up shares?		No
2.	Whether the Listed Entity has issued any Convertible Securities or Warrants?		No
3.	Whether the Listed Entity has any shares against which depository receipts are issued?		No
4.	Whether the Listed Entity has any shares in locked-in?		Yes
5.	Whether any shares held by promoters are pledge or otherwise encumbered?		No

** If the Listed Entity selects the option 'No' for the questions above, the columns for the partly paid up shares, Outstanding Convertible Securities/Warrants, depository receipts, locked-in shares, No of shares pledged or otherwise encumbered by promoters, as applicable, shall not be displayed at the time of dissemination on the Stock Exchange website. Also wherever there is 'No' declared by Listed Entity in above table the values will be considered as 'Zero' by default on submission of the format of holding of specified securities.*

5. The tabular format for disclosure of holding of specified securities is as follows:-

FOR, KANUNGO FINANCIERS LIMITED


DIRECTOR
SANDEEP DAVE
DIN: 02487078



DATE: 17-01-2017
PLACE: AHMEDABAD

Table I - Summary Statement holding of specified securities

Category	Category of shareholder	Nos. of shareholders	No. of fully paid up equity shares held	No. of Partly paid-up equity shares held	No. of shares underlying Depository Receipts	Total nos. shares held	Shareholding as a % of total no. of shares (calculated as per SCRR, 1957) As a % of (A+B+C2)	Number of Voting Rights held in each class of securities			No. of Shares Underlying Outstanding convertible securities (including Warrants)	Shareholding, as a % assuming full conversion of convertible securities (as a percentage of diluted share capital) As a % of (A+B+C2)	Number of Locked in shares		Number of Shares pledged or otherwise encumbered		Number of equity shares held in dematerialized form	
								No of Voting Rights					Total as a % of (A+B+C)	No. (a)	As a % of total Shares held (b)	No. (a)		As a % of total Shares held (b)
								Class:Equity	Class:gy	Total								
(I)	(II)	(III)	(IV)	(V)	(VI)	(VII)=(IV)+(V)+(VI)	(VIII)	(IX)			(X)	(XI)=(VII)+(X)	(XII)		(XIII)	(XIV)		
(A)	Promoter & Promoter Group	18	1304100			1304100	28.14	1304100		1304100	28.14	28.14	1200000	92.02	0	0	1200000	
(B)	Public	612	3329900			3329900	71.86	3329900		3329900	71.86	71.86	3194000	95.92	0	0	3194000	
(C)	Non Promoter- Non Public																	
(C1)	Shares underlying DRs	0	0			0	N.A						0	0	0	0	0	
(C2)	Shares held by Employee Trusts	0	0			0	0						0	0	0	0	0	
	Total	630	4634000			4634000	100	4634000		4634000	100	100	4394000	94.820889	0	0	4394000	




KANUNGO FINANCIERS LIMITED
 Director
 SANDEEP DAVE
 DIN: 02487078

Category & Name of the Shareholders

Table II - Statement showing shareholding pattern of the Promoter and Promoter Group

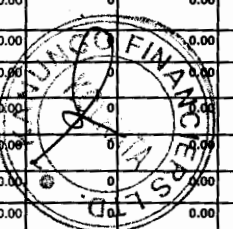
(i)	(ii)	(iii)	(iv)	(v)	(vi)	(vii)	(ix)			(x)	(xi)	(xii)	(xiii)						
							Number of Voting Rights held in each class of securities							Shareholding, as a % assuming full conversion of convertible securities (as a percentage of diluted share capital) as a % of A+B+C2	No. of Shares Underlying Outstanding convertible securities (including Warrants)	Number of Locked In shares		Number of Shares pledged or otherwise encumbered	Number of equity shares held in dematerialized form
							Class X	Class Y	Total							No. (b)	As a % of total Shares held (b)		
1	(i)	Indian																	
	(a) Individual/Hindu Undivided Family																		
	SAVITA RANI MANGLA	1	1304100	0	1304100.00	28.14	1304100.00	0.00	1304100.00	28.14	1200000	92.02	0	1200000					
	KRISHAN KUMAR MANGLA	1	47100	0	47100	1.02	47100	0	47100	1.02	0	0	0	0					
	ARCHANA VIJAY	1	10000	0	10000	0.22	10000	0	10000	0.22	0	0	0	0					
	ALPANA MANGLA	1	5000	0	5000	0.11	5000	0	5000	0.11	0	0	0	0					
	POORNAM MANGLA	1	5000	0	5000	0.11	5000	0	5000	0.11	0	0	0	0					
	ARPANA JAIN	1	10000	0	10000	0.22	10000	0	10000	0.22	0	0	0	0					
	JITENDRAKUMAR GARG	1	10000	0	10000	0.22	10000	0	10000	0.22	0	0	0	0					
	SAROJ DALA GARG	1	5000	0	5000	0.11	5000	0	5000	0.11	0	0	0	0					
	ADYAS9718M	1	2000	0	2000	0.04	2000	0	2000	0.04	0	0	0	0					
	NEHA GARG	1	3000	0	3000	0.06	3000	0	3000	0.06	0	0	0	0					
	MAHANT GARG	1	4000	0	4000	0.09	4000	0	4000	0.09	0	0	0	0					
	DIPIKA GARG	1	3000	0	3000	0.06	3000	0	3000	0.06	0	0	0	0					
	PARSHOTTAMBAHAI NARANBAHAI GEVARIYA	1	300000	0	300000	6.47	300000	0	300000	6.47	0	0	0	0					
	VANITABEN PARSHOTTAMBAHAI GEVARIYA	1	150000	0	150000	3.24	150000	0	150000	3.24	0	0	0	0					
	NISHANT PARSHOTTAMBAHAI GEVARIYA	1	200000	0	200000	4.32	200000	0	200000	4.32	0	0	0	0					
	VINDOXUMAR BHAI/ABHAI GEVARIYA	1	100000	0	100000	2.16	100000	0	100000	2.16	0	0	0	0					
	VISHAL CHATURBHAI GEVARIYA	1	100000	0	100000	2.16	100000	0	100000	2.16	0	0	0	0					
	HANSABEN VINDOBAHAI GEVARIYA	1	100000	0	100000	2.16	100000	0	100000	2.16	0	0	0	0					
	MANISH VASANT THACKER HUF	1	250000	0	250000	5.39	250000	0	250000	5.39	0	0	0	0					
	(b) Central Government/State Government(s)	0	0	0	0	0	0	0	0	0	0	0	0	0					
	(c) Financial Institutions/Banks	0	0	0	0	0	0	0	0	0	0	0	0	0					
	(d) Any Other (Specify)	0	0	0	0	0	0	0	0	0	0	0	0	0					
	Sub Total (A)(1)	18	1304100	0	1304100	28.14199356	1304100	0	1304100	28.14199356	0	0	0	0					
	Foreign	0	0	0	0	0	0	0	0	0	0	0	0	0					
	(e) Individual/Non Resident Individual/Foreign Individual	0	0	0	0	0	0	0	0	0	0	0	0	0					
	(b) Government	0	0	0	0	0	0	0	0	0	0	0	0	0					
	(c) Institutions	0	0	0	0	0	0	0	0	0	0	0	0	0					
	(d) Foreign Portfolio Investor	0	0	0	0	0	0	0	0	0	0	0	0	0					
	(e) Any Other (Specify)	0	0	0	0	0	0	0	0	0	0	0	0	0					
	Sub Total (A)(2)	0	0	0	0	0	0	0	0	0	0	0	0	0					
	Total Shareholding of Promoter and Promoter Group (A)=(A)(1)+(A)(2)	18	1304100	0	1304100	28.14199356	1304100	0	1304100	28.14199356	0	0	0	0					



MANAGING DIRECTOR
KANUNGO FINANCIAL SERVICES PRIVATE LIMITED
DIN: 02487078

Table III - Statement showing shareholding pattern of the Public shareholder

	Category & Name of the Shareholders	PAN	Nos. of share holder	No. of fully paid up equity shares held	Partly paid-up equity shares held	Nos. of shares underlying Depository Receipts	Total nos. shares held	Shareholding % calculated as per SCRR, 1957 As a % of (A+B+C2)	Number of Voting Rights held in each class of securities			No. of Shares Underlying Outstanding convertible securities (including Warrants)	Total shareholding, as a % assuming full conversion of convertible securities (as a percentage of diluted share capital)	Number of Locked In shares		Number of Shares pledged or otherwise encumbered		Number of equity shares held in dematerialized form	
									No of Voting Rights					Total as a % of Total Voting rights	No. (a)	As a % of total Shares held (b)	No. (Not applicable) (a)		As a % of total shares held (Not applicable) (b)
									Class X	Class Y	Total								
	(i)	(ii)	(iii)	(iv)	(v)	(vi)	(vii)=(iv)+(v)+(vi)	(viii)	(ix)			(x)	(xi)=(vii)+(x)	(xii)		(xiii)	(xiv)		
	Institutions																		
(a)	Mutual Fund		0	0	0	0	0	0	0	0	0	0	0	0	0	0.00	0	0.00	0
(b)	Venture Capital Funds		0	0	0	0	0	0	0	0	0	0	0	0	0.00	0	0.00	0	
(c)	Alternate Investment Funds		0	0	0	0	0	0	0	0	0	0	0	0	0.00	0	0.00	0	
(d)	Foreign Venture Capital Investor		0	0	0	0	0	0	0	0	0	0	0	0	0.00	0	0.00	0	
(e)	Foreign Portfolio Investors		0	0	0	0	0	0	0	0	0	0	0	0	0.00	0	0.00	0	
(f)	Financial Institutions/Banks		0	0	0	0	0	0	0	0	0	0	0	0	0.00	0	0.00	0	
(g)	Insurance Companies		0	0	0	0	0	0	0	0	0	0	0	0	0.00	0	0.00	0	
(h)	Provident Fund/Pensions Funds		0	0	0	0	0	0	0	0	0	0	0	0	0.00	0	0.00	0	
(i)	Any Other Specify		0	0	0	0	0	0	0	0	0	0	0	0	0.00	0	0.00	0	
	Sub Total (B)(1)		0	0	0	0	0	0	0	0	0	0	0	0	0.00	0	0.00	0	
	Central Government/State Government/President of India		0	0	0	0	0	0	0	0	0	0	0	0	0.00	0	0.00	0	
	Sub Total (B)(2)		0	0	0	0	0	0	0	0	0	0	0	0	0.00	0	0.00	0	
	Non-Institutions																		
(a)	1. Individual Shareholders holding Nominal Share Capital Up to 2 Lacs		556	998900	0	0	998900	21.5558912	998900	0	998900	21.56	0	21.56	863000	86.40	0	0.00	863000
	2. Individual Shareholders holding Nominal Share Capital Above 2 Lacs		28	1795000	0	0	1795000	38.7354338	1795000	0	1795000	38.74	0	38.74	1795000	100.00	0	0.00	1795000
1	ANKIT NATUBHAI PATEL	AKGPP0621G		250000	0	0	250000	5.39490721	250000	0	250000	5.39	0	5.39	250000	100.00	0	0.00	250000
2	MOHAMMEDSARIF MUSABHAI RANGWALA	AAKPR0103R		150000	0	0	150000	3.23694432	150000	0	150000	3.24	0	3.24	150000	100.00	0	0.00	150000
3	AMIT JATHALAL PATEL	AUMPP5140N		100000	0	0	100000	2.15796288	100000	0	100000	2.16	0	2.16	100000	100.00	0	0.00	100000
4	angi v shah	ALLPM1658G		50000	0	0	50000	1.07898144	50000	0	50000	1.08	0	1.08	50000	100.00	0	0.00	50000
5	MAMTA JAGDISH BHATIA	AOSPB6918C		50000	0	0	50000	1.07898144	50000	0	50000	1.08	0	1.08	50000	100.00	0	0.00	50000
6	CHINKY VIJAYKUMAR MANGHRANI	ASTPM9376Q		50000	0	0	50000	1.07898144	50000	0	50000	1.08	0	1.08	50000	100.00	0	0.00	50000
7	MANISH RAJKUMAR UDHANI	AATPU2865N		50000	0	0	50000	1.07898144	50000	0	50000	1.08	0	1.08	50000	100.00	0	0.00	50000
8	KRISHNA VALLABH NEEMA	AAQPN6539H		50000	0	0	50000	1.07898144	50000	0	50000	1.08	0	1.08	50000	100.00	0	0.00	50000
9	RADHABEN JAMNALAL THAKKER	AAAMPT0162C		50000	0	0	50000	1.07898144	50000	0	50000	1.08	0	1.08	50000	100.00	0	0.00	50000
10	Manish Kumar Popatbhai Jivani	ADDPJ2134J		300000	0	0	300000	6.47388865	300000	0	300000	6.47	0	6.47	300000	100.00	0	0.00	300000
11	PARSHVA SHASHIKANT JHAVERI	ACEPS6463R		50000	0	0	50000	1.07898144	50000	0	50000	1.08	0	1.08	50000	100.00	0	0.00	50000
12	HETAL PARSHVA JHAVERI	AFUPS6545R		50000	0	0	50000	1.07898144	50000	0	50000	1.08	0	1.08	50000	100.00	0	0.00	50000
13	VARSHA MAHESHWARI	ACWPJ4403E		50000	0	0	50000	1.07898144	50000	0	50000	1.08	0	1.08	50000	100.00	0	0.00	50000



14	RAMESHKUMAR JADAVBHAI KATHIRIYA	ALOPK7238D	50000	0	0	0	50000	1.07898144	50000	0	50000	1.08	0	1.08	50000	100.00	0	0.00	50000
15	ARPIT NEEMA	AAQPN6543D	50000	0	0	0	50000	1.07898144	50000	0	50000	1.08	0	1.08	50000	100.00	0	0.00	50000
(b)	NBFCs Registered with RBI		0	0	0	0								0	0	0.00	0	0.00	0
(c)	Employee Trusts		0	0	0	0								0	0	0.00	0	0.00	0
(d)	Overseas Depositories (Holding DRs) (Balancing Figure)		0	0	0	0								0	0	0.00	0	0.00	0
(e)	Any other		28	536000	0	0	536000	11.5666811	536000	0	536000	11.566681	0	11.56668105	536000	100.00	0	0.00	536000
e1	bodies corporate		0	0	0	0													0
e2	resident indian huf		0	0	0	0													0
	JAMNALAL RUPSHIBHAI THAKKER HUF	AAAHJ8002K	50000	0	0	0	50000	1.07898144	50000	0	50000	1.0789814	0	1.08	50000	100.00	0	0.00	50000
	VARUN G SHAH		50000	0	0	0	50000	1.07898144	50000	0	50000	1.0789814	0	1.08	50000	100.00	0	0.00	50000
	GIRESH J SHAH	AAGHV4522E	50000	0	0	0	50000	1.07898144	50000	0	50000	1.0789814	0	1.08	50000	100.00	0	0.00	50000
	TULSIANI UDHAVDAS PERUMAL	AAHHS7259E	50000	0	0	0	50000	1.07898144	50000	0	50000	1.0789814	0	1.08	50000	100.00	0	0.00	50000
	Sub Total (B)(3)	AAAHU5800N	612	3329900	0	0	3329900	71.858006	3329900	0	3329900	71.86	0	71.86	3194000	68.93	0	0.00	3194000
	Total Public Shareholding (B) = (B)(1) + (B)(2) + B (3)		612	3329900	0	0	3329900	71.858006	3329900	0	3329900	71.86	0	71.86	3194000	68.93	0	0.00	3194000

FDR, KANUNGO FINANCIERS LIMITED

Sandeep Dave
DIRECTOR
SANDEEP DAVE
DIN: 02487078



Table IV - Statement showing shareholding pattern of the Non Promoter- Non Public shareholder

Category & Name of the Shareholders	PAN	No. of shareholder	No. of fully paid up equity shares held	Partly paid-up equity shares held	Nos. of shares underlying Depository Receipts	Total no. shares held	Shareholding % calculated as per SCRR, 1957 As a % of (A+B+C2)	Number of Voting Rights held in each class of securities			No. of Shares Underlying Outstanding convertible securities (Including Warrants)	Total shareholding, as a % assuming full conversion of convertible securities (as a percentage of diluted share capital)	Number of Locked in shares		Number of Shares pledged or otherwise encumbered		Number of equity shares held in dematerialized form (Not Applicable)	
								No of Voting Rights					Total as a % of Total Voting rights	No.	As a % of total shares held	No. (Not applicable)		As a % of total shares held (Not applicable)
								Class X	Class Y	Total								
(I)	(II)	(III)	(IV)	(V)	(VI)	(VII)=(IV)+(V)+(VI)	(VIII)	(IX)			(X)	(XI)= (VII)+(X)	(XII)		(XIII)	(XIV)		
1 Custodian/DR			0	0		0												
(a) Name of DR Holder (if Available)																		
2 Employees Benefit Trust (Under SEBI (Share Based Employee Benefit Regulation 2014)												0	0	0.00	0	0.00	0	
(a) Name of DR Holder (if Available)			0	0		0								0.00	0	0.00	0	
Total Non Promoter Non Public Shareholding (C)= (C)(1)+(C)(2)			0	0		0						0	0	0.00	0	0.00	0	



KANUNGO FINANCIERS LIMITED

DIRECTOR
 MANDEEP DAVE
 DIN: 02487078