

# भारतीय अक्षय ऊर्जा विकास संस्था लिमिटेड (भारत सरकार का प्रतिष्ठान)

## Indian Renewable Energy Development Agency Limited (A Government of India Enterprise)

कॉर्पोरेट कार्यालय : तीसरी मंजिल, अगस्त क्रान्ति भवन, भीकाएजी कामा प्लेस, नई दिल्ली-110066 भारत  
Corporate Office : 3rd Floor, August Kranti Bhawan, Bhikaiji Cama Place, New Delhi-110066 INDIA  
दूरभाष / Phone : +91-11-26717400-12 फ़ैक्स : +91-11-26717416 ई-मेल / E-mail : cmd@ireda.in  
वेबसाइट / Website : www.ireda.in CIN : U65100DL1987GOI027265

Date: November 20, 2023

To  
The Senior General Manager  
Dept. of Listing Operations  
BSE Limited,  
P J Towers, Dalal Street,  
Mumbai -400001, India

**The Associate Vice President**  
MSD - Non-Continuous Markets Group  
M/s. National Stock Exchange of India Limited  
Exchange Plaza  
Bandra Kurla Complex  
Bandra (E)  
Mumbai-400051

Dear Sir,

**Sub: Public Offer of equity shares of face value of Rs. 10 each of Indian Renewable Energy Development Agency Limited ("Company" and "Offer", respectively)**

The Board of Directors of the Company in its meeting held on November 20, 2023 and Promoter Selling Shareholder in consultation with the Book Running Lead Managers to the Offer, has finalized allocation of 20,10,19,726 Equity Shares to Anchor Investors at Anchor Investor allocation price of Rs. 32 per Equity Share (including share premium of Rs. 22 per Equity Share) in the following manner:


Sr no	Name of the Anchor Investor	No. of Equity Shares allocated	% of Anchor Investor Portion	Bid price (Rs. per Equity Share)
1	SBI BANKING & FINANCIAL SERVICES FUND	1,01,55,880	5.05	32
2	HDFC MUTUAL FUND - HDFC MULTI CAP FUND	46,87,400	2.33	32
3	HDFC MUTUAL FUND - HDFC BUSINESS CYCLE FUND	46,87,860	2.33	32
4	ICICI PRUDENTIAL PSU EQUITY FUND	46,87,400	2.33	32
5	ICICI PRUDENTIAL MIDCAP FUND	46,87,860	2.33	32

Page 1 of 6


पंजीकृत कार्यालय : प्रथम तल, कोर-4ए, ईस्ट कोर्ट, भारत पर्यावास केन्द्र, लोदी रोड, नई दिल्ली-110003 भारत  
Regd. Office : 1st Floor, Core-4A, East Court, India Habitat Centre, Lodhi Road, New Delhi-110003 INDIA  
दूरभाष / Phone : +91-11-24682206-19 फ़ैक्स / Fax : +91-11-24682202

FOLLOW US :  @IREDALimited  @IREDALtd  @iredaofficial

6	NIPPON LIFE INDIA TRUSTEE LTD- A/C NIPPON INDIA SMALL CAP FUND	70,31,100	3.50	32
7	NIPPON LIFE INDIA TRUSTEE LTD- A/C NIPPON INDIA BANKING & FINANCIAL SERVICES FUND	11,72,080	0.58	32
8	NIPPON LIFE INDIA TRUSTEE LTD- A/C NIPPON POWER & INFRA FUND	11,72,080	0.58	32
9	KOTAK INDIA EQ CONTRA FUND	4,94,960	0.25	32
10	KOTAK TAX SAVER SCHEME	8,22,020	0.41	32
11	KOTAK EQUITY OPPORTUNITIES FUND	24,66,980	1.23	32
12	KOTAK FLEXICAP FUND	24,66,980	1.23	32
13	KOTAK PIONEER FUND	5,75,460	0.29	32
14	KOTAK MAHINDRA TRUSTEE CO LTD A/C KOTAK MULTICAP FUND	16,44,500	0.82	32
15	KOTAK MAHINDRA TRUSTEE CO LTD A/C KOTAK BUSINESS CYCLE FUND	5,75,460	0.29	32
16	KOTAK MAHINDRA TRUSTEE CO LTD A/C KOTAK BANKING & FINANCIAL SERVICES FUND	3,28,900	0.16	32
17	ADITYA BIRLA SUN LIFE TRUSTEE PRIVATE LIMITED A/C ADITYA BIRLA SUN LIFE PSU EQUITY FUND	93,74,800	4.66	32
18	GOLDMAN SACHS FUNDS - GOLDMAN SACHS INDIA EQUITY PORTFOLIO	93,75,260	4.66	32
19	ASHOKA WHITEOAK ICAV - ASHOKA WHITEOAK INDIA OPPORTUNITIES FUND	93,75,260	4.66	32
20	KOTAK FUNDS - INDIA MIDCAP FUND	93,75,260	4.66	32
21	PUBLIC SECTOR PENSION INVESTMENT BOARD - IIFL ASSET MANAGEMENT LIMITED	1,25,00,040	6.22	32
22	SBI LIFE INSURANCE CO. LTD	93,75,260	4.66	32
23	ICICI PRUDENTIAL LIFE INSURANCE COMPANY LIMITED	78,12,640	3.89	32
24	HDFC LIFE INSURANCE COMPANY LIMITED	78,12,640	3.89	32
25	MAGNA UMBRELLA FUND PLC - MAGNA EM INCOME AND GROWTH FUND	62,50,020	3.11	32
26	DSP EQUITY OPPORTUNITIES FUND	27,07,100	1.35	32
27	DSP TAX SAVER FUND	35,42,920	1.76	32




28	INTEGRATED CORE STRATEGIES (ASIA) PTE. LTD.	62,50,020	3.11	32
29	SBI GENERAL INSURANCE COMPANY LIMITED	62,50,020	3.11	32
30	MAX LIFE INSURANCE COMPANY LIMITED A/C - ULIF00225/06/04LIFEBALANC104 - BALANCED FUND	31,93,320	1.59	32
31	MAX LIFE INSURANCE CO LTD PENSION MAXIMISER FUND (ULIF01715/02/13PENSMAXIMI104)	12,49,820	0.62	32
32	MAX LIFE INSURANCE CO LTD PENSION PRESERVERFUND(ULIF01815/02/13PENSPRESER104)	1,25,120	0.06	32
33	MAX LIFE INSURANCE COMPANY LIMITED A/C - ULIF00725/11/05PENSCONSER104 - PENSION CONSERVATIVE FUND	6,900	0.00	32
34	MAX LIFE INSURANCE COMPANY LIMITED A/C - ULGF00117/04/06GRATGROWTH104 - GROUP GRATUITY GROWTH FUND	1,09,480	0.05	32
35	MAX LIFE INSURANCE COMPANY LIMITED A/C - ULIF01004/10/06AMSRGUADYN104 - AMSURE GUARANTEED DYNAMIC FUND	3,220	0.00	32
36	UTI - BANKING AND FINANCIAL SERVICES FUND	46,87,860	2.33	32
37	BANDHAN EMERGING BUSINESSES FUND	23,43,700	1.17	32
38	BANDHAN FINANCIAL SERVICES FUND	23,44,160	1.17	32
39	SOCIETE GENERALE – ODI	42,19,120	2.10	32
40	GAM STAR EMERGING EQUITY	31,25,240	1.55	32
41	WHITEOAK CAPITAL MID CAP FUND	16,38,060	0.81	32
42	WHITEOAK CAPITAL MULTI CAP FUND	9,20,000	0.46	32
43	WHITEOAK CAPITAL ELSS TAX SAVER FUND	1,72,960	0.09	32
44	WHITEOAK CAPITAL LARGE CAP FUND	3,94,220	0.20	32
45	SUNDARAM MUTUAL FUND A/C SUNDARAM MULTI CAP FUND	14,06,220	0.70	32
46	SUNDARAM MUTUAL FUND A/C SUNDARAM MID CAP FUND	14,06,220	0.70	32



47	SUNDARAM MUTUAL FUND A/C SUNDARAM INFRASTRUCTURE ADVANTAGE FUND	3,12,800	0.16	32
48	BARODA BNP PARIBAS BANKING & FINANCIAL SERVICES FUND	5,62,120	0.28	32
49	BARODA BNP PARIBAS LARGE & MID CAP FUND	25,63,120	1.28	32
50	KOTAK MAHINDRA LIFE INSURANCE COMPANY LTD.	31,25,240	1.55	32
51	LIC MF LARGE & MID CAP FUND	31,25,240	1.55	32
52	RELIANCE NIPPON LIFE INSURANCE CO LIMITED	31,25,240	1.55	32
53	DURO ONE INVESTMENTS LIMITED	31,25,240	1.55	32
54	BNP PARIBAS ARBITRAGE - ODI	31,25,240	1.55	32
55	MOON CAPITAL TRADING PTE. LTD.	22,63,846	1.13	32
56	COPTHALL MAURITIUS INVESTMENT LIMITED - ODI ACCOUNT	15,62,620	0.78	32
57	KOTAK OPTIMUS AGGRESSIVE SCHEME	15,62,620	0.78	32
58	GOLDMAN SACHS (SINGAPORE) PTE. – ODI	15,62,620	0.78	32
<b>Total</b>		<b>20,10,19,726</b>	<b>100.00</b>	

Out of the above mentioned application, 13 Mutual funds have applied through a total of 32 schemes, scheme-wise details provided in table below:

Sr. No.	Name of the Scheme	No. of Equity Shares allocated	% of Anchor Investor Portion	Bis Price (Rs. Per Equity Share)
1	SBI BANKING & FINANCIAL SERVICES FUND	1,01,55,880	5.05	32
2	HDFC MUTUAL FUND - HDFC MULTI CAP FUND	46,87,400	2.33	32
3	HDFC MUTUAL FUND - HDFC BUSINESS CYCLE FUND	46,87,860	2.33	32
4	ICICI PRUDENTIAL PSU EQUITY FUND	46,87,400	2.33	32
5	ICICI PRUDENTIAL MIDCAP FUND	46,87,860	2.33	32
6	NIPPON LIFE INDIA TRUSTEE LTD-A/C NIPPON INDIA SMALL CAP FUND	70,31,100	3.50	32
7	NIPPON LIFE INDIA TRUSTEE LTD- A/C NIPPON INDIA BANKING & FINANCIAL SERVICES FUND	11,72,080	0.58	32
8	NIPPON LIFE INDIA TRUSTEE LTD-A/C NIPPON POWER & INFRA FUND	11,72,080	0.58	32
9	KOTAK INDIA EQ CONTRA FUND	4,94,960	0.25	32




10	KOTAK TAX SAVER SCHEME	8,22,020	0.41	32
11	KOTAK EQUITY OPPORTUNITIES FUND	24,66,980	1.23	32
12	KOTAK FLEXICAP FUND	24,66,980	1.23	32
13	KOTAK PIONEER FUND	5,75,460	0.29	32
14	KOTAK MAHINDRA TRUSTEE CO LTD A/C KOTAK MULTICAP FUND	16,44,500	0.82	32
15	KOTAK MAHINDRA TRUSTEE CO LTD A/C KOTAK BUSINESS CYCLE FUND	5,75,460	0.29	32
16	KOTAK MAHINDRA TRUSTEE CO LTD A/C KOTAK BANKING & FINANCIAL SERVICES FUND	3,28,900	0.16	32
17	ADITYA BIRLA SUN LIFE TRUSTEE PRIVATE LIMITED A/C ADITYA BIRLA SUN LIFE PSU EQUITY FUND	93,74,800	4.66	32
18	DSP EQUITY OPPORTUNITIES FUND	27,07,100	1.35	32
19	DSP TAX SAVER FUND	35,42,920	1.76	32
20	UTI - BANKING AND FINANCIAL SERVICES FUND	46,87,860	2.33	32
21	BANDHAN EMERGING BUSINESSES FUND	23,43,700	1.17	32
22	BANDHAN FINANCIAL SERVICES FUND	23,44,160	1.17	32
23	WHITEOAK CAPITAL MID CAP FUND	16,38,060	0.81	32
24	WHITEOAK CAPITAL MULTI CAP FUND	9,20,000	0.46	32
25	WHITEOAK CAPITAL ELSS TAX SAVER FUND	1,72,960	0.09	32
26	WHITEOAK CAPITAL LARGE CAP FUND	3,94,220	0.20	32
27	SUNDARAM MUTUAL FUND A/C SUNDARAM MULTI CAP FUND	14,06,220	0.70	32
28	SUNDARAM MUTUAL FUND A/C SUNDARAM MID CAP FUND	14,06,220	0.70	32
29	SUNDARAM MUTUAL FUND A/C SUNDARAM INFRASTRUCTURE ADVANTAGE FUND	3,12,800	0.16	32
30	BARODA BNP PARIBAS BANKING & FINANCIAL SERVICES FUND	5,62,120	0.28	32
31	BARODA BNP PARIBAS LARGE & MID CAP FUND	25,63,120	1.28	32
32	LIC MF LARGE & MID CAP FUND	31,25,240	1.55	32
	<b>TOTAL</b>	<b>8,51,58,420</b>	<b>42.36</b>	

As per the Securities and Exchange Board of India (Issue of Capital and Disclosure Requirement) Regulations, 2018, as amended, in case the Offer Price discovered through book building process is higher than the Anchor Investor allocation price, Anchor investors will be required to pay the difference by the pay-in as specified in the revised CAN.

Please note that capitalized terms used and not defined herein shall have the respective meaning ascribed to them in the Red Herring Prospectus dated November 11, 2023 filed with the Registrar of Companies, Delhi and Haryana.

We request you to make the above information public by disclosing the same on your website.

Thanking You,  
For **Indian Renewable Energy Development Agency Limited**

  
Ekta Madan  
Company Secretary and Compliance Officer

cc: **Securities and Exchange Board of India**  
Corporation Finance Department,  
Division of Issues and Listing,  
Plot No. C4 A, G Block,  
Bandra Kurla Complex, Bandra (East), Mumbai 400 051, India