

Format of Holding of Specified securities

1. Name of Listed Entity: SAMOR REALITY LIMITED Post Issue
2. Scrip Code/Name of Scrip/Class of Security: SARE,,EQUITY SHARES
3. Share Holding Pattern Filed under: Reg. 31(1)(a)/Reg.31(1)(b)/Reg.31(1)(c)
 a. if under 31(1)(b) then indicate the report for quarter ending 09/10/2021
 b. if under 31(1)(c) then indicate date of allotment/extinguishment
4. Declaration : The Listed entity is required to submit the following declaration to the extent of submission of information:

Particulars	YES*	NO*
a Whether the Listed Entity has issued any partly paid up shares		NO
b Whether the Listed Entity has issued any Convertible Securities or Warrants?		NO
c Whether the Listed Entity has any shares against which depository receipts are issued?		NO
d Whether the Listed Entity has any shares in locked-in?	YES	
e Whether any shares held by promoters are pledge or otherwise encumbered?		NO

*if the Listed Entity selects the option 'NO' for the questions above, the columns for the partly paid up shares, Outstanding Convertible Securities/Warrants, depository receipts, locked-in shares, No of shares pledged or otherwise encumbered by promoters, as applicable, shall not be displayed at the time of dissemination on the Stock Exchange website. Also wherever there is 'No' declared by Listed entity in above table the values will be considered as 'Zero' by default on submission of the format of holding of specified securities.

- 5 The tabular format for disclosure of holding of specified securities is as follows:

Samor Reality Limited



Director



Table I - Summary Statement holding of specified securities

Category	Category of Shareholder	No of Shareholders	No of fully paid up equity shares held	No of Partly paid-up equity shares held	No of Shares Underlying Depository Receipts	Total No of Shares Held (VII) = (IV)+(V)+(VI)	Shareholding as a % of total no of shares (As a % of (A+B+C2))	Number of Voting Rights held in each class of securities			No of Shares Underlying Outstanding convertible securities (Including Warrants)	Shareholding as a % assuming full conversion of convertible Securities (as a percentage of diluted share capital)	Number of Locked in Shares		Number of Shares pledged or otherwise encumbered		Number of equity shares held in dematerialized form	
								No of Voting Rights		Total as a % of (A+B+C)			No.	As a % of total Shares held	No.	As a % of total Shares held		
								Class X	Class Y	Total								
(I)	(II)	(III)	(IV)	(V)	(VI)	(VII)	(VIII)	(IX)			(X)	(XI)	(XII)		(XIII)	(XIV)		
(A)	Promoter & Promoter Group	3	2295000	0	0	2295000	53.37	2295000	0	2295000	53.37	0	53.37	2295000	100.00	0	0.00	2295000
(B)	Public	294	2005000	0	0	2005000	46.63	2005000	0	2005000	46.63	0	46.63	705000	35.16	NA	NA	2005000
(C)	Non Promoter-Non Public																	
(C1)	Shares underlying DRs	0	0	0	0	0	0.00	0	0	0	0.00	0	0.00	0	0.00	NA	NA	0
(C2)	Shares held by Employes Trusts	0	0	0	0	0	0.00	0	0	0	0.00	0	0.00	0	0.00	NA	NA	0
	Total:	297	4300000	0	0	4300000	100.00	4300000	0	4300000	100.00	0	100.00	3000000	69.77	0	0.00	4300000

Samor Realty Limited


Director



Table II - Statement showing shareholding pattern of the Promoter and Promoter Group

Category	Category & Name of the Shareholder	No of Shareholders	No of fully paid up equity shares held	No of Partly paid-up equity shares held	No of Shares Underlying Depository Receipts	Total No of Shares Held (IV+V+VI)	Shareholding as a % of total no of shares (calculated as per SCRR, 1957 (VIII) As a % of (A+B+C2)	Number of Voting Rights held in each class of securities			No of Shares Underlying Outstanding convertible securities (Including Warrants)	Shareholding as a % assuming full conversion of convertible Securities (as a percentage of diluted share capital) (VII)+(X) As a % of (A+B+C2)	Number of Locked in Shares		Number of Shares pledged or otherwise encumbered		Number of equity shares held in dematerialized form	
								No of Voting Rights					Total as a % of (A+B+C)	No.	As a % of total Shares held	No.		As a % of total Shares held
								Class X	Class Y	Total (X)								
	(I)	(III)	(IV)	(V)	(VI)	(VII)	(VIII)				(X)	(XI)	(XII)	(XIII)	(XIV)			
(1)	Indian																	
(a)	Individuals/Hindu undivided Family	2	2250000	0	0	2250000	52.33	2250000	0	2250000	52.33	0	52.33	2250000	100.00	0	0.00	2250000
	BIRJUKUMAR AJITBHAI SHAH	1	1249800	0	0	1249800	29.07	1249800	0	1249800	29.07	0	29.07	1249800	100.00	0	0.00	1249800
	JAGRUTIBEN BIRJUBHAI SHAH	1	1000200	0	0	1000200	23.26	1000200	0	1000200	23.26	0	23.26	1000200	100.00	0	0.00	1000200
(b)	Central Government/State Government(s)	0	0	0	0	0	0.00	0	0	0	0.00	0	0.00	0	0.00	0	0.00	0
(c)	Financial Institutions/Banks	0	0	0	0	0	0.00	0	0	0	0.00	0	0.00	0	0.00	0	0.00	0
(d)	Any Other	1	45000	0	0	45000	1.05	45000	0	45000	1.05	0	1.05	45000	100.00	0	0.00	45000
	PINKESH AJITBHAI SHAH	1	45000	0	0	45000	1.05	45000	0	45000	1.05	0	1.05	45000	100.00	0	0.00	45000
	Sub-Total (A)(1)	3	2295000	0	0	2295000	53.37	2295000	0	2295000	53.37	0	53.37	2295000	100.00	0	0.00	2295000
(2)	Foreign																	
(a)	Individuals (Non-Resident Individuals/Foreign Individual)	0	0	0	0	0	0.00	0	0	0	0.00	0	0.00	0	0.00	0	0.00	0
(b)	Government	0	0	0	0	0	0.00	0	0	0	0.00	0	0.00	0	0.00	0	0.00	0
(c)	Institutions	0	0	0	0	0	0.00	0	0	0	0.00	0	0.00	0	0.00	0	0.00	0
(d)	Foreign Portfolio Investor	0	0	0	0	0	0.00	0	0	0	0.00	0	0.00	0	0.00	0	0.00	0
(e)	Any Other	0	0	0	0	0	0.00	0	0	0	0.00	0	0.00	0	0.00	0	0.00	0
	Sub-Total (A)(2)	0	0	0	0	0	0.00	0	0	0	0.00	0	0.00	0	0.00	0	0.00	0
	Total Shareholding of Promoter and Promoter Group (A)	3	2295000	0	0	2295000	53.37	2295000	0	2295000	53.37	0	53.37	2295000	100.00	0	0.00	2295000

Samor Realty Limited



Director



Table III - Statement showing shareholding pattern of the Public shareholder

Category	Category & Name of the Shareholder	No of Shareholders	No of fully paid up equity shares held	No of Partly paid-up equity shares held	No of Shares Underlying Depository Receipts	Total No of Shares Held (IV+V+VI)	Shareholding as a % of total no of shares (A+B+C2)	Number of Voting Rights held in each class of securities			No of Shares Underlying Outstanding convertible securities (Including Warrants)	Shareholding as a % assuming full conversion of convertible Securities (as a percentage of diluted share capital)	Number of Locked in Shares		Number of Shares pledged or otherwise encumbered		Number of equity shares held in dematerialized form	
								No of Voting Rights		Total as a % of (A+B+C)			No.	As a % of total Shares held	No.	As a % of total Shares held		
								Class X	Class Y									Total (X)
	(I)	(III)	(IV)	(V)	(VI)	(VII)	(VIII)				(X)	(XI)	(XII)	(XIII)	(XIV)			
(1)	Institutions																	
(a)	Mutual Funds	0	0	0	0	0	0.00	0	0	0	0.00	0	0.00	0	0.00	0		
(b)	Venture Capital Funds	0	0	0	0	0	0.00	0	0	0	0.00	0	0.00	0	0.00	0		
(c)	Alternate Investment Funds	0	0	0	0	0	0.00	0	0	0	0.00	0	0.00	0	0.00	0		
(d)	Foreign Venture Capital Investors	0	0	0	0	0	0.00	0	0	0	0.00	0	0.00	0	0.00	0		
(e)	Foreign Portfolio Investors	0	0	0	0	0	0.00	0	0	0	0.00	0	0.00	0	0.00	0		
(f)	Financial Institutions/Banks	0	0	0	0	0	0.00	0	0	0	0.00	0	0.00	0	0.00	0		
(g)	Insurance Companies	0	0	0	0	0	0.00	0	0	0	0.00	0	0.00	0	0.00	0		
(h)	Provident Funds/Pension Funds	0	0	0	0	0	0.00	0	0	0	0.00	0	0.00	0	0.00	0		
(i)	Any Other																	
	Sub Total (B)(1)	0	0	0	0	0	0.00	0	0	0	0.00	0	0.00	0	0.00	0		
(2)	Central Government/State Government(s)/President of	0	0	0	0	0	0.00	0	0	0	0.00	0	0.00	0	0.00	0		
	Sub Total (B)(2)	0	0	0	0	0	0.00	0	0	0	0.00	0	0.00	0	0.00	0		
(3)	Non-Institutions																	
(a)	i. Individual shareholders holding nominal share capital up to Rs. 2 lakhs	270	678000	0	0	678000	15.77	678000	0	678000	15.77	0	15.77	0	0.00	NA	NA	678000
	ii. Individual shareholders holding nominal share capital in excess of Rs. 2 Lakhs	13	1059000	0	0	1059000	24.63	1059000	0	1059000	24.63	0	24.63	705000	66.57	NA	NA	1059000
	ROHIT DALPATBHAI SHAH	1	150000	0	0	150000	3.49	150000	0	150000	3.49	0	3.49	150000	100.00	NA	NA	150000
	RAM BALLABH KATTA	1	84000	0	0	84000	1.95	84000	0	84000	1.95	0	1.95	0	0.00	NA	NA	84000
	AKSHAY SEVANTILAL MEHTA	1	375000	0	0	375000	8.72	375000	0	375000	8.72	0	8.72	375000	100.00	NA	NA	375000
	MUKESH PREMCHAND SHAH	1	150000	0	0	150000	3.49	150000	0	150000	3.49	0	3.49	150000	100.00	NA	NA	150000
	PAYALBEN BHAVESHBHAI SHAH	1	66000	0	0	66000	1.53	66000	0	66000	1.53	0	1.53	0	0.00	NA	NA	66000
(b)	NBFCs Registered with RBI	0	0	0	0	0	0.00	0	0	0	0.00	0	0.00	0	0.00	NA	NA	0
(c)	Employee Trusts	0	0	0	0	0	0.00	0	0	0	0.00	0	0.00	0	0.00	NA	NA	0
(d)	Overseas Depositories (Holding DRs)(Balancing figure)	0	0	0	0	0	0.00	0	0	0	0.00	0	0.00	0	0.00	NA	NA	0
(e)	Any Other																	
	BODIES CORPORATES	5	256000	0	0	256000	5.95	256000	0	256000	5.95	0	5.95	0	0.00	NA	NA	256000
	SUNFLOWER BROKING PRIVATE LIMITED .	1	68000	0	0	68000	1.58	68000	0	68000	1.58	0	1.58	0	0.00	NA	NA	68000
	VIVID MERCANTILE LIMITED	1	62000	0	0	62000	1.44	62000	0	62000	1.44	0	1.44	0	0.00	NA	NA	62000
	NON RESIDENT INDIANS	6	12000	0	0	12000	0.28	12000	0	12000	0.28	0	0.28	0	0.00	NA	NA	12000
	Sub Total (B)(3)	294	2005000	0	0	2005000	46.63	2005000	0	2005000	46.63	0	46.63	705000	35.16			2005000
	Total Public Shareholding (B) = (B)(1)+(B)(2)+(B)(3)	294	2005000	0	0	2005000	46.63	2005000	0	2005000	46.63	0	46.63	705000	35.16			2005000

Samor Reality Limited



Director



Table IV - Statement showing shareholding pattern of the Non Promoter - Non Public Shareholder

Category	Category & Name of the Shareholder	PAN	No of Shareholders	No of fully paid up equity shares held	No of Partly paid-up equity shares held	No of Shares Underlying Depository Receipts	Total No of Shares Held (IV+V+VI)	Shareholding as a % of total no of shares (A+B+C2)	Number of Voting Rights held in each class of securities			No of Shares Underlying Outstanding convertible securities (Including Warrants)	Shareholding as a % assuming full conversion of convertible Securities (as a percentage of diluted share capital)	Number of Locked in Shares		Number of Shares pledged or otherwise encumbered		Number of equity shares held in dematerialized form	
									No of Voting Rights		Total as a % of (A+B+C)			No.	As a % of total Shares held	No.	As a % of total Shares held		
									Class X	Class Y									Total
	(I)	(II)	(III)	(IV)	(V)	(VI)	(VII)	(VIII)	(IX)			(X)	(XI)	(XII)		(XIII)	(XIV)		
(1)	Custodian/DR Holder		0	0	0	0	0	0.00	0	0	0	0.00	0	0.00	0	0.00	NA	NA	0
(2)	Employee Benefit Trust (under SEBI(Share based Employee Benefit) Reg)		0	0	0	0	0	0.00	0	0	0	0.00	0	0.00	0	0.00	NA	NA	0
	Total Non-Promoter-Non Public Shareholding (C) = (C)(1)+(C)(2)		0	0	0	0	0	0.00	0	0	0	0.00	0	0.00	0	0.00			0

Samor Reality Limited


Director



Details of the shareholders acting as persons in Concert including their Shareholding:			
Name of Shareholder	Name of PAC	No of shares	Holding%
Total:		0	0

Samor Realty Limited



Director



Details of Shares which remain unclaimed may be given hear along with details such as number of shareholders,

No of Shareholders	No of shares
Not Applicable	

Samor Reality Limited


Director

