

February 20, 2024

To,

The Senior General Manager Dept. of Listing Operations BSE Limited, P J Towers, Dalal Street, Mumbai -400001	The Associate Vice President MSD - Non-Continuous Markets Group National Stock Exchange of India Limited Exchange Plaza, Bandra Kurla Complex Bandra (E), Mumbai-400051
--	---

Dear Sir / Madam,

Sub: Initial public offering of equity shares of face value of Rs. 10/- each ("Equity Shares") of Juniper Hotels Limited ("Company" and "Issue", respectively)


The IPO committee of the board of directors of our Company ("IPO Committee") at its meeting held on February 20, 2024, in consultation with JM Financial Limited, CLSA India Private Limited and ICICI Securities Limited ("**Book Running Lead Managers**"), has finalized allocation of 2,25,00,000 Equity Shares, to Anchor Investors at Anchor Investor Allocation Price of Rs. 360 per Equity Share (including share premium of Rs. 350 per Equity Share) in the following manner:

Sr. No.	Name of the Anchor Investor	No. of Equity Shares allocated	% of Anchor Investor Portion	Bid price (Rs. per Equity Share)	Total Amount Allocated (Rs.)
1.	FIDELITY FUNDS - SUSTAINABLE CONSUMER BRANDS POOL	3,67,920	1.64%	360	13,24,51,200
2.	FIDELITY FUNDS - INDIA FOCUS FUND	11,59,840	5.15%	360	41,75,42,400
3.	GOVERNMENT PENSION FUND GLOBAL	15,27,760	6.79%	360	54,99,93,600
4.	KOTAK MAHINDRA TRUSTEE CO LTD A/C KOTAK MULTICAP FUND	27,77,760	12.35%	360	99,99,93,600
5.	KOTAK EQUITY SAVINGS FUND	2,77,760	1.23%	360	9,99,93,600
6.	TATA MULTI ASSET OPPORTUNITIES FUND	4,16,680	1.85%	360	15,00,04,800
7.	TATA BUSINESS CYCLE FUND	2,77,800	1.23%	360	10,00,08,000
8.	TATA MULTICAP FUND	6,94,440	3.09%	360	24,99,98,400
9.	QUANT MUTUAL FUND - QUANT CONSUMPTION FUND	5,55,560	2.47%	360	20,00,01,600
10.	QUANT MUTUAL FUND - QUANT MOMENTUM FUN	3,61,080	1.60%	360	12,99,88,800
11.	ASHOKA WHITEOAK ICAV - ASHOKA WHITEOAK INDIA OPPORTUNITIES FUND	9,16,640	4.07%	360	32,99,90,400
12.	BARODA BNP PARIBAS MULTI CAP FUND	6,40,240	2.85%	360	23,04,86,400
13.	BARODA BNP PARIBAS AGGRESSIVE HYBRID FUND	3,06,000	1.36%	360	11,01,60,000
14.	BARODA BNP PARIBAS BUSINESS CYCLE FUND	1,64,880	0.73%	360	5,93,56,800
15.	ICICI PRUDENTIAL LIFE INSURANCE COMPANY LIMITED	9,02,750	4.01%	360	32,49,90,000
16.	HDFC Life Insurance company Limited	9,02,750	4.01%	360	32,49,90,000
17.	THE PRUDENTIAL ASSURANCE COMPANY LIMITED	9,02,750	4.01%	360	32,49,90,000
18.	CAMRIGNAC PORTFOLIO	8,33,360	3.70%	360	30,00,09,600
19.	HSBC GLOBAL INVESTMENT FUNDS - ASIA EX JAPAN EQUITY SMALLER COMPANIES	7,77,800	3.46%	360	28,00,08,000
20.	INVESCO INDIA EQUITY FUND	7,77,800	3.46%	360	28,00,08,000
21.	JUPITER INDIA FUND	6,34,760	2.82%	360	22,85,13,600
22.	THE JUPITER GLOBAL FUND-JUPITER INDIA SELECT	1,43,040	0.64%	360	5,14,94,400

Juniper Hotels Limited (Formerly known as Juniper Hotels Private Limited)
CIN: U5510MH1985PLC152863

Registered Office Address: off Western Express Highway, Santacruz (East)
Mumbai, Maharashtra 400055, India


complianceofficer@juniperhotels.com
022-66761000/1012
www.juniperhotels.com




23.	NS PARTNERS TRUST	3,88,900	1.73%	360	14,00,04,000
24.	NEDGROUP INVESTMENTS FUNDS PLC - GLOBAL EMERGING MARKETS EQUITY FUND	3,88,900	1.73%	360	14,00,04,000
25.	ADITYA BIRLA SUN LIFE INSURANCE COMPANY LIMITED	5,55,520	2.47%	360	19,99,87,200
26.	MARSHALL WACE INVESTMENT STRATEGIES - EUREKA FUND	5,55,520	2.47%	360	19,99,87,200
27.	NATIXIS INTERNATIONAL FUNDS (LUX) I - LOOMIS SAYLES GLOBAL EMERGING MARKETS EQUITY FUND	2,77,800	1.23%	360	10,00,08,000
28.	QSF	1,57,080	0.70%	360	5,65,48,800
29.	SCHRODER INTERNATIONAL SELECTION FUND - SUSTAINABLE ASIAN EQUITY	2,31,960	1.03%	360	8,35,05,600
30.	SCHRODER INTERNATIONAL OPPORTUNITIES PORTFOLIO - SCHRODER ASIA MORE(PLUS)	1,66,480	0.74%	360	5,99,32,800
31.	Winro Commercial (India) Limited	5,41,630	2.41%	360	19,49,86,800
32.	BANDHAN INFRASTRUCTURE FUND	4,02,760	1.79%	360	14,49,93,600
33.	BANDHAN RETIREMENT FUND	13,920	0.06%	360	50,11,200
34.	KOTAK FUNDS - INDIA MIDCAP FUND	3,05,560	1.36%	360	11,00,01,600
35.	HELIOS FLEXI CAP FUND	3,33,320	1.48%	360	11,99,95,200
36.	EDELWEISS TRUSTEESHIP CO LTD AC - EDELWEISS MF AC - EDELWEISS AGGRESSIVE HYBRID FUND	83,320	0.37%	360	2,99,95,200
37.	EDELWEISS TRUSTEESHIP CO LTD AC - EDELWEISS MF AC EDELWEISS RECENTLY LISTED IPO FUND	1,94,480	0.86%	360	7,00,12,800
38.	OPTIMIX WHOLESALE GLOBAL EMERGING MARKETS SHARE TRUST	1,38,920	0.62%	360	5,00,11,200
39.	GAM MULTISTOCK - EMERGING MARKETS EQUITY	1,38,920	0.62%	360	5,00,11,200
40.	AVENDUS ABSOLUTE RETURN FUND	1,38,920	0.62%	360	5,00,11,200
41.	TATA AIA LIFE INSURANCE COMPANY LIMITED A/c SMALL CAP DISCOVERY FUND (ULIF 071 22/05/23 SCF 110)	1,38,920	0.62%	360	5,00,11,200
42.	GOLDMAN SACHS (SINGAPORE) PTE. - ODI	8,88,880	3.95%	360	31,99,96,800
43.	SOCIETE GENERALE- ODI	1,38,920	0.62%	360	5,00,11,200
Total		2,25,00,000	100.00%		8,10,00,00,000

Out of the total allocation of 2,25,00,000 Equity Shares to the Anchor Investors, 75,00,000 Equity Shares (i.e., 33.33% of the total allocation to Anchor Investors) were allocated to 7 domestic mutual funds, which have applied through a total of 15 schemes. Scheme-wise details provided in table below:

Sr. No.	Name of the Scheme	No. of Equity Shares allocated	Number of Equity Shares allocated as a percentage of Equity Shares available for allocation under the Anchor Investor Portion (%)	Anchor Investor Allocation Price (₹)	Total Amount (₹ million)
1	KOTAK MAHINDRA TRUSTEE CO LTD A/C KOTAK MULTICAP FUND	27,77,760	12.35%	360	99,99,93,600
2	KOTAK EQUITY SAVINGS FUND	2,77,760	1.23%	360	9,99,93,600
3	TATA MULTI ASSET OPPORTUNITIES FUND	4,16,680	1.85%	360	15,00,04,800
4	TATA BUSINESS CYCLE FUND	2,77,800	1.23%	360	10,00,08,000
5	TATA MULTICAP FUND	6,94,440	3.09%	360	24,99,98,400
6	QUANT MUTUAL FUND - QUANT CONSUMPTION FUND	5,55,560	2.47%	360	20,00,01,600



7	QUANT MUTUAL FUND - QUANT MOMENTUM FUN	3,61,080	1.60%	360	12,99,88,800
8	BARODA BNP PARIBAS MULTI CAP FUND	6,40,240	2.85%	360	23,04,86,400
9	BARODA BNP PARIBAS AGGRESSIVE HYBRID FUND	3,06,000	1.36%	360	11,01,60,000
10	BARODA BNP PARIBAS BUSINESS CYCLE FUND	1,64,880	0.73%	360	5,93,56,800
11	BANDHAN INFRASTRUCTURE FUND	4,02,760	1.79%	360	14,49,93,600
12	BANDHAN RETIREMENT FUND	13,920	0.06%	360	50,11,200
13	HELIOS FLEXI CAP FUND	3,33,320	1.48%	360	11,99,95,200
14	EDELWEISS TRUSTEESHIP CO LTD AC - EDELWEISS MF AC - EDELWEISS AGGRESSIVE HYBRID FUND	83,320	0.37%	360	2,99,95,200
15	EDELWEISS TRUSTEESHIP CO LTD AC - EDELWEISS MF AC EDELWEISS RECENTLY LISTED IPO FUND	1,94,480	0.86%	360	7,00,12,800
Total		75,00,000	33.33%		2,70,00,00,000


As per the Securities and Exchange Board of India (Issue of Capital and Disclosure Requirements) Regulations, 2018, as amended, in case the Issue Price discovered through the book building process is higher than the Anchor Investor Allocation Price, Anchor Investors will be required to pay the difference by the Anchor Investor Pay-in Date as specified in the revised CAN.

Please note that capitalized terms used and not defined herein shall have the respective meaning ascribed to them in the red herring prospectus dated February 13, 2024 filed with the Registrar of Companies, Maharashtra at Mumbai, and thereafter with SEBI and the Stock Exchanges.


We request you to make the above information public by disclosing the same on your website.

Thanking You,

For, Juniper Hotels Limited



Authorised Signatory



Name: Sandeep Joshi

Designation: Company Secretary and Compliance Officer

cc: **Securities and Exchange Board of India**
Corporation Finance Department,
Division of Issues and Listing,
Plot No. C4 A, G Block
Bandra Kurla Complex, Bandra (East)
Mumbai 400 051, India