



# DIKSAT TRANSWORLD LTD.

## Holding of Specified Securities


### Annexure - I

1. Name of Listed Entity: DIKSAT TRANSWORLD LIMITED	
2. Scrip Code/Name of Scrip/Class of Security	
3. Share Holding Pattern Filed under: Reg. 31(1)(a)/Reg. 31(1)(b)/Reg.31(1)(c)	
a. If under 31(1)(b) then indicate the report for Quarter ending	13-10-2016
b. If under 31(1)(c) then indicate date of allotment/extinguishment	
4. Declaration: The Listed entity is required to submit the following declaration to the extent of submission of information:-	

Particulars	Yes*	No*
1 Whether the Listed Entity has issued any partly paid up shares?	-	-
2 Whether the Listed Entity has issued any Convertible Securities or Warrants?	-	-
3 Whether the Listed Entity has any shares against which depository receipts are issued?	-	-
4 Whether the Listed Entity has any shares in locked-in?	Yes	-
5 Whether any shares held by promoters are pledge or otherwise encumbered?	-	-

\* If the Listed Entity selects the option 'No' for the questions above, the columns for the partly paid up shares, Outstanding Convertible Securities/Warrants, depository receipts, locked-in shares, No of shares pledged or otherwise encumbered by promoters, as applicable, shall not be displayed at the time of dissemination on the Stock Exchange website. Also wherever there is 'No' declared by Listed Entity in above table the values will be considered as 'Zero' by default on submission of the format of holding of specified securities.





# DIKSAT TRANSWORLD LTD.

Table 1 - SUMMARY STATEMENT HOLDING OF SPECIFIED SECURITIES

Category (i)	Category of shareholder (ii)	No. of Share holders (iii)	No. of fully paid up equity Share held (iv)	No. of Partly paid-up equity Share held (v)	No. of shares underlying Depository Receipts (vi)	Total nos. shares held (vii) = (iv) + (v) + (vi)	Shareholding as a % of total no. of shares (calculated as SCRR 1957) (viii) = (vii) / (i) * 100	Number of Voting Rights held in each class of securities (ix)			Shareholding as a % assuming full conversion of convertible securities as a % of diluted share capital (X) = (xi) / (i) * 100	Number of Locked in shares (xii)		Number of Shares pledged or otherwise encumbered (xiii)		Number of equity shares held in dematerialized form (xiv)	
								No. of Voting Rights				As a % of total shares held (b)	No. (a)	As a % of total shares held (b)	No. (a)		As a % of total shares held (b)
								Class Equity	Class Others	Total							
(A)	Promoter & Promoter Group	5	12531820	0	0	12531820	72.8048	12531820	72.8048	0	12531820	72.8048	0	0.0000	12531820		
(B)	Public	456	4681095	0	4681095	4681095	27.1952	4681095	27.1952	0	73095	0.4247	0	0	4681095		
(C)	Non Promoter-Non Public	0	0	0	0	0	0.0000	0	0.0000	0	0	0.0000	0	0	0		
(C1)	Shares underlying DRs	0	0	0	0	0	0.0000	0	0.0000	0	0	0.0000	0	0	0		
(C2)	Shares held by Employee Trusts	0	0	0	0	0	0.0000	0	0.0000	0	0	0.0000	0	0	0		
	<b>Total</b>	<b>461</b>	<b>17212915</b>	<b>0</b>	<b>17212915</b>	<b>17212915</b>	<b>100.0000</b>	<b>17212915</b>	<b>100.0000</b>	<b>0</b>	<b>12804915</b>	<b>73.2294</b>	<b>0</b>	<b>0</b>	<b>17139920</b>		




Table II - STATEMENT SHOWING SHAREHOLDING PATTERN OF THE PROMOTER AND PROMOTER GROUP

Category & Name of the shareholders (i)	PAN (ii)	No of Share holders (iii)	No of fully paid up equity Shares held (iv)	Partly paid-up equity Share held (v)	No. of underlying Depository Receipts (vi)	Total nos. shares held (vii) = (iv)+(v)+(vi)	Shareholding % calculated as per SCRR, 1957 As a % of (A+B+C) (viii)	Number of Voting Rights held in each class of securities (ix)			No. of Shares Underlying convertible securities (including Warrants) (X)	Shareholding, as a % assuming conversion of convertible securities as a % of diluted share capital (X)/(VII)+(X) As a % of (A+B+C2)	Number of Locked in shares (xi)		Number of Shares pledged or otherwise encumbered (xii)	Number of equity shares held in dematerialized form (xiii)	
								Class Equity	Class Others	Total			No. (a)	As a % of shares held (b)			No. (a)
<b>1. Indian</b>																	
(a) Individual/Hindu undivided Family																	
Dharmasathan vadav			4847293	0	0	4847293	28.1606	4847293	28.1606	0	0.0000	0	28.1606	4847293	28.1606	0	4847293
Thiruvempadam Thyagarathan			852335	0	0	852335	4.9517	852335	4.9517	0	0.0000	0	4.9517	852335	4.9517	0	852335
Meenakshi vadav			1413275	0	0	1413275	8.2105	1413275	8.2105	0	0.0000	0	8.2105	1413275	8.2105	0	1413275
Harini Vadav D			2709596	0	0	2709596	15.7418	2709596	15.7418	0	0.0000	0	15.7418	2709596	15.7418	0	2709596
Karishma Vadav D			2709521	0	0	2709521	15.7400	2709521	15.7400	0	0.0000	0	15.7400	2709521	15.7400	0	2709521
<b>Total</b>			<b>12531820</b>	<b>0</b>	<b>0</b>	<b>12531820</b>	<b>72.8048</b>	<b>12531820</b>	<b>72.8048</b>	<b>0</b>	<b>0.0000</b>	<b>0</b>	<b>72.8048</b>	<b>12531820</b>	<b>72.8048</b>	<b>0</b>	<b>12531820</b>
(b) Central Government/State Governments			0	0	0	0	0.0000	0	0.0000	0	0.0000	0	0.0000	0	0.0000	0	0.0000
<b>Total</b>			<b>0</b>	<b>0</b>	<b>0</b>	<b>0</b>	<b>0.0000</b>	<b>0</b>	<b>0.0000</b>	<b>0</b>	<b>0.0000</b>	<b>0</b>	<b>0.0000</b>	<b>0</b>	<b>0.0000</b>	<b>0</b>	<b>0.0000</b>
(c) Financial Institutions/Banks			0	0	0	0	0.0000	0	0.0000	0	0.0000	0	0.0000	0	0.0000	0	0.0000
<b>Total</b>			<b>0</b>	<b>0</b>	<b>0</b>	<b>0</b>	<b>0.0000</b>	<b>0</b>	<b>0.0000</b>	<b>0</b>	<b>0.0000</b>	<b>0</b>	<b>0.0000</b>	<b>0</b>	<b>0.0000</b>	<b>0</b>	<b>0.0000</b>
(d) Any Other/DIRECTORS RELATIVES			9090	0	0	9090	0.0417	9090	0.0417	0	0.0000	0	0.0417	9090	0.0417	0	9090
SUNASEELAN			9090	0	0	9090	0.0417	9090	0.0417	0	0.0000	0	0.0417	9090	0.0417	0	9090
<b>Sub-Total (A1)</b>			<b>12531820</b>	<b>0</b>	<b>0</b>	<b>12531820</b>	<b>72.8048</b>	<b>12531820</b>	<b>72.8048</b>	<b>0</b>	<b>0.0000</b>	<b>0</b>	<b>72.8048</b>	<b>12531820</b>	<b>72.8048</b>	<b>0</b>	<b>12531820</b>
<b>2. Foreign</b>																	
(a) Individual/Non-Resident Individual/Foreign Individuals			0	0	0	0	0.0000	0	0.0000	0	0.0000	0	0.0000	0	0.0000	0	0.0000
<b>Total</b>			<b>0</b>	<b>0</b>	<b>0</b>	<b>0</b>	<b>0.0000</b>	<b>0</b>	<b>0.0000</b>	<b>0</b>	<b>0.0000</b>	<b>0</b>	<b>0.0000</b>	<b>0</b>	<b>0.0000</b>	<b>0</b>	<b>0.0000</b>
(b) Government			0	0	0	0	0.0000	0	0.0000	0	0.0000	0	0.0000	0	0.0000	0	0.0000
<b>Total</b>			<b>0</b>	<b>0</b>	<b>0</b>	<b>0</b>	<b>0.0000</b>	<b>0</b>	<b>0.0000</b>	<b>0</b>	<b>0.0000</b>	<b>0</b>	<b>0.0000</b>	<b>0</b>	<b>0.0000</b>	<b>0</b>	<b>0.0000</b>
(c) Institutions			0	0	0	0	0.0000	0	0.0000	0	0.0000	0	0.0000	0	0.0000	0	0.0000
<b>Total</b>			<b>0</b>	<b>0</b>	<b>0</b>	<b>0</b>	<b>0.0000</b>	<b>0</b>	<b>0.0000</b>	<b>0</b>	<b>0.0000</b>	<b>0</b>	<b>0.0000</b>	<b>0</b>	<b>0.0000</b>	<b>0</b>	<b>0.0000</b>
(d) Foreign Portfolio Investor			0	0	0	0	0.0000	0	0.0000	0	0.0000	0	0.0000	0	0.0000	0	0.0000
<b>Total</b>			<b>0</b>	<b>0</b>	<b>0</b>	<b>0</b>	<b>0.0000</b>	<b>0</b>	<b>0.0000</b>	<b>0</b>	<b>0.0000</b>	<b>0</b>	<b>0.0000</b>	<b>0</b>	<b>0.0000</b>	<b>0</b>	<b>0.0000</b>
<b>Sub-Total (A2)</b>			<b>0</b>	<b>0</b>	<b>0</b>	<b>0</b>	<b>0.0000</b>	<b>0</b>	<b>0.0000</b>	<b>0</b>	<b>0.0000</b>	<b>0</b>	<b>0.0000</b>	<b>0</b>	<b>0.0000</b>	<b>0</b>	<b>0.0000</b>
<b>Total Shareholding of Promoter and Promoter Group (A) = (A1)+(A2)</b>			<b>12531820</b>	<b>0</b>	<b>0</b>	<b>12531820</b>	<b>72.8048</b>	<b>12531820</b>	<b>72.8048</b>	<b>0</b>	<b>0.0000</b>	<b>0</b>	<b>72.8048</b>	<b>12531820</b>	<b>72.8048</b>	<b>0</b>	<b>12531820</b>

Details of Shares which remain unclaimed may be given hear along with details such as number of shareholders, outstanding shares held in demat/unclaimed suspense account, voting rights which are frozen etc.

Note:  
 (1) PAN would not be displayed on website of Stock Exchange(s).  
 (2) The term "Encumbrance" has the same meaning as assigned under regulation 2B(3) of SEBI (Substantial Acquisition of Shares and Takeovers) Regulations, 2011.






Table III - STATEMENT SHOWING SHAREHOLDING PATTERN OF THE PUBLIC SHAREHOLDER

Category & Name of the shareholders (I)	PAN (II)	No. of Share holders (III)	No. of fully paid up equity Share held (IV)	Party paid-up equity Share held (V)	No. of shares underlying Depository Receipts (VI)	Total nos. shares held (VII) = (IV)+(V)+(VI)	Shareholding % as per SCRR, 1957 As a % of (A+B+C2) (VIII)	Number of Voting Rights (IX)			No. of Shares Underlying Outstanding convertible securities (including Warrants) (X)	Total Shareholding as a % assuming full conversion of convertible securities as a percentage of diluted share capital (XI) = (VII)+(X) (A+B+C2)	Number of Locked in shares (XII)	Number of Shares pledged or otherwise encumbered (XIII)		Number of equity shares held in dematerialized form (XIV)	
								No. of Voting Rights						As a % of total shares held (B)	As a % of total shares held (B)		As a % of total shares held (B)
								Class Equity	Class Others	Total							
<b>1 Institutions</b>																	
(a) Mutual Funds		0	0	0	0	0	0.0000	0	0	0	0.0000	0	0.0000	0	0.0000	0	
(b) Venture Capital Funds		0	0	0	0	0	0.0000	0	0	0	0.0000	0	0.0000	0	0.0000	0	
(c) Alternate Investment Funds		0	0	0	0	0	0.0000	0	0	0	0.0000	0	0.0000	0	0.0000	0	
(d) Foreign Venture Capital Investors		0	0	0	0	0	0.0000	0	0	0	0.0000	0	0.0000	0	0.0000	0	
(e) Foreign Portfolio Investors		0	0	0	0	0	0.0000	0	0	0	0.0000	0	0.0000	0	0.0000	0	
(f) Financial Institutions/Banks		0	0	0	0	0	0.0000	0	0	0	0.0000	0	0.0000	0	0.0000	0	
(g) Insurance Companies		0	0	0	0	0	0.0000	0	0	0	0.0000	0	0.0000	0	0.0000	0	
(h) Provident Funds/ Pension Funds		0	0	0	0	0	0.0000	0	0	0	0.0000	0	0.0000	0	0.0000	0	
SUB TOTAL (BI(1))		0	0	0	0	0	0.0000	0	0	0	0.0000	0	0.0000	0	0.0000	0	
<b>2 Central / State government(s)</b>																	
(a) Central Government/ State Government(s)/President of India		0	0	0	0	0	0.0000	0	0	0	0.0000	0	0.0000	0	0.0000	0	
SUB TOTAL (BI(2))		0	0	0	0	0	0.0000	0	0	0	0.0000	0	0.0000	0	0.0000	0	
<b>3 Non-institutions</b>																	
(a) Individuals - i. Individual shareholders holding nominal share capital up to Rs. 2 lakhs.		419	1485590	0	0	1485590	8.6307	1485590	0	1485590	8.6307	38590	0.2126	0	0.0000	1449000	
(b) Individuals - ii. Individual shareholders holding nominal share capital in excess of Rs. 2 lakhs.		24	1257000	0	0	1257000	7.3027	1257000	0	1257000	7.3027	0	0.0000	0	0.0000	1257000	
(c) NBFCs registered with RBI		0	0	0	0	0	0.0000	0	0	0	0.0000	0	0.0000	0	0.0000	0	
(d) Employee Trusts		0	0	0	0	0	0.0000	0	0	0	0.0000	0	0.0000	0	0.0000	0	
(e) Overseas Depositories (holding DRs) (balancing figure)		0	0	0	0	0	0.0000	0	0	0	0.0000	0	0.0000	0	0.0000	0	
(f) Any Other (BODIES CORPORATE)		10	1902000	0	0	1902000	11.0498	1902000	0	1902000	11.0498	0	0.0000	0	0.0000	1902000	
M/S ARYAMAN CAPITAL MARKETS LIMITED		1	240000	0	0	240000	1.3943	240000	0	240000	1.3943	0	0.0000	0	0.0000	240000	
M/S E TRICKS ENTERPRISES PRIVATE LIMITED		1	231000	0	0	231000	1.3420	231000	0	231000	1.3420	0	0.0000	0	0.0000	231000	
M/S GEET INFRACON PRIVATE LIMITED		1	495000	0	0	495000	2.9529	495000	0	495000	2.9529	0	0.0000	0	0.0000	495000	
OVERSKUD MULTI ASSET MANAGEMENT PRIVATE		1	306000	0	0	306000	1.7777	306000	0	306000	1.7777	0	0.0000	0	0.0000	306000	
(g) Any Other (EMPLOYEE)		3	38505	0	0	38505	0.2131	38505	0	38505	0.2131	38505	0.2131	0	0.0000	0	
SUB TOTAL (BI(3))		468	4681095	0	0	4681095	27.1852	4681095	0	4681095	27.1852	73095	0.4247	0	0.0000	4681000	
Total of shares held in dematerialized form (B) = (BI(1)+(BI(2)+(BI(3))		468	4681095	0	0	4681095	27.1852	4681095	0	4681095	27.1852	73095	0.4247	0	0.0000	4681000	

Details of the shareholders acting as persons in Concert including their Shareholding (No. and %): 0  
 Note: (1) PAN would not be displayed on website of Stock Exchange(s).  
 (2) The above format needs to be disclosed along with the name of following persons: Institutions/Non-Institutions holding more than 1% of total number of shares.

Handwritten signature or initials.



DIKSAT TRANSWORLD LTD.

Table IV - STATEMENT SHOWING SHAREHOLDING PATTERN OF THE NON PROMOTER - NON PUBLIC SHAREHOLDER

Category & Name of the shareholders (i)	PAN (ii)	No. of Share holders (iii)	No. of fully paid up equity Share held (iv)	Party paid-up equity Share held (v)	No. of shares underlying Depository Receipts (vi)	Total no. shares held (vii) = (iv)+(v)+(vi)	Shareholding % calculated as per SCRR, 1957 As a % of (A+B+C2) (viii)	Number of Voting Rights			Total Shareholding as a % assuming full conversion of convertible securities as a % of diluted share capital (2014) = (ix) + (x) + (xi) (A+B+C2)	Number of Locked in shares (xii)	Number of Shares pledged or otherwise encumbered (xiii)	Number of equity shares held in dematerialized form (xiv)			
								No. of Voting Rights							As a % of total shares held (v)	No. (not applicable) (vi)	As a % of total shares held (vii)
								Class Equity X	Class Others Y	Total							
1 Custodian/DOR Holder		0	0	0	0	0	0.0000	0	0	0	0.0000	0	0	0	0		
2 Employee Benefit Trust (under SEBI (Share based Employee Benefit) Regulations, 2014)		0	0	0	0	0	0.0000	0	0	0	0.0000	0	0	0	0	0	
Total Non Promoter- Non Public Shareholding (C)=(1)+(2)		0	0	0	0	0	0.0000	0	0	0	0.0000	0	0	0	0	0	

**Note**

- (1) PAN would not be displayed on website of Stock Exchange(s).
- (2) The above format needs to disclose name of all holders holding more than 1% of total number of shares.
- (3) Where the information pertaining to Depository Receipts, the same may be disclosed in the respective columns to the extent information available.

*[Handwritten Signature]*

