

Introductory sub-table (I)(a)

Name of the Company: SHRI KRISHNA PRASADAM LIMITED				
Scrip Code, Name of the scrip, class of security:				
Quarter ended: 25/03/2014 POST ISSUE				
Partly paid-up shares:-		No. of partly paid-up shares	As a % of total no. of partly paid-up shares	As a % of total no. of shares of the company
Held by promoter/promoter group		0	0	0
Held by public		0	0	0
	Total - D	0	0	0
Outstanding convertible securities:-		No. of outstanding securities	As a % of total no. of outstanding convertible securities	As a % of total no. of shares of the company, assuming full conversion of the convertible securities
Held by promoter/promoter group		0	0	0
Held by public		0	0	0
	Total - E	0	0	0
Warrants:-		No. of warrants	As a % of total no. of warrants	As a % of total no. of shares of the company, assuming full conversion of warrants
Held by promoter/promoter group		0	0	0
Held by public		0	0	0
	Total - F	0	0	0
Total paid-up capital of the company, assuming full conversion of warrants and convertible securities		4867190	100	




Statement Showing Shareholding Pattern									
Category code	Category of Shareholder	Number of Shareholders	Table (I)(a)			Total shareholding as a percentage of total number of shares		Shares Pledged or otherwise encumbered	
			Total number of shares	Number of shares held in dematerialized form	As a percentage of (A+B) ¹	As a percentage of (A+B+C)	Number of shares	As a percentage	
			(III)	(IV)	(V)	(VI)	(VII)	(VIII)	(IX) = (VIII)/(IV)*100
(A)	Shareholding of Promoter and Promoter Group ²								
1	Indian								
(a)	Individuals/ Hindu Undivided Family	3	1029790	400000	21.16	21.16	0	0.00	
(b)	Central Government/ State Government(s)								
(c)	Bodies Corporate	1	271600	0	5.58	5.58	0	0.00	
(d)	Financial Institutions/ Banks	0	0	0	0.00	0.00	0	0.00	
(e)	Any Others (Specify)	0	0	0	0.00	0.00	0	0.00	
(e-i)		0	0	0	0.00	0.00	0	0.00	
(e-ii)		0	0	0	0.00	0.00	0	0.00	
	Sub Total(A)(1)	4	1301390	400000	26.74	26.74	0	0.00	
2	Foreign								
a	Individuals (Non-Residents Individuals/ Foreign Individuals)	0	0	0	0.00	0.00	0	0.00	
b	Bodies Corporate	0	0	0	0.00	0.00	0	0.00	
c	Institutions	0	0	0	0.00	0.00	0	0.00	
d	Any Others (Specify)	0	0	0	0.00	0.00	0	0.00	
d-i		0	0	0	0.00	0.00	0	0.00	
d-ii		0	0	0	0.00	0.00	0	0.00	
	Sub Total(A)(2)	0	0	0	0.00	0.00	0	0.00	
	Total Shareholding of Promoter and Promoter Group (A) = (A)(1)+(A)(2)	4	1301390	400000	26.74	26.74	0	0.00	
(B)	Public shareholding								
1	Institutions								
(a)	Mutual Funds/ UTI	0	0	0	0.00	0.00	0	0.00	
(b)	Financial Institutions/ Banks	0	0	0	0.00	0.00	0	0.00	
(c)	Central Government/ State Government(s)								
(d)	Venture Capital Funds	0	0	0	0.00	0.00	0	0.00	
(e)	Insurance Companies	0	0	0	0.00	0.00	0	0.00	
(f)	Foreign Institutional Investors	0	0	0	0.00	0.00	0	0.00	
(g)	Foreign Venture Capital Investors	0	0	0	0.00	0.00	0	0.00	
(h)	Nominated Investors	0	0	0	0.00	0.00	0	0.00	
(i)	Market Maker	1	110000	110000	2.26	2.26	0	0.00	
(j)	Any Other (specify)	0	0	0	0.00	0.00	0	0.00	
	Sub-Total (B)(1)	1	110000	110000	2.26	2.26	0	0.00	
B 2	Non-institutions								
(a)	Bodies Corporate	2	40000	40000	0.82	0.82	0	0.00	
(b)	Individuals								
i	Individuals - i Individual shareholders holding nominal share capital up to Rs 1 lakh	153	1445000	960000	29.69	29.69	0	0.00	
ii	Individual shareholders holding nominal share capital in excess of Rs 1 lakh	28	1870800	550000	38.44	38.44	0	0.00	
(c)	NRI (REPT & NON-REPT)	0	0	0	0.00	0.00	0	0.00	
(c-i)	Clearing House/Public Trust	0	0	0	0.00	0.00	0	0.00	
(c-ii)	Corporate Bodies - OCB	0	0	0	0.00	0.00	0	0.00	
(c-iii)	Intermediary/Other Depository A/c	0	0	0	0.00	0.00	0	0.00	
(c-iv)	Hindu Undivided Family	10	100000	100000	2.05	2.05	0	0.00	
(c-v)	Clearing Members	0	0	0	0.00	0.00	0	0.00	
(c-vi)	Qualified Foreign Investor - Individual								
(c-vii)	Qualified Foreign Investor - Corporate								
	Sub-Total (B)(2)	193	3455800	1650000	71.00	71.00	0	0.00	
(B)	Total Public Shareholding (B) = (B)(1)+(B)(2)	194	3565800	1760000	73.26	73.26	0	0.00	
	TOTAL (A)+(B)	198	4867190	2160000	100.00	100.00	0	0.00	
(C)	Shares held by Custodians and against which Depository Receipts have been issued								
1	Promoter and Promoter Group	0	0	0	0	0.00	0	0.00	
2	Public	0	0	0	0	0.00	0	0.00	
	Sub-Total (C)	0	0	0	0	0.00	0	0.00	
	GRAND TOTAL (A)+(B)+(C)	198	4867190	2160000	100.00	100.00	0	0.00	

(1)(b) Statement showing holding of securities (including shares, warrants, convertible securities) of persons belonging to the category "Promoter and Promoter Group"

Sr. No.	Name of the shareholder	Details of Shares held		Encumbered shares (*)			Details of warrants		Details of convertible securities		Total shares (including underlying shares assuming full conversion of warrants and convertible securities) as a % of diluted share capital
		Number of shares held	As a % of grand total (A) + (B) + (C)	No.	As a percentage (VI) = (V)/(III) * 100	As a % of grand total (A) + (B) + (C) of sub-clause (I)(a)	Number of warrants held	As a % total number of warrants of the same class	Number of convertible securities held	As a % total number of convertible securities of the same class	
1	KULBHUSHAN PARASHAR	389030	7.99	0	0.00	0.00	0	0	0	0	7.99
2	HARPREET PARASHAR	266060	5.47	0	0.00	0.00	0	0	0	0	5.47
3	KULBHUSHAN PARASHAR HUF	374700	7.70	0	0.00	0.00	0	0	0	0	7.70
4	KPCORP CONSULTANTS LIMITED	271600	5.58	0	0.00	0.00	0	0	0	0	5.58
	TOTAL	1301390	26.74	0	0.00	0.00	0	0	0	0	26.74

(*) The term "encumbrance" has the same meaning as assigned to it in regulation 28(3) of the SAST Regulations, 2011



(1)(c)(i) Statement showing holding of securities (including shares, warrants, convertible securities) of persons belonging to the category "Public" and holding more than 1% of the total number of shares


Sr. No.	Name of the shareholder	Number of shares held	Shares as a percentage of total number of shares {i.e., Grand Total (A)+(B)+(C) indicated in Statement at para (1)(a) above}	Details of warrants		Details of convertible securities		Total shares (including underlying shares assuming full conversion of warrants and convertible securities) as a % of diluted share capital
				Number of warrants held	As a % total number of warrants of the same class	Number of convertible securities held	% w.r.t total number of convertible securities of the same class	
1	AJAY BESWAL	244000	5.01	0	0	0	0	5.01
2	CHAND RATTAN BAGRI	170000	3.49	0	0	0	0	3.49
3	NAMAN BAGRI	120000	2.47	0	0	0	0	2.47
4	AMRAPALI AADYA TRADING & INVESTMENT PVT. LTD.	110000	2.26	0	0	0	0	2.26
5	ASHWINI SINGH	97560	2.00	0	0	0	0	2.00
6	REENA SINGH	97560	2.00	0	0	0	0	2.00
7	S.K. MADHOK	97560	2.00	0	0	0	0	2.00
8	TARUN MADHOK	97560	2.00	0	0	0	0	2.00
9	VEERPAL SINGH	97560	2.00	0	0	0	0	2.00
10	KAMAKSHI RAWAL	70000	1.44	0	0	0	0	1.44
11	SANJAY RAWAL	70000	1.44	0	0	0	0	1.44
12	AMIT AGNIHOTRI	60000	1.23	0	0	0	0	1.23
13	ANCHAL JAIN	50000	1.03	0	0	0	0	1.03
14	ANU JAIN	50000	1.03	0	0	0	0	1.03
15	ARVIND KUMAR JAIN	50000	1.03	0	0	0	0	1.03
16	KUSUM LATA	50000	1.03	0	0	0	0	1.03
17	MONIKA	50000	1.03	0	0	0	0	1.03
18	PRIYANKA	50000	1.03	0	0	0	0	1.03
19	URMILA GUPTA	50000	1.03	0	0	0	0	1.03
20	MEGHA MEHTA	49000	1.01	0	0	0	0	1.01
21	AMBRISH DAMANI	50000	1.03	0	0	0	0	1.03
TOTAL		1780800	36.59	0	0	0	0	36.59

Registrar of Companies
Delhi

Registrar of Companies
Delhi


(D)(c)(ii) Statement showing holding of securities (including shares, warrants, convertible securities) of persons (together with PAC) belonging to the category "Public" and holding more than 5% of the total number of shares of the company

Sr. No.	Name(s) of the shareholder(s) and the Persons Acting in Concert (PAC) with them	Number of shares	Shares as a percentage of total number of shares (i.e., Grand Total (A)+(B)+(C) indicated in Statement at para (D)(a) above)	Details of warrants		Details of convertible securities		Total shares (including underlying shares assuming full conversion of warrants and convertible securities) as a % of diluted share capital
				Number of warrants	As a % total number of warrants of the same class	Number of convertible securities held	% w.r.t total number of convertible securities of the same class	
1	Ajay Beswal	244000	5.01	0	0	0	0	5.01
TOTAL		244000	5.01	0	0	0	0	5.01



(I)(d) Statement showing details of locked-in shares

Sr. No.	Name of the shareholder	Number of locked-in shares	Locked-in shares as a percentage of total number of shares {i.e., Grand Total (A)+(B)+(C) indicated in Statement at para (I)(a) above}	PROMOTER / PROMOTER GROUP/ PUBLIC
1	KULBHUSHAN PARASHAR	389030	7.99	PROMOTER
2	HARPREET PARASHAR	266060	5.47	PROMOTER
3	KULBHUSHAN PARASHAR HUF	374700	7.70	PROMOTER
4	KPCORP CONSULTANTS LIMITED	271600	5.58	PROMOTER
5	AJAY BESWAL	244000	5.01	PUBLIC
6	ASHWINI SINGH	97560	2.00	PUBLIC
7	REENA SINGH	97560	2.00	PUBLIC
8	S.K. MADHOK	97560	2.00	PUBLIC
9	TARUN MADHOK	97560	2.00	PUBLIC
10	VEERPAL SINGH	97560	2.00	PUBLIC
11	KAMAKSHI RAWAL	70000	1.44	PUBLIC
12	SANJAY RAWAL	70000	1.44	PUBLIC
13	ANCHAL JAIN	50000	1.03	PUBLIC
14	ANU JAIN	50000	1.03	PUBLIC
15	ARVIND KUMAR JAIN	50000	1.03	PUBLIC
16	KUSUM LATA	50000	1.03	PUBLIC
17	MONIKA	50000	1.03	PUBLIC
18	PRIYANKA	50000	1.03	PUBLIC
19	URMILA GUPTA	50000	1.03	PUBLIC
20	MEGHA MEHTA	49000	1.01	PUBLIC
21	ARUSHI KALRA	30000	0.62	PUBLIC
22	PARMEET VASDEV	20000	0.41	PUBLIC
23	GAURAV BANSAL	17800	0.37	PUBLIC
24	AMIT PURI	11000	0.23	PUBLIC
25	YASHLOK DUBEY	11000	0.23	PUBLIC
26	AKASH AGGARWAL	10000	0.21	PUBLIC
27	AMAN BANSAL	10000	0.21	PUBLIC
28	ANIL KUMAR AGRAWAL	10000	0.21	PUBLIC
29	ARIKA VOHRA	10000	0.21	PUBLIC
30	CHANCHAL AGRAWAL	10000	0.21	PUBLIC
31	CHITRA AGRAWAL	10000	0.21	PUBLIC
32	DR. SATISH KUMAR	10000	0.21	PUBLIC
33	GOPAL AGRAWAL	10000	0.21	PUBLIC
34	HARVIND AGRAWAL	10000	0.21	PUBLIC
35	HARVINDER KUMAR AHUJA	10000	0.21	PUBLIC
36	JAGGANATH AGGARWAL	10000	0.21	PUBLIC
37	JAGMANDER LAL JAIN	10000	0.21	PUBLIC
38	JAI BHAGWAN	10000	0.21	PUBLIC





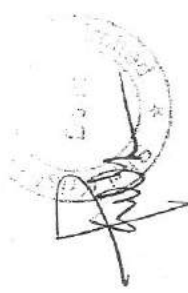

39	MANVI AGGARWAL	10000	0.21	PUBLIC
40	MUKESH AGRAWAL	10000	0.21	PUBLIC
41	MUKESH KUMAR	10000	0.21	PUBLIC
42	NEERAJ GARG	10000	0.21	PUBLIC
43	NISHA VASDEV	10000	0.21	PUBLIC
44	NITIN JAIN	10000	0.21	PUBLIC
45	PARMEET VASDEV (HUF)	10000	0.21	PUBLIC
46	PRAKANT AGGARWAL	10000	0.21	PUBLIC
47	RAJENDRA AGRAWAL	10000	0.21	PUBLIC
48	RAKESH KUMAR JAIN	10000	0.21	PUBLIC
49	RAKESH KUMAR JAIN	10000	0.21	PUBLIC
50	RASHMI JAIN	10000	0.21	PUBLIC
51	SANDEEP KHARBANDA	10000	0.21	PUBLIC
52	SANDEEP TIWARI	10000	0.21	PUBLIC
53	SANYUKAT AGGARWAL	10000	0.21	PUBLIC
54	SAVITRI DEVI	10000	0.21	PUBLIC
55	SAVNEEK JAIN	10000	0.21	PUBLIC
56	SEEMA AGRAWAL	10000	0.21	PUBLIC
57	SEEMA GARG	10000	0.21	PUBLIC
58	SHALINI AGRAWAL	10000	0.21	PUBLIC
59	SUNITA DEVI JAIN	10000	0.21	PUBLIC
60	VASUDHA JAIN	10000	0.21	PUBLIC
61	VINITA AGRAWAL	10000	0.21	PUBLIC
62	YOGITA GARG	10000	0.21	PUBLIC
63	AKHILESH KUMAR GUPTA	5000	0.10	PUBLIC
64	AMRIT KAPUR	5000	0.10	PUBLIC
65	ARJUN KHETAN	5000	0.10	PUBLIC
66	BALKIRAT SINGH GUJRAL	5000	0.10	PUBLIC
67	DR. VIJAY KISHORE KHETAN	5000	0.10	PUBLIC
68	HARSHITA KAUR GUJRAL	5000	0.10	PUBLIC
69	HARVINDER KUMAR HUF	5000	0.10	PUBLIC
70	JINTENDRA PAL SINGH GUZRAL (HUF)	5000	0.10	PUBLIC
71	JITENDRA PAL SINGH GUJRAL	5000	0.10	PUBLIC
72	KAMALJEET KAUR	5000	0.10	PUBLIC
73	MADHU KAPUR	5000	0.10	PUBLIC
74	SHALINI KHETAN	5000	0.10	PUBLIC
75	SONALI AHUJA	5000	0.10	PUBLIC
76	VARUN KHETAN	5000	0.10	PUBLIC
77	VIJAY KISHORE KHETAN (HUF)	5000	0.10	PUBLIC
78	MOHIT GARG	100	0.00	PUBLIC
79	NAVEEN GARG	100	0.00	PUBLIC
TOTAL		3107190	63.84	





(II)(a) Statement showing details of Depository Receipts (DRs)

Sr. No.	Type of outstanding DR (ADRs, GDRs, SDRs, etc.)	Number of outstanding DRs	Number of shares underlying outstanding DRs	Shares underlying outstanding DRs as a percentage of total number of shares {i.e., Grand Total (A)+(B)+(C) indicated in Statement at para (I)(a) above}
TOTAL		0	0	0.00



(II)(b) Statement showing holding of Depository Receipts (DRs), where underlying shares held by "promoter/promoter group" are in excess of 1% of the total number of shares

Sr. No.	Name of the DR Holder	Type of outstanding DR (ADRs, GDRs, SDRs, etc.)	Number of shares underlying outstanding DRs	Shares underlying outstanding DRs as a percentage of total number of shares {i.e., Grand Total (A)+(B)+(C) indicated in Statement at para (I)(a) above}
TOTAL		0	0	0.00%

