

Format of Holding of Specified securities

1. Name of Listed Entity: CWD LIMITED
2. Scrip Code/Name of Scrip/Class of Security: CWDI,,EQUITY SHARES
3. Share Holding Pattern Filed under: Reg. 31(1)(a)/Reg.31(1)(b)/Reg.31(1)(c)
 - a. if under 31(1)(b) then indicate the report for quarter ending 09/10/2021
 - b. if under 31(1)(c) then indicate date of allotment/extinguishment
4. Declaration : The Listed entity is required to submit the following declaration to the extent of submission of information:

	Particulars	YES*	NO*
a	Whether the Listed Entity has issued any partly paid up shares		
b	Whether the Listed Entity has issued any Convertible Securities or Warrants?		
c	Whether the Listed Entity has any shares against which depository receipts are issued?		
d	Whether the Listed Entity has any shares in locked-in?		
e	Whether any shares held by promoters are pledge or otherwise encumbered?		

*if the Listed Entity selects the option 'NO' for the questions above, the columns for the partly paid up shares, Outstanding Convertible Securities/Warrants, depository receipts, locked-in shares, No of shares pledged or otherwise encumbered by promoters, as applicable, shall not be displayed at the time of dissemination on the Stock Exchange website. Also wherever there is 'No' declared by Listed entity in above table the values will be considered as 'Zero' by default on submission of the format of holding of specified securities.

5. The tabular format for disclosure of holding of specified securities is as follows:




Table I - Summary Statement holding of specified securities

Category	Category of Shareholder	No of Shareholders	No of fully paid up equity shares held	No of Partly paid-up equity shares held	No of Shares Underlying Depository Receipts	Total No of Shares Held (VII) = (IV)+(V)+(VI)	Shareholding as a % of total no of shares (As a % of (A+B+C2))	Number of Voting Rights held in each class of securities			No of Shares Underlying Outstanding convertible securities (including Warrants)	Shareholding as a % assuming full conversion of convertible Securities (as a percentage of diluted share capital)	Number of Locked in Shares		Number of Shares pledged or otherwise encumbered		Number of equity shares held in dematerialized form	
								No of Voting Rights					Total as a % of (A+B+C)	No.	As a % of total Shares held	No.		As a % of total Shares held
								Class X	Class Y	Total								
(I)	(II)	(III)	(IV)	(V)	(VI)	(VII)	(VIII)	(IX)			(X)	(XI)	(XII)	(XIII)	(XIV)			
(A)	Promoter & Promoter Group	8	2610600	0	0	2610600	72.29	2610600	0	2610600	72.29	0	0.00	2610600	72.29	0	0.00	2610600
(B)	Public	425	1000800	0	0	1000800	27.71	1000800	0	1000800	27.71	0	0.00	0	0.00	0	0.00	1000800
(C)	Non Promoter-Non Public																	
(C1)	Shares underlying DRs	0	0	0	0	0	0.00	0	0	0	0.00	0	0.00	0	0.00	0	0.00	0
(C2)	Shares held by Employees Trusts	0	0	0	0	0	0.00	0	0	0	0.00	0	0.00	0	0.00	0	0.00	0
	Total:	433	3611400	0	0	3611400	100.00	3611400	0	3611400	100.00	0	0.00	2610600	72.29	0	0.00	3611400



Table II - Statement showing shareholding pattern of the Promoter and Promoter Group

Category	Category & Name of the Shareholder	PAN	No of Shareholders	No of fully paid up equity shares held	No of Partly paid-up equity shares held	No of Shares Underlying Depository Receipts	Total No of Shares held (i-vi+vii)	Shareholding as a % of total no of shares (calculated as per SCRR, 1957 (VIII) As a % of (A+B+C)	Number of Voting Rights held in each class of securities			No of Shares Underlying Outstanding convertible securities (including Warrants)	Shareholding as a % assuming full conversion of convertible securities (as a percentage of diluted share capital) (VIII)(X) As a % of (A+B+C)	Number of Locked in Shares		Number of Shares pledged or otherwise encumbered		Number of equity shares held in dematerialized form	
									No of Voting Rights					Total as a % of (A+B+C)	No.	As a % of total Shares held	No.		As a % of total Shares held
									Class X	Class Y	Total								
(i)	(ii)	(iii)	(iv)	(v)	(vi)	(vii)	(viii)	(ix)			(x)	(xi)	(xii)	(xiii)	(xiv)				
(I)	Indian																		
(a)	Individuals/Hindu undivided Family		2	2610540	0	0	2610540	72.29	2610540	0	2610540	72.29	0	2610540	72.29	0	0.00	2610540	
	TEJAS RAMNIKAL KOTHARI		1	1305270	0	0	1305270	36.14	1305270	0	1305270	36.14	0	1305270	36.14	0	0.00	1305270	
	SODAGUDI SODHARTHA XAVIER		1	1305270	0	0	1305270	36.14	1305270	0	1305270	36.14	0	1305270	36.14	0	0.00	1305270	
(b)	Central Government/(State Government/s)		0	0	0	0	0	0.00	0	0	0	0.00	0	0	0.00	0	0.00	0	
(c)	Financial Institutions/Banks		0	0	0	0	0	0.00	0	0	0	0.00	0	0	0.00	0	0.00	0	
(d)	Any Other		6	60	0	0	60	0.00	60	0	60	0.00	0	60	0.00	0	0.00	60	
	AMISHI TEJAS KOTHARI		1	10	0	0	10	0.00	10	0	10	0.00	0	10	0.00	0	0.00	10	
	FALGUNI NILESH DECHA		1	10	0	0	10	0.00	10	0	10	0.00	0	10	0.00	0	0.00	10	
	BHII MADHAVAN		1	10	0	0	10	0.00	10	0	10	0.00	0	10	0.00	0	0.00	10	
	SODAGUDI ADITYA XAVIER		1	10	0	0	10	0.00	10	0	10	0.00	0	10	0.00	0	0.00	10	
	KRISHI TEJAS KOTHARI		1	10	0	0	10	0.00	10	0	10	0.00	0	10	0.00	0	0.00	10	
	MEGHA SODHARTHA		1	10	0	0	10	0.00	10	0	10	0.00	0	10	0.00	0	0.00	10	
	Sub-Total (A)[1]		8	2610600	0	0	2610600	72.29	2610600	0	2610600	72.29	0	2610600	72.29	0	0.00	2610600	
(I)	Foreign																		
(a)	Individuals (Non-Resident Individuals/Foreign Individuals)		0	0	0	0	0	0.00	0	0	0	0.00	0	0	0.00	0	0.00	0	
(b)	Government		0	0	0	0	0	0.00	0	0	0	0.00	0	0	0.00	0	0.00	0	
(c)	Institutions		0	0	0	0	0	0.00	0	0	0	0.00	0	0	0.00	0	0.00	0	
(d)	Foreign Portfolio Investor		0	0	0	0	0	0.00	0	0	0	0.00	0	0	0.00	0	0.00	0	
(e)	Any Other		0	0	0	0	0	0.00	0	0	0	0.00	0	0	0.00	0	0.00	0	
	Sub-Total (A)[2]		0	0	0	0	0	0.00	0	0	0	0.00	0	0	0.00	0	0.00	0	
	Total Shareholding of Promoter and Promoter Group (A)(A1)+(A2)		8	2610600	0	0	2610600	72.29	2610600	0	2610600	72.29	0	2610600	72.29	0	0.00	2610600	



Table III - Statement showing shareholding pattern of the Public shareholder

Category	Category & Name of the Shareholder	PAN	No of Shareholders	No of fully paid up equity shares held	No of Partly paid-up equity shares held	No of Shares Underlying Depository Receipts	Total No of Shares Held (No+VII)	Shareholding as a % of total no of shares (A+B+C)	Number of Voting Rights held in each class of securities			No of Shares Underlying Outstanding convertible securities (including Warrants)	Shareholding as a % assuming full conversion of convertible Securities (as a percentage of diluted share capital)	Number of Locked in Shares		Number of Shares pledged or otherwise encumbered		Number of equity shares held in dematerialized form	
									No of Voting Rights					No.	As a % of total Shares held	No.	As a % of total Shares held		
									Class X	Class Y	Total								
																			Total as a % of (A+B+C)
(I)	(II)	(III)	(IV)	(V)	(VI)	(VII)	(VIII)	(IX)			(X)	(XI)	(XII)	(XIII)	(XIV)				
(1)	Institutions																		
(a)	Mutual Funds		0	0	0	0	0	0.00	0	0	0	0.00	0	0.00	0	0.00	NA	NA	0
(b)	Venture Capital Funds		0	0	0	0	0	0.00	0	0	0	0.00	0	0.00	0	0.00	NA	NA	0
(c)	Alternate Investment Funds		0	0	0	0	0	0.00	0	0	0	0.00	0	0.00	0	0.00	NA	NA	0
(d)	Foreign Venture Capital Investors		0	0	0	0	0	0.00	0	0	0	0.00	0	0.00	0	0.00	NA	NA	0
(e)	Foreign Portfolio Investors		0	0	0	0	0	0.00	0	0	0	0.00	0	0.00	0	0.00	NA	NA	0
(f)	Financial Institutions/Banks		0	0	0	0	0	0.00	0	0	0	0.00	0	0.00	0	0.00	NA	NA	0
(g)	Insurance Companies		0	0	0	0	0	0.00	0	0	0	0.00	0	0.00	0	0.00	NA	NA	0
(h)	Provident Funds/Pension Funds		0	0	0	0	0	0.00	0	0	0	0.00	0	0.00	0	0.00	NA	NA	0
(i)	Any Other																		
	Sub Total (B)(1)		0	0	0	0	0	0.00	0	0	0	0.00	0	0.00	0	0.00	NA	NA	0
(2)	Central Government/State Government(s)/President of India		0	0	0	0	0	0.00	0	0	0	0.00	0	0.00	0	0.00	NA	NA	0
	Sub Total (B)(2)		0	0	0	0	0	0.00	0	0	0	0.00	0	0.00	0	0.00	NA	NA	0
(3)	Non-institutions																		
(a)	i. Individual shareholders holding nominal share capital up to Rs. 2 lakhs		407	516000	0	0	516000	14.28	516000	0	516000	14.28	0	0.00	0	0.00	NA	NA	516000
	ii. Individual shareholders holding nominal share capital in excess of Rs.		6	347200	0	0	347200	9.61	347200	0	347200	9.61	0	0.00	0	0.00	NA	NA	347200
	MR. SANJAY POPATLAL JAIN (HUF)		1	57600	0	0	57600	1.59	57600	0	57600	1.59	0	0.00	0	0.00	NA	NA	57600
	POPATLAL TARACHAND JAIN (HUF)		1	57600	0	0	57600	1.59	57600	0	57600	1.59	0	0.00	0	0.00	NA	NA	57600
	MR. POPATLAL TARACHAND JAIN		1	58400	0	0	58400	1.62	58400	0	58400	1.62	0	0.00	0	0.00	NA	NA	58400
	MRS. KAMLABAI POPATLAL JAIN		1	58400	0	0	58400	1.62	58400	0	58400	1.62	0	0.00	0	0.00	NA	NA	58400
	MRS. RINKU SANJAY JAIN		1	57600	0	0	57600	1.59	57600	0	57600	1.59	0	0.00	0	0.00	NA	NA	57600
	MRS. SANJAY POPATLAL JAIN		1	57600	0	0	57600	1.59	57600	0	57600	1.59	0	0.00	0	0.00	NA	NA	57600
(b)	NBFCs Registered with RBI		0	0	0	0	0	0.00	0	0	0	0.00	0	0.00	0	0.00	NA	NA	0
(c)	Employee Trusts		0	0	0	0	0	0.00	0	0	0	0.00	0	0.00	0	0.00	NA	NA	0
(d)	Overseas Depositories (Holding DRs)(Balancing figure)		0	0	0	0	0	0.00	0	0	0	0.00	0	0.00	0	0.00	NA	NA	0
(e)	Any Other																		
	BODIES CORPORATES		2	129600	0	0	129600	3.59	129600	0	129600	3.59	0	0.00	0	0.00	NA	NA	129600
	NOPEA CAPITAL SERVICES PRIVATE LIMITED NOPEA		1	79200	0	0	79200	2.19	79200	0	79200	2.19	0	0.00	0	0.00	NA	NA	79200
	M/S ARYAMAN CAPITAL MARKETS LIMITED		1	50400	0	0	50400	1.40	50400	0	50400	1.40	0	0.00	0	0.00	NA	NA	50400
	NON RESIDENT INDIANS		10	8000	0	0	8000	0.22	8000	0	8000	0.22	0	0.00	0	0.00	NA	NA	8000
	Sub Total (B)(3)		425	1000800	0	0	1000800	27.71	1000800	0	1000800	27.71	0	0.00	0	0.00	NA	NA	1000800
	Total Public Shareholding (B) = (B)(1)+(B)(2)+(B)(3)		425	1000800	0	0	1000800	27.71	1000800	0	1000800	27.71	0	0.00	0	0.00	NA	NA	1000800




Table IV - Statement showing shareholding pattern of the Non Promoter - Non Public Shareholder

Category	Category & Name of the Shareholder	PAN	No of Shareholders	No of fully paid up equity shares held	No of Partly paid-up equity shares held	No of Shares Underlying Depository Receipts	Total No of Shares held (V+VI+VII)	Shareholding as a % of total no of shares (A+B+C)	Number of Voting Rights held in each class of securities			No of Shares Underlying Outstanding convertible securities (including Warrants)	Shareholding as a % assuming full conversion of convertible Securities (as a percentage of diluted share capital)	Number of Locked in Shares		Number of Shares pledged or otherwise encumbered		Number of equity shares held in dematerialized form	
									No of Voting Rights		Total as a % of (A+B+C)			No.	As a % of total Shares held	No.	As a % of total Shares held		
									Class X	Class Y									Total
	(i)	(ii)	(iii)	(iv)	(v)	(vi)	(vii)	(viii)	(ix)	(x)	(xi)	(xii)	(xiii)	(xiv)	(xv)				
(1)	Custodian/DH Holder		0	0	0	0	0	0.00	0	0	0	0.00	0	0.00	0	0.00	NA	NA	0
(2)	Employee Benefit Trust (under SEBI) (Share based Employee Benefit) Regu.		0	0	0	0	0	0.00	0	0	0	0.00	0	0.00	0	0.00	NA	NA	0
Total Non-Promoter-Non Public Shareholding (C) = [(1)+(2)]			0	0	0	0	0	0.00	0	0	0	0.00	0	0.00	0	0.00			0




Table V

Table V- Statement showing details of significant beneficial owners (SBOs)								
Sr. No	Details of the SBO (I)			Details of the registered owner (II)			Details of holding/ exercise of right of the SBO in the reporting company, whether direct or indirect*: (III)	Date of creation / acquisition of significant beneficial interest# (IV)
	NAME	PAN / Passport No. in case of a foreign national	Nationality	NAME	PAN / Passport No. in case of a foreign national	Nationality		
1							Shares % Voting rights % Rights on distributable dividend or any other distribution % Exercise of control Exercise of significant influence	
2							Shares % Voting rights % Rights on distributable dividend or any other distribution % Exercise of control Exercise of significant influence	
3							Shares % Voting rights % Rights on distributable dividend or any other distribution % Exercise of control Exercise of significant influence	
4							Shares % Voting rights % Rights on distributable dividend or any other distribution % Exercise of control Exercise of significant influence	
5							Shares % Voting rights % Rights on distributable dividend or any other distribution % Exercise of control Exercise of significant influence	
6							Shares % Voting rights % Rights on distributable dividend or any other distribution % Exercise of control Exercise of significant influence	

