

Shareholding Pattern under Regulation 31 of SEBI (Listing Obligations and Disclosure Requirements) Regulations, 2015

- | | |
|---------------------------------------------------------------|------------|
| 1. Name of Listed Entity: RAINBOW CHILDREN'S MEDICARE LIMITED | POST ISSUE |
| 2. Scrip Code/Name of Scrip/Class of Security: Equity Shares | 06.05.2022 |
| 3. Share Holding Pattern Filed under: Reg. 31(1)(a) | |

4. Declaration : The Listed entity is required to submit the following declaration to the extent of submission of information:

Particulars	YES*	NO*
a Whether the Listed Entity has issued any partly paid up shares?		
b Whether the Listed Entity has issued any Convertible Securities or Warrants?		NO
c Whether the Listed Entity has any shares against which depository receipts are issued?		NO
d Whether the Listed Entity has any shares in locked-in?		NO
e Whether any shares held by promoters are pledge or otherwise encumbered?	YES	
f Whether company has equity shares with differential voting rights?		NO
g Whether the listed entity has any significant beneficial owner?		NO

*if the Listed Entity selects the option 'NO' for the questions above, the columns for the partly paid up shares, Outstanding Convertible Securities/Warrants,

5 The tabular format for disclosure of holding of specified securities is as follows:




Table I - Summary Statement holding of specified securities

Category	Category of Shareholders	No of Shareholders	No of fully paid up equity shares held	No of Partly paid-up equity shares held	No of Shares Underlying Depository Receipts	Total No of Shares Held (VII) = (IV)+(V)+(VI)	Shareholding as a % of total no of shares (As a % of (A+B+C2))	Number of Voting Rights held in each class of securities			No of Shares Underlying Outstanding convertible securities (Including Warrants)	Shareholding as a % assuming full conversion of convertible Securities (as a percentage of diluted share capital)	Number of Locked in Shares		Number of Shares pledged or otherwise encumbered		Number of equity shares held in dematerialized form	
								No of Voting Rights		Total as a % of (A+B+C)			No.	As a % of total Shares held	No.	As a % of total Shares held		
								Class: Equity Shares	Class : N.A.									Total
(I)	(II)	(III)	(IV)	(V)	(VI)	(VII)	(VIII)	(IX)			(X)	(XI)	(XII)		(XIII)	(XIV)		
(A)	Promoter & Promoter Group	7	50577596	0	0	50577596	49.83	50577596	0	50577596	49.83	0	49.83	50577596	100.00	0	0.00	50577596
(B)	Public	243182	50924091	0	0	50924091	50.17	50924091	0	50924091	50.17	0	50.17	25385680	49.85	NA	NA	50924091
(C)	Non Promoter-Non Public																	
(C1)	Shares underlying DRs	0	0	0	0	0	NA	0	0	0	0.00	0	NA	0	0.00	NA	NA	0
(C2)	Shares held by Employes Trusts	0	0	0	0	0	0.00	0	0	0	0.00	0	0.00	0	0.00	NA	NA	0
	Total:	243189	101501687	0	0	101501687	100.00	101501687	0	101501687	100.00	0	100.00	75963276	74.84	0	0.00	101501687



Table II - Statement showing shareholding pattern of the Promoter and Promoter Group

Category	Category & Name of the Shareholder	Entity type i.e. promoter OR promoter group entity (except promoter)	No of Shareholders	No of fully paid up equity shares held	No of Partly paid-up equity shares held	No of Shares Underlying Depository Receipts	Total No of Shares Held (IV+V+VI)	Shareholding as a % of total no of shares (calculated as per SCRR, 1957 (VIII) As a % of (A+B+C2)	Number of Voting Rights held in each class of securities			No of Shares Underlying Outstanding convertible securities (Including Warrants)	Shareholding as a % assuming full conversion of convertible Securities (as a percentage of diluted share capital) (VII)+(X) As a % of (A+B+C2)	Number of Locked in Shares		Number of Shares pledged or otherwise encumbered		Number of equity shares held in dematerialized form	
									No of Voting Rights		Total as a % of (A+B+C)			No.	As a % of total Shares held	No.	As a % of total Shares held		
									Class: Equity Shares	Class: N.A.									Total
(I)			(III)	(IV)	(V)	(VI)	(VII)	(VIII)	(IX)			(X)	(XI)	(XII)		(XIII)		(XIV)	
(1)	Indian																		
(a)	Individuals/Hindu undivided Family		7	50577596	0	0	50577596	49.83	50577596	0	50577596	49.83	0	49.83	50577596	100.00	0	0.00	50577596
	RAMESH KANCHARLA (Kancharla Family Trust)	Promoter Group	1	5179200	0	0	5179200	5.10	5179200	0	5179200	5.10	0	5.10	5179200	100.00	0	0.00	5179200
	SRINIVAS TALASILA	Promoter Group	1	60000	0	0	60000	0.06	60000	0	60000	0.06	0	0.06	60000	100.00	0	0.00	60000
	CHIRLA DINESHKUMAR PADMA RAO (Sai Geeta Dinesh Trust)	Promoter Group	1	1040000	0	0	1040000	1.02	1040000	0	1040000	1.02	0	1.02	1040000	100.00	0	0.00	1040000
	CHIRLA DINESH KUMAR PADMARAO	Promoter	1	6633310	0	0	6633310	6.54	6633310	0	6633310	6.54	0	6.54	6633310	100.00	0	0.00	6633310
	RAMESH KANCHARLA	Promoter	1	31494654	0	0	31494654	31.03	31494654	0	31494654	31.03	0	31.03	31494654	100.00	0	0.00	31494654
	RAMADHARA NAIDU K	Promoter Group	1	60000	0	0	60000	0.06	60000	0	60000	0.06	0	0.06	60000	100.00	0	0.00	60000
	ADARSH KANCHARLA	Promoter	1	6110432	0	0	6110432	6.02	6110432	0	6110432	6.02	0	6.02	6110432	100.00	0	0.00	6110432
(b)	Central Government/State Government(s)		0	0	0	0	0	0.00	0	0	0	0.00	0	0.00	0	0.00	0	0.00	0
(c)	Financial Institutions/Banks		0	0	0	0	0	0.00	0	0	0	0.00	0	0.00	0	0.00	0	0.00	0
(d)	Any Other		0	0	0	0	0	0.00	0	0	0	0.00	0	0.00	0	0.00	0	0.00	0




	Sub-Total (A)(1)																		
(2)	Foreign	7	50577596	0	0	50577596	49.83	50577596	0	50577596	49.83	0	49.83	50577596	100.00	0	0.00	50577596	
	Individuals (Non-Resident Individuals/Foreign Individuals)																		
(a)	Individuals	0	0	0	0	0	0.00	0	0	0	0.00	0	0.00	0	0.00	0	0.00	0	
(b)	Government	0	0	0	0	0	0.00	0	0	0	0.00	0	0.00	0	0.00	0	0.00	0	
(c)	Institutions	0	0	0	0	0	0.00	0	0	0	0.00	0	0.00	0	0.00	0	0.00	0	
	Foreign Portfolio Investor																		
(d)	Foreign Portfolio Investor	0	0	0	0	0	0.00	0	0	0	0.00	0	0.00	0	0.00	0	0.00	0	
(e)	Any Other	0	0	0	0	0	0.00	0	0	0	0.00	0	0.00	0	0.00	0	0.00	0	
	Sub-Total (A)(2)	0	0	0	0	0	0.00	0	0	0	0.00	0	0.00	0	0.00	0	0.00	0	
	Total Shareholding of Promoter and Promoter Group (A)=(A)(1)+(A)(2)	7	50577596	0	0	50577596	49.83	50577596	0	50577596	49.83	0	49.83	50577596	100.00	0	0.00	50577596	



Table III - Statement showing shareholding pattern of the Public shareholder

Category	Category & Name of the Shareholder	No of Shareholders	No of fully paid up equity shares held	No of Partly paid-up equity shares held	No of Shares Underlying Depository Receipts	Total No of Shares Held (IV+V+VI)	Shareholding as a % of total no of shares (A+B+C2)	Number of Voting Rights held in each class of securities			No of Shares Underlying Outstanding convertible securities (Including Warrants)	Shareholding as a % assuming full conversion of convertible Securities (as a percentage of diluted share capital)	Number of Locked in Shares		Number of Shares pledged or otherwise encumbered		Number of equity shares held in dematerialized form	
								No of Voting Rights		Total as a % of (A+B+C)			No.	As a % of total Shares	No.	As a % of total Shares held		
								Class: Equity Shares	Class: N.A.									Total
	(I)	(III)	(IV)	(V)	(VI)	(VII)	(VIII)	(IX)			(X)	(XI)	(XII)		(XIII)	(XIV)		
(1)	Institutions																	
(a)	Mutual Funds	10	4707353	0	0	4707353	4.64	4707353	0	4707353	4.64	0	4.64	3897396	82.79	NA	NA	4707353
	AXIS MUTUAL FUND TRUSTEE LIMITED A/C AXIS MUTUAL F	1	1352276	0	0	1352276	1.33	1352276	0	1352276	1.33	0	1.33	745578	55.14	NA	NA	1352276
(b)	Venture Capital Funds	0	0	0	0	0	0.00	0	0	0	0.00	0	0.00	0	0.00	NA	NA	0
(c)	Alternate Investment Funds	0	0	0	0	0	0.00	0	0	0	0.00	0	0.00	0	0.00	NA	NA	0
(d)	Foreign Venture Capital Investors	0	0	0	0	0	0.00	0	0	0	0.00	0	0.00	0	0.00	NA	NA	0
(e)	Foreign Portfolio Investors	33	7425952	0	0	7425952	7.32	7425952	0	7425952	7.32	0	7.32	3658900	49.27	NA	NA	7425952
(f)	Financial Institutions/Banks	8	1738123	0	0	1738123	1.71	1738123	0	1738123	1.71	0	1.71	0	0.00	NA	NA	1738123
(g)	Insurance Companies	0	0	0	0	0	0.00	0	0	0	0.00	0	0.00	0	0.00	NA	NA	0
(h)	Provident Funds/Pension Funds	0	0	0	0	0	0.00	0	0	0	0.00	0	0.00	0	0.00	NA	NA	0
(i)	Any Other																	
	FOREIGN VENTURE CAPITAL	1	5033236	0	0	5033236	4.96	5033236	0	5033236	4.96	0	4.96	0	0.00	NA	NA	5033236
	CDC INDIA OPPORTUNITIES LIMITED	1	5033236	0	0	5033236	4.96	5033236	0	5033236	4.96	0	4.96	0	0.00	NA	NA	5033236




	FOREIGN BODIES CORPORATES	1	9632876	0	0	9632876	9.49	9632876	0	9632876	9.49	0	9.49	0	0.00	NA	NA	9632876
	CDC GROUP PLC	1	9632876	0	0	9632876	9.49	9632876	0	9632876	9.49	0	9.49	0	0.00	NA	NA	9632876
	Sub Total (B)(1)	53	28537540	0	0	28537540	28.12	28537540	0	28537540	28.12	0	28.12	7556296	26.48	NA	NA	28537540
(2)	Central Government/State Government(s)/President of India	0	0	0	0	0	0.00	0	0	0	0.00	0	0.00	0	0.00	NA	NA	0
	Sub Total (B)(2)	0	0	0	0	0	0.00	0	0	0	0.00	0	0.00	0	0.00	NA	NA	0
(3)	Non-Institutions																	
(a)	i. Individual shareholders holding nominal share capital up to Rs.2 lakhs	242192	13064423	0	0	13064423	12.87	13064423	0	13064423	12.87	0	12.87	965000	7.39	NA	NA	13064423
	ii. Individual shareholders holding nominal share capital in excess of Rs. 2 Lakhs	39	6249346	0	0	6249346	6.16	6249346	0	6249346	6.16	0	6.16	6124400	98.00	NA	NA	6249346
	PODDUTURU PREETHAM KUMAR	1	1200799	0	0	1200799	1.18	1200799	0	1200799	1.18	0	1.18	1200000	99.93	NA	NA	1200799
(b)	NBFCs Registered with RBI	0	0	0	0	0	0.00	0	0	0	0.00	0	0.00	0	0.00	NA	NA	0
(c)	Employee Trusts	0	0	0	0	0	0.00	0	0	0	0.00	0	0.00	0	0.00	NA	NA	0
(d)	Overseas Depositories (Holding DRs)(Balancing figure)	0	0	0	0	0	0.00	0	0	0	0.00	0	0.00	0	0.00	NA	NA	0
(e)	Any Other																	
	TRUSTS	3	1320	0	0	1320	0.00	1320	0	1320	0.00	0	0.00	0	0.00	NA	NA	1320
	ALTERNATIVE INVESTMENT FUND	7	725435	0	0	725435	0.71	725435	0	725435	0.71	0	0.71	369036	50.87	NA	NA	725435
	NON RESIDENT INDIANS	623	71218	0	0	71218	0.07	71218	0	71218	0.07	0	0.07	0	0.00	NA	NA	71218
	Qualified Institutional Buyer	6	1132710	0	0	1132710	1.12	1132710	0	1132710	1.12	0	1.12	738072	65.16	NA	NA	1132710
	BODIES CORPORATES	259	1142099	0	0	1142099	1.13	1142099	0	1142099	1.13	0	1.13	0	0.00	NA	NA	1142099
	Sub Total (B)(3)	243129	22386551	0	0	22386551	22.06	22386551	0	22386551	22.06	0	22.06	8196508	36.61			22386551
	Total Public Shareholding (B) = (B)(1)+(B)(2)+(B)(3)	243182	50924091	0	0	50924091	50.17	50924091	0	50924091	50.17	0	50.17	15752804	30.93			50924091



Table IV - Statement showing shareholding pattern of the Non Promoter - Non Public Shareholder

Category	Category & Name of the Shareholder	No of Shareholders	No of fully paid up equity shares held	No of Partly paid-up equity shares held	No of Shares Underlying Depository Receipts	Total No of Shares Held (IV+V+VI)	Shareholding as a % of total no of shares (A+B+C2)	Number of Voting Rights held in each class of securities			No of Shares Underlying Outstanding convertible securities (Including Warrants)	Shareholding as a % assuming full conversion of convertible Securities (as a percentage of diluted share capital)	Number of Locked in Shares		Number of Shares pledged or otherwise encumbered		Number of equity shares held in dematerialized form	
								No of Voting Rights		Total as a % of (A+B+C)			No.	As a % of total Shares held	No.	As a % of total Shares held		
								Class: Equity Shares	Class : N.A.									Total
	(I)	(III)	(IV)	(V)	(VI)	(VII)	(VIII)	(IX)			(X)	(XI)	(XII)		(XIII)		(XIV)	
(1)	Custodian/DR Holder	0	0	0	0	0	0.00	0	0	0	0.00	0	0.00	0	0.00	NA	NA	0
(2)	Employee Benefit Trust (under SEBI(Share based Employee Benefit) Regulations 2014)	0	0	0	0	0	0.00	0	0	0	0.00	0	0.00	0	0.00	NA	NA	0
	Total Non-Promoter-Non Public Shareholding (C) = (C)(1)+(C)(2)	0	0	0	0	0	0.00	0	0	0	0.00	0	0.00	0	0.00			0



Details of the shareholders acting as persons in Concert including their Shareholding:			
Name of Shareholder	Name of PAC	No of shares	Holding%
Total:		0	0



Details of Shares which remain unclaimed may be given hear along with details such as number of	
No of Shareholders	No of shares
0	0




Table V - Statement showing details of Significant Beneficial Owners (SBOs)

Sr. No	Details of the SBO (I)			Details of the registered owner (II)			Details of holding/ exercise of right of the SBO in the reporting company, whether direct or indirect*: (III)					Date of creation / acquisition of significant beneficial interest#
	Name	Passport No. in case of a foreign national	Nationality	Name	Passport No. in case of a foreign national	Nationality	Whether by virtue of:					
							Shares (%)	Voting Rights (%)	Rights on distributable dividend or any other distribution (%)	Exercise of control	Exercise of significant influence	
N.A.	N.A.	N.A.	N.A.	N.A.	N.A.	N.A.	N.A.	N.A.	N.A.	N.A.	N.A.	N.A.

