

Shareholding Pattern under Regulation 31 of SEBI (Listing Obligations and Disclosure Requirements) Regulations, 2015

1. Name of Listed Entity: Paradeep Phosphates Limited POST ISSUE
2. Scrip Code/Name of Scrip/Class of Security: Equity Shares 24.05.2022
3. Share Holding Pattern Filed under: Reg. 31(1)(a)
4. Declaration : The Listed entity is required to submit the following declaration to the extent of submission of information:


Particulars	YES*	NO*
a Whether the Listed Entity has issued any partly paid up shares?		NO
b Whether the Listed Entity has issued any Convertible Securities or Warrants?		NO
c Whether the Listed Entity has any shares against which depository receipts are issued?		NO
d Whether the Listed Entity has any shares in locked-in?	YES	
e Whether any shares held by promoters are pledge or otherwise encumbered?		NO
f Whether company has equity shares with differential voting rights?		NO
g Whether the listed entity has any significant beneficial owner?		NO

*if the Listed Entity selects the option 'NO' for the questions above, the columns for the partly paid up shares, Outstanding Convertible Securities/Warrants, depository receipts, locked-in shares, No of shares pledged or otherwise encumbered by promoters, as applicable, shall not be displayed at the time of dissemination on the Stock Exchange website. Also wherever there is 'No' declared by Listed entity in above table the values will be considered as 'Zero' by default on submission of the format of holding of specified securities.

- 5 The tabular format for disclosure of holding of specified securities is as follows:

For Paradeep Phosphates Limited


Sachin Patil
Company Secretary



Introductory sub-table (I)(a) -																		
Name of the Company:		Paradeep Phosphates Limited										POST ISSUE						
Scrip Code, Name of the scrip, class of security :		EQUITY																
As on :		24.05.2022																
Table I - Summary Statement holding of specified securities																		
Category	Category of shareholder	Nos. of shareholders	No. of fully paid up equity shares held	No. of Partly paid-up equity shares held	No. of shares underlying Depository Receipts	Total nos. shares held	Shareholding as a % of total no. of shares (calculated as per SCRR, 1957) As a % of (A+B+C2)	Number of Voting Rights held in each class of securities				No. of Shares Underlying Outstanding convertible securities (including Warrants)	Shareholding, as a % assuming full conversion of convertible securities (as a percentage of diluted share capital) As a % of (A+B+C2)	Number of Locked in shares		Number of Shares pledged or otherwise encumbered		Number of equity shares held in dematerialized form
								No of Voting Rights			Total as a % of (A+B+C)			No. (a)	As a % of total Shares held (b)	No. (a)	As a % of total Shares held (b)	
								Class: Equity Shares	Class: NIL	Total								
(I)	(II)	(III)	(IV)	(V)	(VI)	(VII)=(V)+(VI)+(VII)	(VIII)	(IX)			(X)	(XI)=(VII)+(X)	(XII)		(XIII)		(XIV)	
(A)	Promoter & Promoter Group	1	456942507	0	0	456942507	56.10	456942507	0	456942507	56.10	0	56.10	456942507	100.00	0	0.00	456942507
(B)	Public	221369	357555112	0	0	357555112	43.90	357555112	0	357555112	43.90	0	43.90	107266533	30.00	NA	NA	357555112
(C)	Non Promoter- Non Public	0	0	0	0	0	NA	0	0	0	0.00	0	NA	0	0.00	NA	NA	0
(C1)	Shares underlying DRs	0	0	0	0	0	NA	0	0	0	0.00	0	NA	0	0.00	NA	NA	0
(C2)	Shares held by Employee Trusts	0	0	0	0	0	0.00	0	0	0	0.00	0	0.00	0	0.00	NA	NA	0
	Total	221370	814497619	0	0	814497619	100.00	814497619	0	814497619	100.00	0	100.00	564209040	69.27	0	0.00	814497619


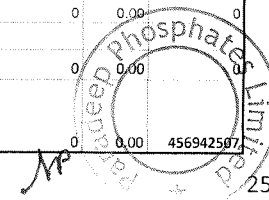


Table II - Statement showing shareholding pattern of the Promoter and Promoter Group

	Category & Name of the Shareholders	Entity type i.e. promoter OR promoter group entity (except promoter)	Nos. of shareholders	No. of fully paid up equity shares held	Partly paid-up equity shares held	Nos. of shares underlying Depository Receipts	Total nos. shares held	Shareholding % calculated as per SCRR, 1957 As a % of (A+B+C2)	Number of Voting Rights held in each class of securities			No. of Shares Underlying Outstanding convertible securities (including Warrants)	Shareholding, as a % assuming full conversion of convertible securities (as a percentage of diluted share capital) as a % of A+B+C2	Number of Locked in shares		Number of Shares pledged or otherwise encumbered		Number of equity shares held in dematerialized form	
									No of Voting Rights					Total as a % of Total Voting rights	No. (a)	As a % of total Shares held (b)	No. (a)		As a % of total Shares held (b)
									Class: Equity Shares	Class: NIL	Total								
(I)	(II)	(III)	(IV)	(V)	(VI)	(VII)=(IV)+(V)+(VI)	(VIII)	(IX)			(X)	(XI)=(VII)+(X)	(XII)		(XIII)		(XIV)		
(1) Indian																			
(a) Individuals/Hindu undivided Family			0	0	0	0	0	0.00	0	0	0	0.00	0	0.00	0	0.00	0	0.00	0
(b) Central Government/ State Government(s)			0	0	0	0	0	0.00	0	0	0	0.00	0	0.00	0	0.00	0	0.00	0
(c) Financial Institutions/ Banks			0	0	0	0	0	0.00	0	0	0	0.00	0	0.00	0	0.00	0	0.00	0
(d) Any Other (specify)			1	456942507	0	0	456942507	56.10	456942507	0	456942507	56.10	0	56.10	456942507	100.00	0	0.00	456942507
1 Bodies Corporate			1	456942507	0	0	456942507	56.10	456942507	0	456942507	56.10	0	56.10	456942507	100.00	0	0.00	456942507
	Zuari Maroc Phosphates Private Limited	Promoter		456941907	0	0	456941907	56.10	456941907	0	456941907	56.10	0	56.10	456941907	100.00	0	0.00	456941907
	** Zuari Maroc Phosphates Private Limited																		
	Manas Ranjan Panda	Promoter		100	0	0	100	0.00	100	0	100	0.00	0	0.00	100	100.00	0	0.00	100
	** Zuari Maroc Phosphates Private Limited																		
	Ashoka Kumar Meher	Promoter		100	0	0	100	0.00	100	0	100	0.00	0	0.00	100	100.00	0	0.00	100
	** Zuari Maroc Phosphates Private Limited																		
	Narayanan Suresh Krishnan	Promoter		100	0	0	100	0.00	100	0	100	0.00	0	0.00	100	100.00	0	0.00	100
	** Zuari Maroc Phosphates Private Limited																		
	Prashant Kumar Pradhan	Promoter		100	0	0	100	0.00	100	0	100	0.00	0	0.00	100	100.00	0	0.00	100
	** Zuari Maroc Phosphates Private Limited																		
	Pranab Kumar Bhattacharyya	Promoter		100	0	0	100	0.00	100	0	100	0.00	0	0.00	100	100.00	0	0.00	100
	** Zuari Maroc Phosphates Private Limited																		
	Anshuman Mishra	Promoter		100	0	0	100	0.00	100	0	100	0.00	0	0.00	100	100.00	0	0.00	100
	Sub-Total (A)(1)		1	456942507	0	0	456942507	56.10	456942507	0	456942507	56.10	0	56.10	456942507	100.00	0	0.00	456942507
(2) Foreign																			
(a) Individuals (Non-Resident Individuals/ Foreign Individuals)			0	0	0	0	0	0.00	0	0	0	0.00	0	0.00	0	0.00	0	0.00	0
(b) Government			0	0	0	0	0	0.00	0	0	0	0.00	0	0.00	0	0.00	0	0.00	0
(c) Institutions			0	0	0	0	0	0.00	0	0	0	0.00	0	0.00	0	0.00	0	0.00	0
(d) Foreign Portfolio Investor			0	0	0	0	0	0.00	0	0	0	0.00	0	0.00	0	0.00	0	0.00	0
(f) Any Other (specify)			0	0	0	0	0	0.00	0	0	0	0.00	0	0.00	0	0.00	0	0.00	0
			0	0	0	0	0	0.00	0	0	0	0.00	0	0.00	0	0.00	0	0.00	0
	Sub-Total (A)(2)		0	0	0	0	0	0.00	0	0	0	0.00	0	0.00	0	0.00	0	0.00	0
	Total Shareholding of Promoter and Promoter Group (A)= (A)(1)+(A)(2)		1	456942507	0	0	456942507	56.10	456942507	0	456942507	56.10	0	56.10	456942507	100.00	0	0.00	456942507



** Includes Equity Shares held by ZMPPL Joint Holders															
---	--	--	--	--	--	--	--	--	--	--	--	--	--	--	--

Handwritten signature

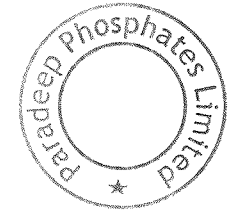
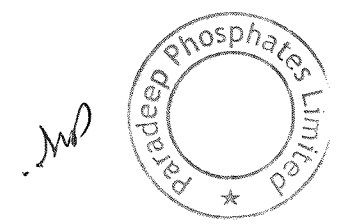


Table III - Statement showing shareholding pattern of the Public shareholder

Category & Name of the Shareholders	Nos. of shareholders	No. of fully paid up equity shares held	Partly paid-up equity shares held	Nos. of shares underlying Depository Receipts	Total nos. shares held	Shareholding % calculated as per SCRR, 1957 As a % of (A+B+C2)	Number of Voting Rights held in each class of securities			No. of Shares Underlying Outstanding convertible securities (including Warrants)	Shareholding, as a % assuming full conversion of convertible securities (as a percentage of diluted share capital) as a % of A+B+C2	Number of Locked in shares		Number of Shares pledged or otherwise encumbered		Number of equity shares held in dematerialized form	
							No of Voting Rights					Total as a % of Total Voting rights	No. (a)	As a % of total Shares held (b)	No. (a)		As a % of total Shares held (b)
							Class: Equity Shares	Class: NIL	Total								
(I)	(III)	(IV)	(V)	(VI)	(VII)=(IV)+(V)+(VI)	(VIII)	(IX)			(X)	(XI)=(VII)+(X)	(XII)		(XIII)	(XIV)		
(1) Institutions																	
(a) Mutual Funds/ Sbi Multicap Fund	7	128594801 42751427	0	0	128594801 42751427	15.79 5.25	128594801 42751427	0	128594801 42751427	15.79 5.25	0	73333050 11428550	57.03 26.73	NA NA		128594801 42751427	
Nippon Life India Trustee Ltd-A/C Nippon India Small Cap Fund		27629984	0	0	27629984	3.39	27629984	0	27629984	3.39	0	11428550	41.36	NA		27629984	
Icici Prudential Multi-Asset Fund		19165990	0	0	19165990	2.35	19165990	0	19165990	2.35	0	11428550	59.63	NA		19165990	
Hdfc Trustee Company Ltd. A/C Hdfc Balanced Advantage Fund		11428550	0	0	11428550	1.40	11428550	0	11428550	1.40	0	11428550	100.00	NA		11428550	
Mirae Asset Equity Savings Fund		11428550	0	0	11428550	1.40	11428550	0	11428550	1.40	0	11428550	100.00	NA		11428550	
(b) Venture Capital Funds	0	0	0	0	0	0.00	0	0	0	0.00	0	0	0.00	NA		0	
(c) Alternate Investment Funds	1	20396	0	0	20396	0.00	20396	0	20396	0.00	0	0	0.00	NA		20396	
(d) Foreign Venture Capital Investors	0	0	0	0	0	0.00	0	0	0	0.00	0	0	0.00	NA		0	
(e) Foreign Portfolio Investors	14	48399404	0	0	48399404	5.94	48399404	0	48399404	5.94	0	33933483	70.11	NA		48399404	
Goldman Sachs Funds - Goldman Sachs India Equity Portfolio		13913821	0	0	13913821	1.71	13913821	0	13913821	1.71	0	11428550	82.14	NA		13913821	
Bnp Paribas Arbitrage		12854544	0	0	12854544	1.58	12854544	0	12854544	1.58	0	10476200	81.50	NA		12854544	
(f) Financial Institutions/ Banks	1	449904	0	0	449904	0.06	449904	0	449904	0.06	0	0	0.00	NA		449904	
(g) Insurance Companies	1	34899520	0	0	34899520	4.28	34899520	0	34899520	4.28	0	0	0.00	NA		34899520	
Life Insurance Corporation Of India		34899520	0	0	34899520	4.28	34899520	0	34899520	4.28	0	0	0.00	NA		34899520	
(h) Provident Funds/ Pension Funds	0	0	0	0	0	0.00	0	0	0	0.00	0	0	0.00	NA		0	
(i) Any Other (specify)	0	0	0	0	0	0.00	0	0	0	0.00	0	0	0.00	NA		0	
	0	0	0	0	0	0.00	0	0	0	0.00	0	0	0.00	NA		0	
Sub-Total (B)(1)	24	212364025	0	0	212364025	26.07	212364025	0	212364025	26.07	0	107266533	50.51	NA		212364025	
(2) Central Government/ State Government(s)/ President of India	0	0	0	0	0	0.00	0	0	0	0.00	0	0	0.00	NA		0	
Sub-Total (B)(2)	0	0	0	0	0	0.00	0	0	0	0.00	0	0	0.00	NA		0	



(3)	Non-institutions																	
	Individuals																	
(a)	i. Individual shareholders holding nominal share capital up to Rs. 2 lakhs.	220004	115179050	0	0	115179050	14.14	115179050	0	115179050	14.14	0	14.14	0	0.00	NA	115179050	
	ii. Individual shareholders holding nominal share capital in excess of Rs. 2 lakhs.	441	20148450	0	0	20148450	2.47	20148450	0	20148450	2.47	0	2.47	0	0.00	NA	20148450	
(b)	NBFCs registered with RBI	0	0	0	0	0	0.00	0	0	0	0.00	0	0.00	0	0.00	NA	0	
(c)	Employee Trusts	0	0	0	0	0	0.00	0	0	0	0.00	0	0.00	0	0.00	NA	0	
(d)	Overseas Depositories (holding DRs) (balancing figure)	0	0	0	0	0	0.00	0	0	0	0.00	0	0.00	0	0.00	NA	0	
(e)	Any Other (specify)	900	9863587	0	0	9863587	1.21	9863587	0	9863587	1.21	0	1.21	0	0.00	NA	9863587	
1	Bodies Corporates	31	6394037	0	0	6394037	0.79	6394037	0	6394037	0.79	0	0.79	0	0.00	NA	6394037	
2	LLP	3	2009700	0	0	2009700	0.25	2009700	0	2009700	0.25	0	0.25	0	0.00	NA	2009700	
3	Non Resident (Non Repat)	292	343000	0	0	343000	0.04	343000	0	343000	0.04	0	0.04	0	0.00	NA	343000	
4	Non Resident	574	1116850	0	0	1116850	0.14	1116850	0	1116850	0.14	0	0.14	0	0.00	NA	1116850	
	Sub-Total (B)(3)	221345	145191087	0	0	145191087	17.83	145191087	0	145191087	17.83	0	17.83	0	0.00	NA	145191087	
	Total Public Shareholding (B)= (B)(1)+(B)(2)+(B)(3)	221369	357555112	0	0	357555112	43.90	357555112	0	357555112	43.90	0	43.90	107266533	30.00	NA	357555112	

MP

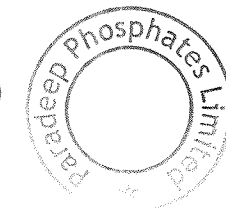


Table IV - Statement showing shareholding pattern of the Non Promoter- Non Public shareholder

Category & Name of the Shareholders	Nos. of shareholders	No. of fully paid up equity shares held	Partly paid up equity shares held	Nos. of shares underlying Depository Receipts	Total nos. shares held	Shareholding % calculated as per SCRR, 1957 As a % of (A+B+C2)	Number of Voting Rights held in each class of securities			No. of Shares Outstanding convertible securities (including Warrants)	Shareholding, as a % assuming full conversion of convertible securities (as a percentage of diluted share capital) as a % of A+B+C2 (XI)=(VII)+(X)	Number of Locked in shares		Number of Shares pledged or otherwise encumbered		Number of equity shares held in dematerialized form	
							No of Voting Rights					Total as a % of Total Voting rights	No. (a)	As a % of total Shares held (b)	No. (a)		As a % of total Shares held (b)
							Class: Equity Shares	Class: NIL	Total								
(I)	(III)	(IV)	(V)	(VI)	(VII)=(IV)+(V)+(VI)	(VIII)	(IX)			(X)	(XI)	(XII)		(XIII)	(XIV)		
(1) Custodian/DR Holder	0	0	0	0	0	0.00	0	0	0	0.00	0	0.00	0	0.00	0	0.00	0
(a) Name of DR Holder (if available)																	
(2) Employee Benefit Trust (under SEBI (Share based Employee Benefit) Regulations, 2014)	0	0	0	0	0	0.00	0	0	0	0.00	0	0.00	0	0.00	0	0.00	0
(a)																	
Total Non-Promoter- Non Public Shareholding (C)= (C)(1)+(C)(2)	0	0	0	0	0	0.00	0	0	0	0.00	0	0.00	0	0.00	0	0.00	0

Table V - Statement showing details of Significant Beneficial Owners (SBOs)

Sr. No	Details of the SBO (I)		Details of the registered owner (II)			Details of holding/ exercise of right of the SBO in the reporting company, whether direct or indirect*: (III)					Date of creation / acquisition of significant beneficial interest# (IV)
	Name	Nationality	Name	PAN/ Passport No. in case of a foreign national	Nationality	Shares	Voting Rights	Rights on distributable dividend or any other distribution	Exercise of control	Exercise of significant influence	
N.A.	N.A.	N.A.	N.A.	N.A.	N.A.	N.A.	N.A.	N.A.	N.A.	N.A.	N.A.

