



Introductory sub-table (I)(a)

Name of the Company: R&B DENIMS LIMITED			
Scrip Code, Name of the scrip, class of security:			
POST ISSUE			
Partly paid-up shares:-	No. of partly paid-up shares	As a % of total no. of partly paid-up shares	As a % of total no. of shares of the company
Held by promoter/promoter group	0	0.00	0.00
Held by public	0	0.00	0.00
Total - D	0	0.00	0.00
Outstanding convertible securities:-	No. of outstanding securities	As a % of total no. of outstanding convertible securities	As a % of total no. of shares of the company, assuming full conversion of the convertible securities
Held by promoter/promoter group	0	0.00	0.00
Held by public	0	0.00	0.00
Total - E	0	0.00	0.00
Warrants:-	No. of warrants	As a % of total no. of warrants	As a % of total no. of shares of the company, assuming full conversion of warrants
Held by promoter/promoter group	0	0.00	0.00
Held by public	0	0.00	0.00
Total - F	0	0.00	0.00
Total paid-up capital of the company, assuming full conversion of warrants and convertible securities (Grand Total (A+B+C)+ D+E+F)	13994688		100.00



Statement Showing Shareholding Pattern
Table I(a)

Category	Category of Shareholder	No. of Share	Total No. of	Total No. of Shares held in Dematerialized	Total Shareholding as a % of As a % of (A+B)	As a % of (A+B+C)	Shares pledged or Number of shares	As a % of Total No. of Shares
(I)	(II)	(III)	(IV)	(V)	(VI)	(VII)	(VIII)	(IX)
(A)	Shareholding of Promoter and Promoter Group²							
(A1)	Indian							
(a)	Individuals/ Hindu Undivided Family	16	3981678	3981678	28.45	28.45	0	-
(b)	Central Government/ State Government(s)	0	0	0	-	-	0	-
(c)	Bodies Corporate	2	1875000	1875000	13.40	13.40	0	-
(d)	Financial Institutions/ Banks	0	0	0	-	-	0	-
(e)	Any Others(Specify)				-	-		
	Sub Total(A1)	18	5856678	5856678	41.85	41.85	0	0.00
(A2)	Foreign							
(a)	NRIs/Foreign Individuals.	0	0	0	-	-	0	-
(b)	Bodies Corporate	0	0	0	-	-	0	-
(c)	Institutions	0	0	0	-	-	0	-
(d)	Any Others(Specify)				-	-		
	Sub Total(A2)	0	0	0	0.00	0.00	0	0.00
	Total Shareholding of Promoter and Promoter Group (A)=(A1)+(A2)	18	5856678	5856678	41.85	41.85	0	0.00
(B)	Public shareholding							
(B1)	Institutions							
(a)	Mutual Funds/ UTI	0	0	0	-	-	0	-
(b)	Financial Institutions/Banks	0	0	0	-	-	0	-
(c)	Central Government/ State Government(s)	0	0	0	-	-	0	-
(d)	Venture Capital Funds	0	0	0	-	-	0	-
(e)	Insurance Companies	0	0	0	-	-	0	-
(f)	Foreign Institutional Investors	0	0	0	-	-	0	-
(g)	Foreign Venture Capital Investors	0	0	0	-	-	0	-
(h)	Qualified Foreign Investor	0	0	0	-	-	0	-
(i)	Market Makers	1	190000	190000	1.36	1.36	0	-
(j)	Any Other (specify)							
	Sub-Total (B1)	1	190000	190000	1.36	1.36	0	0.00
(B2)	Non-institutions							
(a)	Bodies Corporate	6	3960000	210000	28.30	28.30	0	-
(b)	Individuals							
(b-i)	Individual shareholders holding nominal share capital up to Rs 1 lakh	95	940010	940000	6.72	6.72	0	-
(b-ii)	Individual shareholders holding nominal share capital in excess of Rs. 1 lakh.	73	3048000	3048000	21.78	21.78	0	-
(c)	Qualified Foreign Investor	0	0	0	-	-	0	-
(d)	Any Other (specify)							
	NRI	0	0	0	-	-	0	-
	OCB	0	0	0	-	-	0	-
	Clearing Members	0	0	0	-	-	0	-
	Sub-Total (B2)	174	7948010	4198000	56.79	56.79	0	0.00
	Total Public Shareholding (B)=(B1)+(B2)	175	8138010	4388000	58.15	58.15	0	0.00
	TOTAL (A)+(B)	193	13994688	10244678	100.00	100.00	0	0.00
(C)	Shares held by Custodians and against which Depository Receipts have been issued							
(C1)	Promoter and Promoter Group	0	0	0	-	-	0	-
(C2)	Public	0	0	0	-	-	0	-
	Sub-Total (C)	0	0	0	0.00	0.00	0	0.00
	GRAND TOTAL (A)+(B)+(C)	193	13994688	10244678	100.00	100.00	0	0.00



(I)(b) Statement showing Shareholding of persons belonging to the category

"Promoter and Promoter Group"


(*) The term "encumbrance" has the same meaning as assigned to it in regulation 28(3) of the SAST Regulations, 2011.

Sr. No.	Name of the shareholder	Details of Shares held		Encumbered shares (*)			Details of warrants		Details of convertible securities		Total shares (including underlying shares assuming full conversion of warrants and convertible securities) as a % of diluted share capital
		No. of Shares held	As a % of grand total (A)+(B)+(C)	Number	As a percentage	As a % of grand total (A)+(B)+(C) of sub-clause (I)(a)	Number of warrants held	As a % of total number of warrants of the same class	Number of convertible securities held	As a % of total number of convertible securities of the same class	
(I)	(II)	(III)	(IV)	(V)	(VI) = (V) / (III) * 100	(VII)	(VIII)	(IX)	(X)	(XI)	(XII)
1	RAWATKHEDIA SILK MILLS PVT. LTD.	1500000	10.72	0	0.00	0.00	0	0.00	0	0.00	10.72
2	RAJKUMAR MANGILAL BORANA	942921	6.74	0	0.00	0.00	0	0.00	0	0.00	6.74
3	ANKUR MANGILAL BORANA	942918	6.74	0	0.00	0.00	0	0.00	0	0.00	6.74
4	AMIT ANAND DALMIA	549171	3.92	0	0.00	0.00	0	0.00	0	0.00	3.92
5	DEEPAK ANAND DALMIA	549168	3.92	0	0.00	0.00	0	0.00	0	0.00	3.92
6	MAYFAIR VINIMAY PVT. LTD.	375000	2.68	0	0.00	0.00	0	0.00	0	0.00	2.68
7	MANGILAL A. BORANA	300000	2.14	0	0.00	0.00	0	0.00	0	0.00	2.14
8	MANGILAL A. BORANA (HUF)	225000	1.61	0	0.00	0.00	0	0.00	0	0.00	1.61
9	RAKJUMAR MANGILAL BORANA (HUF)	183000	1.31	0	0.00	0.00	0	0.00	0	0.00	1.31
10	DHWANI ANKUR BORANA	153000	1.09	0	0.00	0.00	0	0.00	0	0.00	1.09
11	ANKUR MANGILAL BORANA (HUF)	85500	0.61	0	0.00	0.00	0	0.00	0	0.00	0.61
12	SHARMILA RAKJUMAR BORANA	10500	0.08	0	0.00	0.00	0	0.00	0	0.00	0.08
13	MOHINI BORANA	10500	0.08	0	0.00	0.00	0	0.00	0	0.00	0.08
14	SUNAINA DEEPAK DALMIA	6000	0.04	0	0.00	0.00	0	0.00	0	0.00	0.04
15	SHASHIDEVI DALMIA	6000	0.04	0	0.00	0.00	0	0.00	0	0.00	0.04
16	DEEPAK DALMIA (HUF)	6000	0.04	0	0.00	0.00	0	0.00	0	0.00	0.04
17	DEEPA AMITKUMAR DALMIA	6000	0.04	0	0.00	0.00	0	0.00	0	0.00	0.04
18	AMIT KUMAR DALMIA (HUF)	6000	0.04	0	0.00	0.00	0	0.00	0	0.00	0.04
	TOTAL	5856678	41.85	0	0.00	0.00	0	0.00	0	0.00	41.85



(I)(c)(i) Statement showing holding of securities (including shares, warrants, convertible securities) of persons belonging to the category "Public" and holding more than 1% of the total number of shares

Sr. No.	Name of the shareholder	Number of shares held	Shares as a percentage of total number of shares (i.e., Grand Total (A)+(B)+(C) indicated in Statement at para (I)(a) above)	Details of warrants		Details of convertible securities		Total shares (including underlying shares assuming full conversion of warrants and convertible securities) as a % of diluted share capital
				Number of warrants held	As a % of total number of warrants of the same class	Number of convertible securities held	As a % of total number of convertible securities of the same class	
1	SINGRODIA BROS HOLDING PRIVATE LIMITED	750000	5.36	0	0.00	0	0.00	5.36
2	SHRI RAMRATHI MARKETING PRIVATE LIMITED	750000	5.36	0	0.00	0	0.00	5.36
3	POSITIVE VINIMAY PRIVATE LIMITED	750000	5.36	0	0.00	0	0.00	5.36
4	NEWTOWN MERCANTILES PRIVATE LIMITED	750000	5.36	0	0.00	0	0.00	5.36
5	CLUBSIDE DEALCOM PRIVATE LIMITED	750000	5.36	0	0.00	0	0.00	5.36
6	AMIT KUMAR JAIN	390000	2.79	0	0.00	0	0.00	2.79
7	LALITA BORANA	228000	1.63	0	0.00	0	0.00	1.63
8	NARESHKUMAR BORANA (HUF)	225000	1.61	0	0.00	0	0.00	1.61
9	NARESHKUMAR BORANA	225000	1.61	0	0.00	0	0.00	1.61
10	M/S K K STOCK MANAGEMENT PVT LTD KKS	210000	1.50	0	0.00	0	-0.00	1.50
11	HEM SECURITIES LIMITED	190000	1.36	0	0.00	0	0.00	1.36
	TOTAL	5218000	37.29	0	0.00	0	0.00	37.29



(l)(c)(ii) Statement showing holding of securities (including shares, warrants, convertible securities) of persons (together with PAC) belonging to the category "Public" and holding more than 5% of the total number of shares of the company

Sr. No.	Name of the shareholder	Number of shares held	Shares as a percentage of total number of shares (i.e., Grand Total (A)+(B)+(C) indicated in Statement at para (l)(a) above)	Details of warrants		Details of convertible securities		Total shares (including underlying shares assuming full conversion of warrants and convertible securities) as a % of diluted share capital
				Number of warrants held	As a % of total number of warrants of the same class	Number of convertible securities held	As a % of total number of convertible securities of the same class	
1	SINGRODIA BROS HOLDING PRIVATE LIMITED	750000	5.36	0	0.00	0	0.00	5.36
2	SHRI RAMRATHI MARKETING PRIVATE LIMITED	750000	5.36	0	0.00	0	0.00	5.36
3	POSITIVE VINIMAY PRIVATE LIMITED	750000	5.36	0	0.00	0	0.00	5.36
4	NEWTOWN MERCANTILES PRIVATE LIMITED	750000	5.36	0	0.00	0	0.00	5.36
5	CLUBSIDE DEALCOM PRIVATE LIMITED	750000	5.36	0	0.00	0	0.00	5.36
	TOTAL	3750000	26.80	0	0.00	0	0.00	26.80



p

(I)(d) Statement showing details of locked-in shares

Sl. No.	Name of the Shareholder	No. of Shares	Locked-in Shares as % of Total No. of Shares	Public / Promoter Group
1	RAWATKHEDIA SILK MILLS PVT. LTD.	1500000	10.72	Promoter Group
2	RAJKUMAR MANGILAL BORANA	942921	6.74	Promoter Group
3	ANKUR MANGILAL BORANA	942918	6.74	Promoter Group
4	SINGRODIA BROS HOLDING PRIVATE LIMITED	750000	5.36	Public
5	SHRI RAMRATHI MARKETING PRIVATE LIMITED	750000	5.36	Public
6	POSITIVE VINIMAY PRIVATE LIMITED	750000	5.36	Public
7	NEWTOWN MERCANTILES PRIVATE LIMITED	750000	5.36	Public
8	CLUBSIDE DEALCOM PRIVATE LIMITED	750000	5.36	Public
9	AMIT ANAND DALMIA	549171	3.92	Promoter Group
10	DEEPAK ANAND DALMIA	549168	3.92	Promoter Group
11	MAYFAIR VINIMAY PVT. LTD.	375000	2.68	Promoter Group
12	MANGILAL A. BORANA	300000	2.14	Promoter Group
13	LALITA BORANA	228000	1.63	Public
14	NARESHKUMAR BORANA (HUF)	225000	1.61	Public
15	NARESHKUMAR BORANA	225000	1.61	Public
16	MANGILAL A. BORANA (HUF)	225000	1.61	Promoter Group
17	RAKJUMAR MANGILAL BORANA (HUF)	183000	1.31	Promoter Group
18	DHWANI ANKUR BORANA	153000	1.09	Promoter Group
19	ANKUR MANGILAL BORANA (HUF)	85500	0.61	Promoter Group
20	SHARMILA RAKJUMAR BORANA	10500	0.08	Promoter Group
21	MOHINI BORANA	10500	0.08	Promoter Group
22	SUNAINA DEEPAK DALMIA	6000	0.04	Promoter Group
23	SHASHIDEVI DALMIA	6000	0.04	Promoter Group
24	DEEPAK DALMIA (HUF)	6000	0.04	Promoter Group
25	DEEPA AMITKUMAR DALMIA	6000	0.04	Promoter Group
26	AMIT KUMAR DALMIA (HUF)	6000	0.04	Promoter Group
27	VIKAS UMMEDMAL JAIN	10	0.00	Public
	TOTAL	10284688	73.49	



(II)(a) Statement showing details of Depository Receipts (DRs)

Sl. No.	Type of Outstanding DR (ADRs, GDRs, SDRs, etc.)	No. of Outstanding DRs	No. of Shares Underlying Outstanding DRs	Shares Underlying Outstanding DRs as % of Total No. of Shares
1			0	0.00
	Total	0	0	0.00

(II)(b) Statement showing holding of Depository Receipts (DRs), where underlying shares held by "promoter/promoter group" are in excess of 1% of the total number of shares

Sl. No.	Name of the DR Holder	Type of Outstanding DR (ADRs, GDRs, SDRs, etc.)	No. of Shares Underlying Outstanding DRs	Shares Underlying Outstanding DRs as % of Total No. of Shares
1				
	Total		0	0

