

Holding of Specified Securities

Annexure - I

1. Name of Listed Entity: **SHREESHAY ENGINEERS LIMITED**

2. Scrip Code/Name of Scrip/Class of Security

3. Share Holding Pattern Filed under: Reg. 31(1)(a)/Reg. 31(1)(b)/Reg. 31(1)(c)

a. If under 31(1)(b) then indicate the report for Quarter ending **17-03-2018**

b. If under 31(1)(c) then indicate date of allotment/texting/issuement

4. Declaration: The Listed entity is required to submit the following declaration to the extent of submission of information:-

Particulars	Yes*	No*
1. Whether the Listed Entity has issued any partly paid up shares?	-	-
2. Whether the Listed Entity has issued any Convertible Securities or Warrants?	-	-
3. Whether the Listed Entity has any shares against which depository receipts are issued?	-	-
4. Whether the Listed Entity has any shares in locked-in?	Yes*	-
5. Whether any shares held by promoters are pledge or otherwise encumbered?	-	-

* If the Listed Entity selects the option 'No' for the questions above, the columns for the partly paid up shares, Outstanding Convertible Securities/Warrants, depository receipts, locked-in shares, No of shares pledged or otherwise encumbered by promoters, as applicable, shall not be displayed at the time of dissemination on the Stock Exchange website. Also wherever there is 'No' declared by Listed Entity in above table the values will be considered as 'Zero' by default on submission of the format of holding of specified securities.




Table 1 - SUMMARY STATEMENT HOLDING OF SPECIFIED SECURITIES

Category (i)	Category of shareholder (ii)	Nos. of Share holders (iii)	No. of fully paid up equity share held (iv)	Nos. of Family paid-up equity share held (v)	No. of shares underlying Depository Receipts (vi)	Total nos. shares held (vii) = (iv)+(v)+(vi)	Shareholding as a % of total no. of shares (calculated as SCRR, 1957) As a % of (A+B+C2) (viii)	Number of Voting Rights held in each class of securities (ix)			No. of Shares Underlying Outstanding convertible securities (including Warrants) (x)	Shareholding as a % assuming full conversion of convertible securities as a % of diluted share capital (xi) = (vii)-(x) As a % of (A+B+C2)	Number of Locked in shares (xii)		Number of Shares pledged or otherwise encumbered (xiii)		Number of equity shares held in dematerialized form (xiv)
								Cast	Others	Total			(a)	(b)	(c)	(d)	
(A)	Promoter & Promoter Group	12	9603396	0	0	9603396	72.7343	Cast Equity	Cast Others	Total	0	72.7343	0	0	0	0	9603396
(B)	Public	216	3600000	0	0	3600000	27.2657	0	0	0	0	0.0000	0	0	0	0	3600000
(C)	Non Promoter-Non Public	0	0	0	0	0	0.0000	0	0	0	0	0.0000	0	0	0	0	0
(C1)	Shares underlying DRs	0	0	0	0	0	0.0000	0	0	0	0	0.0000	0	0	0	0	0
(C2)	Shares held by Employee Trusts	0	0	0	0	0	0.0000	0	0	0	0	0.0000	0	0	0	0	0
	Total	228	13203396	0	0	13203396	100.0000	13203396	0	13203396	100.0000	9603396	72.7343	0	0	0	13203396




Table II - STATEMENT SHOWING SHAREHOLDING PATTERN OF THE PROMOTER AND PROMOTER GROUP

Category & Name of the shareholders (i)	No of Share holders (ii)	No of fully paid up equity Shares held (iv)	Partly paid-up Share held (v)	No. of shares underlying Depository Receipts (vi)	Total nos. shares held (vii)=(iv)+(v)+(vi)	Shareholding % as per SCRR,1957 As a % of (A+B+C2) (viii)	Number of Voting Rights held in each class of securities (ix)			No. of Shares Underlying Outstanding convertible securities (including Warrants) (x)	Shareholding, as a % assuming full conversion of convertible securities as a % of diluted share capital (xi)=(viii)/(x) As a % of (A+B+C2)	Number of Locked in Shares (xii)	Number of Shares pledged or otherwise encumbered (xiii)	Number of equity shares held in dematerialized form (xiv)	
							Class Equity ^x	Class Others ^y	Total						
1 Indian															
(a) Individuals/Hindu undivided Family															
BHOGIN D PATEL	1	2443160	0	0	2443160	18.5040	2443160	0	2443160	13.5040	0	0.0000	0	0.0000	2443160
KISHORE DANABHAI PATEL	1	2040218	0	0	2040218	15.4522	2040218	0	2040218	15.4522	0	0.0000	0	0.0000	2040218
Total	2	4483378	0	0	4483378	33.9562	4483378	0	4483378	33.9562	0	0.0000	0	0.0000	4483378
(b) Central Government/State Government(s)															
Total	0	0	0	0	0	0.0000	0	0	0	0.0000	0	0.0000	0	0.0000	0
(c) Financial Institutions/Banks															
Total	0	0	0	0	0	0.0000	0	0	0	0.0000	0	0.0000	0	0.0000	0
(d) Any Other Bodies Corporate															
LINK PROMOTERS PVT LTD.	1	1660000	0	0	1660000	12.5725	1660000	0	1660000	12.5725	0	0.0000	0	0.0000	1660000
PATEL CREATORS & CONSTRUCTORS PVT. LTD.	1	1100000	0	0	1100000	8.3312	1100000	0	1100000	8.3312	0	0.0000	0	0.0000	1100000
REAR PROMOTERS PVT. LTD.	1	200000	0	0	200000	1.5148	200000	0	200000	1.5148	0	0.0000	0	0.0000	200000
ROHAN PAPER LIMITED	1	1000000	0	0	1000000	7.5738	1000000	0	1000000	7.5738	0	0.0000	0	0.0000	1000000
DIVINE KALS PROPERTIES PVT. LTD.	1	800000	0	0	800000	6.0590	800000	0	800000	6.0590	0	0.0000	0	0.0000	800000
Total	5	4760000	0	0	4760000	36.0513	4760000	0	4760000	36.0513	0	0.0000	0	0.0000	4760000
(d) Any Other Directors Relatives															
NISSHA BHOGIN PATEL	1	178218	0	0	178218	1.3498	178218	0	178218	1.3498	0	0.0000	0	0.0000	178218
ANJALI KISHORE PATEL	1	178400	0	0	178400	1.3500	178400	0	178400	1.3500	0	0.0000	0	0.0000	178400
KISHORE G. PATEL HUF	1	1800	0	0	1800	0.0136	1800	0	1800	0.0136	0	0.0000	0	0.0000	1800
BHOGIN D PATEL HUF	1	1800	0	0	1800	0.0136	1800	0	1800	0.0136	0	0.0000	0	0.0000	1800
D. K. PATEL HUF	1	1800	0	0	1800	0.0136	1800	0	1800	0.0136	0	0.0000	0	0.0000	1800
Total	5	360018	0	0	360018	2.7257	360018	0	360018	2.7257	0	0.0000	0	0.0000	360018
Sub-Total (A)(1)	12	9603396	0	0	9603396	72.7343	9603396	0	9603396	72.7343	0	0.0000	0	0.0000	9603396
2 Foreign															
(a) Individuals/Non-Resident Individuals/Foreign Individuals															
Total	0	0	0	0	0	0.0000	0	0	0	0.0000	0	0.0000	0	0.0000	0
(b) Government															
Total	0	0	0	0	0	0.0000	0	0	0	0.0000	0	0.0000	0	0.0000	0
(c) Institutions															
Total	0	0	0	0	0	0.0000	0	0	0	0.0000	0	0.0000	0	0.0000	0
(d) Foreign Portfolio Investor															
Total	0	0	0	0	0	0.0000	0	0	0	0.0000	0	0.0000	0	0.0000	0
Sub-Total (A)(2)	0	0	0	0	0	0.0000	0	0	0	0.0000	0	0.0000	0	0.0000	0
Total Shareholding of Promoter and Promoter Group (A) = (A)(1)+(A)(2)	12	9603396	0	0	9603396	72.7343	9603396	0	9603396	72.7343	0	0.0000	0	0.0000	9603396

Details of Shares which remain unclaimed may be given here along with details such as number of shareholders, outstanding shares held in demat/unclaimed suspense account, voting rights which are frozen etc.

Note:
 (1) PAN would not be displayed on website of Stock Exchange(s).
 (2) The term "Encumbrance" has the same meaning as assigned under regulation 28(3) of SEBI (Substantial Acquisition of Shares and Takeovers) Regulations, 2011.






Table III - STATEMENT SHOWING SHAREHOLDING PATTERN OF THE PUBLIC SHAREHOLDER

Category & Name of the Shareholders (i)	Nos of Share Holders (iii)	No. of fully paid up equity share held (iv)	Partly paid-up equity share held (v)	Nos of Shares Depository Receipts (vi)	Total nos. shares held (vii) = (iv)+(v)+(vi)	Shareholding % as per SCRR, 1957 As a % of (A+B+C2) (viii)	Number of Voting Rights (ix)			Total Voting Rights as a % of Total Voting Rights (x)	No. of Underlying Outstanding convertible securities (including Warrants) (xi)	Total Shareholding, as a % assuming full conversion of convertible securities as a percentage of diluted share capital (xii) = (vii)+(xi) As a % of (A+B+C2)	Number of Locked in shares (xiii)	As a % of total shares held (xiv)	No. of Shares pledged or otherwise encumbered (xv)	As a % of total shares held (xvi)	Number of equity shares held in dematerialized form (xvii)
							Class Equity	Class Others	Total								
1 Institutions																	
(a) Mutual Funds																	
(b) Venture Capital Funds	0	0	0	0	0	0.0000	0	0	0.0000	0	0.0000	0	0.0000	NA	NA	0	
(c) Alternate Investment Funds	0	0	0	0	0	0.0000	0	0	0.0000	0	0.0000	0	0.0000	NA	NA	0	
(d) Foreign Venture Capital Investors	0	0	0	0	0	0.0000	0	0	0.0000	0	0.0000	0	0.0000	NA	NA	0	
(e) Foreign Portfolio Investors	0	0	0	0	0	0.0000	0	0	0.0000	0	0.0000	0	0.0000	NA	NA	0	
(f) Financial Institution/Banks	0	0	0	0	0	0.0000	0	0	0.0000	0	0.0000	0	0.0000	NA	NA	0	
(g) Insurance Companies	0	0	0	0	0	0.0000	0	0	0.0000	0	0.0000	0	0.0000	NA	NA	0	
(h) Provident Funds/ Pension Funds	0	0	0	0	0	0.0000	0	0	0.0000	0	0.0000	0	0.0000	NA	NA	0	
SUB TOTAL (B)(1)	0	0	0	0	0	0.0000	0	0	0.0000	0	0.0000	0	0.0000	NA	NA	0	
2 Central / State government(s)																	
(a) Government(s)/President of India	0	0	0	0	0	0.0000	0	0	0.0000	0	0.0000	0	0.0000	NA	NA	0	
SUB TOTAL (B)(2)	0	0	0	0	0	0.0000	0	0	0.0000	0	0.0000	0	0.0000	NA	NA	0	
3 Non-Institutions																	
(a) Individuals - i. Individual shareholders holding nominal share capital up to Rs. 2 lakhs.	211	1696000	0	0	1696000	12.8452	1696000	0	1696000	12.8452	0	12.8452	0	0.0000	NA	NA	1696000
(a) INDIVIDUAL - ii. Individual shareholders holding nominal share capital in excess of Rs. 2 lakhs.	2	1696000	0	0	1696000	12.8452	1696000	0	1696000	12.8452	0	12.8452	0	0.0000	NA	NA	1696000
HARSHA RAJESH JHAVERI	1	1088000	0	0	1088000	8.2403	1088000	0	1088000	8.2403	0	8.2403	0	0.0000	NA	NA	1088000
SANDEEP JAYSUKHLAL SHAH	1	608000	0	0	608000	4.6049	608000	0	608000	4.6049	0	4.6049	0	0.0000	NA	NA	608000
(b) NBFCs registered with RBI	0	0	0	0	0	0.0000	0	0	0.0000	0	0.0000	0	0.0000	NA	NA	0	
(c) Employee Trusts	0	0	0	0	0	0.0000	0	0	0.0000	0	0.0000	0	0.0000	NA	NA	0	
(d) Overseas Depositors (holding DPs)	0	0	0	0	0	0.0000	0	0	0.0000	0	0.0000	0	0.0000	NA	NA	0	
(d) Balancing figure)	0	0	0	0	0	0.0000	0	0	0.0000	0	0.0000	0	0.0000	NA	NA	0	
(e) Any Other (MARKET MAKER)	1	192000	0	0	192000	1.4542	192000	0	192000	1.4542	0	1.4542	0	0.0000	NA	NA	192000
MIS ARYAMAN CAPITAL MARKETS LIMITED	1	192000	0	0	192000	1.4542	192000	0	192000	1.4542	0	1.4542	0	0.0000	NA	NA	192000
(e) Any Other (NON RESIDENT INDIANS (NRN))	2	15000	0	0	15000	0.1212	15000	0	15000	0.1212	0	0.1212	0	0.0000	NA	NA	15000
SUB TOTAL (B)(3)	216	3600000	0	0	3600000	27.2657	3600000	0	3600000	27.2657	0	27.2657	0	0.0000	NA	NA	3600000
Total Public Shareholding (B) = (B)(1)+(B)(2)+(B)(3)	216	3600000	0	0	3600000	27.2657	3600000	0	3600000	27.2657	0	27.2657	0	0.0000	NA	NA	3600000

Details of the shareholders acting as persons in Concert including their Shareholding (No. and %): 0
 Details of Shares which remain unclaimed may be given hear along with details such as number of Shareholders, outstanding shares held in demat/unclaimed suspense account, voting rights which are frozen etc.
 Note:
 (1) PAN would not be displayed on website of Stock Exchange(s).
 (2) The above format needs to be disclosed along with the name of following persons:
 Institutions/Non Institutions holding more than 1% of total number of shares.




Table IV - STATEMENT SHOWING SHAREHOLDING PATTERN OF THE NON PROMOTER - NON PUBLIC SHAREHOLDER

Category & Name of the shareholders (i)	No. of Share holders (ii)	No. of fully paid up equity Share held (iv)	Partly paid-up equity Share held (v)	Nos. of shares underlying Depository Receipts (vi)	Total no. shares held (vii) = (iv)+(v)+(vi)	Shareholding % calculated as per SCRR, 1957 As a % of (A+B+C2) (viii)	Number of Voting Rights held in each class of securities (ix)			Total as a % of (A+B+C)	No. of Shares Underlying Outstanding convertible securities (including Warrants) (x)	Total Shareholding, as a % assuming full conversion of convertible securities as a % of diluted share capital (xi) = (vii)/(X) As a % of (A+B+C2)	No. of Locked in Shares (xii)	As a % of total shares held (i)	No. of Shares pledged or otherwise encumbered (xiii)	As a % of total shares held (i)	Number of equity shares held in dematerialized form (xiv)
							Class Equity x	Class Others y	Total								
1 Custodian/DR Holder	0	0	0	0	0	0.0000	0	0	0	0.0000	0	0.0000	0	0.0000	NA	NA	0
Total Non Promoter- Non Public Shareholding (C)=(C1)+(C1/2)	0	0	0	0	0	0.0000	0	0	0	0.0000	0	0.0000	0	0.0000	NA	NA	0

Note
 (1) PAN would not be displayed on website of Stock Exchange(s).
 (2) The above format needs to disclose name of all holders holding more than 1% of total number of shares.
 (3) W.r.t. the information pertaining to Depository Receipts, the same may be disclosed in the respective columns to the extent information available