

Limited Review Report on Unaudited half-yearly and year to date Standalone Financial Results of Galactico Corporate Services Limited under Regulation 33 of the SEBI (Listing Obligations and Disclosure Requirements) Regulations, 2015

To,
The Board of Directors of
Galactico Corporate Services Limited

We have reviewed the accompanying Statement of unaudited standalone financial results of **Galactico Corporate Services Limited** ('the Company') for the half year ended 30 September 2021 and year to date result for the period from April 01, 2021 to September 30, 2021 ('the Statement'). This Statement which is the responsibility of the Company's management and has been approved by the Board of Directors. Our responsibility is to issue a report on the Statement based on our review.

We conducted our review of the Statement in accordance with the Standard on Review Engagements (SRE) 2410 "Review of Interim Financial Information Performed by the Independent Auditor of the Entity" issued by the Institute of Chartered Accountants of India. This standard requires that we plan and perform the review to obtain moderate assurance as to whether the Statement is free of material misstatement. A review is limited primarily to inquiries of company personnel and analytical procedures applied to financial data and thus provides less assurance than an audit. We have not performed an audit and accordingly, we do not express an audit opinion.

Based on our review conducted as stated above, nothing has come to our attention that causes us to believe that the accompanying Statement, prepared in accordance with applicable accounting standards and other recognised accounting practices and policies has not disclosed the information required to be disclosed in terms of Regulation 33 of the SEBI (Listing Obligations and Disclosure Requirements) Regulations, 2015 including the manner in which it is to be disclosed, or that it contains any material misstatement.

For M/s. GRANDMARK & Associates.

Chartered Accountants

FRN: 011317N



CA Vinit P. Picha

Partner

M. No. 159938

Place : Nashik

Date : November 14, 2021

UDIN : 21159938AAAACP9059



GRANDMARK & Associates

CHARTERED ACCOUNTANTS

406, Samruddhi Residency, Opp. To Hotel City Pride, Tilak Wadi, Nashik, Maharashtra – 422002

0253-2580699, 9021952339, vinitpicha@grandmarkca.com, vppicha999@yahoo.co.in

H.O.: 118, LGF, Navjivan Vihar, Malviya Nagar, New Delhi – 110017. www.grandmarkca.com, info@grandmarkca.com

Branches: New Delhi | Gurugram | Karnal | Mumbai | Panvel | Bengaluru | Chennai | Kolkata | Raipur | Hyderabad | Ludhiana | Rohtak | Ahmedabad | Pune | Navi Mumbai | Noida | Kotma | Jaipur | Jodhpur

Limited Review Report on Unaudited half-yearly and year to date Consolidated Financial Results of Galactico Corporate Services Limited under Regulation 33 of the SEBI (Listing Obligations and Disclosure Requirements) Regulations, 2015

To the Board of Directors of
Galactico Corporate Services Limited

1. We have reviewed the accompanying Statement of unaudited consolidated financial results of **Galactico Corporate Services Limited** ("the Parent") and its subsidiaries (the parent and its subsidiaries together referred to as "the Group") for the half year ended 30 September and year to date result for the period April 01, 2021 to September 30, 2021 ("the Statement"), being submitted by the Parent pursuant to the requirements of Regulation 33 of the SEBI (Listing Obligations and Disclosure Requirements) Regulations, 2015, as amended ("Listing Regulations").
2. This Statement, which is the responsibility of the Parent's management and has been approved by the Parent's Board of Directors, has been prepared in accordance with applicable accounting standards and other recognized accounting practices. Our responsibility is to express a conclusion on the Statement based on our review.
3. We conducted our review of the Statement in accordance with the Standard on Review Engagements (SRE) 2410 "Review of Interim Financial Information Performed by the Independent Auditor of the Entity" issued by the Institute of Chartered Accountants of India. This standard requires that we plan and perform the review to obtain moderate assurance as to whether the Statement is free of material misstatement. A review is limited primarily to inquiries of company personnel and analytical procedures applied to financial data and thus provides less assurance than an audit. We have not performed an audit and accordingly, we do not express an audit opinion. We also performed procedures in accordance with the circular issued by the SEBI under Regulation 33 (8) of the SEBI (Listing Obligations and Disclosure Requirements) Regulations, 2015, as amended.
4. The Statement includes the results of the following entities:

Name of the Entity	Relationship
Instant Finserve Private Limited (IFPL)	Wholly Owned Subsidiary
Seven Hills Beverages Limited (SHBL)	Subsidiary
Palwe Pest Control Private Limited (PPCPL)	Step Down Subsidiary (Subsidiary of SHBL)
Constro Solutions Limited (CSL)	Associate of Subsidiary (Associate of IFPL)



GRANDMARK & Associates

CHARTERED ACCOUNTANTS

406, Samruddhi Residency, Opp. To Hotel City Pride, Tilak Wadi, Nashik, Maharashtra – 422002

0253-2580699, 9021952339, vinitpicha@grandmarkca.com, vppicha999@yahoo.co.in

H.O.: 118, LGF, Navjivan Vihar, Malviya Nagar, New Delhi – 110017. www.grandmarkca.com, info@grandmarkca.com

Branches: New Delhi | Gurugram | Karnal | Mumbai | Panvel | Bengaluru | Chennai | Kolkata | Raipur | Hyderabad | Ludhiana | Rohtak | Ahmedabad | Pune | Navi Mumbai | Noida | Kotma | Jaipur | Jodhpur

5. Based on our review conducted and procedures performed as stated above and based on the consideration of the review reports of the other auditors , nothing has come to our attention that causes us to believe that the accompanying Statement, prepared in accordance with applicable accounting standards and other recognized accounting practices and policies has not disclosed the information required to be disclosed in terms of Regulation 33 of the SEBI (Listing Obligations and Disclosure Requirements) Regulations, 2015 including the manner in which it is to be disclosed, or that it contains any material misstatement.
6. We did not review the interim financial statement of Instant Finserve Private Limited (Subsidiary), Seven Hills Beverages Limited (Subsidiary) and Palwe Pest Control Private Limited (Subsidiary) included in the consolidated half yearly financial results and consolidated year to date results, whose consolidated interim financial statements reflect total assets of Rs. 3,241.87 lakhs as at 30th September, 2021 (year to date) and at the half year ended 30th September, 2021 (date of half year end); as well as the total revenue of Rs. 733.90 lakhs as at 30th September, 2021 (year to date) and at the half year ended 30th September, 2021 (date of half year end).
We did not review the interim financial statement of Constro Solutions Limited (Associate of Subsidiary) included in the consolidated half yearly financial results and consolidated year to date results, whose consolidated interim financial statements reflect IFPL's share total profit of Rs. 95.45 lakhs as at 30th September, 2021 (year to date) and at the half year ended 30th September, 2021 (date of half year end).
7. These interim financial statements and other financial information have been reviewed by other auditors whose report(s) has (have) been furnished to us by the management, and our conclusion on the Statement, in so far as it relates to the amounts and disclosures included in respect of these subsidiaries and associate, is based solely on the report of such other auditors and the procedures performed by us as stated above.

Our conclusion on the Statement is not modified in respect of the above matter.

For M/s. GRANDMARK & Associates.

Chartered Accountants

FRN: 011317N



CA Vinit P. Picha

Partner

M. No. 159938

Place : Nashik

Date : November 14, 2021


UDIN : 21159938AAAACQ5911



GALACTICO CORPORATE SERVICES LIMITED
CIN: L74110MH2015PLC265578
BALANCE SHEET AS AT 30TH SEPTEMBER, 2021 (RS. IN LAKHS)

Sr. No.	Particulars	STANDALONE			CONSOLIDATED		
		As at 30th September 2021	As at 31st March 2021	As at 30th September 2020	As at 30th September 2021	As at 31st March 2021	As at 30th September 2020
		Unaudited	Audited	Unaudited	Unaudited	Audited	Unaudited
A	EQUITY AND LIABILITIES						
1	(1) Shareholder's Funds						
(a)	Share Capital	573.121	573.121	573.12	573.12	573.12	573.12
(b)	Reserves and Surplus	993.130	889.047	766.33	1,370.10	1,150.44	964.06
(c)	Money received against share warrants	-	-	-	-	-	-
	Sub-total - Shareholder's funds	1,566.250	1,462.168	1,339.45	1,943.22	1,723.56	1,537.18
2	Share application money pending allotment	-	-	-	-	-	-
	Sub-total -Share application money pending allotment	1,566.250	1,462.168	1,339.45	1,943.22	1,723.56	1,537.18
3	Minority Interest	-	-	-	332.10	302.69	275.03
4	Non-Current Liabilities	-	-	-	-	-	-
(a)	Long-term borrowings	154.855	164.988	185.25	216.86	255.03	287.04
(b)	Deferred tax liabilities (net)	54.197	49.472	45.68	98.15	82.64	115.19
(c)	Other Long-term Liabilities	10.000	10.000	10.00	10.00	10.00	10.00
(d)	Long-term provisions	-	-	-	10.60	9.44	11.72
	Sub-total - Non-Current Liabilities	219.053	224.460	240.92	667.70	659.80	698.98
5	Current Liabilities						
(a)	Short-term borrowings	-	-	10.12	637.14	523.96	872.04
(b)	Trade payables	-	-	-	-	-	-
	i. Total outstanding dues of micro enterprises and small enterprises	-	-	-	-	-	-
	i. Total outstanding dues of creditors other than micro enterprises and small enterprises	19.440	1.461	83.38	267.22	219.58	286.81
(c)	Other current liabilities	57.218	87.373	80.62	186.38	277.48	285.69
(d)	Short-term provisions	24.597	2.052	3.18	81.86	60.43	55.18
	Sub-total - Current Liabilities	101.255	90.886	177.30	1,172.60	1,081.46	1,499.72
	TOTAL - EQUITY AND LIABILITIES	1,886.557	1,777.514	1,757.67	3,783.53	3,464.81	3,735.88
B	ASSETS						
1	Non-Current Assets						
(a)	Fixed Assets						
	i. Tangible assets	744.459	755.994	728.71	1,542.67	1,537.72	1,531.48
	ii. Intangible assets	-	-	-	-	-	-
	iii. Capital Work-in-Progress	-	-	-	-	-	-
	iv. Intangibles Assets under development	-	-	-	-	-	-
(b)	Deferred tax assets (net)	-	-	-	-	-	-
(c)	Non-current investments	563.500	563.500	563.50	583.13	377.78	302.83
(d)	Long-term loans and advances	-	-	-	-	-	-
(e)	Other non-current assets	-	-	-	2.07	4.13	6.20
	Sub-total - Non-Current Assets	1,307.959	1,319.494	1,292.21	2,127.87	1,919.63	1,840.51
2	Current Assets						
(a)	Inventories	-	-	-	41.85	43.31	50.77
(b)	Trade receivables	27.179	37.231	35.03	236.32	268.78	241.02
(c)	Cash and cash equivalents	1.921	1.433	1.90	39.29	7.42	31.54
(d)	Short-term loans and advances	504.456	386.984	390.62	917.86	809.37	1,144.15
(e)	Other current assets	45.043	32.372	37.92	420.34	416.31	427.89
	Sub-total - Current Assets	578.599	458.020	465.47	1,655.66	1,545.18	1,895.37
	TOTAL - ASSETS	1,886.558	1,777.514	1,757.67	3,783.53	3,464.81	3,735.88

[Handwritten Signature]



14/9/2021

STATEMENT OF AUDITED STANDALONE AND CONSOLIDATED FINANCIAL RESULTS FOR THE YEAR TO DATE ENDED 30TH SEPTEMBER, 2021 (RS. IN LAKHS)

Sr. No.	Particulars	STANDALONE				STANDALONE				CONSOLIDATED							
		6 months ended 30.09.2021		6 months ended 30.09.2020		6 months ended 31.03.2021		6 months ended 30.09.2021		6 months ended 31.03.2021		6 months ended 30.09.2020		Year ended 31.03.2021		Year ended 31.03.2020	
		Unaudited	Audited	Unaudited	Audited	Unaudited	Audited	Unaudited	Audited	Unaudited	Audited	Unaudited	Audited	Unaudited	Audited	Unaudited	Audited
1	Revenue from Operations																
(a)	Revenue from Operations (Net of taxes)	208.44	335.25	87.87	133.50	335.25	883.52	1,009.33	883.52	1,009.33	465.98	1,475.31	1,580.63				
(b)	Other Income	40.60	72.99	30.41	62.42	72.99	76.77	54.61	76.77	54.61	86.67	141.27	107.79				
	Total Revenue from Operations (net)	249.05	408.24	118.28	195.92	408.24	960.29	1,063.94	960.29	1,063.94	552.64	1,616.58	1,688.42				
2	Expenses																
(a)	Cost of Materials consumed	-	-	-	-	-	348.81	402.10	348.81	402.10	150.39	552.49	769.51				
(b)	Direct Expenses	-	-	-	-	-	31.42	54.58	31.42	54.58	24.53	79.11	103.09				
(c)	Changes in inventories of finished goods, Work in Progress and Stock in Trade	-	-	-	-	-	1.46	7.46	1.46	7.46	6.53	0.93	2.29				
(d)	Employee Benefits Expense	16.95	38.37	22.04	39.26	38.37	187.03	184.68	187.03	184.68	172.06	366.74	346.24				
(e)	Finance Cost	10.01	22.26	13.79	15.94	22.26	28.03	14.43	28.03	14.43	45.63	60.05	82.52				
(f)	Depreciation and Amortisation Expenses	17.03	14.87	12.11	50.78	26.99	50.78	48.48	50.78	48.48	44.67	93.15	69.33				
(g)	Other Expenses	60.86	138.97	50.26	65.32	138.97	82.28	112.95	82.28	112.95	76.15	189.09	147.03				
	Total Expenses	104.85	226.59	98.21	131.55	226.59	729.81	824.67	729.81	824.67	506.90	1,331.57	1,520.00				
3	Profit before exceptional and extraordinary items and tax	144.20	181.65	20.07	64.37	181.65	230.48	239.26	230.48	239.26	45.74	285.01	168.41				
4	Exceptional items	-	-	-	-	-	-	-	-	-	-	-	-				
5	Profit before extraordinary items and tax	144.20	181.65	20.07	64.37	181.65	230.48	239.26	230.48	239.26	45.74	285.01	168.41				
6	Extraordinary items	-	-	-	-	-	-	-	-	-	-	-	-				
7	Profit Before Share of Profit/(Loss) of Associates and Tax	144.20	181.65	20.07	64.37	181.65	230.48	239.26	230.48	239.26	45.74	285.01	168.41				
8	Share of Profit/(Loss) of Associates and Tax	-	-	-	-	-	95.45	-	95.45	-	-	-	-				
9	Profit before tax	144.20	181.65	20.07	64.37	181.65	325.93	239.26	325.93	239.26	45.74	285.01	168.41				
10	Tax expense																
(a)	Current Tax	35.39	35.07	-	3.35	35.07	61.35	50.94	61.35	50.94	4.96	55.90	16.95				
(b)	Deferred Tax	4.73	10.38	6.59	13.43	10.38	15.51	32.55	15.51	32.55	18.11	14.44	29.96				
(c)	(Excess)/short provision for earlier years	-	-	-	-	-	-	4.03	-	4.03	-	4.03	-				
11	Profit for the period of continuing operations	104.08	122.72	13.48	47.59	136.20	249.07	216.84	249.07	216.84	22.67	239.52	121.50				
12	Profit/(Loss) from discontinuing operations	-	-	-	-	-	-	-	-	-	-	-	-				
13	Profit/(Loss) for the period	104.08	122.72	13.48	47.59	136.20	249.07	216.84	249.07	216.84	22.67	239.52	121.50				
14	Details of Equity Share Capital																
	Paid Up Equity Share Capital (face value of Rs. 10/- each)	573.12	573.12	573.12	573.12	573.12	573.12	573.12	573.12	573.12	573.12	573.12	573.12				
	Reserve excluding Revaluation Reserve as per balance sheet of previous accounting year	993.13	889.05	766.33	752.85	889.05	1,370.10	1,184.89	1,370.10	1,184.89	964.06	1,191.11	946.20				
15	Earnings Per Equity Share (before extraordinary items) of (Rs. 10/- each) (not annualised) (before and after extraordinary items)																
(a)	Basic	3.63	2.27	0.24	0.86	2.27	7.67	3.30	7.67	3.30	0.36	3.66	1.73				
(b)	Diluted	3.63	2.04	0.24	0.86	2.04	7.67	3.30	7.67	3.30	0.36	3.66	1.73				

See accompanying notes to the Financial Results



16/11/2021

GALACTICO CORPORATE SERVICES LIMITED

CIN: U1410MH2015PLC65578

CASH FLOW STATEMENT FOR THE YEAR TO DATE ENDED ON SEPTEMBER 30TH, 2021 (RS. IN LAKHS)

PARTICULARS	STANDALONE			CONSOLIDATED		
	As at 30th September 2021	As at 31 March 2021	As at 30th September 2020	As at 30th September 2021	As at 31 March 2021	As at 30th September 2020
	Unaudited	Audited	Unaudited	Unaudited	Audited	Unaudited
1) CASH FLOW FROM OPERATING ACTIVITIES						
Net Profit After Tax	104.08	136.20	13.48	153.62	239.52	22.67
Add: Provision for Tax	35.39	35.07	-	61.35	55.90	4.96
Current Tax	-	-	-	-	(14.44)	-
Excess Provision for earlier years	-	-	-	-	4.03	-
Deferred Tax	4.73	10.38	6.59	15.51	4.03	18.11
Net Profit before Tax	144.20	181.65	20.07	230.48	285.01	45.74
Adjustments for Non-Cash and Non-Operating Items						
Add: Depreciation and amortisation	17.03	26.99	12.11	50.78	93.15	44.67
Interest Expense	10.01	22.26	13.79	50.69	98.71	45.63
Increase in Capital Reserve	-	-	-	-	-	-
Preliminary Expenses written off	-	-	-	0.37	0.73	0.37
Interest Income	-	-	-	(15.00)	(87.36)	(42.72)
Lease & License Fees Received	(15.00)	(24.00)	(9.00)	(0.89)	(24.00)	(9.00)
Dividend Received	-	-	-	(52.47)	(0.92)	(0.15)
Operating profit / (loss) before working capital changes	156.24	163.57	19.32	263.96	365.32	84.54
Changes in Working Capital:						
Adjustments for (increase) / decrease in operating assets:						
Inventories	-	-	-	1.46	0.93	(6.53)
Trade receivables	10.05	(24.82)	(22.62)	32.46	(66.95)	(39.20)
Short-term loans and advances	(117.47)	76.90	73.26	268.11	292.76	320.13
Other Current Assets	(12.67)	2.77	(2.78)	(4.03)	(6.45)	(18.03)
Other Non-Current Assets	-	-	-	1.70	3.40	1.70
Adjustments for increase / (decrease) in operating liabilities:						
Trade payables	17.98	(27.81)	54.11	47.64	(53.17)	14.07
Other Current Liabilities	(30.16)	45.99	39.03	(102.44)	24.14	14.29
Long-term Provisions	-	-	-	1.16	(2.29)	-
Short-term provisions	22.55	(3.99)	(2.86)	25.29	27.75	20.55
Cash generated from operations	46.51	232.60	157.66	535.31	585.44	391.52
Less: Net income tax (paid) / refunds	(35.39)	(35.07)	-	(61.35)	(59.93)	(4.99)
Exceptional/Extra ordinary items	-	-	-	-	-	-
NET CASH FLOW FROM OPERATING ACTIVITIES	11.12	197.53	157.66	473.96	525.50	386.56
ii) CASH FLOW FROM INVESTING ACTIVITIES						
Capital expenditure on fixed assets, including capital advances	(5.49)	(112.97)	(70.81)	(55.73)	(208.42)	(76.65)
Lease & License Fees received	15.00	24.00	9.00	15.00	24.00	9.00
Interest received	-	43.32	17.66	27.29	87.36	42.72
Purchase of Share / (Sale of Shares)	-	0.00	-	(205.34)	-	-
Securities Deposit received	-	-	-	95.45	-	-
Share of Profit from Associates	-	-	-	0.89	0.92	0.15
Dividend Received	-	-	-	1.83	(7.81)	(7.11)
Increase / (Decrease) in Non-current Investment	-	-	-	-	-	-
NET CASH FLOW FROM INVESTING ACTIVITIES	9.51	(45.65)	(44.15)	(120.61)	(103.94)	(31.89)
iii) CASH FLOW FROM FINANCING ACTIVITIES						
Finance cost	(10.01)	(22.26)	(13.79)	(25.52)	(98.71)	13.13
Issue of Shares (Application Money)	-	-	-	-	-	-
Excess Securities Premium	-	-	-	-	-	-
Listing expenses	-	-	-	-	-	-
Short term Borrowings	(10.13)	(125.44)	(115.32)	(242.42)	(375.59)	(382.08)
Long term Borrowings	-	(17.04)	3.22	(38.17)	18.72	-
Long-Term Liabilities	-	-	-	-	-	(8.03)
NET CASH FLOW FROM FINANCING ACTIVITIES	(20.14)	(164.74)	(125.89)	(306.11)	(455.58)	(376.98)
NET CASH FLOW FROM OPERATING, INVESTING AND FINANCING	0.49	(12.85)	(12.38)	47.23	(34.02)	(22.31)
Add: Cash and cash equivalents at the beginning of the year						
Cash in Hand	1.07	3.91	3.91	4.08	27.14	27.14
Cash at Bank	0.36	10.38	10.38	3.33	14.29	26.71
Balances held with bank	-	-	-	-	-	-
Less: Cash and cash equivalents at the end of the year						
Cash in Hand	0.55	1.07	1.63	28.18	4.08	15.91
Cash at Bank	1.37	0.36	0.27	11.11	3.33	15.63
Balances held with bank	-	-	-	-	-	-
Reconciliation of cash and cash equivalents with Balance Sheet						
Cash and cash equivalents as per Balance Sheet	1.92	1.43	1.90	39.29	7.42	31.54
Less: Deposits with Banks with original maturity of 3-12 months	(1.92)	-	-	-	-	-
Cash and cash equivalents at the end of year as per cash flow	0.00	1.43	1.90	39.29	7.42	31.54



14/11/2021

[Handwritten Signature]



**Galactico Corporate Services Limited
Segment Reporting**

**Information given in accordance with the requirements of AS 17 on Segment Reporting:
Business Segment**

The chief operating decision maker (CODM) has identified three primary business segments viz. Financial Services, Packaged Drinking Water Bottles Manufacturing and Pest Control Services. These segments have been identified and reported taking into account the nature of the products / services, the differing risks and returns, the organisational structure and internal business reporting system.

- Financial Services Segment - Engaged in Investment Banking, Issue Management Activities and Financial Services whereby the Company provide services to the Mid-cap, SME and Startup segment.
- Packaged Drinking Water Bottles Manufacturing Segment - Engaged in business of manufacturing packaged drinking water.
- Pest Control Services Segment - Engaged in rendering pest control services to corporate, societies and household.


1. Revenue and expenses have been identified to a segment on the basis of direct relationship to operating activities of the segment. Expenditure which are not directly identifiable but has a relationship to the operating activities of the segment are allocated on a reasonable basis.
2. Revenue and expenses which relate to enterprise as a whole and are not allocable to a segment on reasonable basis have been disclosed as "Unallocable".
3. Segment assets and segment liabilities represent assets and liabilities of respective segment. Investments, tax related assets/ liabilities and other common assets and liabilities that cannot be allocated to a segment on reasonable basis have been disclosed as "Unallocable".
4. Inter segment transfer consists of material, labour and overhead which are recorded at cost.

Information given in accordance with the requirements of AS 17 on Segment Reporting on the basis of Consolidated Financials


Particulars	HYE of FY 2021-22				FY 2020-21				Total	
	Financial Services	Beverages Manufacturing	Pest Control Services	Financial Services	Beverages Manufacturing	Pest Control Services	Unallocated		H1 of FY 2020-21	FY 2020-21
							H1 of FY 2020-21	FY 2020-21		
Revenue (Gross Sale)	208.44	287.05	388.02	335.25	487.26	652.79	-	-	883.52	1,475.31
Less: Inter Segment Revenue	-	-	-	-	-	-	-	-	-	-
External Revenue	208.44	287.05	388.02	335.25	487.26	652.79	-	-	883.52	1,475.31
Other Revenue	96.77	1.93	0.73	113.74	16.53	11.00	-	-	99.43	141.27
Total Revenue	305.21	288.98	388.76	448.99	503.80	663.79	-	-	982.95	1,616.58
Segment Result	302.13	5.66	80.16	238.42	29.60	77.04	-	-	376.63	345.06
Finance Cost	35.19	13.16	2.34	22.26	28.01	9.79	-	-	50.69	60.05
Profit / (Loss) before exceptional & extraordinary items and tax	266.94	18.82	77.82	216.17	1.59	67.25	-	-	325.93	285.01
Exceptional & Extraordinary Items	-	-	-	-	-	-	-	-	-	-
Profit / (Loss) before tax	266.94	18.82	77.82	216.17	1.59	67.25	-	-	325.93	285.01
Total tax expense	46.98	10.29	19.59	53.41	15.71	7.79	-	-	76.86	45.49
Profit for the year	219.96	(29.11)	58.23	162.76	17.30	59.46	-	-	249.07	239.52

Other Information

Particulars	HYE of FY 2021-22				FY 2020-21				Total	
	Financial Services	Beverages Manufacturing	Pest Control Services	Financial Services	Beverages Manufacturing	Pest Control Services	Unallocated		H1 of FY 2020-21	FY 2020-21
							H1 of FY 2020-21	FY 2020-21		
Segment Assets	3,322.99	934.04	871.39	2,779.15	965.12	836.44	-	-	4,615.67	4,580.71
Segment Liabilities	1,387.09	518.84	207.88	1,063.20	520.82	231.15	-	-	1,791.89	1,815.17
Capital Expenditure	5.49	48.97	1.27	187.22	19.35	1.85	-	-	207.85	208.42
Depreciation and amortisation	18.09	7.59	11.99	29.12	42.57	21.46	-	-	83.68	93.15



16/11/2021

	Notes:
1	The above audited financial results and statement of Assets & Liabilities were reviewed by the Audit Committee and then approved by the Board of Directors at their respective meetings held today i.e. 14th November, 2021.
2	The company adopted Accounting Standard ("AS") and accordingly these financial results have been prepared in accordance with the recognition and measurement principles laid down in the AS 25 Interim Reporting prescribed under Section 133 of the Companies Act, 2013 read with the relevant rules issued thereunder. Comparative figures given in the results are also AS compliant. They have not been subjected to review or audit, however the management has exercised necessary due diligence to ensure that the financial results provide a true and fair view of its affairs. These results have been prepared in accordance with Regulation 33 of SEBI (Listing Obligations and Disclosure Requirements) Regulations, 2015 read with SEBI Circular dated 5th July, 2016.
3	The Company during this full year has not received any complaint from its Registrar & Share Transfer Agent.
4	The company does have three reportable segment in line with the Accounting Standard (AS 17) - "Segments Reporting" issued by the Institute of Chartered Accountants of India.
5	The figures for of the half year ended 31st March, 2021 and 30th September, 2020 are the balancing figures between audited figures in respect of the full financial year and year-to-date figures up to the first half year of the respective financial year.
6	The figures have been regrouped and/ or rearranged wherever considered necessary.
<p>For Galactico Corporate Services Ltd.</p>  <p>Vipul Lathi Director</p>	
<p>Place: Nashik Date: November 14, 2021</p>	



14/11/2021