

Format of holding of specified securities

Annexure - I

1. Name of Listed Entity: DHANASHREE ELECTRONICS LIMITED (CIN:L31103WB1987PLC042594)
2. Scrip Code - Name of Scrip -,- Class of Security Equity
3. Share Holding Pattern Filed under Reg. 31(1)(a)/Reg. 31(1)(b)/Reg. 31(1)(c)
 - a. If under 31 (1)(b) then indicate the report for Quarter ending: 10/05/2019
 - b. If under 31(1)(c) then indicate date of allotment/extinguishment

4. Declaration : The Listed entity is required to submit the following declaration to the extent of submission of information:-

Particulars	Yes*	No*
1 Whether the Listed Entity has issued any partly paid up shares?		
2 Whether the Listed Entity has issued any Convertible Securities or Warrants?		
3 Whether the Listed Entity has any shares against which depository receipts are issued?		
4 Whether the Listed Entity has any shares in Locked-in?	Yes	No
5 Whether any shares held by promoters are pledged or otherwise encumbered?		

* If the Listed Entity selects the option 'No' for the questions above, the column for the partly paid up shares, Outstanding Convertible Securities/Warrants, depository receipts, locked-in shares, No of shares pledged or otherwise encumbered by promoters, as applicable, shall not be displayed at the time of dissemination on the Stock Exchange website. Also wherever there is 'No' declared by Listed Entity in above table the values will be considered as 'Zero' by default on submission of the format of holding of specified securities.


5. The tabular format for disclosure of holding of specified securities is as follows:-




(A)	Category of Shareholder (i) Promoter & (ii) Standalone (i) & (ii)	Nos. of shareholder shares held (IV)	No. of fully paid up equity shares held (V)	No. of Partly paid-up equity shares held (VI)	No. of shares underlying Depository Receipts (VII)	Total Nos. shares held (VII)=(IV)+(V)+(VI)+(VII)	Shareholding as a % of total no. of shares (calculated as per SCRR, 1957) % of (A+B+C2)	Number of Voting Rights held in each class of securities (X)			No. of shares underlying outstanding securities (including Warrants) (X)	Shareholding as a % assuming full conversion of convertible securities (as a percentage of total share capital) (XI)=(X)/(A+B+C2) As a % of (A+B+C2)	Number of Locked in shares (XII)	Number of shares pledged or otherwise encumbered (XIII)	Number of shares held in dematerialized form (XIV)
								Class eqx	Class eqy	Total					
(B)	Public	619	4228200	0	0	4228200	29.7970	4228200	0	4228200	29.7970	0	0.0000	NA	3725700
(C)	Non Promoter - Non Public													NA	
(C1)	Shares underlying DRs						NA							NA	
(C2)	Shares held by Employee Trusts													NA	
	Total	639	14190000	0	0	14190000	100.0000	14190000	0	14190000	100.0000	0			13897500




(1)	Category & Name of the Shareholders (I)	Nos. of shares held (II)	Nos. of equity shares held (IV)	Nos. of shares held (V)	Nos. of shares held (VI)	Nos. of shares held (VII)	Shareholding % calculated as per SCRR (VIII)	Number of Voting Rights held in each class of securities (IX)			Total as a % of Total Voting Rights (X)	No. of shares outstanding (including Warrants) (XI)	Shareholding as a % assuming full conversion of securities as a percentage of diluted (XII)	No. (a)	As a % of total shares held (b)	No. (a)	As a % of total shares held (b)	Number of shares pledged or otherwise encumbered (XIII)	Number of equity shares held in dematerialized form (XIV)
								Class X	Class Y	Total									
(a)	Individual/Hindu Undivided Family	17	7036900	0	0	0	49.3026	7036900	0	7036900	49.3026	0	7036900	100.0000	0	0.0000	0	7036900	
(b)	Financial Institutions/Banks																		
(c)	Any Other (Specify)																		
	Balder Corporate	3	2880900	0	0	0	20.3023	2880900	0	2880900	20.3023	0	2880900	100.0000	0	0.0000	0	2880900	
	EVERNEW COMMERCE PVT. LTD.	1	2775000	0	0	0	19.5560	2775000	0	2775000	19.5560	0	2775000	100.0000	0	0.0000	0	2775000	
	INDIAN ALUMINIUM CO. LTD.	1	100000	0	0	0	0.7047	100000	0	100000	0.7047	0	100000	100.0000	0	0.0000	0	100000	
	FRONTLINE HOLDINGS PVT. LTD.	1	5900	0	0	0	0.0416	5900	0	5900	0.0416	0	5900	100.0000	0	0.0000	0	5900	
	Sub Total	20	9991800	0	0	0	70.2030	9991800	0	9991800	70.2030	0	9991800	100.0000	0	0.0000	0	9991800	
(2)	Foreign Promoters (Non-Resident Individuals/Foreign Individuals)																		
(a)	Government																		
(b)	Institutions																		
(c)	Foreign Portfolio Investor																		
(d)	Any Other (Specify)																		
(e)	Sub Total	0	0	0	0	0	0.0000	0	0	0	0.0000	0	0	0.0000	0	0.0000	0	0	
	Total Shareholding of Promoter and Promoter Group (2(a)+(b)+(c)+(d)+(e))	20	9991800	0	0	0	70.2030	9991800	0	9991800	70.2030	0	9991800	100.0000	0	0.0000	0	9991800	



Category & Name of the Shareholders (I)	PAN (II)	Nos. of shareholders (III)	No of fully paid up equity shares held (IV)	Partly paid up equity shares held (V)	Nos. of shares underlying Depository Receipts (VI)	Total Nos. of shares held (VII)=(IV)+(V)+(VI)	Shareholding % as per SCRR, 1957) As a % of (V+VII-C2) (VIII)	Number of Voting Rights in each class of securities (IX)			No of Shares underlying convertible securities (as a percentage of diluted share capital) (X) As a % of A-3(C2)	Shareholding as a % assuming all convertible securities (as a percentage of diluted share capital) (XI) As a % of A-3(C2)	No. of Locked in shares (XII)	As a % of total shares applicable (a)	No. of shares pledged or otherwise encumbered (XIII)	As a % of total shares held (Net of encumbered) (b)	Number of equity shares held in dematerialized form (XIV)
								Class X	Class Y	Total							
(1) Institutions																	
(a) Mutual Funds / UTI																	
(b) Venture Capital Funds																	
(c) Alternate Investment Funds																	
(d) Foreign Venture Capital Investors																	
(e) Foreign Portfolio Investors																	
(f) Financial Institutions / Banks																	
(g) Insurance Companies																	
(h) Provident Funds / Pension Funds																	
(i) Any Other (specify)																	
(2) Sub Total		0	0	0	0	0	0.0000	0	0	0.0000	0	0.0000	NA				0
(2) Central Government / State Government(s) / President of India																	
(3) Non-Institutions																	
(a) Individuals																	
Individual shareholders holding nominal share capital upto Rs. 2 lakhs		9001	382,400	0	0	382,400	2.7653	382,400	0	382,400	2.7653	0	0.0000	NA			86600
Individual shareholders holding nominal share capital in excess of Rs. 2 lakhs		191	3,033,800	0	0	3,033,800	23.2828	3,033,800	0	3,033,800	23.2828	0	0.0000	NA			2,211,000
ALAY JAIN		1	261,200	0	0	261,200	1.8407	261,200	0	261,200	1.8407	0	0.0000	NA			261,200
SUMER MAL JAIN		1	2,56,900	0	0	2,56,900	1.8104	2,56,900	0	2,56,900	1.8104	0	0.0000	NA			2,56,900
DHANRAJ MAHAJOT		1	2,56,900	0	0	2,56,900	1.7811	2,56,900	0	2,56,900	1.7811	0	0.0000	NA			2,56,900
RAJ KUMAR MAHOTI		1	2,56,900	0	0	2,56,900	1.7811	2,56,900	0	2,56,900	1.7811	0	0.0000	NA			2,56,900
ARUP MATHY		1	2,56,900	0	0	2,56,900	1.7811	2,56,900	0	2,56,900	1.7811	0	0.0000	NA			2,56,900
SITARAM SWAMI		1	2,56,900	0	0	2,56,900	1.7811	2,56,900	0	2,56,900	1.7811	0	0.0000	NA			2,56,900
MANOJ JAIN		1	2,56,900	0	0	2,56,900	1.7811	2,56,900	0	2,56,900	1.7811	0	0.0000	NA			2,56,900
BAHITA JAIN		1	2,56,900	0	0	2,56,900	1.7811	2,56,900	0	2,56,900	1.7811	0	0.0000	NA			2,56,900
SUMER MAL JAIN		1	21,000	0	0	21,000	1.4799	21,000	0	21,000	1.4799	0	0.0000	NA			21,000
BHINW RAJ KABRA		1	2,03,100	0	0	2,03,100	1.4313	2,03,100	0	2,03,100	1.4313	0	0.0000	NA			2,03,100
SHRUTI TOSHNIWAL		1	2,00,000	0	0	2,00,000	1.4094	2,00,000	0	2,00,000	1.4094	0	0.0000	NA			2,00,000
JYOTI CHANDAK		1	2,00,000	0	0	2,00,000	1.4094	2,00,000	0	2,00,000	1.4094	0	0.0000	NA			2,00,000
ANUP SINGH SOLANKI		1	2,00,000	0	0	2,00,000	1.4094	2,00,000	0	2,00,000	1.4094	0	0.0000	NA			2,00,000
NBFCs registered with RBI																	
(b) NBFCs registered with RBI																	
(c) Employee Trusts																	
(d) Overseas Depositories (Including DFIs) (Reporting figure)																	
(e) Any Other (specify)																	



(1)	Category & Name of the Shareholders (I)	PAN (II)	Nos. of shareholders (III)	No. of fully paid up equity shares held (IV)	Partly paid up equity shares held (V)	Nos. of shares underlying Depository Receipts (VI)	Total Shares held (VII) = (IV)+(V)+(VI)	Shareholding as a % calculated as per SCRR (1957) As a % of A+B+C2 (VIII)	Number of Voting Rights held in each class of securities			No. of shares Underlying outstanding convertible securities (including Warrants) (X)	Shareholding as a % assuming full conversion of convertible securities (as a percentage of diluted share capital) = (VII)+(X) As a % of A+B+C2	No. (9)	As a % of total shares held (10)	No. (Net applicable) (11)	As a % of total shares held (Not applicable) (12)	Number of equity shares held in dematerialized form (XIV)	
									Class x	Class y	Total								
(1)	Institutions																		
(a)	Mutual Funds / UTI																		
(b)	Venture Capital Funds																		
(c)	Alternate Investment Funds																		
(d)	Foreign Venture Capital Investors																		
(e)	Foreign Portfolio Investors																		
(f)	Financial Institutions / Banks																		
(g)	Insurance Companies																		
(h)	Provident Funds / Pension Funds																		
(i)	Any Other (Specify)																		
(2)	Sub Total		0	0	0	0	0	0.0000	0	0.0000	0	0.0000	0	0.0000	NA	0			0
(2)	Central Government / State Government(s) / President of India																		
(3)	Non-institutions																		
(a)	Individuals																		
	1. Individual shareholders holding nominal share capital upto Rs.2 lakhs		500	382,400	0	0	382,400	2.7653	382,400	0	382,400	2.7653	0	0.0000	NA	0		89600	
	ii. Individual shareholders holding nominal share capital in excess of Rs.2 lakhs		19	3303900	0	0	3303900	23.2828	3303900	0	3303900	23.2828	0	0.0000	NA	0		3211000	
	ALAV JAIN		1	281200	0	0	281200	1.8407	281200	0	281200	1.8407	0	0.0000	NA	0		281200	
	SUMER MAL JAIN		1	256900	0	0	256900	1.8104	256900	0	256900	1.8104	0	0.0000	NA	0		256900	
	DHARMAT MAHATO		1	259900	0	0	259900	1.7881	259900	0	259900	1.7881	0	0.0000	NA	0		259900	
	RAJ KUMAR MAROTI		1	250000	0	0	250000	1.7618	250000	0	250000	1.7618	0	0.0000	NA	0		250000	
	ARUP MAITY		1	250000	0	0	250000	1.7618	250000	0	250000	1.7618	0	0.0000	NA	0		250000	
	SITARAM SWAMI		1	250000	0	0	250000	1.7618	250000	0	250000	1.7618	0	0.0000	NA	0		250000	
	MANOJ JAIN		1	250000	0	0	250000	1.7618	250000	0	250000	1.7618	0	0.0000	NA	0		250000	
	BARITA JAIN		1	250000	0	0	250000	1.7618	250000	0	250000	1.7618	0	0.0000	NA	0		250000	
	SUMER MAL JAIN		1	210000	0	0	210000	1.4799	210000	0	210000	1.4799	0	0.0000	NA	0		210000	
	BHINWY RAJ KARRA		1	203100	0	0	203100	1.4313	203100	0	203100	1.4313	0	0.0000	NA	0		203100	
	SHRUTI TOSHNIWAL		1	200000	0	0	200000	1.4094	200000	0	200000	1.4094	0	0.0000	NA	0		200000	
	JYOTI CHANDAK		1	200000	0	0	200000	1.4094	200000	0	200000	1.4094	0	0.0000	NA	0		200000	
	ANOP SINGH SOLANKI		1	200000	0	0	200000	1.4094	200000	0	200000	1.4094	0	0.0000	NA	0		200000	
(b)	NBFCs registered with RBI																		
(c)	Employee Trusts																		
(d)	Overseas Depositories (holding DRs) (balancing figure)																		
(e)	Any Other (specify)																		



(1) Category & Name of the Shareholders (I) Customer / DR Holder	(II) PAN (II) No of Shareholders (III) (IV) No of fully paid up equity shares held (V) Partly paid-up equity shares held (VI) No of shares underlying Depository Receipts (VII) Total nos. shares held (VIII)=(IV)+(V)+(VI)+(VII)	(IX) Shareholding % calculated per 1587. As a % of (A+B+C2) (VIII)	Number of Voting Rights held in each class of securities (IX)			(X) Total Shareholding as a % assuming full conversion of convertible securities (including Warrants) (X) as a % of (A+B+C2) (X)/(VIII)+(X) as a % of (A+B+C2)	(XI) No. of Locked in shares (XI) As a % of total shares held (B) As a % of (a) No. (and applicable) (b) (a) (b)	(XII) Number of equity shares held in dematerialized form (XII)				
			No of Voting Rights						Number of Locked in shares (XI)			
			Class x	Class y	Total							
(2) Total Non Promoter - Non Public Shareholding (C)=(I)+(C2)	0	0	0	0	0	0.0000	0	0	0	0	0	0

