

Format of Holding of Specified securities

POST ISSUE

1. Name of Listed Entity: GENERAL INSURANCE CORPORATION OF INDIA
2. Scrip Code/Name of Scrip/Class of Security: EQUITY SHARES
3. Share Holding Pattern Filed under: Reg. 31(1)(a)/Reg.31(1)(b)/Reg.31(1)(c)
 - a. if under 31(1)(a) then the report for atleast one day prior to listing as on 23/10/2017
 - b. if under 31(1)(c) then indicate date of allotment/extinguishment

4. Declaration : The Listed entity is required to submit the following declaration to the extent of submission of information:

Particulars	YES*	NO*
a. Whether the Listed Entity has issued any partly paid up shares		NO
b. Whether the Listed Entity has issued any Convertible Securities or Warrants?		NO
c. Whether the Listed Entity has any shares against which depository receipts are issued?		NO
d. Whether the Listed Entity has any shares in locked-in?	YES	
e. Whether any shares held by promoters are pledge or otherwise encumbered?		NO

*if the Listed Entity selects the option 'NO' for the questions above, the columns for the partly paid up shares, Outstanding Convertible Securities/Warrants, depository receipts, locked-in shares, No of shares pledged or otherwise encumbered by promoters, as applicable, shall not be displayed at the time of dissemination on the Stock Exchange website. Also wherever there is 'No' declared by Listed entity in above table the values will be considered as 'Zero' by default on submission of the format of holding of specified securities.

5 The tabular format for disclosure of holding of specified securities is as follows:





Table 1 - Summary Statement holding of specified securities

(Post Issue)

Category	Category of Shareholder	No of Shareholders	No of fully paid up equity shares held	No of Partly paid-up equity shares held	No of Shares Underlying Depository Receipts	Total No of Shares Held (VII) = (IV)+(V)+(VI)	Shareholding as a % of total no of shares (As a % of (A+B+C2))	Number of Voting Rights held in each class of securities		Total as a % of (A+B+C)	No of Shares Underlying convertible securities (including Warrants)	Shareholding as a % assuming full conversion of convertible securities (as a Percentage of)	Number of Locked in Shares		Number of Shares pledged or otherwise encumbered	Number of equity shares held in dematerialized form	
								Equity Shares	Class N.A.				Total	No.			As a % of total Shares held
(I)	(II)	(III)	(IV)	(V)	(VI)	(VII)	(VIII)	(IX)	(X)	(XI)	(XII)	(XIII)	(XIV)	(XV)	(XVI)	(XVII)	
(A)	Promoter & Promoter Group *	8	752500000	0	0	752500000	85.78	752500000	0	752500000	0	85.78	752500000	100.00	0	0.00	752500000
(B)	Public	603759	124700000	0	0	124700000	14.22	124700000	0	124700000	0	14.22	0	0.00	NA	124700000	
(C)	Non Promoter-Non Public	0	0	0	0	0	0.00	0	0	0	0	0.00	0	0.00	NA	0	
(C2)	Shares Underlying DRs	0	0	0	0	0	0.00	0	0	0	0	0.00	0	0.00	NA	0	
(C2)	Shares held by Employees Trusts	0	0	0	0	0	0.00	0	0	0	0	0.00	0	0.00	NA	0	
	Total:	603757	877200000	0	0	877200000	100.00	877200000	0	877200000	0	100.00	752500000	85.78	0	0.00	877200000

* Includes 320 Equity Shares held by nominees on behalf of President of India

Binita Dey




Table II - Statement showing Shareholding pattern of the Promoter and Promoter Group (Post Issue)

Category	Category & Name of the Shareholder	No of Shareholders	No of Fully paid up equity shares held	No of Partly paid-up equity shares held	No of Shares Underlying Depository Receipts	Total No of Shares Held (iv+v+vi)	Shareholding as a % of total no of shares (calculated as per SCRR, 1957 (VIII) As a % of (A+B+CZ)	Number of Voting Rights held in each class of securities		Total as a % of (A+B+C)	No of Shares Underlying convertible securities (including Warrants)	Shareholding as a % assuming full conversion of convertible securities (as a percentage of diluted share capital) (VII)-(X) As a % of (A+B+CZ)	Number of Locked in Shares	Number of Shares pledged or otherwise encumbered	Number of equity shares held in dematerialized form
								Equity Shares	Class N.A.						
								Class N.A.	Total						
(1)	(ii)	(iii)	(iv)	(v)	(vi)	(vii)	(viii)	(ix)	(x)	(xi)	(xii)	(xiii)	(xiv)	(xv)	(xvi)
(a)	Indian Individuals/Hindu undivided Family	0	0	0	0	0	0.00	0	0	0.00	0	0	0	0	0
(b)	Central Government/State Government(s)	8	752500000	0	0	752500000	85.78	0	0	85.78	0	0	0	0	752500000
(c)	PRESIDENT OF INDIA	1	752499680	0	0	752499680	85.78	0	0	85.78	0	0	0	0	752499680
(d)	DINESH RANCHOBHAI WAGHELA *	1	40	0	0	40	0.00	0	0	0.00	0	0	0	0	40
(e)	RAMULU YEKKELUKAR *	1	40	0	0	40	0.00	0	0	0.00	0	0	0	0	40
(f)	BHAVANI NATARAJAN NARASIMHAN *	1	40	0	0	40	0.00	0	0	0.00	0	0	0	0	40
(g)	URJA SANGVAN *	1	40	0	0	40	0.00	0	0	0.00	0	0	0	0	40
(h)	ALICE G VALDYAN *	1	40	0	0	40	0.00	0	0	0.00	0	0	0	0	40
(i)	ADITHYAN PAVLY SUDHAN *	1	40	0	0	40	0.00	0	0	0.00	0	0	0	0	40
(j)	RAVI MITTA *	1	80	0	0	80	0.00	0	0	0.00	0	0	0	0	80
(k)	Financial Institutions/Banks	0	0	0	0	0	0.00	0	0	0.00	0	0	0	0	0
(l)	Any Other	0	0	0	0	0	0.00	0	0	0.00	0	0	0	0	0
(m)	Sub-Total (A)(1)	8	752500000	0	0	752500000	85.78	0	0	85.78	0	0	0	0	752500000
(n)	Foreign Individuals (Non-Resident Individuals)/Foreign Individuals	0	0	0	0	0	0.00	0	0	0.00	0	0	0	0	0
(o)	Government	0	0	0	0	0	0.00	0	0	0.00	0	0	0	0	0
(p)	Institutions	0	0	0	0	0	0.00	0	0	0.00	0	0	0	0	0
(q)	Foreign Portfolio Investor	0	0	0	0	0	0.00	0	0	0.00	0	0	0	0	0
(r)	Any Other	0	0	0	0	0	0.00	0	0	0.00	0	0	0	0	0
(s)	Sub-Total (A)(2)	0	0	0	0	0	0.00	0	0	0.00	0	0	0	0	0
(t)	Total Shareholding of Promoter and Promoter Group (A)	8	752500000	0	0	752500000	85.78	0	0	85.78	0	0	0	0	752500000

*Holding shares on behalf of President of India



Table III - Statement showing shareholding pattern of the Public shareholder

(Post Issue)

Category	Category & Name of the Shareholder	PAN	No of Shareholders	No of fully paid up equity share held	No of Partly paid up equity shares held	No of Shares Underlying Depository Receipts	Total No of Shares Held (IV+V+VI)	Shareholding as a % of total no of shares (A+B+C)	Number of Voting Rights held in each class of securities	Total as a % of (A+B+C)	No of Shares Underlying Outstanding convertible securities (including Warrants)	Shareholding as a % assuming full conversion of convertible Securities (as a percentage of diluted share capital)	Number of Locked in Shares	Number of Shares pledged or otherwise encumbered	Number of equity shares held in dematerialized form
	(i)	(ii)	(iii)	(iv)	(v)	(vi)	(vii)	(viii)	(ix)	(x)	(xi)	(xii)	(xiii)	(xiv)	(xv)
									Class X	Class Y	Total				
									(x)	(xi)	(xii)	(xiii)	(xiv)	(xv)	(xvi)
(1)	Institutions														
(a)	Mutual Funds		12	4440896	0	0	4440896	0.51	0	0	0	0.51	0	0	4440896
(b)	Venture Capital Funds		0	0	0	0	0	0.00	0	0	0	0.00	0	0	0
(c)	Alternate Investment Funds		0	0	0	0	0	0.00	0	0	0	0.00	0	0	0
(d)	Foreign Venture Capital Investors		0	0	0	0	0	0.00	0	0	0	0.00	0	0	0
(e)	Foreign Portfolio Investors		8	4578208	0	0	4578208	5.52	0	0	0	5.52	0	0	4578208
(f)	Financial Institutions/Banks		13	17531592	0	0	17531592	2.00	0	0	0	2.00	0	0	17531592
(g)	Insurance Companies		5	68039530	0	0	68039530	7.76	0	0	0	7.76	0	0	68039530
(h)	LIFE INSURANCE CORPORATION OF INDIA		1	61854179	0	0	61854179	7.05	0	0	0	7.05	0	0	61854179
(i)	Any Other		0	0	0	0	0	0.00	0	0	0	0.00	0	0	0
(j)	Sub Total (B)(1)		38	94590226	0	0	94590226	10.78	94590226	0	0	10.78	0	0	94590226
(2)	Central Government/State Government(s)/President of India		0	0	0	0	0	0.00	0	0	0	0.00	0	0	0
(3)	Non-Institutions		0	0	0	0	0	0.00	0	0	0	0.00	0	0	0
(a)	Individual shareholders holding nominal share capital up to Rs. 2 lakhs		601206	26045568	0	0	26045568	2.97	26045568	0	0	2.97	0	0	26045568
(b)	Individual shareholders holding nominal share capital in excess of Rs. 2 lakhs		0	0	0	0	0	0.00	0	0	0	0.00	0	0	0
(c)	NBFC Registered with RBI		0	0	0	0	0	0.00	0	0	0	0.00	0	0	0
(d)	Employee Trusts		0	0	0	0	0	0.00	0	0	0	0.00	0	0	0
(e)	Overseas Depositors (Holding DPs) (Balancing figure)		0	0	0	0	0	0.00	0	0	0	0.00	0	0	0
(f)	Any Other		1	128	0	0	128	0.00	0	0	0	0.00	0	0	128
(g)	FOREIGN NATIONALS		75	3807502	0	0	3807502	0.43	3807502	0	0	0.43	0	0	3807502
(h)	BODIES CORPORATES		2439	256576	0	0	256576	0.33	256576	0	0	0.33	0	0	256576
(i)	NON RESIDENT INDIANS		603721	30109774	0	0	30109774	3.43	30109774	0	0	3.43	0	0	30109774
(j)	Sub Total (B)(3)		603721	30109774	0	0	30109774	3.43	30109774	0	0	3.43	0	0	30109774
(k)	Total Public Shareholding (B) = (B)(1)+(B)(2)+(B)(3)		603721	12470000	0	0	12470000	14.22	12470000	0	0	14.22	0	0	12470000




Table IV - Statement showing shareholding pattern of the Non Promoter - Non Public Shareholder

Category	Category & Name of the Shareholder	PAN	No of Shareholders	No of fully paid up equity shares held	No of Partly paid-up equity shares held	No of Shares Depository Receipts	Total No of Shares Held (IV+V+VI)	Shareholding as a % of total (A+B+C2)	Number of Voting Rights held in each class of securities		Total as a % of	No of Shares Outstanding convertible securities (including Warrants)	Shareholding as a % assuming full conversion of convertible Securities (as a percentage of diluted share	Number of Locked in Shares	As a % of total	Number of Shares pledged or otherwise encumbered	As a % of total Shares	Number of equity shares held in dematerialized form
									Equity Shares	Class N.A.								
	(I)	(II)	(III)	(IV)	(V)	(VI)	(VII)	(VIII)	(IX)	Total	(X)	(XI)	(XII)	(XIII)	(XIV)			
(1)	Custodian/DR Holder Employee Benefit Trust (under SEBI(Share based Employee Benefit) Regulations 2014)		0	0	0	0	0	0.00	0	0	0.00	0	0.00	0	0.00	NA	NA	0
(2)			0	0	0	0	0	0.00	0	0	0.00	0	0.00	0	0.00	NA	NA	0
Total Non-Promoter-Non Public Shareholding (C) = (C1)+(C2)			0	0	0	0	0	0.00	0	0	0.00	0	0.00	0	0.00			0

Sunita Gupta

