



BHAGAT & CO.
Chartered Accountants

To,

The Board of Director,
SM GOLD LIMITED,
Ahmedabad

Sub : Limited Review Report

Ref. Un-Audited Financial Result for the half year ending on September 30, 2020:

Dear Sir

We have reviewed the accompanying statement of unaudited financial results of **SM GOLD LIMITED** for the half year ended on 30th September 2020. This statement is the responsibility of the Company's Management and has been approved by the Board of Directors/ Committee of Board of Directors. Our responsibility is to issue a report on these financial statements based on our review.

We conducted our review in accordance with the Standard on Review Engagement (SRE) 2400, engagements to Review Financial Statements issued by the Institute of Chartered Accountants of India. This standard requires that we plan and perform the review to obtain moderate assurance as to whether the financial statements are free of material misstatement. A review is limited primarily to inquiries of company personnel and analytical procedures applied to financial data and thus provides less assurance than an audit. We have not performed an audit and accordingly, we do not express an audit opinion.

Based on our review conducted as above, nothing has come to our attention that causes us to believe that the accompanying statement of unaudited financial results prepared in accordance with applicable accounting standards¹ and other recognised accounting practices and policies has not disclosed the information required to be disclosed in terms of Regulation 33 of the SEBI (Listing Obligations and Disclosure Requirements) Regulations, 2015 including the manner in which it is to be disclosed, or that it contains any material misstatement.

FOR, BHAGAT & CO
Chartered Accountants



Sd/-

CA SANDEEP MULCHANDANI

Membership No. 144241

Firm Registration No. :127250W



Place: Ahmedabad

Date: 11.11.2020

S.M.GOLD LIMITED

Address : Shop No-1, 916 Building, M.G Haveli Road, Opp. Luhar Ni Pole, Manekchowk, Ahmedabad, Gujarat, 380001

STATEMENT OF STANDALONE AUDITED FINANCIAL RESULTS FOR THE HALF YEAR ENDED ON 30th September, 2020

| | | Half Year Ended | | Year Ended | |
|------------------|---|-----------------------------------|-----------------------------------|--|---|
| | | For Half Year Ended on 30.09.2020 | For Half Year Ended on 30.09.2019 | Year Ended on 31/03/2020 | Year Ended on 31/03/2019 |
| | | Un-Audited | Un-audited | Audited | Audited |
| Sr. No | Particulars | | | | |
| | | | | | (Rs. In Lacs) |
| I | Revenue from operations | 267.79 | 851.13 | 2857.64 | 2631.81 |
| II | Other Income | 16.55 | 10.33 | 60.66 | 8.41 |
| III | Total Revenue (I +II) | 284.34 | 861.46 | 2918.30 | 2640.22 |
| IV | Expenses: | | | | |
| | Cost of materials consumed | 0.00 | 0 | 2785.37 | 3509.76 |
| | Purchase of Stock-in-Trade | 277.11 | 489.05 | - | - |
| | Changes in inventories of finished goods, work-in-progress and Stock-in-Trade | -74.48 | 325.70 | 10.52 | (919.93) |
| | Employee Benefit Expense | 26.18 | 13.37 | 46.47 | 10.71 |
| | Financial Costs | 18.62 | 0.03 | 29.25 | 5.5 |
| | Depreciation and Amortization Expense | 2.03 | 0 | 2.9 | 2.76 |
| | Other Expenses | 9.60 | 26.03 | 24.73 | 28.61 |
| | Total Expense | 259.06 | 854.18 | 2899.24 | 2637.41 |
| V | Profit before exceptional and extraordinary items and tax | 25.28 | 7.28 | 19.06 | 2.81 |
| VI | Exceptional Items | | - | - | - |
| VII | Profit before extraordinary items and tax (V - VI) | 25.28 | 7.28 | 19.06 | 2.81 |
| VIII | Extraordinary Items | | - | - | - |
| IX | Profit before tax (VII - VIII) | 25.28 | 7.28 | 19.06 | 2.81 |
| X | Tax expense: | | | | |
| | (1) Current tax | 6.32 | 2.18 | 5.00 | 0.73 |
| | (2) Deferred tax | | - | - | |
| XI | Profit(Loss) from the period from continuing operations | 18.96 | 5.10 | 14.06 | 2.08 |
| | Less: Dividend | | - | - | - |
| | Less: Tax on Dividend | | - | - | - |
| XII | Balance carried Forward to Balance Sheet | 18.96 | 5.10 | 14.06 | 2.08 |
| XIII | Paid-up Equity share capital (at par Value of Rs.10 each) | 669.17 | 669.17 | 669.17 | 669.17 |
| XIV | Reserves excluding revaluation reserves | | - | | 601.87 |
| XV | a)Earning per equity share before Exceptional items | | | | |
| | (1) Basic | 0.28 | 0.08 | 0.20 | 0.03 |
| | (2) Diluted | 0.28 | 0.08 | 0.20 | 0.03 |
| | b)Earning per equity share after Exceptional items | | | | |
| | (1) Basic | 0.28 | 0.08 | 0.20 | 0.03 |
| | (2) Diluted | 0.28 | 0.08 | 0.20 | 0.03 |
| | Notes: | | | | |
| | 1). The above Financial Results were reviewed by the Audit Committee and Approved by the Board of Directors at their respective Meeting held on 11th November, 2020 | | | | |
| | 2) The Company's business activity fall within a single primary business segment. | | | | |
| | 3). Previous year's figures are re-grouped, re-classified wherever necessary. | | | | |
| Date: 11.11.2020 | | | | | |
| Place: Ahmedabad | | | | | |
| | | | |  | By order of the Board of Directors For , S.M.Gold Limited  Director |


S.M.GOLD LIMITED

Address : Shop No-1, 916 Building, M.G Haveli Road, Opp. Luhar Ni Pole, Manekchowk, Ahmedabad, Gujarat, 380001

STATEMENT OF ASSET & LIABILITIES AS ON 30th September, 2020

| Particulars | Half Year Ended on 30/09/2020 | Year Ended on 31/03/2020 |
|---|----------------------------------|-----------------------------|
| | Audited | Audited |
| I. EQUITY AND LIABILITIES | | |
| <u>(1) Shareholder's Funds</u> | | |
| (a) Share Capital | 669.17 | 669.17 |
| (b) Reserves and Surplus | 634.90 | 615.94 |
| | | |
| <u>(2) Share Application money pending allotment</u> | | |
| | | |
| <u>(3) Non-Current Liabilities</u> | | |
| (a) Long-Term Borrowings | | |
| (b) Deferred Tax Liabilities (Net) | 0.05 | 0.05 |
| (c) Other Long Term Liabilities | - | - |
| (d) Long Term Provisions | - | - |
| | | |
| <u>(4) Current Liabilities</u> | | |
| (a) Short-Term Borrowings | 351.26 | 402.76 |
| (b) Trade Payables | | |
| (i) Total Outstanding dues of micro enterprises and small enterprises | - | |
| (ii) Total Outstanding dues of creditors other than micro enterprises and small enterprises | - | 1.88 |
| (c) Other Current Liabilities | 4.12 | 14.16 |
| (d) Short-Term Provisions | 6.32 | 9.86 |
| Total Equity & Liabilities | 1,665.82 | 1,713.82 |
| II. ASSETS | | |
| <u>(1) Non-Current Assets</u> | | |
| <u>(a) Fixed Assets (Net)</u> | | |
| (i) Property, Plant and Equipment | 107.15 | 89.55 |
| (ii) Intangible Assets | - | - |
| (iii) Capital Work in Progress | - | - |
| (b) Non-current investments | 325.09 | 340.93 |
| (c) Deferred tax assets (net) | - | - |
| (d) Long term loans and advances | - | - |
| (e) Other non-current assets | - | 7.34 |
| | | |
| <u>(2) Current Assets</u> | | |
| (a) Current investments | - | - |
| (b) Inventories | 1,112.01 | 1,037.54 |
| (c) Trade receivables | 73.35 | 202.06 |
| (d) Cash and cash equivalents | 0.06 | 1.64 |
| (e) Short-term loans and advances | 48.16 | 15.00 |
| (f) Other current assets | - | 19.76 |
| Total Assets | 1,665.82 | 1,713.82 |



For, SM GOLD LIMITED


Prirank S. Shah



S. M. GOLD LIMITED

STATEMENT OF CASH FLOW

| PARTICULARS | | FIGURES AS AT THE END OF 30th SEPTEMBER 2020 | FIGURES AS AT THE END OF 31TH MARCH, 2020 |
|---|--|---|---|
| A | <u>Cash Flow from Operating Activities :</u> | | |
| | Net Profit/(Loss) before tax | 25.28 | 19.06 |
| | Adjustments for: | | |
| | Finance Cost | 18.62 | 29.25 |
| | Depreciation | 2.03 | 2.9 |
| | Interest | | |
| | Operating Profit before working capital changes | 45.93 | 51.21 |
| | Increase / (Decrease) in short term borrowings | -51.50 | 252.5 |
| | Increase / (Decrease) in Trade Payables | -1.88 | 1.89 |
| | Increase / (Decrease) in Other Current Liabilities | -10.04 | 12.32 |
| | Increase / (Decrease) in Short term provision | -3.54 | 6.4 |
| | (Increase) / Decrease in Inventories | -74.47 | 10.52 |
| | (Increase) / Decrease in Trade Receivable | 128.71 | 1.54 |
| | (Increase) / Decrease in Other current assets | 27.10 | 6.31 |
| | (Increase) / Decrease in Short Term Loans & Advances | -33.16 | 12.7 |
| | Operating Profit after working capital changes | 27.15 | 355.39 |
| | Less: Income Tax Paid | -6.32 | 5 |
| | Net Cash from/ (used in) Operating Activities | (A) 20.83 | 350.39 |
| B | <u>Cash Flow from Investing Activities :</u> | | |
| | (Purchase)/ Sale of Fixed Assets | -19.63 | -87.06 |
| | (Purchase)/ Sale of Current Investments | 15.84 | -340.93 |
| | Net Cash from/ (used in) Investing Activities | (B) -3.79 | -427.99 |
| C | <u>Cash Flow from Financing Activities :</u> | | |
| | Increase / (Decrease) in Long Term Borrowings | - | - |
| | Proceeds from application money pending allotment | - | - |
| | Proceeds from Issue of shares | - | 0 |
| | Proceeds from Securities Premium | - | 0 |
| | Share Issue Expense | - | 1.84 |
| | Finance Cost paid | -18.62 | -29.25 |
| | Adjustments in retained earnings | - | - |
| | Net Cash from/ (used in) Financing Activities | (C) -18.62 | -27.41 |
| | Net Increase/ (Decrease) in Cash & Cash Equivalents | A+B+C -1.58 | -105.01 |
| | Cash & Cash Equivalents as at the beginning of the year | 1.64 | 106.65 |
| | Cash & Cash Equivalents as at the end of the year | 0.06 | 1.64 |
|  | | FOR, S. M. GOLD LIMITED  Priyank Suresh Shah (DIRECTOR) | |