

Holding of Specified Securities

Annexure - I

1. Name of Listed Entity: MAXIMUS INTERNATIONAL LIMITED				
2. Scrip Code/Name of Scrip/Class of Security				
3. Share Holding Pattern Filed under: Reg. 31(1)(a)/Reg. 31(1)(b)/Reg. 31(1)(c)				
a. If under 31(1)(b) then indicate the report for Quarter ending		21-06-2019		
b. If under 31(1)(c) then indicate date of allotment/extinguishment				
4. Declaration: The Listed entity is required to submit the following declaration to the extent of submission of information:-				
Particulars		Yes*	No*	
1	Whether the Listed Entity has issued any partly paid up shares?			
2	Whether the Listed Entity has issued any Convertible Securities or Warrants?			
3	Whether the Listed Entity has any shares against which depository receipts are issued?			
4	Whether the Listed Entity has any shares in locked-in?			
5	Whether any shares held by promoters are pledge or otherwise encumbered?			
* If the Listed Entity selects the option 'No' for the questions above, the columns for the partly paid up shares, Outstanding Convertible Securities/Warrants, depository receipts, locked-in shares, No of shares pledged or otherwise encumbered by promoters, as applicable, shall not be displayed at the time of dissemination on the Stock Exchange website. Also wherever there is 'No' declared by Listed Entity in above table the values will be considered as 'Zero' by default on submission of the format of holding of specified securities.				



Table 1 - SUMMARY STATEMENT HOLDING OF SPECIFIED SECURITIES

Table 1 - SUMMARY STATEMENT HOLDING OF SPECIFIED SECURITIES																
Cate gory (i)	Category of shareholder (ii)	No.s of Share holders (iii)	No. of fully paid-up equity Share held (iv)	No.s of Partly paid-up equity Share held (v)	No. of shares underlying Depository Receipts (vi)	Total nos. shares held (vii)= (iv)+(v)+(vi)	Shareholding as a % of total no. of shares (calculated as per SCRR-1957) (viii) As a % of (A+B+C2)	Number of Voting Rights held in each class of securities (ix)			No. of Shares Underlying Outstanding convertible securities as a % of diluted share (capital) (x) As a % of (A+B+C2)	Number of Locked In shares (xi)		Number of Shares pledged or otherwise encumbered (xii)	Number of equity shares held in dematerialized form (xiii)	
								No of Voting Rights				Total as a % of (A+B+C)	No. (a)			As a % of shares held (b)
								Class Equity	Class Others	Total						
(A)	Promoter & Promoter Group	7	8000000	0	0	8000000	63.6335	8000000	0	63.6335	2100000	26.2500	0	0.0000	8000000	
(B)	Public	38	4572000	0	0	4572000	36.3665	4572000	0	36.3665	0	0.0000	NA	NA	4572000	
(C)	Non Promoter-Non Public	0	0	0	0	0	0	0	0	0.0000	0	0.0000	NA	NA	0	
(C1)	Shares underlying DRS	0	0	0	0	0	0	0	0	0.0000	0	0.0000	NA	NA	0	
(C2)	Shares held by Employee Trusts	0	0	0	0	0	0	0	0	0.0000	0	0.0000	NA	NA	0	
Total		45	12572000	0	0	12572000	100.0000	12572000	0	100.0000	2100000	16.7038			12572000	



Table II - STATEMENT SHOWING SHAREHOLDING PATTERN OF THE PROMOTER AND PROMOTER GROUP

Category & Name of the shareholders (I)	PAN (II)	No of Share holders (III)	No of fully paid up equity shares held (IV)	Partly paid-up equity share held (V)	No of shares underlying Depository Receipts (VI)	Total nos. shares held (VII)= (IV)+(V)+(VI)	Shareholding % calculated as per SCRR, 1957 As a % of (A+B+C2) (VIII)	Number of Voting Rights held in each class of securities (IX)			No. of Shares Underlying Outstanding convertible securities (including Warrants) (X)	Shareholding, as a % assuming full conversion of convertible securities as a % of diluted share capital (XI)=(VII)+(X) As a % of (A+B+C2)	Number of Locked in shares (XII)		Number of Shares pledged or otherwise encumbered (XIII)		Number of equity shares held in dematerialized form (XIV)	
								(X)	No of Voting Rights	Total as a % of (A+B+C2)			(a)	As a % of total shares held (b)	(a)	As a % of total shares held (b)		
																		Class Equity X
1 Indian																		
(a) Individuals/Hindu undivided Family		0	0	0	0	0	0.0000	0	0	0	0.0000	0	0.0000	0	0.0000	0	0.0000	0
Total		0	0	0	0	0	0.0000	0	0	0	0.0000	0	0.0000	0	0.0000	0	0.0000	0
(b) Central Government/State Government(s)		0	0	0	0	0	0.0000	0	0	0	0.0000	0	0.0000	0	0.0000	0	0.0000	0
Total		0	0	0	0	0	0.0000	0	0	0	0.0000	0	0.0000	0	0.0000	0	0.0000	0
(c) Financial Institutions/Banks		0	0	0	0	0	0.0000	0	0	0	0.0000	0	0.0000	0	0.0000	0	0.0000	0
Total		0	0	0	0	0	0.0000	0	0	0	0.0000	0	0.0000	0	0.0000	0	0.0000	0
(d) Any Other(BODIES CORPORATE)		1	7999988	0	0	7999988	63.6334	7999988	0	7999988	63.6334	0	63.6334	2100000	26.2500	0	0.0000	7999988
OPTIMUS FINANCE LIMITED	AA8CT7283J	1	7999988	0	0	7999988	63.6334	7999988	0	7999988	63.6334	0	63.6334	2100000	26.2500	0	0.0000	7999988
Total		1	7999988	0	0	7999988	63.6334	7999988	0	7999988	63.6334	0	63.6334	2100000	26.2500	0	0.0000	7999988
(d) Any Other(DIRECTORS RELATIVES)		1	2	2	0	2	0.0000	2	0	2	0.0000	0	0.0000	0	0.0000	0	0.0000	2
PAKKAJ KANAIVYAL PARIKH	AAKPP8700C	1	2	2	0	2	0.0000	2	0	2	0.0000	0	0.0000	0	0.0000	0	0.0000	2
SURESHBHAI NAGJI BHAI PATEL	ADUPP6146M	1	2	2	0	2	0.0000	2	0	2	0.0000	0	0.0000	0	0.0000	0	0.0000	2
ALPANA RINKI GANDHI	AENPG0382E	1	2	2	0	2	0.0000	2	0	2	0.0000	0	0.0000	0	0.0000	0	0.0000	2
PARESH P THAKKAR	AGEPT1499A	1	2	2	0	2	0.0000	2	0	2	0.0000	0	0.0000	0	0.0000	0	0.0000	2
SONAL DEEPAK SADARANGANI	AGTSP9111P	2	2	2	0	2	0.0000	2	0	2	0.0000	0	0.0000	0	0.0000	0	0.0000	2
GAURANG RAMNIKLAL	AOXP54460B	1	2	2	0	2	0.0000	2	0	2	0.0000	0	0.0000	0	0.0000	0	0.0000	2
SAANGHAVI		6	12	12	0	12	0.0001	12	0	12	0.0001	0	0.0001	0	0.0000	0	0.0000	12
Total		7	8000000	0	0	8000000	63.6335	8000000	0	8000000	63.6335	0	63.6335	2100000	26.2500	0	0.0000	8000000
Sub-Total (A)(1)		7	8000000	0	0	8000000	63.6335	8000000	0	8000000	63.6335	0	63.6335	2100000	26.2500	0	0.0000	8000000
2 Foreign																		
(a) Individuals(Non-Resident Individuals/Foreign Individuals)		0	0	0	0	0	0.0000	0	0	0	0.0000	0	0.0000	0	0.0000	0	0.0000	0
Total		0	0	0	0	0	0.0000	0	0	0	0.0000	0	0.0000	0	0.0000	0	0.0000	0
(b) Government		0	0	0	0	0	0.0000	0	0	0	0.0000	0	0.0000	0	0.0000	0	0.0000	0
Total		0	0	0	0	0	0.0000	0	0	0	0.0000	0	0.0000	0	0.0000	0	0.0000	0
(c) Institutions		0	0	0	0	0	0.0000	0	0	0	0.0000	0	0.0000	0	0.0000	0	0.0000	0
Total		0	0	0	0	0	0.0000	0	0	0	0.0000	0	0.0000	0	0.0000	0	0.0000	0
(d) Foreign Portfolio Investor		0	0	0	0	0	0.0000	0	0	0	0.0000	0	0.0000	0	0.0000	0	0.0000	0
Total		0	0	0	0	0	0.0000	0	0	0	0.0000	0	0.0000	0	0.0000	0	0.0000	0
Sub-Total (A)(2)		0	0	0	0	0	0.0000	0	0	0	0.0000	0	0.0000	0	0.0000	0	0.0000	0
Total Shareholding of Promoter and Promoter Group (A) = (A)(1)+(A)(2)		7	8000000	0	0	8000000	63.6335	8000000	0	8000000	63.6335	0	63.6335	2100000	26.2500	0	0.0000	8000000

Details of Shares which remain unclaimed may be given hear along with details such as number of shareholders, outstanding shares held in demat/unclaimed suspense account, voting rights which are frozen etc.

Note:

(1) PAN would not be displayed on website of Stock Exchange(s).

(2) The term "Encumbrance" has the same meaning as assigned under regulation 28(3) of SEBI (Substantial Acquisition of Shares and Takeovers) Regulations, 2011.






Table II - STATEMENT SHOWING SHAREHOLDING PATTERN OF THE PUBLIC SHAREHOLDER

Table III - STATEMENT SHOWING SHAREHOLDING PATTERN OF THE PUBLIC SHAREHOLDER																			
Category & Name of the shareholders (i)	PAN (ii)	No.s of Share holders (iii)	No. of fully paid up equity Share held (iv)	Partly paid-up equity Share held (v)	No.s of shares underlying Depository Receipts (vi)	Total nos. shares held (vii)=(iv)+(v)+(vi)	Shareholding % calculated as per SCRR,1957 As a % of (A+B+C2) (viii)	Number of Voting Rights held in each class of securities (ix)			Total as a % of Total Voting Rights (x)	No. of Shares Underlying Outstanding convertible securities (including Warrants) (xi)	Shareholding, as a % assuming full conversion of convertible securities as a percentage of diluted share capital (xii)=(viii)+(xi) As a % of (A+B+C2)	Number of Locked in shares (xiii)		Number of Shares pledged or otherwise encumbered (xiv)	Number of equity shares held in dematerialized form (xv)		
								Class Equity x	Class Others y	Total				No. (a)	As a % of shares held (b)			No. (Not applicable) (c)	As a % of total shares held (d)
1	Institutions																		
(a)	Mutual Funds		0	0	0	0	0.0000	0	0	0	0.0000	0	0.0000	0	0.0000	NA	NA	0	
(b)	Venture Capital Funds		0	0	0	0	0.0000	0	0	0	0.0000	0	0.0000	0	0.0000	NA	NA	0	
(c)	Alternate Investment Funds		0	0	0	0	0.0000	0	0	0	0.0000	0	0.0000	0	0.0000	NA	NA	0	
(d)	Foreign Venture Capital Investors		0	0	0	0	0.0000	0	0	0	0.0000	0	0.0000	0	0.0000	NA	NA	0	
(e)	Foreign Portfolio Investors		0	0	0	0	0.0000	0	0	0	0.0000	0	0.0000	0	0.0000	NA	NA	0	
(f)	Financial Institution/Banks		0	0	0	0	0.0000	0	0	0	0.0000	0	0.0000	0	0.0000	NA	NA	0	
(g)	Insurance Companies		0	0	0	0	0.0000	0	0	0	0.0000	0	0.0000	0	0.0000	NA	NA	0	
(h)	Provident Funds/ Pension Funds		0	0	0	0	0.0000	0	0	0	0.0000	0	0.0000	0	0.0000	NA	NA	0	
SUB TOTAL (B)(1)			0	0	0	0	0.0000	0	0	0	0.0000	0	0.0000	0	0.0000	NA	NA	0	
2 Central / State government(s)/President of India			0	0	0	0	0.0000	0	0	0	0.0000	0	0.0000	0	0.0000	NA	NA	0	
(a) Central Government/ State Government(s)			0	0	0	0	0.0000	0	0	0	0.0000	0	0.0000	0	0.0000	NA	NA	0	
SUB TOTAL (B)(2)			0	0	0	0	0.0000	0	0	0	0.0000	0	0.0000	0	0.0000	NA	NA	0	
3	Non-institutions		10	114000	0	0	0.9068	114000	0	114000	0.9068	0	0.9068	0	0.0000	NA	NA	114000	
(a)	Individuals - I. Individual shareholders holding nominal share capital up to Rs. 2 lakhs.		18	2430000	0	0	19.3287	2430000	0	2430000	19.3287	0	19.3287	0	0.0000	NA	NA	2430000	
2) share capital in excess of Rs. 2 lakhs.																			
	KIRITI MAVJI MALDE	AAEFMA920F	1	144000	0	0	1.1454	144000	0	144000	1.1454	0	1.1454	0	0.0000	NA	NA	144000	
	NAVJAN MULCHAND GOSALIA	AAFCG3743Q	1	504000	0	0	4.0089	504000	0	504000	4.0089	0	4.0089	0	0.0000	NA	NA	504000	
	SAJANKUMAR RAMESHWARLAL BAJAJ	ADOFB0559Q	1	180000	0	0	1.4318	180000	0	180000	1.4318	0	1.4318	0	0.0000	NA	NA	180000	
	SONAL NAVJAN GOSALIA	AAFGG0138H	1	324000	0	0	2.5772	324000	0	324000	2.5772	0	2.5772	0	0.0000	NA	NA	324000	
	KIRITI MAVJI MALDE (HUF)	AAHHK6526J	1	156000	0	0	1.2409	156000	0	156000	1.2409	0	1.2409	0	0.0000	NA	NA	156000	
	YOGESH BABULAL SHAH - HUF	AAACH55654L	1	306000	0	0	2.4340	306000	0	306000	2.4340	0	2.4340	0	0.0000	NA	NA	306000	
(b)	NBFCs registered with RBI		0	0	0	0	0.0000	0	0	0	0.0000	0	0.0000	0	0.0000	NA	NA	0	
(c)	Employee Trusts		0	0	0	0	0.0000	0	0	0	0.0000	0	0.0000	0	0.0000	NA	NA	0	
(d)	Overseas Depositories (holding DRs) (balancing figure)		0	0	0	0	0.0000	0	0	0	0.0000	0	0.0000	0	0.0000	NA	NA	0	
(e)	Any other(BODIES CORPORATE)		7	1440000	0	0	11.4540	1440000	0	1440000	11.4540	0	11.4540	0	0.0000	NA	NA	1440000	
	GOODPOINT COMMODAL PRIVATE LIMITED	AAECG5864F	1	150000	0	0	1.1931	150000	0	150000	1.1931	0	1.1931	0	0.0000	NA	NA	150000	
	NOPEA CAPITAL SERVICES PRIVATE LIMITED	AADCN5382J	1	360000	0	0	2.8635	360000	0	360000	2.8635	0	2.8635	0	0.0000	NA	NA	360000	
	OVERSKUD MULTI ASSET MANAGEMENT PRIVATE LIMITED	AAACG5086G	1	216000	0	0	1.7181	216000	0	216000	1.7181	0	1.7181	0	0.0000	NA	NA	216000	
	SHRI RANINDRA MEDIA VENTURES PRIVATE LIMITED	AAOCS7925K	1	492000	0	0	3.9135	492000	0	492000	3.9135	0	3.9135	0	0.0000	NA	NA	492000	
(e)	Any Other(MARKET MAKER)		1	480000	0	0	3.8180	480000	0	480000	3.8180	0	3.8180	0	0.0000	NA	NA	480000	
	ARYAMAN CAPITAL MARKETS LIMITED	AAHCA7893B	1	480000	0	0	3.8180	480000	0	480000	3.8180	0	3.8180	0	0.0000	NA	NA	480000	
(e)	Any Other(NON RESIDENT INDIANS (NRI))		2	108000	0	0	0.8591	108000	0	108000	0.8591	0	0.8591	0	0.0000	NA	NA	108000	
SUB TOTAL (B)(3)			38	4572000	0	0	36.3665	4572000	0	4572000	36.3665	0	36.3665	0	0.0000	NA	NA	4572000	
Total Public Shareholding (B) = (B)(1)+(B)(2)+(B)(3)			38	4572000	0	0	36.3665	4572000	0	4572000	36.3665	0	36.3665	0	0.0000	NA	NA	4572000	

Details of the shareholders acting as persons in Concert including their Shareholding (No. and %): 0

Details of Shares which remain unclaimed may be given near along with details such as number of shareholders, outstanding shares held in demat/unclaimed suspense account, voting rights which are frozen etc.

Note:

(1) PAN would not be displayed on website of Stock Exchange(s)

(2) The above format needs to be disclosed along with the name of following persons:

Institutions/Non Institutions holding more than 1% of total number of shares.




Table IV - STATEMENT SHOWING SHAREHOLDING PATTERN OF THE NON PROMOTER - NON PUBLIC SHAREHOLDER

Category & Name of the shareholders (i)	PAN (ii)	No. of Share holders (iii)	No. of fully paid up equity share held (iv)	Partly paid-up equity share held (v)	No. of shares underlying Depository Receipts (vi)	Total no. shares held (vii)=(iv)+(v)+(vi)	Shareholding % calculated as per SCRR, 1957 As a % of (A+B+C) (viii)	Number of Voting Rights held in each class of securities (ix)			No. of Shares Underlying Outstanding convertible securities (including Warrants) (x)	Total Shareholding, as a % assuming full conversion of convertible securities (as a % of diluted share capital) (xi)=(viii)+(x) As a % of (A+B+C)	Number of Locked in shares (xii)		Number of Shares pledged or otherwise encumbered (xiii)		Number of equity shares held in dematerialized form (xiv)
								Class Equity (a)	Class Others (b)	Total (c)			(i)	As a % of shares held (ii)	(i)	As a % of total shares held (ii)	
1 Custodian/D.R. Holder																	
1		0	0	0	0	0	0.0000	0	0	0	0	0.0000	0	0.0000	NA	NA	0
Total Non Promoter-Non Public Shareholding (C)=(1)+(C)(2)		0	0	0	0	0	0.0000	0	0	0	0	0.0000	0	0.0000	NA	NA	0

Note

(1) PAN would not be displayed on website of Stock Exchange(s).

(2) The above format needs to disclose name of all holders holding more than 1% of total number of shares.

(3) W.r.t. the information pertaining to Depository Receipts, the same may be disclosed in the respective columns to the extent information available.

