

**Share Holding Pattern of Artemis Global Life Sciences Limited as on: 11-July-2017**  
**Table I - Summary Statement holding of specified securities**

Category (i)	Category of shareholder (ii)	Nos. of shareholders (iii)	No. of fully paid up equity shares held (iv)		No. of Partly paid-up equity shares held (v)	No. of shares underlying Depository Receipts (vi)	Total nos. shares held (vii) = (iv)+(v)+(vi)	Shareholding as a % of total no. of shares (calculated as per SCRR, 1957) (viii)		Number of Voting Rights held in each class of securities (ix)			Shareholding as a % assuming full conversion of convertible securities (as a percentage of diluted share capital) (xi) = (vii)+(x) / (A+B+C2)	No. of Locked in shares (xii)	Number of Shares pledged or encumbered otherwise (xiii)		Number of equity in dematerialized form (xiv)								
			As a % of (A+B+C2)	As a % of (A+B+C)				Total as a % of (A+B+C)	No. of Shares Underlying convertible securities (including Warrants) (x)	No. of Voting Rights (x)	Class X	Class Y			Total	No. (a)		As a % of total Shares held (b)	No. (a)	As a % of total Shares held (b)					
																					Class X	Class Y	Total	No. (a)	As a % of total Shares held (b)
A	Promoter & Promoter Group	2	4621539	0	0	4621539	69.82	69.82	462	462	0	0	69.82	0	0	0	4621539								
B	Public	7239	1997310	0	0	1997310	30.18	30.18	199	199	0	0	30.18	0	0	0	17086357								
C	Non Promoter-Non Public	0	0	0	0	0	0	0	0	0	0	0	0	0	0	0	0	0							
C1	Shares underlying DRs	0	0	0	0	0	0	0	0	0	0	0	0	0	0	0	0	0							
C2	Shares held by Employee Trusts	0	0	0	0	0	0	0	0	0	0	0	0	0	0	0	0	0							
	Total	7241	6618850	0	0	6618850	100	100	661	661	0	0	100	0	0	0	63301756								

Note out of the above 1956250 equity shares are under abeyance





Table II - Statement showing shareholding pattern of the Promoter and Promoter Group


Category & Name of the Shareholders (i)	PAN (ii)	No. of share holder (iii)	No. of fully paid up equity shares held (iv)	Partly paid-up equity shares held (v)	Nos. of shares underlying Depository Receipts (vi)	Total nos. shares held (vii) = (iv)+(v)+(vi)	Shareholding % calculate as per SCRR, 1957 (viii) = (A+B+C2) (viii)	Number of Voting Rights held in each class of securities (ix)			No. of Shares Underlying Outstanding convertible securities (including Warrants) (x)	Shareholding % assuming full conversion of convertible securities (xi)	Number of Locked in shares (xii)	Number of Shares pledged or otherwise encumbered (xiii)	Number of Shares held (xiv)
								Class X	Class Y	Total					
		Total as a % of Total Voting rights		Total as a % of Total Voting rights		Total as a % of Total Voting rights		Total as a % of Total Voting rights		Total as a % of Total Voting rights		Total as a % of Total Voting rights		Total as a % of Total Voting rights	
1 Indian		0	0	0	0	0	0	0	0	0	0	0	0	0	0
a Individuals/Hindu undivided Family		1	2500	0	0	2500	0	2500	0	0	0	0	0	0	2500
ONKAR S KANWAR	AAIP K963 9F		2500	0	0	2500	0	2500	0	0	0	0	0	0	2500
b Central Government/ State Government(s)		0	0	0	0	0	0	0	0	0	0	0	0	0	0
c Financial Institutions/ Banks		0	0	0	0	0	0	0	0	0	0	0	0	0	0
d Any Other (specify)		1	462120 899	0	0	462128 99	69.82	462120 899	0	0	0	0	0	0	462128 899
		0	462120 899	0	0	462128 99	69.82	462120 899	0	0	0	0	0	0	462128 899
CONSTRUC	AACC		462120	0	0	462128	69.82	462120	0	0	0	0	0	0	462128



	C9252 D	899	99	899	128 99	899	899	899	899	899	899	899	899
TIVE FINANCE PVT LTD													
Sub-Total (A)(1)	2	462150 399	462153 99	462150 399	462 153 99	69.82	69.82	0	0	0	0	0	46215 399
2 Foreign Individuals (Non- Resident Individuals/ Foreign Individuals)	0	0	0	0	0	0	0	0	0	0	0	0	0
a Government	0	0	0	0	0	0	0	0	0	0	0	0	0
b Institutions	0	0	0	0	0	0	0	0	0	0	0	0	0
c Foreign Portfolio Investor	0	0	0	0	0	0	0	0	0	0	0	0	0
e Any Other (specify)	0	0	0	0	0	0	0	0	0	0	0	0	0
Sub-Total (A)(2)	0	0	0	0	0	0	0	0	0	0	0	0	0
Total Shareholding of Promoter and Promoter Group (A)= (A)(1)+(A)(2)	2	462150 399	462153 99	462150 399	462 153 99	69.82	69.82	0	0	0	0	0	46215 399


Table III - Statement showing shareholding pattern of the Public shareholder

Category & Name of the Shareholders (I)	PAN (II)	Nos. of share older (III)	No. of fully paid up equity share s held (IV)	Partly paid-up equity shares held (V)	Nos. of shares underlying Depository Receipts (VI)	Total nos. shares held VII= IV+V+VI	Sharehol ding % calculate d as per SCRR, 1957 As a % of (A+B+C2) VIII	Number of Voting Rights held in each class of securities (IX)		No. of Shares Underlying convertible securities (including Warrants) (X)	Total shareholdin g, as a % assuming full conversion of convertible securities	Number of Locked in shares (XI)	Number of Shares of Equity Shares other than convertible shares (XII)	Numb er of equity shares held in Promat Program (XIII)	
								No. of Voting Rights	Total as a % of Total						No. (a)





India																				
KERALA STATE INDUSTRIAL DEVELOPMENT CORPORATION	AAA CK94 34D	1	150000 00	0	150000 0	2.27	150000 00	150000 00	150000 00	0	0	0	2.27	0	0	0	0	0	15000 00	
Sub-Total (B)(2)		1	150000 00	0	150000 0	2.27	150000 00	150000 00	150000 00	0	0	0	2.27	0	0	0	0	0	15000 00	
Non-institutions		0	0 0	0	0 0	0	0 0	0 0	0 0	0	0	0	0	0	0	0	0	0	0	
a		6925	113140 366	0	113143 66	17.09	113140 366	113140 366	113140 366	0	0	0	17.09	0	0	0	0	84491 22		
i		6916	521210 60	0	521216 0	7.87	521210 60	521210 60	521210 60	0	0	0	7.87	0	0	0	0	42736 66		
ii		9	610220 06	0	610220 6	9.22	610220 06	610220 06	610220 06	0	0	0	9.22	0	0	0	0	41754 56		
GOVERNOR OF KERALA	XXX XX11 11X	0	337480 00	0	337480 0	5.1	337480 00	337480 00	337480 00	0	0	0	5.1	0	0	0	0	33748 00		
RAFIQUE DAWOOD	BELP D680 6N	0	149000 00	0	149000 0	2.25	149000 00	149000 00	149000 00	0	0	0	2.25	0	0	0	0			
b		1	100 0	0	100 0	0	100 0	100 0	100 0	0	0	0	0	0	0	0	0	0	100	





Sub-Total (B)(3)	7226	178090 309	0	178093 09	26.91	178090 972	178 093 09	26.91	0	26.91	0	0	14925 165
Total Public Shareholding (B)= (B)(1)+(B)(2) +(B)(3)	7239	199730 101	0	199731 01	30.18	199730 101	199 731 01	30.18	0	30.18	0	0	17086 357

Table IV - Statement showing shareholding pattern of the Non Promoter- Non Public shareholder

Category & Name of the Shareholders (i)	PAN (ii)	No. of share holder (iii)	No. of fully paid equity share s held (iv)	Partly paid-up equity shares held (v)	Nos. of shares underlying Depository Receipts (vi)	Total no. shares held (vii) = IV+V+VI	Sharehol ding % calculate d as per SCRR, 1957 Asa % of (A+B+C2) (viii)	Number of Voting Rights held in each class of securities (ix)		No. of Shares Underlying Outstanding convertible securities (including Warrants) (x)	Total shareholdin g, asa% assuming full conversion of convertible securities ( as a percentage of diluted share capital) (xi)	Number of Locked in shares (xii)	Number of Shares pledged or otherwise encumbered (xiii)	Nu e shar in dem ed (xiv)
								No. of Voting Rights Class X	Total Voting rights Class Y					
1 Custodian/DR Holder		0	0	0	0	0	0	0	0	0	0	0	0	0
2 Employee Benefit Trust (under SEBI (Share based Employee Benefit) Regulations, 2014)		0	0	0	0	0	0	0	0	0	0	0	0	0
Total Non- Promoter- Non Public Shareholding (C)= (C)(1)+(C)(2)		0	0	0	0	0	0	0	0	0	0	0	0	0




Table II- Unclaim Details

Details of Shares which remain unclaimed may be given here along with details such as number of shareholders, outstanding shares held in demat/unclaimed suspense account, voting rights which are frozen etc.	
No. of shareholders	No of share held

Table III- Unclaim Details

Details of Shares which remain unclaimed may be given here along with details such as number of shareholders, outstanding shares held in demat/unclaimed suspense account, voting rights which are frozen etc.	
No. of shareholders	No of share held

Table III- Person in Concert

Details of the shareholders acting as persons in Concert including their Shareholding		
Name of shareholder	Name of PAC	No. of share Holding %

