

**VCU DATA MANAGEMENT LIMITED**

**SHAREHOLDING PATTERN AS ON 19/10/2013 [Post Issue]**

<b>Script Code :</b>	<b>CLASS OF SECURITY : EQUITY</b>	<b>As on : 19/10/2013</b>
<b>(I)(a) Statement Showing Shareholding Pattern</b>		<b>Face Value : 10</b>



Partly paid-up shares	No. of partly paid up shares	As a % of total no. of partly paid-up shares	As a % of total no. of shares of the company
Held by promoter/promoter group	0	0	0
held by public	0	0	0
<b>Total</b>	<b>0</b>	<b>0</b>	<b>0</b>
Outstanding convertible securities	No. of outstanding securities	As a % of total no. of outstanding convertible securities	As a % of total no. of shares of the company assuming full conversion of the convertible securities
Held by promoter/promoter group	0	0	0
held by public	0	0	0
<b>Total</b>	<b>0</b>	<b>0</b>	<b>0</b>
Warrants	No. of warrant	As a % of total no. of warrants	As a % of total no. of shares of the company assuming full conversion of warrants
Held by promoter/promoter group	0	0	0
held by public	0	0	0
<b>Total</b>	<b>0</b>	<b>0</b>	<b>0</b>
<b>Total Paid-up capital of the company assuming full conversion of warrants and convertible securities</b>			<b>15500000</b>

**VCU DATA MANAGEMENT LIMITED**

**SHAREHOLDING PATTERN AS ON 19/10/2013 [Post Issue]**

<b>Script Code :</b>	<b>CLASS OF SECURITY : EQUITY</b>	<b>As on : 19/10/2013</b>
<b>(I)(a) Statement Showing Shareholding Pattern</b>		<b>Face Value : 10</b>

Category Code	Category of Shareholder(s)	Number of Shareholder(s)	Total Number of shares	Number of shares held in Dematerialised Form	Total shareholding as a percentage of total number of shares		Shares pledged or otherwise encumbered	
					As a percentage of (A+B)	As a percentage of (A+B+C)	Number of shares	As a percentage
<b>(A)</b>	<b>Group</b>							
<b>(1)</b>	<b>Indian</b>							
(a)	Individuals/ Hindu Undivided Family	6	3395000	3395000	21.90	21.90	0	0.00
(b)	Central Government/ State Government(s)	0	0	0	0.00	0.00	0	0.00
(c)	Bodies Corporate	0	0	0	0.00	0.00	0	0.00
(d)	Financial Institutions/ Banks	0	0	0	0.00	0.00	0	0.00
(e)	Others							
	i) Trusts	0	0	0	0.00	0.00	0	0.00
	ii) Directors & their Relatives & Friends	0	0	0	0.00	0.00	0	0.00
	iii) Not specified	0	0	0	0.00	0.00	0	0.00
	<b>SUB TOTAL (A)(1)</b>	<b>6</b>	<b>3395000</b>	<b>3395000</b>	<b>21.90</b>	<b>21.90</b>	<b>0</b>	<b>0.00</b>
<b>(2)</b>	<b>Foreign</b>							
(a)	Individuals (Non-Residents Individuals/Foreign Individuals)	0	0	0	0.00	0.00	0	0.00
(b)	Bodies Corporate	0	0	0	0.00	0.00	0	0.00
(c)	Institutions	0	0	0	0.00	0.00	0	0.00
(d)	Others							
	i) Not Specified	0	0	0	0.00	0.00	0	0.00
	ii) Not Specified	0	0	0	0.00	0.00	0	0.00
	iii) Not Specified	0	0	0	0.00	0.00	0	0.00
	<b>SUB TOTAL (A)(2)</b>	<b>0</b>	<b>0</b>	<b>0</b>	<b>0.00</b>	<b>0.00</b>	<b>0</b>	<b>0.00</b>
	<b>TOTAL Shareholding of Promoter and Promoter Group(A) = (1) + (2)</b>	<b>6</b>	<b>3395000</b>	<b>3395000</b>	<b>21.90</b>	<b>21.90</b>	<b>0</b>	<b>0.00</b>
<b>(B)</b>	<b>Public Shareholding</b>							
<b>(1)</b>	<b>Institutions</b>							
(a)	Mutual Funds/ UTI	0	0	0	0.00	0.00		
(b)	Financial Institutions / Banks	0	0	0	0.00	0.00		
(c)	Central Government/ State Government(s)	0	0	0	0.00	0.00		
(d)	Venture Capital Funds	0	0	0	0.00	0.00		
(e)	Insurance Companies	0	0	0	0.00	0.00		
(f)	Foreign Institutional Investors	0	0	0	0.00	0.00		


(g)	Foreign Venture Capital Investors	0	0	0	0.00	0.00		
(h)	Nominated investors (as defined in Chapter XA of SEBI (ICDR) Regulations)	0	0	0	0.00	0.00		
(i)	Market Makers	1	378000	378000	2.44	2.44		
(j)	Any Other (specify)	0	0	0	0.00	0.00		
	<b>SUB TOTAL (B)(1)</b>	<b>1</b>	<b>378000</b>	<b>378000</b>	<b>2.44</b>	<b>2.44</b>		
<b>(2)</b>	<b>Non - Institutions</b>							
(a)	Bodies Corporate	4	612000	112000	3.95	3.95		
(b)	Individuals							
	i) Individual Shareholders holding nominal share capital up to Rs.1 Lakh	142	993000	973000	6.41	6.41		
	ii) Individual Shareholders holding nominal share capital in excess of Rs.1 Lakh	108	10122000	6602000	65.30	65.30		
(c)	Others							
	i) Directors and their relatives	0	0	0	0.00	0.00		
	ii) Non Resident Repatriates	0	0	0	0.00	0.00		
	iii) Non Resident Non Repatriates	0	0	0	0.00	0.00		
	iv) Trusts	0	0	0	0.00	0.00		
	v) Clearing Member	0	0	0	0.00	0.00		
	vi) Foreign Nationals	0	0	0	0.00	0.00		
	vii) Others	0	0	0	0.00	0.00		
	<b>SUB TOTAL (B)(2)</b>	<b>252</b>	<b>11727000</b>	<b>7687000</b>	<b>75.66</b>	<b>75.66</b>		
	<b>TOTAL Public Shareholding(B) = (1) + (2)</b>	<b>253</b>	<b>12105000</b>	<b>8065000</b>	<b>78.10</b>	<b>78.10</b>		
	<b>TOTAL (A)+(B)</b>	<b>259</b>	<b>15500000</b>	<b>11460000</b>	<b>100.00</b>	<b>100.00</b>		
(C)	Shares held by Custodians and against which Depository Receipts have been Issued	0	0	0		0.00		
	<b>GRAND TOTAL (A) + (B) + (C)</b>	<b>259</b>	<b>15500000</b>	<b>11460000</b>		<b>100.00</b>	<b>0</b>	<b>0.00</b>



**VCU DATA MANAGEMENT LIMITED**


b) Statement showing Shareholding of persons belonging to the category "Promoter and Promoter Group" [Post Issue]

Sr. No.	Name of the shareholder	Number of shares	Shares as a percentage of total number of shares (i.e., Grand Total (A)+(B)+(C) indicated in Statement at para (I)(a) above)	Encumbered shares (%)			Details of warrants		Details of convertible securities		Total shares (including underlying shares assuming full conversion of warrants and convertible securities) as a % of diluted share capital
				No.	As a percentage (VI)=(V)/(III)* 100	As a % of grand total (A)+(B)+(C) of sub-clause (I)(a)	Number of warrants held	As a % total number of warrants of the same class	Number of convertible securities held	As a % total number of convertible securities of the same class	
(i)	(ii)	(iii)	(iv)	(v)	(vi)=(v)/(iii)* 100	(vii)	(viii)	(ix)	(x)	(xi)	(xii)
1	SHRIPAL KANTILAL BAFNA	1774000	11.06	0	0.00	0.00					1774000
2	SANJAY BABULAL VARDHAN	1355100	8.74	0	0.00	0.00					1355100
3	HARDIK HEMENDRA SANGHVI	156000	1.01	0	0.00	0.00					156000
4	HEMENDRA DHIRAJLAL SANGHVI	60000	0.39	0	0.00	0.00					60000
5	KUSHAL H SANGHVI	60000	0.39	0	0.00	0.00					60000
6	HITENDRA DHIRAJLAL SANGHVI	49900	0.32	0	0.00	0.00					49900
	<b>TOTAL</b>	<b>3395000</b>	<b>21.90</b>	<b>0</b>	<b>0.00</b>	<b>0.00</b>	<b>0</b>	<b>0.00</b>	<b>0</b>	<b>0.00</b>	<b>3395000</b>



**(I)(c) Statement showing Shareholding of persons belonging to the category  
"Public" and holding more than 1% of the total number of shares" [Post Issue]**


Sr. No.	Name of the shareholder	Number of shares	Shares as a percentage of total number of shares (i.e., Grand Total (A)+(B)+(C) Indicated in Statement at para (I)(a) above}
1	SOHNI DIPAK TANNA	702000	4.5290
2	MANISH DHIRAJLAL DESAI	500000	3.2258
3	DIPAK AMRATLAL DOSHI	500000	3.2258
4	ORIGIN DATA SOLUTIONS PVT LTD	400000	2.5806
5	NETWORTH STOCK BROKING LTD NETWORTH	378000	2.4387
6	RAO RAVI JAYESH	300000	1.9355
7	HETA MEHTA	280000	1.8065
8	HETAL MEHTA	280000	1.8065
9	DIVYESH MEHTA	280000	1.8065
10	VEENA MEHTA	280000	1.8065
11	JIGNA S MEHTA	280000	1.8065
12	SAGAR MEHTA	280000	1.8065
13	BHARATBHAI Y MEHTA HUF	280000	1.8065
14	UTKARSH BHIKHOOBHAI SHAH	264000	1.7032
15	SUKOON VIPOOL SHAH	264000	1.7032
16	ISHAN G PATEL	250000	1.6129
17	GHANSHYAM M PATEL	250000	1.6129
18	ANIL AMRUTLAL DOSHI	250000	1.6129
19	NILANG AMRUTLAL DOSHI	250000	1.6129
20	GADHECHA BHARAT UGARCHAND	200000	1.2903
21	KALPESH U. GADHECHA	200000	1.2903
22	AADARSH UTKARSH SHAH	180000	1.1613
	<b>TOTAL</b>	<b>6848000</b>	<b>44.1808</b>

*[Handwritten Signature]*  


**(I)(c) Statement showing Shareholding of persons belonging to the category  
 "Public" and holding more than 5% of the total number of shares" [Post Issue]**

Sr. No.	Name of the shareholder	Number of shares	Shares as a percentage of total number of shares (i.e., Grand Total (A)+(B)+(C) indicated in Statement at para (I)(a) above)
	TOTAL	0	0.0000


*[Handwritten Signature]*



## VCU DATA MANAGEMENT LIMITED

### Details of Locked-in Shares (Post Issue)

Sr. No.	Name of the Shareholder	Number of Shares	Locked-In Shares as % of Total No. of Shares
1	SHRIPAL KANTILAL BAFNA	1714000	11.06
2	SANJAY BABULAL VARDHAN	1355100	8.74
3	MANISH DHIRAJLAL DESAI	500000	3.23
4	DIPAK AMRATLAL DOSHI	500000	3.23
5	ORIGIN DATA SOLUTIONS PVT LTD	400000	2.58
6	RAO RAVI JAYESH	300000	1.94
7	HETA MEHTA	280000	1.81
8	HETAL MEHTA	280000	1.81
9	DIVYESH MEHTA	280000	1.81
10	VEENA MEHTA	280000	1.81
11	JIGNA S MEHTA	280000	1.81
12	SAGAR MEHTA	280000	1.81
13	BHARATBHAI Y MEHTA HUF	280000	1.81
14	ISHAN G PATEL	250000	1.61
15	GHANSHYAM M PATEL	250000	1.61
16	ANIL AMRUTLAL DOSHI	250000	1.61
17	NILANG AMRUTLAL DOSHI	250000	1.61
18	GADHECHA BHARAT UGARCHAND	200000	1.29
19	KALPESH U. GADHECHA	200000	1.29
20	HARDIK HEMENDRA SANGHVI	156000	1.01
21	BRIJESH DHIRAJLAL DESAI	150000	0.97
22	TUSHAR DHIRAJLAL DESAI	150000	0.97
23	HASMUKHBHAI MAKWANA	100000	0.65
24	KUSUM FINSERVE PVT LTD	100000	0.65
25	KIFS SECURITIES LIMITED	100000	0.65
26	HEERACHAND HARJIJI DHOKAD	100000	0.65
27	VASUDEV G DAPKI (HUF)	90000	0.58
28	DARSHIL RAJAN DAPKI	90000	0.58
29	NISHAL RAJANBHAI DAPKI	90000	0.58
30	SHILPA RAJAN DAPKI	90000	0.58
31	RAJAN VASUDEV DAPKI	90000	0.58
32	KIRTAN M SHAH	60000	0.39
33	HEMENDRA DHIRAJLAL SANGHVI	60000	0.39
34	KUSHAL H SANGHVI	60000	0.39
35	VIRENBHAI VINODBHAI SHAH	50000	0.32
36	SAHIL VIRENBHAI SHAH	50000	0.32
37	BHUMIKA MANISH RAMCHANDANI	50000	0.32
38	SIMRAN RAJESH RAMCHANDANI	50000	0.32
39	BINABEN SHAILESH DESAI	50000	0.32
40	PARSHWA SHAILESH DESAI	50000	0.32
41	BIPIN VALLABHBHAI PATEL	50000	0.32



42	SUKHIDEVI RAMESHKUMAR HARAN	50000	0.32
43	RAMESHKUMAR UKHCHAND HARAN	50000	0.32
44	RUCHITA SUMEETH HARAN	50000	0.32
45	SANDEEP P SHAH	50000	0.32
46	SANDEEP PRAMOD SHAH (HUF)	50000	0.32
47	KALPANA PRAMOD SHAH	50000	0.32
48	RINA SANDEEP SHAH	50000	0.32
49	PRAMOD PREMCHAND SHAH	50000	0.32
50	HITENDRA DHIRAJLAL SANGHAVI	49900	0.32
51	VINOD BHAVARLAL JAIN	30000	0.19
52	DHARMESHBHAI ZALA	25000	0.16
53	PREETIBEN ZALA	25000	0.16
54	SEEMA M VARDHAN	25000	0.16
55	RITABEN MAKWANA	25000	0.16
56	JIGNESH MAKWANA	25000	0.16
57	MUKESH DOSHI	20000	0.13
58	BABITA JAIN	20000	0.13
59	KAMLADEVI PRITVIRAJ HARAN	20000	0.13
60	RAMESHKUMAR UKCHAND HARAN	20000	0.13
61	SHAILESH JITMAL DOSHI	20000	0.13
62	PRITHVIRAJ S HARAN	20000	0.13
63	SHEETAL A HARAN	20000	0.13
64	B RAMESHKUMARBAFNA	20000	0.13
65	MUKESH VARDHAN	15000	0.10
66	ASHOK DAULATRAJ BAFNA	10000	0.06
67	SAVITA ASHOK BAFNA	10000	0.06
68	KAVITA PIYUSH MEHTA	10000	0.06
69	MANISH DAULATRAJ BAFNA	10000	0.06
70	VIJYA VINOD JAIN	10000	0.06
71	RAJESH B JAIN	10000	0.06
72	SHAILESH BHABUTMAL TATED	10000	0.06
73	BHARAT MADANRAJ JAIN	10000	0.06
74	SANJAY MADANRAJ JAIN	10000	0.06
75	KALPESH MADANRAJ JAIN	10000	0.06
76	SUNGIBAI BHABUTMAL TATED	10000	0.06
77	BHAVNA BHARAT JAIN	10000	0.06
78	ALKA SANJAY JAIN	10000	0.06
79	SAPNA KALPESH JAIN	10000	0.06
80	JAIN RAMESHKUMAR	10000	0.06
81	DIMPLE SHAILESH DOSHI	10000	0.06
82	MEENA SANJAY JAIN	10000	0.06
83	MADANRAJ VELCHANDJI JAIN	10000	0.06
84	PRAKASHDEVI MADANRAJ JAIN	10000	0.06
85	CHAMPALAL VAGMALJI BOHRA	10000	0.06
86	SHEELA SANJAY BAFNA	10000	0.06
87	SANJAY BABULAL JAIN	10000	0.06
88	SANJAY B BAFNA	10000	0.06

*[Handwritten Signature]*



89	SANJAY B JAIN	10000	0.06
90	RAJESH MOOLCHAND BAFNA	10000	0.06
91	NEELAM RAJESH BAFNA	10000	0.06
92	SANGEETA RAJESH BOHRA	10000	0.06
93	RAJESH BHAVARLAL JAIN	10000	0.06
94	LALITA JAIN	10000	0.06
95	SEEMA SHAILESH JAIN	10000	0.06
96	SHAILESH B TATED	10000	0.06
97	URMILA H DHOKAD	10000	0.06
98	SURESH SUMERMAL DOSHI	10000	0.06
99	CHETAN PREMRAJ BOHRA	10000	0.06
100	PRIYANKA BOHRA	10000	0.06
101	RAHUL BOHRA	10000	0.06
102	SUSHILA DEVI BOHRA	10000	0.06
103	PATEL NAVIN MANILAL HUF	5000	0.03
104	PRAVAN JOSHI	5000	0.03
105	MUMTAJ HAMIDBHAI MANSURI	5000	0.03
106	HAMIDBHAI USHMANBHAI MANSURI	5000	0.03
107	SEJAL J. SHAH	5000	0.03
108	SHAILEN RAMESHBHAI SHAH	5000	0.03
109	MITESH RAMESH SHAH	5000	0.03
	Total	11150000	71.94

