

Annexure II


(I)(a) Statement Showing Shareholding Pattern [Post Issue]

Date : 25/05/2012


Name of The Company : MONARCH HEALTH SERVICES LTD

Face Value : 10


Category Code	Category Share Holder	No. of Share holders	Total No. of shares	No Of shares held in Demat Form	Total shareholding as a percentage of total number of shares		Shares pledged or otherwise encumbered	
					As a percentage of (A+B)	As a percentage of (A+B+C)	Number of shares	% No. of shares
(A)	Shareholding of Promoter and Promoter Group							
(1)	Indian							
(a)	Individuals/ Hindu Undivided Family	2	305200	305200	5.0867	5.0867	0	0.0000
(b)	Central Government/ State Government(s)	0	0	0	0.0000	0.0000	0	0.0000
(c)	Bodies Corporate	1	1200000	1200000	20.0000	20.0000	0	0.0000
(d)	Financial Institutions/ Banks	0	0	0	0.0000	0.0000	0	0.0000
(e)	Others							
	i) Trusts	0	0	0	0.0000	0.0000	0	0.0000
	ii) Directors & their Relatives & Friends	0	0	0	0.0000	0.0000	0	0.0000
	iii) Not specified	0	0	0	0.0000	0.0000	0	0.0000
	SUB TOTAL (A)(1)	3	1505200	1505200	25.0867	25.0867	0	0.0000
(2)	Foreign							
(a)	Individuals (Non-Residents Individuals/Foreign Individuals)	0	0	0	0.0000	0.0000	0	0.0000
(b)	Bodies Corporate	0	0	0	0.0000	0.0000	0	0.0000
(c)	Institutions	0	0	0	0.0000	0.0000	0	0.0000
(d)	Others							
	i) Not Specified	0	0	0	0.0000	0.0000	0	0.0000
	ii) Not Specified	0	0	0	0.0000	0.0000	0	0.0000
	iii) Not Specified	0	0	0	0.0000	0.0000	0	0.0000
	SUB TOTAL (A)(2)	0	0	0	0.0000	0.0000	0	0.0000
	TOTAL Shareholding of Promoter and Promoter Group(A) = (1) + (2)	3	1505200	1505200	25.0867	25.0867	0	0.0000
(B)	Public Shareholding							



(1)	Institutions							
(a)	Mutual Funds/ UTI	0	0	0	0.0000	0.0000		
(b)	Financial Institutions / Banks	0	0	0	0.0000	0.0000		
(c)	Central Government/ State Government(s)	0	0	0	0.0000	0.0000		
(d)	Venture Capital Funds	0	0	0	0.0000	0.0000		
(e)	Insurance Companies	0	0	0	0.0000	0.0000		
(f)	Foreign Institutional Investors	0	0	0	0.0000	0.0000		
(g)	Foreign Venture Capital Investors	0	0	0	0.0000	0.0000		
(h)	Nominated investors (as defined in Chapter XA of SEBI (ICDR) Regulations)	0	0	0	0.0000	0.0000		
(i)	Market Makers	1	300000	300000	5.0000	5.0000		
(j)	i)Any Other (specify)	0	0	0	0.0000	0.0000		
	SUB TOTAL (B)(1)	1	300000	300000	5.0000	5.0000		
(2)	Non - Institutions							
(a)	Bodies Corporate	3	300	200	0.0050	0.0050		
(b)	Individuals							
	i) Individual Shareholders holding nominal share capital up to Rs.1 Lakh	157	565500	543500	9.4250	9.4250		
	ii) Individual Shareholders holding nominal share capital in excess of Rs.1 Lakh	54	3629000	2059000	60.4833	60.4833		
(c)	Others							
	i)Directors and their relatives	0	0	0	0.0000	0.0000		
	ii)Non Resident Repatriates	0	0	0	0.0000	0.0000		
	iii)Non Resident Non Repatriates	0	0	0	0.0000	0.0000		
	iv)Private Equity Fund	0	0	0	0.0000	0.0000		
	v)Trusts	0	0	0	0.0000	0.0000		
	vi)Clearing Member	0	0	0	0.0000	0.0000		
	vii)Foreign Nationas	0	0	0	0.0000	0.0000		
	SUB TOTAL (B)(2)	214	4194800	2602700	69.9133	69.9133		
	TOTAL Public Shareholding(B) = (1) + (2)	215	4494800	2902700	74.9133	74.9133		
	TOTAL (A)+(B)	218	6000000	4407900	100.0000	100.0000		
(C)	Shares held by Custodians and against which Depository Receipts have been issued	0	0	0		0.0000		
	GRAND TOTAL (A) + (B) + (C)	218	6000000	4407900		100.0000	0	0.0000




(1)(b) Statement showing Shareholding of persons belonging to the category "Promoter and Promoter Group" [Post Issue]						
Sr. No.	Name of the shareholder	Total shares held		Shares pledged or otherwise encumbered		
		Number of shares	Shares as a % of total number of shares {i.e., Grand Total (A)+(B)+(C) indicated in Statement at para (1)(a) above}	Number of shares	% of Total shares held	As a % of grand total (A)+(B)+(C)
1	MAXGAINZ FINSERVE PVT LTD	1075000	17.9167	0	0.0000	0.0000
2	NISHITA K SHETH	236000	3.9333	0	0.0000	0.0000
3	MAXGAINZ FINSERVE PVT LTD	125000	2.0833	0	0.0000	0.0000
4	PRASHANT RAMAKANT VIKRAM	69200	1.1533	0	0.0000	0.0000
	TOTAL	1505200	25.0866	0	0.0000	0.0000



(I)(c) Statement showing Shareholding of persons belonging to the category
“Public” and holding more than 1% of the total number of shares” [Post Issue]

Sr. No.	Name of the shareholder	Number of shares	Shares as a percentage of total number of shares {i.e., Grand Total (A)+(B)+(C) indicated in Statement at para (I)(a) above}
1	DIPAK KALYANJI TANNA	450000	7.5000
2	SOHNI TANNA	450000	7.5000
3	NETWORTH STOCK BROKING LTD NETWORTH	300000	5.0000
4	RAJESH SANGHVI	200000	3.3333
5	SHAILESH GADHECHA	100000	1.6667
6	VARSHABEN S. GADHECHA	100000	1.6667
7	PUSHPA HASMUKH GADHECHA	100000	1.6667
8	GAURAV HASMUKH GADHECHA	100000	1.6667
9	BINITABEN DARSHANBHAI PATEL	100000	1.6667
10	NILABEN MANUBHAI PATEL	100000	1.6667
11	HIRACHAND H JAIN	100000	1.6667
12	DAHABHAI NARAYANDAS PATEL HUF ..	99000	1.6500
13	DAHABHAI NARAYANDAS PATEL	99000	1.6500
14	PRITESH CHAMPALAL DOSHI	70000	1.1667
15	GEETIKA AMIT GUPTA	66000	1.1000
16	ALKABEN PRAVINBHAI THAKKAR	66000	1.1000
17	THAKKAR PRAVINBHAI TALKSHIBHAI HUF	66000	1.1000
18	JAYESH T KOTAK	66000	1.1000
19	AMIT MADANLAL GUPTA	66000	1.1000
20	KAVITABEN JAYESHBHAI KOTAK	66000	1.1000
	TOTAL	2764000	46.0669




MONARCH HEALTH SERVICES LTD

Details of Locked-in Shares [Post Issue]

Sr. No.	Name of the Shareholder	Number of Shares	Locked-in Shares as % of Total No. of Shares
1	SUMIT AGRAWAL	1000	0.0238
2	PRITHVIRAJ BAFNA	1000	0.0238
3	SIMANDHAR SECURITIES PVT. LTD.	100	0.0024
4	HIRACHAND N BAFNA	15000	0.3571
5	RAJESH K SHAH (HUF)	10000	0.2381
6	RAJESH K SHAH	5000	0.1190
7	USHA R SHAH	5000	0.1190
8	RAJESH SANGHVI	200000	4.7619
9	SANJAY J SHAH	25000	0.5952
10	NIRMALA SHAH	25000	0.5952
11	JAYANTILAL SHAH	25000	0.5952
12	RACHANA SHAH	25000	0.5952
13	SHAILESH GADHECHA	100000	2.3810
14	VARSHABEN S. GADHECHA	100000	2.3810
15	DIPESH SHAH	50000	1.1905
16	SEEMA SHAH	15000	0.3571
17	SANDEEP SHAH (HUF)	20000	0.4762
18	PARESH SHAH (HUF)	20000	0.4762
19	DIPAK KALYANJI TANNA	450000	10.7143
20	SOHNI TANNA	450000	10.7143
21	MANISH D. SHAH	25000	0.5952
22	MANISH D. SHAH (HUF)	25000	0.5952
23	HARESHKUMAR MAFATLAL SHAH	50000	1.1905
24	MAFATLAL MALOOKJI SHAH	40000	0.9524
25	PRAVINKUMAR MAFATLAL SHAH	50000	1.1905
26	YOGESHKUMAR PRAVINKUMAR SHAH	40000	0.9524
27	LALITA PRAVIN KUMAR SHAH	40000	0.9524
28	JAYSHREE HARESHKUMAR SHAH	40000	0.9524
29	RINKLE YOGESH KUMAR SHAH	40000	0.9524
30	PUSHPA HASMUKH GADHECHA	100000	2.3810
31	GAURAV HASMUKH GADHECHA	100000	2.3810
32	BINITABEN DARSHANBHAI PATEL	100000	2.3810



Sr. No.	Name of the Shareholder	Number of Shares	Locked-in Shares as % of Total No. of Shares
33	NILABEN MANUBHAI PATEL	100000	2.3810
34	RAJENDRA PRITHVIRAJ BAFNA	10000	0.2381
35	ASHOK DAULATRAJ BAFNA	21000	0.5000
36	SAVITA ASHOK BAFNA	500	0.0119
37	MANJU SURESH BAFNA	1000	0.0238
38	SURESH BABULAL BAFNA	20000	0.4762
39	CLIO INFOTECH LTD	100	0.0024
40	MANISH DAULATRAJ BAFNA	10000	0.2381
41	REKHA BHARAT BOHRA	10000	0.2381
42	SHAILESH PRITHVIRAJ BOHRA	10000	0.2381
43	USHA SHAILESH BOHRA	10000	0.2381
44	DIMPLE BAFNA	10000	0.2381
45	BHARAT MADANRAJ JAIN	20000	0.4762
46	SANJAY MADANRAJ JAIN	20000	0.4762
47	KALPESH MADANRAJ JAIN	20000	0.4762
48	BHARAT PRITHVIRAJ BOHRA	10000	0.2381
49	PARESH PRITHVIRAJ BAFNA	10000	0.2381
50	HIRACHAND H JAIN	100000	2.3810
51	MONARCH SECURITIES PVT LTD	100	0.0024
52	RAJSHREE AMIT SHETH	50000	1.1905
53	PRITESH CHAMPALAL DOSHI	70000	1.6667
54	PRASHANT RAMAKANT VIKRAM	69200	1.6476
55	NISHITA K SHETH	236000	5.6190
56	MAXGAINZ FINSERVE PVT LTD	1200000	28.5714
	Total	4200000	100.0000



(l)(c) Statement showing Shareholding of persons belonging to the
“Public” and holding more than 5% of the total number of

Sr. No.	Name of the shareholder	Number of shares	Shares as a percentage of total number of shares {i.e., Grand Total (A)+(B)+(C) indicated in Statement at para (l)(a) above}
1	DIPAK KALYANJI TANNA	450000	7.5000
2	SOHNI TANNA	450000	7.5000
	TOTAL	900000	15.0000

