


Format of Holding of Specified securities

POST ISSUE

Name of Listed Entity: SONA BLW PRECISION FORGINGS LIMITED  
 Scrip Code/Name of Scrip/Class of Security: SOP,, EQUITY SHARES  
 Share Holding Pattern Filed under: Reg. 31(1)(a)

Declaration : The Listed entity is required to submit the following declaration to the extent of submission of information:

Particulars	YES*	NO*
Whether the Listed Entity has issued any partly paid up shares		No
Whether the Listed Entity has issued any Convertible Securities or Warrants?		No
Whether the Listed Entity has any shares against which depository receipts are issued?		No
Whether the Listed Entity has any shares in locked-in?	Yes	
Whether any shares held by promoters are pledged or otherwise encumbered?		No
Whether company has equity shares with differential voting rights?		No
Whether the listed entity has any significant beneficial owner?	Yes	



\*if the Listed Entity selects the option 'NO' for the questions above, the columns for the partly paid up shares, Outstanding Convertible Securities/Warrants, depository receipts, locked-in shares, No of shares pledged or otherwise encumbered by promoters, as applicable, shall not be displayed at the time of dissemination on the Stock Exchange website. Also wherever there is 'No' declared by Listed entity in above table the values will be considered as 'Zero' by default on submission of the format of holding of specified securities.

The tabular format for disclosure of holding of specified securities is as follows:

Table 1 - Summary Statement holding of specified securities

Category	Category of Shareholder	No of Shareholders	No of fully paid up equity shares held	No of Partly paid-up equity shares held	No of Shares Underlying Depository Receipts	Total No of Shares Held (VII) = (IV)+(V)+(VI)	Shareholding as a % of total no of shares (As a % of (A+B+C2))	Number of Voting Rights		Total as a % of (A+B+C)	No of Shares Underlying Outstanding convertible securities (including Warrants)	Shareholding as a % assuming full conversion of convertible securities (as a percentage of diluted share capital)	Number of Locked in Shares	Number of Shares pledged or otherwise encumbered	Number of equity shares held in dematerialized form
								Class N.A. Shares	Total						
(I)	(II)	(III)	(IV)	(V)	(VI)	(VII)	(A)	(B)	(C)	(D)	(E)	(F)	(G)	(H)	(I)
(A)	Promoter & Promoter Group	3	392568117	0	392568117	67.30	392568117	0	392568117	67.30	0	100.00	0	0	392568117
(B)	Public	321190	190271721	0	190271721	32.70	190271721	0	190271721	32.70	0	45.00	NA	0	190271721
(C)	Non Promoter-Non Public	0	0	0	0	0.00	0	0	0	0.00	0	0.00	NA	0	0
(D)	Shares underlying DRs	0	0	0	0	0.00	0	0	0	0.00	0	0.00	NA	0	0
(E)	Shares held by Employees Trusts	0	0	0	0	0.00	0	0	0	0.00	0	0.00	NA	0	0
<b>Total:</b>		<b>321193</b>	<b>583289838</b>	<b>0</b>	<b>583289838</b>	<b>100.00</b>	<b>583289838</b>	<b>0</b>	<b>583289838</b>	<b>100.00</b>	<b>0</b>	<b>82.02</b>	<b>0</b>	<b>0.00</b>	<b>583289838</b>




Table II - Statement showing shareholding pattern of the Promoter and Promoter Group

Category	(i) No. of Shareholders	(ii) No. of fully paid up equity shares held	(iii) No. of Partly paid-up equity shares held	(iv) No. of Shares Underlying Warrant Receipts	(v) Total No. of Shares Held (IVA+VI)	(vi) Shareholding as a % of total (i)+(ii)+(iii)+(iv) As a % of (A+B+C)	(vii) No. of Voting Rights Class N.A. Total	(viii) Total as a % of (A+B+C)	(ix) No. of Shares Underlying Outstanding convertible securities (Including Warrants)	(x) Assuming full conversion of convertible Securities (as a percentage of diluted share capital) [(VII)+(X) As a % of (A+B+C)]	(xi) No. of Locked in Shares	(xii) As a % of total Shares held	(xiii) Number of Shares pledged or otherwise encumbered	(xiv) As a % of total Shares held	(xv) Number of equity shares held in dematerialised form
	(a)	(b)	(c)	(d)	(e)	(f)	(g)	(h)	(i)	(j)	(k)	(l)	(m)	(n)	(o)
(a)	Indian individuals/Hindu undivided Family	1	72	0	0	0.00	72	0.00	0	0.00	72	0	0	0.00	72
(b)	RAMI KAPUR	1	72	0	0	0.00	72	0.00	0	0.00	72	0	0	0.00	72
(c)	Central Government/State Government(s)	0	0	0	0	0.00	0	0.00	0	0.00	0	0	0	0.00	0
(d)	Financial Institutions/Banks	0	0	0	0	0.00	0	0.00	0	0.00	0	0	0	0.00	0
(e)	Any Other	2	392568095	0	0	67.30	392568095	67.30	0	67.30	392568095	0	0	67.30	392568095
(f)	SOMIAUTOCOMP HOLDING PRIVATE LIMITED	1	193208904	0	0	33.12	193208904	33.12	0	33.12	193208904	0	0	33.12	193208904
(g)	SINGAPORE VITOPCO III PTE. LTD.	1	199359141	0	0	34.38	199359141	34.38	0	34.38	199359141	0	0	34.38	199359141
(h)	Sub-Total (A)(1)	3	392568117	0	0	67.30	392568117	67.30	0	67.30	392568117	0	0	67.30	392568117
(i)	Foreign Individuals (Non-Resident Individuals/Foreign Individuals)	0	0	0	0	0.00	0	0.00	0	0.00	0	0	0	0.00	0
(j)	Government Institutions	0	0	0	0	0.00	0	0.00	0	0.00	0	0	0	0.00	0
(k)	Foreign Port/Folio Investor	0	0	0	0	0.00	0	0.00	0	0.00	0	0	0	0.00	0
(l)	Any Other	0	0	0	0	0.00	0	0.00	0	0.00	0	0	0	0.00	0
(m)	Sub-Total (A)(2)	0	0	0	0	0.00	0	0.00	0	0.00	0	0	0	0.00	0
(n)	Total Shareholding of Promoter and Promoter Group (A)(1)+(A)(2)	3	392568117	0	0	67.30	392568117	67.30	0	67.30	392568117	0	0	67.30	392568117




Table III - Statement showing shareholding pattern of the Public shareholder

Category	Name of the Shareholder	No of Shareholders	No of fully paid up equity shares held	No of Partly paid up equity shares held	No of Shares Underlying Depository Receipts	Total No of Shares Held (IV+V+VI)	Shareholding as a % of total no of shares (A+B+C2)	No of Voting Rights	Trunk as a % of (A+B+C)	No of Shares Underlying Outstanding convertible securities (Including Warrants)	Shareholding as a % assuming full conversion of convertible Securities (as a percentage of diluted share capital)	Number of Locked in Shares	As a % of total Shares held	Number of Shares pledged or otherwise encumbered	As a % of total Shares held	Number of equity shares held in dematerialized form	
	(I)	(II)	(III)	(IV)	(V)	(VI)	(VII)	(VIII)	(IX)	(X)	(XI)	(XII)	(XIII)	(XIV)	(XV)	(XVI)	
						Class Equity Shares		Class N.A.	Total			No.					
(1)	Investorbase Mutual Funds	16	62,50,945	0	0	62,50,945	10.63	0	62,50,945	0	0	28,62,502	45.88	NA	NA	62,50,945	
(2)	ADITYA BIRLA SUN LIFE TRUSTEE PRIVATE LIMITED A/C																
(3)	SBI LARGE & MID-CAP FUND	1	84,69,022	0	0	84,69,022	1.45	0	84,69,022	0	0	6,65,236	7.85	NA	NA	84,69,022	
(4)	AXIS MUTUAL FUND TRUSTEE LIMITED A/C AXIS MAULANA F	1	19,81,887	0	0	19,81,887	3.32	0	19,81,887	0	0	6,65,236	33.40	NA	NA	19,81,887	
(5)	MAULANA F																
(6)	SARAFI ASSET EMERGING BLUE CHIP FUND	1	12,43,128	0	0	12,43,128	2.13	0	12,43,128	0	0	6,65,236	53.79	NA	NA	12,43,128	
(7)	Yashraj Capital Funds	0	10,85,141	0	0	10,85,141	0.68	0	10,85,141	0	0	21,27,344	19.56	NA	NA	10,85,141	
(8)	Alternate Investment Funds	0	0	0	0	0	0	0	0	0	0	0	0	0	0	0	0
(9)	Foreign Venture Capital Investors	0	0	0	0	0	0	0	0	0	0	0	0	0	0	0	0
(10)	Foreign Portfolio Investors	66	7,95,013	0	0	7,95,013	0.05	0	7,95,013	0	0	0	0	0	0	0	0
(11)	GOVERNMENT OF SINGAPORE	1	19,21,975	0	0	19,21,975	3.31	0	19,21,975	0	0	50,35,261	26.20	NA	NA	19,21,975	
(12)	Insurance Companies/Funds	4	41,05,02	0	0	41,05,02	0.67	0	41,05,02	0	0	1,82,758	0.44	NA	NA	41,05,02	
(13)	Insurance Companies/Funds	0	0	0	0	0	0	0	0	0	0	0	0	0	0	0	0
(14)	Prudential Fund/Retiree Funds	0	0	0	0	0	0	0	0	0	0	0	0	0	0	0	0
(15)	Away Other	0	0	0	0	0	0	0	0	0	0	0	0	0	0	0	0
(16)	Sub Total (B)(1)	86	1,42,71,182	0	0	1,42,71,182	24.47	0	1,42,71,182	0	0	7,87,54,000	55.18	NA	NA	1,42,71,182	
(17)	Central Government/State Government(s)/President of India																
(18)	Sub Total (B)(2)																
(19)	Non-institutions																
(20)	Individual shareholders holding nominal share capital up to Rs.2 Lakhs	31,50,888	2,35,16,871	0	0	2,35,16,871	4.03	0	2,35,16,871	0	0	77	0.00	NA	NA	2,35,16,871	
(21)	Individual shareholders holding nominal share capital in excess of Rs.2 Lakhs	49	47,95,016	0	0	47,95,016	0.76	0	47,95,016	0	0	0	0	0	0	0	0
(22)	NRFCs Registered with RBI	0	0	0	0	0	0	0	0	0	0	0	0	0	0	0	0
(23)	Employee Trusts	0	0	0	0	0	0	0	0	0	0	0	0	0	0	0	0
(24)	Overseas Depositories (Holding DRs)(Balance in figure)	0	0	0	0	0	0	0	0	0	0	0	0	0	0	0	0
(25)	Away Other	0	0	0	0	0	0	0	0	0	0	0	0	0	0	0	0
(26)	TRUSTS	1	1,683	0	0	1,683	0.00	0	1,683	0	0	0	0	0	0	0	0
(27)	ALTERNATIVE INVESTMENT FUND	4	6,55,981	0	0	6,55,981	0.11	0	6,55,981	0	0	0	0	0	0	0	0
(28)	NON RESIDENT INDIANS	1,887	6,35,511	0	0	6,35,511	0.11	0	6,35,511	0	0	1,71,879	26.40	NA	NA	6,35,511	
(29)	CLEARING MEMBERS	1	14,474	0	0	14,474	0.02	0	14,474	0	0	0	0	0	0	0	0
(30)	Standard Institutional Buyer	9	1,56,574	0	0	1,56,574	0.26	0	1,56,574	0	0	0	0	0	0	0	0
(31)	SOBIES CORPORATES	65	37,06,669	0	0	37,06,669	0.64	0	37,06,669	0	0	68,84,72	18.58	NA	NA	37,06,669	
(32)	Sub Total (B)(3)	32,11,04	4,80,10,139	0	0	4,80,10,139	8.23	0	4,80,10,139	0	0	70,78,144	14.73	NA	NA	4,80,10,139	
(33)	Total Public Shareholding (B) = (B)(1)+(B)(2)+(B)(3)	32,11,90	1,90,72,721	0	0	1,90,72,721	32.70	0	1,90,72,721	0	0	8,82,28,144	45.00	NA	NA	1,90,72,721	






Table IV - Statement showing shareholding pattern of the Non Promoter - Non Public Shareholder

Category	Category & Name of the Shareholder	No of Shareholders	No of fully paid up equity shares held	No of Partly paid-up equity shares held	No of Shares Underlying Depository Receipts	Total No of Shares Held (P+V+D)	Shareholding as a % of total (A+B+C)	Number of Voting Rights held in each class of securities			Total as a % of (A+B+C)	No of Shares Underlying convertible securities (including Warrants)	Shareholding as a % assuming full conversion of convertible Securities (as a percentage of diluted share capital)	Number of Locked in Shares	Number of Shares pledged or otherwise encumbered	Number of equity shares held in dematerialized form
								Class Equity Shares	Class N.A.	Total						
(1)	Custodian/DR Holder	(iii)	(iv)	(v)	(vi)	(vii)										
(2)	Employee Benefit Trust (under SEIS/Share based Employee Benefit) (Population: 2015)															
	<b>Total Non-Promoter-Non Public Shareholding (C) = (C1)+(C2)</b>															



**Details of the shareholders acting as persons in Concert including their Shareholding:**

Name of Shareholder	Name of PAC	No of shares	Holding%
<b>Total:</b>		0	0




Details of Shares which remain unclaimed may be given hear along with details such as number of shareholders,  
No of Shareholders

No of shares

0

0



**Table V - Statement showing details of Significant Beneficial Owners (SBOs)**

Sr. No	Details of the SBO (I)		Details of the registered owner (II)		Details of holding/ exercise of right of the SBO in the reporting company, whether direct or				Date of creation / acquisition of significant beneficial interest# (IV)	
	Name	Nationality	Name	Nationality	Shares (%)	Voting Rights (%)	Rights on distributable dividend or any other distribution (%)	Exercise of control		Exercise of significant influence
1	Sunjay Kap	USA	Sona Autocomp Holding Private Limited	NA	33.12%	33.12%	33.12%	33.12%	33.12%	30/11/2006
2	Sunjay Kap	USA	Rani Kapur - A/c RK Family Trust	NA	0.00%	0.00%	0.00%	0.00%	0.00%	07/02/2019
3	Kimmo Ber	Finnish	Singapore VII Topco III Pte. Ltd.	NA	34.18%	34.18%	34.18%	34.18%	34.18%	05/07/2019

