



TEXINFRA

1st September, 2023

*National Stock Exchange of India Ltd.
Exchange Plaza, C-1, Block G,
Bandra - Kurla Complex
Bandra (E) - Mumbai - 400051
Symbol - TEXINFRA*

*BSE Limited
P. J. Towers,
Dalal Street,
Mumbai - 400001
Scrip Code - 505400*

Dear Sirs,

In continuation to our letter dated 29th August, 2023 informing that the Annual General Meeting ('AGM') of the Company will be held on **Monday, 25th September, 2023 at 2:30 p.m. (IST)** through Video Conferencing / Other Audio Visual Means, we are now enclosing herewith a copy of the Notice of the AGM and the Annual Report for your reference.

The Notice of the AGM and the Annual Report are also available on the website (www.texinfra.in) of the Company.

Thanking you,

Yours faithfully,

For Texmaco Infrastructure & Holdings Limited

Ganesh Gupta
Chief Financial Officer

TEXMACO INFRASTRUCTURE & HOLDINGS LIMITED

CIN: L70101WB1939PLC009800

Registered Office: Belgharia, Kolkata - 700 056

Phone no.: (033) 2569 1500, Fax no.: (033) 2541 2448

Website: www.texinfra.in, Email: texinfra_cs@texmaco.in

NOTICE TO THE SHAREHOLDERS

Notice is hereby given that the Eighty-Third Annual General Meeting of **TEXMACO INFRASTRUCTURE & HOLDINGS LIMITED** will be held on **Monday, 25th September 2023 at 2:30 p.m. (IST)** through Video Conferencing ('VC') / Other Audio Visual Means ('OAVM'), to transact the following businesses.

The venue of the Meeting shall be deemed to be the Registered Office of the Company at Belgharia, Kolkata - 700056.

ORDINARY BUSINESS

Item No. 1

To consider and adopt the Audited Financial Statements including the Audited Consolidated Financial Statement of the Company for the financial year ended 31st March 2023 and the Reports of the Board of Directors and the Auditors thereon.

Item No. 2

To declare dividend on Equity Shares for the financial year ended 31st March 2023.

Item No. 3

To resolve not to fill the vacancy caused by the retirement of Mr. Saroj Kumar Poddar (DIN: 00008654), Non-Executive Director and Chairman, who retires by rotation at the conclusion of this Meeting, but does not seek re-appointment.

SPECIAL BUSINESS

Item No. 4

To consider and if thought fit, to pass the following Resolution as an ORDINARY RESOLUTION:

"RESOLVED that pursuant to the provisions of Section 148 and other applicable provisions, if any, of the Companies Act, 2013 and

the Rules framed thereunder, (including any statutory modification(s) or re-enactment(s) thereof for the time being in force), Messrs DGM & Associates, Cost Accountants (Firm Registration No. 000038), appointed as the Cost Auditors by the Board of Directors of the Company, to conduct the Audit of the Cost Records of the Company for the financial year ending 31st March 2024, be paid a remuneration of Rs. 34,000 (Rupees Thirty Four Thousand Only) plus applicable taxes and out-of-pocket expenses."

Item No. 5

To consider and if thought fit, to pass the following Resolution as an ORDINARY RESOLUTION:

"RESOLVED that pursuant to the provisions of Section 152 and other applicable provisions, if any, of the Companies Act, 2013 ('Act') and the Rules framed thereunder, and the applicable Regulations of the Securities and Exchange Board of India (Listing Obligations and Disclosure Requirements) Regulations, 2015, (including any statutory modification(s) or re-enactment(s) thereof for the time being in force), Mr. Ashok Kumar Vijay (DIN: 01103278), in respect of whom the Company has received a notice in writing from a Member under Section 160 of the Act proposing his candidature for the office of Director of the Company, be and is hereby appointed as a Non-executive Director of the Company, liable to retire by rotation, for a period of 3 (three) years with effect from 25th September 2023."

Belgharia
Kolkata - 700056
Dated: 3rd August 2023

By the order of the Board
Neha Singh
Company Secretary

NOTES:

1. The Ministry of Corporate Affairs ('MCA') vide General Circular No. 10/2022, ('MCA Circular') and the Securities and Exchange Board of India ('SEBI') vide Circular No. SEBI/HO/CFD/PoD-2/P/CIR/2023/4 ('SEBI Circular') read with other relevant circulars have permitted the Companies to conduct the Annual General Meeting ('AGM') through Video Conferencing ('VC') or Other Audio Visual Means ('OAVM'), in compliance with the applicable provisions of the Companies Act, 2013 ('Act') & the Rules framed thereunder and the SEBI (Listing Obligations and Disclosure Requirements) Regulations, 2015 ("Listing Regulations").

Accordingly, the AGM of the Company is being conducted through VC / OAVM facility.

As allowed by the MCA Circulars, participation of Members through VC / OAVM will be reckoned for the purpose of quorum for the AGM as per Section 103 of the Act.

The Company has availed the services of M/s. KFin Technologies Limited, who is also the Registrar & Share Transfer Agent ('RTA') of the Company ('KFin'), for providing remote e-voting facility & e-voting facility during the AGM ('Instapoll') and to conduct the AGM through VC.

Members may note that VC / OAVM facility provided by KFin allows participation of 2000 Members on first-come-first-served basis.

Large Members (i.e. Members holding 2% or more shareholding), Promoters, Institutional Investors, Directors, Key Managerial Personnel, Chairperson(s) of the Audit Committee, Nomination and Remuneration Committee and Stakeholders Relationship Committee, Auditors, etc. will not be subject to the aforesaid restriction for attending the AGM.

The Board of Directors of the Company has appointed Ms. Geeta Roy Chowdhury, Practicing Company Secretary (Membership No. F7040) as the Scrutinizer to conduct the process of the AGM in a fair and transparent manner ('Scrutinizer').

The instructions for participation by Members are given in the subsequent paragraphs.

2. In compliance with the above provisions and the circulars as stated in sl. no. 1, the Notice of the AGM and the Annual Report for the financial year 2022-23 are being sent to all the Shareholders of the Company through electronic mode whose email addresses are registered with the Depository Participant(s) / RTA / the Company.

The Notice and the Annual Report will also be available on the website of the Company at www.texinfra.in, the Stock

Exchanges, where the equity shares of the Company are listed, i.e., BSE Limited and National Stock Exchange of India Ltd. at www.bseindia.com and www.nseindia.com, respectively and website of KFin at <https://evoting.kfintech.com/public/Downloads.aspx>

- Those Shareholders who are holding shares in physical mode and who have not yet updated their e-mail address, mobile no., bank details, postal address with PIN etc., are requested to update the same by submitting duly filled in Form ISR-1 with supporting documents to the RTA. Form ISR-1 can be downloaded at the link: <https://ris.kfintech.com/clientservices/isc/default.aspx>.
 - Those Shareholders who are holding shares in dematerialised mode and have not registered / updated their email address / mobile no. with their Depository Participant(s), are requested to register / update their email address with the relevant Depository Participant(s).
3. **The Explanatory Statement pursuant to Section 102 of the Act and the Listing Regulations setting out the material facts relating to the businesses at Items nos. 3 to 5 of the Notice as set out above is annexed hereto.**

The Board of Directors of the Company has considered and decided to include the above mentioned Items as Ordinary / Special business, as they are unavoidable in nature.

4. In terms of Section 152 of the Act, Mr. Saroj Kumar Poddar (DIN: 00008654), retires by rotation and does not seek re-appointment at the ensuing AGM.

The Board of Directors recommend that the vacancy so created be not filled up.

5. **A Member entitled to attend and vote at the AGM may appoint a Proxy to attend and vote on a poll on his / her behalf, and the Proxy need not be a Member of the Company. Since the AGM is being held through VC / OAVM pursuant to circulars issued by the MCA and the SEBI, the requirement of appointing proxies is not applicable. THE PROXY FORM, ATTENDANCE SLIP AND THE ROUTE MAP ARE NOT ANNEXED TO THIS NOTICE SINCE THE AGM IS BEING HELD THROUGH VC / OAVM.**
6. Corporate / Institutional Shareholders (i.e. other than Individuals, HUF, NRI, etc.) are entitled to appoint authorised representatives to attend and vote at the AGM. They are required to send a certified copy of Board Resolution, Authority letter (PDF/JPG format) etc., authorising their representative(s) to attend and vote at the AGM, to the Scrutinizer through e-mail at geetaroychowdhury@gmail.com with a copy marked to einward.ris@kfintech.com.

Corporate / Institutional Shareholders are encouraged to attend and vote at the AGM.

7. **The Register of Members of the Company will remain closed from Tuesday, 19th September 2023 to Monday, 25th September 2023 (both days inclusive).**
8. Voting rights will be reckoned on the paid-up value of Equity Shares registered in the name of the Members as on **Monday, 18th September 2023** ('cut-off date'). Only those Members whose names are recorded in the Register of Members of the Company or in the Register of Beneficial Owners maintained by the Depositories as on the cut-off date will be entitled to cast their votes by remote e-voting or Instapoll.
9. In case of joint holders, the Member whose name appears as the first holder in the order of names as per the Register of Members of the Company will be entitled to vote at the AGM.
10. The Register of Directors and Key Managerial Personnel and their shareholding, maintained under Section 170 of the Act, the Register of Contracts or Arrangements in which directors are interested, maintained under Section 189 of the Act and the relevant documents referred to in this Notice of the AGM, will be available only through electronic mode for inspection by the Members during the AGM. The Audited Financial Statements including the Audited Consolidated Financial Statement of the Company, the Reports of the Board of Directors and the Auditors thereon with all other documents of the Company annexed or attached are also available for inspection through electronic mode by the Members of the Company from the date of circulation of this Notice up to the date of the AGM. Members seeking inspection of such documents are requested to send an email at evoting_texinfra@texmaco.in.
11. To support the 'Green Initiative', Members are encouraged to register / update their e-mail address with the Company / Depository Participant(s) / RTA, as the case may be, so that they can receive all future communication / Notices from the Company through electronic mode.
12. The SEBI has mandated the submission of PAN by every participant in the securities market. In line with the SEBI mandate and the Listing Regulations, Members are also requested to update / provide their Bank account details to the Depository Participant(s) or, as the case may be, to RTA in order to avail the electronic payment facility. Also, Member (s) holding equity shares in physical form are requested to notify about any change in their address / PAN / Bank Mandate, to the RTA by submitting duly filled-in Form ISR-1 along with supporting documents. The folios wherein any one of the document/details, i.e., PAN, KYC Details, Nomination, Contact Details, Bank Account details and Specimen Signature are not available on or after 1st October 2023, shall be frozen by the RTA. The securities in the frozen folios shall be eligible to lodge grievances and to receive payments (including dividend) only after furnishing the requisite documents. If the folios continue to remain frozen as on 31st December 2025, the RTA shall refer such folios to the administering authority under the Benami Transactions (Prohibitions) Act, 1988, and / or the Prevention of Money Laundering Act, 2002.
13. As per the provisions of Section 72 of the Act, the facility for making a nomination is available for the Members in respect of the shares held by them. Members who have not yet registered their nominations are requested to register the same by submitting Form No. SH-13. If a Member desires to cancel the earlier nomination and record a fresh nomination, he may submit the same in Form SH-14. Members who are either not desiring to register Nomination or would want to opt out, are requested to fill and submit Form No. ISR-3. The said forms can be downloaded from the RTA's website at <https://ris.kfintech.com/clientservices/isc/default.aspx>. Members are requested to submit the said form to their Depository Participant(s) in case the shares are held in electronic form and to the RTA in case the shares are held in physical form, quoting their folio no.
14. In accordance with the Listing Regulations, as amended from time to time, transfer, transmission and transposition of securities shall be effected only in dematerialised form. Further, in terms of SEBI Circular No. SEBI/HO/MIRSD/MIRSD_RTAMB/P/CIR/ 2022/8 dated 25th January 2022, the Company shall issue shares in demat form while processing service requests for transmission, issue of duplicate certificates, transposition, renewal, splitting, consolidation of share certificate, etc. Accordingly, shareholders holding equity shares in physical form are urged to have their shares dematerialised.
15. Members whose dividend(s) have remain unclaimed, are requested to claim the same by writing to the Company's RTA, i.e. KFin. Members are requested to note that the dividends remaining unclaimed for a period of seven consecutive years from the date of transfer to the Company's Unpaid Dividend Account shall be transferred to the Investor Education and Protection Fund ('IEPF'). In addition, all equity shares in respect of which dividends have not been paid or claimed for seven consecutive years or more shall also be transferred by the Company to the demat account of the IEPF. Individual communication have been sent to all concerned Members whose equity shares are due for transfer to IEPF, informing them to claim their unpaid/unclaimed dividend before the due date to avoid transfer to IEPF Authority.
16. Pursuant to the Finance Act, 2020, dividend income will be taxable in the hands of the Members w.e.f. 1st April 2020 and the Company is required to deduct tax at source ('TDS') from the dividend paid to the Members at prescribed rates under

the Income-tax Act, 1961 ('IT Act'). In general, to enable compliance with TDS requirements, Members are requested to provide and / or update their Residential Status, PAN, Category as per the IT Act with their Depository Participants and for getting the Tax Exemption on the Dividend Amount, shareholders are requested to visit the RTA's website at <https://ris.kfintech.com/form15/> or may send an email to RTA with the complete set of Tax Exemption Documents at inward.ris@kfintech.com.

17. Members holding shares in physical form who have not updated their mandate for receiving the dividends directly in their bank accounts through ECS or any other means are requested to send the following documents to our RTA -KFin: Form No. ISR-1 duly filled and signed by the holders and details relating to the bank account viz. Name of the Bank, Bank Account Number, IFSC code, Copy of cancelled cheque bearing the name of the Member or first holder, in case shares are held jointly, Self-attested copy of the PAN Card, Self-attested copy of any document (such as AADHAR Card, Driving License, Election Identity Card, Passport) in support of the address of the Member as registered with the Company, to enable the Company to make the payment of dividend through electronic mode. Members holding shares in electronic form may please note that their bank details as furnished by the respective Depositories to the Company will be considered for remittance of dividend as per the applicable regulations of the Depositories and the Company

will not entertain any direct request from such Members for change/addition/ deletion in such bank details. The Members holding shares in Demat form are requested to update their Electronic Bank Mandate with their respective Depository Participant(s).

18. Remote e-voting

- A. In terms of the provisions of Section 108 of the Act, read with Rule 20 of the Companies (Management and Administration) Rules, 2014 and Regulation 44 of the Listing Regulations, the Company is providing its Members the facility of remote e-voting to exercise votes electronically on the Resolutions proposed to be passed at the AGM. The Company is also providing the facility of Instapoll.
- B. The instructions for remote e-voting are as under:

Access to Depositories e-voting system in case of individual shareholders holding shares in demat mode.

Pursuant to SEBI circular no. SEBI/HO/CFD/CMD/CIR/P/2020/242 dated 9th December 2020 on "e-voting facility provided by Listed entities", Individual shareholders holding shares in demat mode are allowed to vote through their demat accounts / websites of Depositories / Depository Participants. Shareholders are advised to update their mobile number and email addresses in their demat accounts with their respective Depository Participants in order to access the e-voting facility.

NSDL

A. NSDL IDeAS facility

1. **Shareholders who are already registered for IDeAS facility, may follow the procedure as mentioned below:**
- Visit the website of NSDL at <https://eservices.nsdl.com>
 - Click on the "Beneficial Owner" icon under 'IDeAS' section.
 - On the new page, enter your user ID and Password.
 - Post successful authentication, click on "Access to e-Voting".
 - Click on Company name ("Texmaco Infrastructure & Holdings Limited") or e-voting service provider name (i.e. KFin) and you will be re-directed to KFin website for casting the vote during the remote e-voting period.
2. **Shareholders who are not registered for the IDeAS facility, may follow the procedure as mentioned below:**
- Visit the website of NSDL at: <https://eservices.nsdl.com>
 - Select "Register Online for IDeAS".
 - Proceed with completing the required fields.
 - Follow the steps as stated in point no. 1 for casting the vote during the remote e-voting period.

CDSL

A. CDSL Easi / Easiest facility

1. **Shareholders who are already registered for Easi / Easiest facility, may follow the procedure as mentioned below:**
- Visit the website of CDSL at www.cdslindia.com
 - Navigate to "Login" option and click on "New System Myeasi". Alternatively, shareholders may visit at <https://web.cdslindia.com/myeasinew/home/login>
 - Login with user ID and password.
 - Shareholders will reach the e-voting page without any further authentication.
 - Click on e-voting service provider name (i.e. KFin) for casting the vote during the remote e-voting period.
2. **Shareholders who are not registered for the Easi/Easiest facility, may follow the procedure as mentioned below:**
- To register for Easi facility visit: <https://web.cdslindia.com/myeasinew/Registration/EasiRegistration> Alternatively, to register for Easiest facility visit: <https://web.cdslindia.com/myeasinew/Registration/EasiestRegistration>
 - Proceed with completing the required fields.
 - Follow the steps as stated in point no. 1 for casting the vote during the remote e-voting period.

NSDL	CDSL
<p>B. Alternatively, the Shareholders may vote through the e-voting website of NSDL by following the procedure as mentioned below:</p> <ul style="list-style-type: none"> (i) Visit the e-voting website of NSDL at: https://www.evoting.nsdl.com/ (ii) Click on the icon "Login" available under 'Shareholder/Member' section. (iii) Enter User ID (i.e. sixteen digit demat account number held with NSDL), select Password/OTP and enter the Verification Code as shown on the screen. (iv) Post successful authentication, you will be redirected to the page wherein you can see the e-voting page. (v) Click on Company name ("Texmaco Infrastructure & Holdings Limited") or e-voting service provider name (i.e. KFin) and you will be re-directed to KFin website for casting the vote during the remote e-voting period. 	<p>B. Alternatively, the Shareholders may vote through the e-voting website of CDSL by following the procedure as mentioned below:</p> <ul style="list-style-type: none"> (i) Visit the website of CDSL at: www.cdslindia.com (ii) Navigate to e-voting section. (iii) Provide sixteen digit demat account number and PAN. (iv) The Shareholder will receive OTP on his registered Mobile & Email address as recorded in the demat Account. (v) Post successful authentication, Shareholder will be provided link for the respective e-voting service provider (i.e. KFin) for casting their vote during the remote e-voting period.

Access of e-voting to Individual Shareholders (holding shares in demat mode) through their depository participants.

Shareholders can also login using the login credentials of their demat account number through the relevant Depository Participant registered with NSDL/CDSL for e-voting facility. Once logged in, Shareholders will be able to see e-voting option. Click on e-voting option it will redirect to NSDL / CDSL Depository site after successful authentication.

Click on Company name ("Texmaco Infrastructure & Holdings Limited") or e-voting service provider name ('KFin') and the shareholder will be redirected to e-voting service provider website for casting their vote during the remote e-voting period.

Important note:

Members who are unable to retrieve User ID/ Password are advised to use Forget User ID / Forget Password option available at websites of NSDL and CDSL.

Members facing any technical issue can contact NSDL / CDSL on the following details.

NSDL	CDSL
<p>Members facing any technical issue in login can contact NSDL helpdesk by sending a request at evoting@nsdl.co.in or call at toll free no.: 1800 1020 990 and 1800 224 430.</p>	<p>Members facing any technical issue in login can contact CDSL helpdesk by sending a request at helpdesk.evoting@cdslindia.com or contact at 022- 23058738 or 22-23058542-43.</p>

Access to KFin e-voting system in case of individual shareholders holding shares in physical mode and non-individual shareholders holding shares in demat mode.

- i. Open your web browser during the remote e-voting period and navigate to <https://emeetings.kfintech.com>
- ii. Enter the login credentials (i.e. user ID and password mentioned in the email sent to those Shareholders, who have registered their email addresses). Your Folio No. / DP ID Client ID will be your user ID. However, if you are already registered with KFin for e-voting, you can use your existing User ID and password for casting your vote.
- iii. Put User ID and password as initial password / PIN in the window opened in step i. above. Click Login.
- iv. You will reach the Password change menu wherein you are required to mandatorily change your password. The new password shall comprise of minimum 8 characters with at least one upper case (A-Z), one lower case (a-z), one numeric value (0- 9) and a special character (@, #, \$, etc.). The system will prompt you to change your password and update any contact details like mobile, e-mail address, etc., on first login. You may also enter the secret question and answer of your choice to retrieve your password in case you forget it. It is strongly recommended not to share your password with any other person and take utmost care to keep your password confidential.

- v. You need to login again with the new credentials.
- vi. On successful login, the system will prompt you to select the 'EVENT' i.e. Texmaco Infrastructure & Holdings Limited.
- vii. On the voting page, the Resolution description along with the number of equity shares (which represents the number of votes) held by you as on the cut-off date will appear. If you desire to cast all the votes assenting/dissenting to the resolution, enter all shares and click 'FOR'/ 'AGAINST' as the case may be or partially in 'FOR' and partially in 'AGAINST', but the total number in 'FOR' and/or 'AGAINST' taken together should not exceed your total shareholding as on the cut-off date. You may also choose the option 'ABSTAIN' and the shares held will not be counted under either head.
- viii. Cast your vote by selecting an appropriate option and click on 'SUBMIT'. A confirmation box will be displayed. If you wish to confirm your vote, click 'OK' else 'CANCEL' and accordingly modify your vote. Once confirmed, you will not be allowed to modify your vote subsequently. During the voting period, you can login multiple times until you have confirmed your votes on the Resolutions.
- ix. Any person who becomes a Member of the Company after the dispatch of the Notice and holds Equity Shares as on the cut-off date i.e., **Monday, 18th September 2023** may approach KFin for issuance of the User ID and Password for exercising their right to vote by electronic means by the following procedure:
 - a) If the mobile number of the member is registered against Folio No. / DP ID Client ID, the Member may send SMS: MYEPWD<SPACE>E-voting Event number + Folio No. or DP ID Client ID to 9212993399.

Example for NSDL:
MYEPWDIN<SPACE>12345612345678

Example for CDSL:
MYEPWD<SPACE>1402345612345678

Example for Physical: Event No.
XXXXMYEPWDXXXX1234567
 - b) If the email address or mobile number of the Member is registered against Folio No. / DP ID Client ID, then on the home page of <https://evoting.kfintech.com>, the Member may click 'FORGOT PASSWORD' and enter Folio No. or DP ID Client ID and PAN to generate a password.
 - c) Member may call KFin helpdesk at the toll free number 1800 309 4001.
 - d) Member may send an email request to einward.ris@kfintech.com.
- 19. The remote e-voting period commences at **9:00 a.m. on Thursday, 21st September 2023** and ends at **5.00 p.m. on**

Sunday, 24th September 2023. During this period, Shareholders of the Company holding Equity Shares either in physical form or in dematerialised form, as on the cut-off date i.e. **Monday, 18th September 2023** may cast their vote electronically.

The e-voting module shall be blocked for voting thereafter. Once, the vote on a Resolution is cast by the Shareholder, such Shareholder shall not be allowed to change it subsequently.

- 20. Members who have already casted their vote through remote e-voting cannot vote again at the e-voting during the AGM. However, such Member shall be entitled to attend the AGM.
- 21. **Instructions for attending the AGM through Video Conference:**
 - A. Members will be provided with a facility to attend the AGM through VC platform provided by KFin. Members are required to login at <https://emeetings.kfintech.com>, by using the remote e-voting credentials. The link for AGM will be available in Shareholder/Members login where the 'EVENT' and the name of the Company can be selected.
 - B. The facility for joining the AGM shall be kept open from 2:15 p.m. i.e. 15 minutes before the scheduled time for commencement of the AGM, and may be closed at 2:45 p.m., i.e. upon the expiry of 15 minutes after such scheduled time.
 - C. Please note that the Members who do not have the User ID and Password for e-voting or have forgotten the User ID and Password may retrieve the same by following the remote e-voting instructions mentioned in this Notice.

Those Shareholder who are holding equity shares in physical form may send an email at einward.ris@kfintech.com for obtaining the User ID and Password, or by following the procedure as mentioned in point no. 18 of this Notice.
 - D. Members can participate in the AGM through their desktops / mobile phones / laptops etc. Members will also have the option to turn on their camera during the AGM. However, for better experience and smooth participation, it is advisable to join the AGM meeting through desktops / laptops with high-speed internet connectivity. Members are encouraged to join the Meeting through laptops / desktops with Google Chrome (preferred browser), Safari, Internet Explorer, Microsoft Edge, Mozilla Firefox 22. It is recommended to use Stable Wi-Fi or LAN connection to mitigate issues relating to internet connectivity.
 - E. **Speaker registration:** Shareholders who would like to express their views/ask questions during the AGM, may log into <https://emeetings.kfintech.com>, click on "Post your Queries" and post their queries/views/questions in the

window provided by mentioning the name, DP ID Client ID/ Folio No, email address and mobile number. Please note that, questions of only those Shareholders who continue to hold the shares as on the cut-off date, will be answered. The window period for posting the questions shall commence at **9:00 a.m. on Thursday, 21st September 2023** and close at **5:00 p.m. on Saturday, 23rd September 2023**. Those Members who have registered themselves as a speaker will only be allowed to speak / express their views or ask questions during the AGM. Due to limitations of transmission and coordination during the Q&A session, the Company may restrict the number of speakers.

F. In case of any query regarding e-voting or technical assistance for VC participation, members may contact KFin Helpdesk at the toll free No. 1800 309 4001 or write at evoting@kfintech.com.

22. Instructions for Members for e-voting during the AGM:

- A. Participation of members through VC will be reckoned for the purpose of Quorum for the AGM as per section 103 of the Act.
- B. Only those Shareholders, who are present at the AGM and have not casted their vote on the Resolutions through remote e-voting and are otherwise not barred from doing so, shall be eligible to vote through e-voting system i.e. "Instapoll," available during the AGM.

- C. The e-voting "Thumb sign" on the left hand corner of the video screen shall be activated upon instructions of the Chairman during the AGM proceedings. Shareholders shall click on the same to take them to the "Instapoll" page.
- D. Members need to click on the "Instapoll" icon to reach the Resolution page and follow the instructions to vote on the Resolutions.
23. In case of any queries/grievances, you may refer the Frequently Asked Questions (FAQs) for Shareholders and e-voting User Manual for Shareholders available at the download section of <https://evoting.kfintech.com/public/Faq.aspx> or contact KFin helpdesk at Toll free No. 1800 309 4001 or any grievance may be addressed to KFin at inward.ris@kfintech.com or may be addressed to the Company at the e-mail ID evoting_textinfra@texmaco.in.
24. The Results of the e-voting will be declared on or after the date of the AGM i.e. **25th September 2023**. The declared Results, along with the Scrutinizer Report will be available on the website of the Company at www.texinfra.in and on the website of KFin <https://evoting.kfintech.com/>. Such Results will also be forwarded to the Stock Exchange(s), where the equity shares of the Company are listed.
25. Shareholders who are not the Members of the Company as on the Record Date shall treat this Notice for information purpose only.

Event Dates

Day, Date & Time of AGM	Monday, 25 th September 2023 at 2:30 p.m. (IST)
Cut-off date for E-voting	Monday, 18 th September 2023
E-voting Opening and Closing Date & Time	Thursday, 21 st September 2023 at 9:00 a.m. & Sunday, 24 th September 2023 at 5:00 p.m.
Speaker Registration window Opening and Closing Date & Time	Thursday, 21 st September 2023 at 9:00 a.m. & Saturday, 23 rd September 2023 at 5:00 p.m.
Link to attend the AGM	https://emeetings.kfintech.com/

Explanatory Statement

ORDINARY BUSINESS

Item No. 3

Pursuant to Section 152 of the Companies Act, 2013 ('Act'), Mr. Saroj Kumar Poddar is liable to retire by rotation at the Annual General Meeting ('AGM') of the Company. Although being eligible for re-appointment, he has expressed his unwillingness to seek re-appointment and has not offered himself for re-appointment at the AGM, owing to his advancing age and various other engagements. Accordingly, Mr. Poddar would cease to be a Director of the Company w.e.f. the conclusion of this AGM.

The Board of Directors ('Board') placed on record their earnest appreciation to the invaluable contributions, leadership and guidance extended by Mr. Poddar and accordingly, on the unanimous request of the Board, Mr. Poddar accepted to be Chairman Emeritus from the date of his ceasing to be Chairman of the Board. This resulting vacancy on the Board so created is not proposed to be filled up.

Except Mr. Saroj Kumar Poddar, Ms. Jyotsna Poddar and Mr. Akshay Poddar and their relatives, none of the Directors or Key Managerial personnel including their relatives are, in any way, concerned or interested, financially or otherwise, in the proposed Resolution except to their Shareholding interest, if any, in the Company.

The Board of Directors recommends the passing of the proposed Resolution as set out at Item no. 3 by way of an Ordinary Resolution.

SPECIAL BUSINESS

Item No. 4

The Board of Directors on the recommendation of the Audit Committee, at its Meeting held on 12th May 2023 has approved the appointment of Messrs DGM & Associates, Cost Accountants (Firm Registration No. 000038), as the Cost Auditors to conduct the Audit of the Cost Records of the Company for the financial year ending 31st March 2024 at a remuneration of Rs. 34,000/- (Rupees Thirty Four Thousand Only) plus applicable taxes and out-of-pocket expenses as incurred from time to time.

In accordance with the provisions of Section 148 of the Companies Act, 2013 and the Rules framed thereunder, the remuneration payable to the Cost Auditors is required to be ratified by the Members of the Company.

A certificate issued by the aforementioned firm confirming their eligibility for appointment as Cost Auditors is available for

electronic inspection from the date hereof up to the date of the Annual General Meeting.

None of the Directors or Key Managerial Personnel including their relatives is, in any way, concerned or interested, financially or otherwise, in the proposed Resolution except to their Shareholding interest, if any, in the Company.

The Board of Directors recommends the passing of the proposed Resolution as set out at Item no. 4 by way of an Ordinary Resolution.

Item No. 5

The Board of Directors on the recommendation of the Nomination and Remuneration Committee at its Meeting held on 3rd August 2023 and subject to the approval of Shareholders, has approved the appointment of Mr. Ashok Kumar Vijay as a Non-executive Director of the Company, liable to retire by rotation, for a period of 3 (three) years with effect from 25th September 2023. The Company has received a valid notice in terms of Section 160 of the Companies Act, 2013 ('Act') from a Member of the Company proposing the candidature of Mr. Vijay for the office of Director.

Mr. Ashok Kumar Vijay, aged 70 years, is a Honours Graduate and a qualified Chartered Accountant & Company Secretary with an overall Post Qualification experience of around 46 years. He has been engaged with Texmaco Rail & Engineering Limited since last 21 years wherein he is currently designated as Executive Director.

The Company has received consent from Mr. Vijay to act as a Director and a declaration that he is not disqualified under Section 164 of the Act to act as such. Mr. Vijay is not debarred from holding directorship by virtue of any SEBI order or any other authority.

The Board of Directors is of the opinion that his vast knowledge and varied experience will be of great value to the Company. He shall be entitled for remuneration by way of fee for attending meetings of the Board or Committees thereof or for any other purpose / commission as may be decided by the Board, in accordance with the provisions of the Act.

Except Mr. Ashok Kumar Vijay and his relatives, none of the Directors or Key Managerial Personnel including their relatives are, in any way, concerned or interested, financially or otherwise, in the proposed Resolution except to their Shareholding interest, if any, in the Company.

The Board of Directors recommends the passing of the proposed Resolution as set out at Item no. 5 by way of an Ordinary Resolution.

Related Information of Director seeking appointment at the forthcoming Annual General Meeting for item no. 5.


[In pursuance of the SEBI (Listing Obligations and Disclosure Requirements) Regulations, 2015 and the Secretarial Standards]

Name of the Director	Mr. Ashok Kumar Vijay (DIN: 01103278)
Age (in years)	70
Qualification	CA, CS
Date of first Appointment on the Board	25th September, 2023
Experience / Expertise in specific functional areas	Qualified Chartered Accountant and Company Secretary with an experience of around 46 years.
Remuneration last drawn (in Rs.)*	NA
Number of meetings of the Board attended during the financial year (FY 2023-24)	NA
Shareholding in the Company	47,350
Relationship with other Director / KMP in the Company	Nil
Directorship held in other Companies	<ul style="list-style-type: none"> ● Texmaco Rail & Engineering Limited ● Magnacon Electricals India Limited ● Texmaco Transtrak Private Limited ● Touax Texmaco Railcar Leasing Private Limited ● Belur Engineering Private Limited ● Texmaco Rail Electrification Limited ● Panihati Engineering Udyog Private Limited
Chairmanship / Membership of Committees in Companies including those in the Company	Texmaco Rail & Engineering Limited <ul style="list-style-type: none"> ● Member of Stakeholders Relationship Committee, Risk Management Committee and Corporate Social Responsibility Committee
Listed entities from which the Director has resigned in the past three years	Nil

*Remuneration means sitting fees and commission paid

TEXMACO INFRASTRUCTURE & HOLDINGS LIMITED

ANNUAL REPORT 2022-23



CONTENTS

Corporate Information	01
Report of the Board of Directors	02
Report of Corporate Governance	17
Independent Auditor's Report (Standalone)	31
Balance Sheet (Standalone)	40
Statement of Profit and Loss (Standalone)	41
Statement of Cash Flow (Standalone)	42
Notes on Financial Statement (Standalone)	45
Independent Auditor's Report (Consolidated)	94
Balance Sheets (Consolidated)	102
Statement of Profit and Loss (Consolidated)	103
Statement of Cash Flow (Consolidated)	104
Notes on Financial Statement (Consolidated)	107

CORPORATE INFORMATION

Directors

Mr S. K. Poddar, Chairman
Mr S. K. Rungta
Mr D. R. Kaarthikeyan
Mr Akshay Poddar
Ms Jyotsna Poddar
Mr Ravi Todi
Mr Athar Shahab
Mr Kishor Shah[¶]
Ms Ranjana Tibrawalla[¶]
Mr P. C. Kejriwal[¶]

Manager

Mr Arvind Kumar Chaubey[†]

Chief Financial Officer

Mr Ganesh Gupta[^]

Company Secretary

Ms Neha Singh[¶]

Auditor

Messrs L. B. Jha & Co.

Banker

Federal Bank

Registered Office

Belgharia, Kolkata 700 056
Phone: (033) 2569 1500
Fax: (033) 2541 2448
Website: www.texinfra.in
Email: texinfra_cs@texmaco.in

Corporate Office

Birla Mills Compound, G. T. Karnal Road
Delhi - 110 007
Phone: (011) 3014 0300

Subsidiaries

Macfarlane & Co. Ltd.
High Quality Steels Limited
Valley View Landholdings Private Limited

Fellow Subsidiaries

Topflow Buildcon Private Limited
Snowblue Conclave Private Limited
Startree Enclave Private Limited

Registrar & Share Transfer Agent

KFin Technologies Limited
Selenium Tower B, Plot No. 31 & 32,
Gachibowli Financial District,
Nanakramguda, Hyderabad: 500032
Toll Free No. 1800 309 4001
E-mail: inward.ris@kfintech.com
Website: <https://www.kfintech.com/>

CIN

L70101WB1939PLC009800

[†] Appointed w.e.f. 28th March 2023

[^] Appointed w.e.f. 21st January 2023

[¶] Appointed w.e.f. 12th May 2023

Report of the Board of Directors

Dear Shareholders,

Your Directors have pleasure in presenting the 83rd Annual Report along with the Audited Financial Statements of the Company for the financial year ended 31st March 2023.

Financial Highlights

(₹ in Lakhs)

Particulars	2022-23	2021-22
Operating Profit (PBIDT)	202.25	(135.00)
Add: Interest (Net)	388.58	569.04
Gross Profit (PBDT)	590.83	434.04
Less: Depreciation	258.75	293.51
Profit before Taxation	332.08	140.53
Less: Tax Expenses		
- Current Tax including tax related to earlier years	88.00	106.00
- Deferred Tax	(115.32)	(124.80)
Profit after Taxation	359.40	159.33

Note: The above figures are extract of the audited financial statements prepared for the financial year ended 31st March 2022 & 31st March 2023.

DIVIDEND

The Directors have pleasure in recommending payment of a dividend of 15% i.e. ₹0.15 per Equity Share of face value of ₹1 each for the financial year ended 31st March 2023. Further, no amount was transferred to Reserves during the FY'23.

MANAGEMENT DISCUSSION AND ANALYSIS

Your Company continues to derive its major income from leased properties, income from investment and operations of a Mini Hydro Power Unit in Kalimpong District, West Bengal.

REAL ESTATE

Development of Birla Mills Land

Your Company has received the final layout approval for the development of Group Housing Project at the Birla Mill Complex from the Municipal Corporation of Delhi (MCD), granting it the Floor Area Ratio of 400.

Your Company is in negotiations with prospective Joint Development Partners and expects to finalize & execute the Joint Development Agreement (JDA) within the next few months.

MINI HYDRO POWER PROJECT

Your Company's 3 MW Mini Hydel Power Project located on the river Neora, District: Kalimpong, West Bengal could evacuate 83.08 lakhs unit of power against 96.62 lakhs unit of power, of the previous year. The plant was under shut down condition from 19th April 2022 to 30th April 2022 and from 4th March 2023 to 9th May 2023 due to maintenance.

OTHERS

The Company's property at Gurugram has yielded satisfactory returns during the year as it was fully leased out.

The Company's dividend income was lower during the year as there were higher interim dividend in previous year.

HUMAN RELATIONS

Your Company continues to maintain its excellent record of human relations over the decades creating remarkable benchmarks. The Human Resources function also emphasizes on employee retention and recognition. Human relation is practiced as an art of using systematic knowledge about human behavior to improve effectiveness of Human Resources functioning. Your Company continues to build employee capability, upgrading leadership and retain talent with employees performance across all levels of the workforce.

SIGNIFICANT FINANCIAL RATIOS

As required under the Securities and Exchange Board of India (Listing Obligations and Disclosure Requirements) Regulations, 2015 ('Listing Regulations'), the significant financial ratios are given below:

Particulars		2022-23	2021-22
Net Profit Margin*	%	18.26	5.95
Operating Profit Margin*	%	16.87	5.25
Debtors turnover [#]	Times	29.69	11.33
Stock Turnover	Times	159.41	199.98
Debt Equity Ratio	Times	0.03	0.04
Current Ratio [#]	Times	19.54	13.88
Interest Coverage Ratio*	Times	2.41	1.57
Return on Net Worth*	%	0.56	0.24

* Lower net profit margin in FY 2021-22 was due to write-off of a non-recoverable loan.

[#] Significant reduction in trade receivable & trade payable.

SUBSIDIARIES / ASSOCIATE

As on 31st March 2023, your Company has following 6 (Six) subsidiaries:

1. Macfarlane & Co. Limited
2. High Quality Steels Limited
3. Valley View Landholdings Private Limited
4. Topflow Buildcon Private Limited
5. Snowblue Conclave Private Limited
6. Startree Enclave Private Limited

Further, your Company has an Associate namely Lionel India Limited.

A Report on the performance and financial position of each of the subsidiaries and associate included in the Consolidated Financial Statement and their contribution to the overall performance of the Company, is provided in Form AOC-1 and forms a part of this Annual Report. The Consolidated Financial Statements of the Company, its subsidiaries and associate prepared in accordance with the Companies Act, 2013 ('Act') and applicable Indian Accounting Standards and the Auditors Report thereon form a part of this Annual Report.

The performance of the subsidiaries and associate remained satisfactory.

CORPORATE SOCIAL RESPONSIBILITY

Pursuant to the provisions of Section 135 of the Act read with the Companies (Corporate Social Responsibility Policy) Rules, 2014, your Company is having a Corporate Social Responsibility ('CSR') Committee duly constituted by the Board of Directors of the Company. The composition of the CSR Committee is provided in the Report on Corporate Governance which forms a part of this Report.

Your Company is committed to conduct its business in a socially responsible, ethical and environmental friendly manner and to continuously work towards improving the quality of life of the communities in its operational areas.

The Company has identified the area of education as its primary CSR activity and has spent in excess of the prescribed threshold under the Act.

The Company has in place a policy on Corporate Social Responsibility. During the year, there has been no change in the policy. The weblink for accessing such policy is http://www.texinfra.in/pdf/TexInfra_CSR_POLICY.pdf.

As required under Section 135 of the Act read with the Companies (Corporate Social Responsibility Policy) Rules, 2014, the report on CSR is enclosed as **Annexure A**.

GREEN INITIATIVE

Your Company continues to embrace a sustainability initiative with the aim of going green and minimising the repercussion on the environment. Your Company had already adopted the green initiative by sending Annual Report, Notices, other communication, etc. through e-mail to the Shareholders, whose e-mail address are registered with relevant Depository Participants / RTA / Company. Shareholders are requested to support this initiative by registering / updating their e-mail address for receiving Annual Report, Notices, other communication, etc. through e-mail. The Ministry of Corporate Affairs ('MCA') and the Securities and Exchange Board of India ('SEBI') had issued relaxations from sending printed copy of Annual Report, Notice of the Annual General Meeting ('AGM'), etc. to the Shareholders for the AGM to be held in the year 2023.

In continuation with the Green Initiative and in view of the above-mentioned relaxations, your Company is sending the Annual Report & Notice of the AGM along with other documents required to be annexed thereto to the Shareholders through e-mail to their registered e-mail

address. Such documents are also available on the website of the Company www.texinfra.in.

Further, those Shareholders who have not yet registered their e-mail address are requested to follow the procedure as mentioned in the Notes and other documents relating thereto to the Notice calling AGM to receive the Annual Report & the Notice of the AGM through electronic mode and to enable their participation in the AGM.

PARTICULARS OF EMPLOYEES

The Number of Employees as at 31st March 2023 was 33. In terms of the provisions of Section 197(12) of the Act read with Rules 5(2) and 5(3) of the Companies (Appointment and Remuneration of Managerial Personnel) Rules, 2014, a statement showing the names and other particulars of the employees drawing remuneration in excess of the limits set out in the said rules is enclosed as **Annexure B**.

Disclosures pertaining to remuneration and other details as required under Section 197(12) of the Act, read with Rule 5(1) of the above mentioned Rules are enclosed as **Annexure C**.

CONSERVATION OF ENERGY, TECHNOLOGY ABSORPTION AND FOREIGN EXCHANGE EARNINGS AND OUTGO

Disclosures relating to Conservation of Energy, Technology Absorption and Foreign Exchange Earnings and Outgo as required under Section 134(3)(m) of the Act, read with Rule 8 of the Companies (Accounts) Rules, 2014, are enclosed as **Annexure D**.

BOARD OF DIRECTORS AND KEY MANAGERIAL PERSONNEL

Meetings of the Board

During the year, 5 (five) Board Meetings were held on the following dates:

20 th May 2022	12 th August 2022
7 th November 2022	11 th February 2023
28 th March 2023	

Change in Directors and Key Managerial Personnel

Re-appointment:

During the FY'23, the re-appointment of Ms. Jyotsna Poddar, as Non - executive Director was approved at the AGM held on 30th September 2022.

Appointments:

The Board of Directors on the recommendation of the Nomination and Remuneration Committee had approved the appointments of Mr. Kishor Shah, Ms. Ranjana Tibrawalla as Independent Directors and Mr. Prakash Chandra Kejriwal as Non-Executive & Non-Independent Director w.e.f. 12th May 2023. The Board also recommended the appointment of Mr. Arvind Kumar Chaubey as the Manager w.e.f. 28th March 2023 in place of Mr. Sirajuddin Khan, who has since been relieved.

The aforesaid appointments were approved by the shareholders by way of Postal Ballot.

Further, Mr. Ganesh Gupta was appointed as the Chief Financial Officer w.e.f. 21st January 2023 and Ms. Neha Singh was appointed as the Company Secretary & Compliance Officer of the Company w.e.f. 12th May 2023.

Retire by Rotation:

Mr. Saroj Kumar Poddar, Non-Executive Director & Chairman of the Company, who is liable to retire by rotation at the forthcoming Annual General Meeting ('AGM'), has expressed his unwillingness to seek re-appointment and correspondingly he will cease to be a Director w.e.f. the conclusion of the forthcoming AGM.

On overwhelming request of the Board of Directors, Mr. Poddar accepted to be Chairman Emeritus post his ceasing to be Chairman of the Board.

Re-designation:

Mr. Akshay Poddar, Non-Executive & Non-Independent Director, has been re-designated as the Non-Executive Director & Chairman of the Company post conclusion of the forthcoming AGM.

Resignations:

During the year, Mr. Utsav Parekh and Ms. Ramya Hariharan ceased to be Independent Directors of the Company w.e.f. 2nd November 2022 and 2nd March 2023 respectively in view of their resignations from the Board of the Company.

Further, Mr. Kishor Kumar Rajgaria, Chief Financial Officer and Mr. Rahul Harsh, Company Secretary & Compliance Officer had resigned from the Company w.e.f. close of business on 25th July 2022 and 25th April 2023 respectively.

Proposed appointment:

The Board of Directors on the recommendation of the Nomination and Remuneration Committee, has approved the appointment of Mr. A. K. Vijay as the Non-Executive & Non-Independent Director for a period of 3 (three) years w.e.f. the conclusion of the forthcoming AGM, subject to the approval of the shareholders.

The above recommendation of the Board is being placed for approval of the Shareholders at the ensuing AGM.

Board Evaluation

Your Company has an existing Policy for the performance evaluation of Independent Directors, Board, Committees and other Directors fixing certain criteria, which was approved by the Nomination and Remuneration Committee and thereafter was adopted by the Board. The criteria for the evaluation include their functioning as Members of Board or Committees of the Directors.

A structured questionnaire, formulated through discussions within the Board, has been used for this purpose. Further, on the basis of recommendations of the Nomination and Remuneration Committee and the performance review by Independent Directors, a process of evaluation was followed by the Board for its own performance and that of its Committees and the individual Directors. Furthermore, the evaluation of the Independent Directors was performed by the entire Board of Directors. The evaluation criteria comprised of assessing the various parameters including performance of the Directors, their expertise, contribution to the strategic planning, etc.

The Board of Directors ensured that the evaluation of Directors was carried out without the participation of the Director who was subject to evaluation.

Criteria for Appointment of Directors and Remuneration Policy

The Nomination and Remuneration Committee has approved the criteria to determine the appropriate characteristics, skills and experience for the Board as a whole and its individual members with the objective of having a Board of eminent Qualified Professionals, entrepreneurs with diverse backgrounds and experience in business, governance, education and public service. The criteria include the matrix of skills / expertise / competencies as specified by the Board for identifying individuals to serve as Director on the Board.

Your Company has a well-defined Remuneration Policy for Directors, Key Managerial Personnel and other employees of the Company. The Nomination and Remuneration Committee periodically reviews the policy to ensure that it is aligned with the requirements under the applicable laws. During the year, there has been no change in the policy.

The policy ensures equity, fairness and consistency in rewarding the employee on the basis of performance against set of objectives. The Policy is available on the Company's website. The web link for accessing such policy is: http://www.texinfra.in/pdf/Remuneration_Policy.pdf.

Declaration by Independent Directors

All Independent Directors of your Company have given declaration that they meet the criteria of independence as laid down under the Act, and the Listing Regulations.

The Board of Directors of the Company took on record the declarations submitted by the Independent directors after undertaking due assessment of their independence from the Management. The Independent directors of your Company have also confirmed their registration with the independent directors' databank maintained by the Indian Institute of Corporate Affairs. The Independent Directors will undertake the proficiency test, as may be required, under the Companies (Appointment and Qualification of Directors) Rules, 2014.

The Board is of the opinion that all the Independent Directors possess the requisite integrity, expertise and experience including proficiency to fulfil their duties to act as such.

AUDIT COMMITTEE AND AUDITORS

Composition of Audit Committee

The composition of the Audit Committee is provided in the Report on Corporate Governance as attached to this Report.

Statutory Auditors

At the 82nd AGM held in the year 2022, Messrs L. B. Jha & Co., Chartered Accountants, Statutory Auditors of the Company, were appointed by the Shareholders to hold the office as such from the conclusion of 82nd AGM until the conclusion of 87th AGM of the Company.

Cost Auditors

Your Company has appointed Messrs. DGM & Associates, Cost Accountants, for conducting the Cost Audit for the FY'23 in terms of the provisions of the Act and the Companies (Cost Records and Audit) Rules, 2014.

The Board of Directors of your Company on the recommendation of the Audit Committee, at its Meeting held on 12th May 2023 has approved the re-appointment of Messrs. DGM & Associates, Cost Accountants (Firm Registration No. 000038), as the Cost Auditors to conduct the Audit of the Cost Records of the Company for the FY'24 at a remuneration of ₹34,000 (Rupees Thirty Four Thousand only) plus applicable taxes and out-of-pocket expenses as incurred from time to time. The proposal for the ratification of the remuneration payable to Messrs. DGM & Associates is being placed for the approval of Shareholders at the ensuing AGM.

In terms of the provisions of Section 148 of the Act read with the Companies (Cost Records and Audit) Rules, 2014, your Company is required to maintain cost records and accordingly, such accounts and records are made and maintained.

Secretarial Auditor

Your Company has appointed Messrs. S. R. & Associates, Company Secretaries, for conducting the Secretarial Audit for the FY'23 in terms of the provisions of the Act and the Companies (Appointment and Remuneration of Managerial Personnel) Rules 2014.

The Secretarial Audit Report in Form MR-3 is enclosed as **Annexure E**.

Whistle Blower Policy

The details on the Whistle Blower Policy are provided in the Report on Corporate Governance as attached to this Report.

INTERNAL FINANCIAL CONTROLS AND RISK MANAGEMENT

The Company has a proper and adequate system of internal controls. This ensures that all transactions are authorised, recorded and reported correctly, and assets are safeguarded and protected against loss from unauthorized use or disposition. The Company has also laid down policies for prevention and detection of frauds and errors and eventually maintaining accuracy and completeness of accounting records. In addition there are operational controls and fraud risk controls, covering the entire spectrum of internal financial controls. The system is commensurate with the size and the nature of operations of the Company.

The Audit Committee also evaluates the risk management system and periodically reviews the internal control system to ensure that it remains effective and aligned with the business requirements of your Company.

Risk and Concerns

Your Company periodically reviews the risk management framework to keep it integrated to the long term strategic plans and to address the external & internal risks.

The Risk Management Policy document, as approved by the Board of Directors has in its scope, the establishment of a process for risk assessment, identification of risks both internal and external, and a detailed process for evaluation and mitigation of risks.

The objectives of the Audit Committee pertaining to Risk Management is to monitor and review the risk management system for the Company including identification therein of elements of risks, if any, and such other related functions.

Your Company is having a Risk Management Committee ('RMC') duly constituted by the Board of Directors of the Company. The composition of the RMC is provided in the Report on Corporate Governance which forms a part of this Report.

DISCLOSURES

- a) There has been no change in the nature of business of the Company during the year under review.
- b) There are no significant and material orders passed by the Regulators/ Courts / Tribunals that would impact the going concern status of the Company and its future operations.
- c) There are no material changes and commitments affecting the financial position of the Company which have occurred between the end of financial year and the date of this Report.
- d) The Reports of the Auditors do not contain any qualification / modification and hence no explanation is required.

e) **Deposits**

During the FY'23, the Company has not accepted any Deposits under the provisions of the Act.

f) **Share Capital**

During the year, there was no change in the share capital of the Company. The Paid up share capital of the Company as at 31st March 2023 was ₹ 12,74,26,590.

g) **Disclosures under Sexual Harassment of Women at Workplace (Prevention, Prohibition and Redressal), Act, 2013**

An Internal Complaints Committee ('ICC') has been set up in accordance with the provisions of the Sexual Harassment of Women at Workplace (Prevention, Prohibition and Redressal) Act, 2013 and the Rules framed thereunder to promote safe & healthy work environment and to redress complaints received regarding sexual harassment. The ICC meets at regular intervals. Your Company has in place a Policy on prevention of Sexual Harassment in accordance with the said Act and Rules.

During the year, no complaint was received by the ICC.

h) **Disclosure with respect to compliance of Secretarial Standards**

The Company has duly complied with the necessary requirements of the Secretarial Standards as issued by

the Institute of Company Secretaries of India relating to Board Meetings and General Meetings.

OTHER INFORMATION**Annual Return**

The copy of the Annual Return is available on the website of the Company. The weblink for accessing Annual Return is: <http://www.texinfra.in/pdf/ART2023.pdf>.

Corporate Governance

Report on Corporate Governance pursuant to the Listing Regulations is attached as **Annexure F** and forms a part of this Report.

Dividend Distribution Policy

Your Company has in place a dividend distribution policy in line with the requirements of the Listing Regulations. During the year, there has been no change in the policy.

The weblink for accessing such policy is: <http://www.texinfra.in/pdf/DDP.pdf>.

Particulars of Loans, Guarantees and Investments

The details of Loans, Corporate Guarantees and Investments made during the FY'23 under the provisions of Section 186 of the Act have been disclosed in the Financial Statement of the Company.

Related Party Transactions

All related party transactions during the FY'23 were entered in the ordinary course of business and on arm's length basis.

An omnibus approval from the Audit Committee for the financial year is obtained for the transactions which are repetitive in nature. All related party transactions are reported to and approved by the Audit Committee / Board of Directors. The details of such transactions were also placed before the Audit Committee and Board of Directors for their review, on a quarterly basis. During the year, there was no material related party transaction entered into by the Company and as such disclosure in Form AOC-2 is not required.

The Company has also formulated a policy on dealing with related party transactions and the same is disclosed on the Company's website. The web link for accessing such policy is http://www.texinfra.in/pdf/RELATED_PARTY_TRANSACTION_POLICY.pdf.

DIRECTORS' RESPONSIBILITY STATEMENT U/S 134 (5) OF THE COMPANIES ACT, 2013

Your Directors state that:

- (a) in the preparation of the Annual Financial Statements for the financial year ended 31st March 2023, the applicable accounting standards had been followed along with proper explanation relating to material departures;
- (b) relevant accounting policies as adopted are applied consistently and the judgments and estimates made are reasonable and prudent so as to give a true and fair view of the state of affairs of the Company at the end of the financial year and of the profit and loss of the company for that period;
- (c) proper and sufficient care had been taken for the maintenance of adequate accounting records in accordance with the provisions of this Act for safeguarding the assets of the company and for preventing and detecting fraud and other irregularities;

- d) the Annual Financial Statements of the Company have been prepared on a going concern basis;
- (e) they had laid down internal financial controls to be followed by the Company and that such internal financial controls are adequate and were operating effectively; and
- (f) they had devised proper systems to ensure compliance with the provisions of all applicable laws and that such systems were adequate and operating effectively.

For and on behalf of the Board

Dated: 3rd August 2023
Place: Kolkata

S. K. Poddar
Chairman

List of Enclosures of the Report of the Board of Directors

Annual Report on Corporate Social Responsibility	Annexure-A
Particulars of Employees as per the Companies (Appointment and Remuneration of Managerial Personnel) Rules, 2014	Annexure-B
Disclosure relating to Remuneration as per the Companies (Appointment and Remuneration of Managerial Personnel) Rules, 2014	Annexure-C
Disclosures relating to Conservation of Energy, Technology Absorption and Foreign Exchange Earnings and Outgo	Annexure-D
Secretarial Audit Report	Annexure-E
Corporate Governance Report	Annexure-F

Annexure -A

Annual Report on Corporate Social Responsibility (CSR)

[Pursuant to clause (o) of sub-section (3) of Section 134 of the Companies Act, 2013 and Rule 8 of the Companies (Corporate Social Responsibility Policy) Rules, 2014]

1. Brief outline on CSR Policy of the Company.

Our projects and initiatives are guided by the CSR policy, and reviewed closely by CSR Committee institutionalised and adopted by the Board of Directors as per Section 135 of the Companies Act, 2013. The policy is available on the website of the Company www.texinfra.in.

Driven by passion to make a difference to society, your Company is committed to upholding the highest standards of CSR. Your Company has continued its progress on community initiatives with renewed vigour and devotion.

2. Composition of CSR Committee:

Sl. No.	Name of Directors	Designation / Nature of Directorship	Number of meetings of CSR Committee held during the year	Number of meetings of CSR Committee attended during the year
1.	Mr. Athar Shahab, Non-executive Director	Chairperson	1	-
2.	Mr. Utsav Parekh [#] , Independent Director	Member	1	NA
3.	Ms. Ramya Hariharan [*] , Independent Director	Member	1	1
4.	Mr. Ravi Todi, Independent Director	Member	1	1
5.	Mr. Kishor Shah [®] , Independent Director	Member	1	NA

[#] Ceased w.e.f. 2nd November 2022.

^{*} Appointed w.e.f. the conclusion of Board Meeting held on 7th November 2022 and ceased w.e.f. 2nd March 2023.

[®] Appointed w.e.f. the conclusion of Board Meeting held on 12th May 2023.

3. Provide the web-link where Composition of CSR Committee, CSR Policy and CSR projects approved by the board are disclosed on the website of the company.

The weblink for accessing the composition of CSR Committee is:

http://www.texinfra.in/pdf/Committee_Memberships.pdf

The weblink for accessing CSR Policy & projects approved by the Board is:

http://www.texinfra.in/pdf/TexInfra_CSR_POLICY.pdf

4. Provide the executive summary along with web-link(s) of Impact Assessment of CSR Projects carried out in pursuance of sub-rule (3) of rule 8, if applicable: **N.A.**
5. (a) Average net profit of the company as per section 135(5) – **₹488.83 Lakhs**
- (b) Two percent of average net profit of the company as per section 135(5) - **₹9.78 Lakhs**
- (c) Surplus arising out of the CSR projects or programmes or activities of the previous financial years. - **NIL**
- (d) Amount required to be set-off for the financial year, if any - **₹4.23 Lakhs**
- (e) Total CSR obligation for the financial year (b+c-d). – **₹5.55 Lakhs**

6. (a) Amount spent on CSR projects (both ongoing project and other than ongoing project) : **₹30.01 Lakhs**
- (b) Amount spent in Administrative Overheads – **Nil.**
- (c) Amount spent on Impact Assessment, if applicable – **N.A.**
- (d) Total amount spent for the Financial Year (a+b+c) – **₹30.01 Lakhs**
- (e) CSR amount spent or Unspent for the Financial Year–

Total Amount Spent for the Financial Year. (in ₹)	Amount Unspent (in ₹)				
	Total Amount transferred to Unspent CSR Account as per section 135(6).		Amount transferred to any fund specified under Schedule VII as per second proviso to section 135(5).		
	Amount	Date of transfer	Name of the Fund	Amount.	Date of transfer
₹30.01 Lakhs	N.A.		N.A.		

- (f) Excess amount for set-off, if any – **₹20.23 Lakhs**

Sl. No.	Particular	Amount (₹ in Lakhs)
i.	Two percent of average net profit of the company as per section 135(5)	9.78
ii.	Total amount spent for the Financial Year	30.01
iii.	Excess amount spent for the financial year [(ii)-(i)]	20.23
iv.	Surplus arising out of the CSR projects or programmes or activities of the previous financial years, if any	Nil
v.	Amount available for set off in succeeding financial years [(iii)-(iv)]	20.23

7. Details of Unspent CSR amount for the preceding three financial years:

(1)	(2)	(3)	(4)	(5)	(6)		(7)	(8)
Sl. No.	Preceding Financial Year.	Amount transferred to Unspent CSR Account under section 135 (6) (in ₹)	Balance Amount in Unspent CSR Account under section 135 (6) (in ₹)	Amount spent in the Financial Year (in ₹)	Amount transferred to a fund as specified under Schedule VII as per second proviso to sub-section (5) of section 135, if any.		Amount remaining to be spent in succeeding financial years. (in ₹)	Deficiency, if any
					Amount (in ₹)	Date of transfer		

NIL

8. Whether any capital assets have been created or acquired through Corporate Social Responsibility amount spent in the Financial Year : **No**

If Yes, enter the number of Capital assets created/ acquired : **N.A.**

Furnish the details relating to such asset(s) so created or acquired through Corporate Social Responsibility amount spent in the Financial Year:

Sl. No.	Short particulars of the property or asset (s) [including complete address and location of the property]	Pincode of the property or asset(s)	Date of creation	Amount of CSR amount spent	Details of entity/ Authority/ beneficiary of the registered owner		
					CSR Registration Number, if applicable	Name	Registered address
(1)	(2)	(3)	(4)	(5)	(6)		
NIL							

9. Specify the reason(s), if the company has failed to spend two per cent of the average net profit as per section 135(5) of the Act. **N.A.**

S. K. Poddar
Chairman

Athar Shahab
Chairman of CSR Committee

ANNEXURE - B

[Particulars of employees under Section 197(12) of the Companies Act, 2013 read with Rule 5(2) & 5(3) of the Companies (Appointment and Remuneration of Managerial Personnel) Rules, 2014]

Top Ten Employees in terms of Remuneration drawn / Employed throughout the year /part of the year and in receipt of remuneration aggregating ₹1,02,00,000/- or more per annum / ₹ 8,50,000 or more per month.

Sl. No.	1 Name	2 Designation	3 Age (Years)	4 Remuneration (₹)	5 Qualification(s)	6 Experience (Years)	7 Date of Commencement of Employment	8 Previous Employment
1	Agarwala Gaurav	CE (Neora Hydro)	50	91,11,685	BSBA, Boston	25	01-05-2005	Animark Enterprises Pvt. Ltd.
2	Khan Sirajuddin *	Manager & VP	65	62,54,601	MBA	42	16-10-2017	Zuari Global Limited
3	Singh Randhir Bahadur	Deputy GM (Project)	53	43,51,492	M. Tech	29	01-12-2017	Zuari Infracore India Limited
4	Gambhir Raj Kumar	Chief Manager- Accounts & Finance	48	32,63,574	CA	21	08-08-2016	Ansar Properties & Infrastructure Ltd.
5	Maheshwari Mohit	Chief Manager Project	40	26,16,852	MS in Civil Engineering	16	01-04-2022	C K Birla Limited
6	Rajgaria Kishor Kumar*	CFO	54	19,89,274	FCA, FCS & FCMA	30	01-08-2015	Hindustan Engineering & Industries Limited
7	Mahajan Arun	Chief Manager Project	43	18,22,160	Bachelor of Architect	15	12-05-2022	Alpha Corp. Pvt Limited
8	Mitra Ranjan ⁵	COO (Neora Div.)	68	14,83,496	B.E.E.	46	01-11-2017	NHPC
9	Mittal Manoj	Chief Manager - Admin.	55	12,72,626	LLB	25	28-03-2022	Gulshan Homez Pvt. Ltd.
10	Samavedam Venkata Giridhar ⁶	AVP (Project)	42	12,53,557	MS in Civil Engineering	17	27-06-2016	AECOM India

* Ceased with effect from 28th March 2023

* Resigned with effect from 25th July 2022

⁵ Resigned with effect from 28th February 2023

⁶ Resigned with effect from 30th April 2022

Notes:

- 1 Remuneration as shown above includes Salary, House Rent, LTA, Medical Benefits, Bonus, Contribution to Provident Fund, Superannuation Fund, etc., as per the Company's rules;
- 2 Mr Gaurav Agarwala is related to Mr S. K. Poddar, Non - Executive Chairman;
- 3 Employees named above are Whole-time / contractual employees of the Company;
- 4 Other terms and conditions are as per the Company's rules.

ANNEXURE - C

[Disclosure relating to remuneration as required under Section 197 (12) of the Companies Act, 2013 read with Rule 5 (1) of the Companies (Appointment and Remuneration of Managerial Personnel) Rules, 2014]

- a. The ratio of remuneration of the Director(s) to the median remuneration of the employees of the Company for the financial year ended 31st March 2023 is as below:

SI No.	Name of Director(s) / KMP	Designation	Ratio of Remuneration to Median Remuneration of all the employees	Increase in remuneration over previous Financial Year (in %)
(i)	Mr. S. K. Poddar	Non-executive Chairman	0.27:1	N.A. (Sitting fees was paid in terms of the provisions of the Act)
(ii)	Ms. Jyotsna Poddar	Non-executive & Non-independent Director	0.18:1	
(iii)	Mr. Akshay Poddar	Non-executive & Non-independent Director	0.42:1	
(iv)	Mr. D. R. Kaarthikeyan	Independent Director	0.36:1	
(v)	Mr. Utsav Parekh [*]	Independent Director	0.13:1	
(vi)	Mr. S. K. Rungta	Independent Director	0.47:1	
(vii)	Ms. Ramya Hariharan [#]	Independent Director	0.31:1	
(viii)	Mr. Ravi Todi	Independent Director	0.49:1	
(ix)	Mr. Athar Shahab	Non-executive & Non-independent Director	0.31:1	
(x)	Mr. S. U. Khan ^{&}	Manager	13.97:1	
(xi)	Mr. Arvind Kumar Chaubey [§]	Manager	0.10:1	-
(xii)	Mr. Kishor Kumar Rajgaria [®]	Chief Financial Officer	4.44:1	-
(xiii)	Mr. Ganesh Gupta [!]	Chief Financial Officer	1.29:1	-
(xiv)	Mr. Rahul Harsh [®]	Company Secretary	1.27:1	16%

^{*} Resigned w.e.f. 2nd November 2022

[#] Resigned w.e.f. 2nd March 2023

[&] Ceased w.e.f. 28th March 2023

[§] Appointed w.e.f. 28th March 2023

[®] Resigned w.e.f. 25th July 2022

[!] Appointed w.e.f. 21st January 2023

[®] Resigned w.e.f. 25th April 2023

- b. The percentage increase in the median remuneration of employees in the financial year ended 31st March 2023. 7%
- c. The number of employees in the Company as at 31st March 2023: 33
- d. Average remuneration of employees excluding Key Managerial Personnel has increased by 7%, which is based on their performance. The increase in remuneration is in line with the market trends, internal parity and current salary of the employees.
- Remuneration of Key Managerial Personnel has increased by 4%.
- e. The remuneration of the Directors, Key Managerial Personnel and other employees is in accordance with the Remuneration Policy of the Company, The same can be assessed on the website of the Company at the link http://www.texinfra.in/pdf/Remuneration_Policy.pdf

ANNEXURE - D

(Information as per Section 134 of the Companies Act, 2013 read with Companies (Accounts) Rules, 2014)

A) CONSERVATION OF ENERGY

The Company continued to give emphasis for Conversion of energy, and the measure taken for the conservation of energy. The significant Energy Conservation measure during the year continued to be:

Use of Energy efficient lighting systems like LED and Fluorescent tube lights.

B) TECHNOLOGY ABSORPTION

- i. Efforts made towards technology absorption - NA
- ii. Benefits derived like product improvement, cost reduction, product development or import substitution - NA
- iii. In case of imported technology (imported during the last three years reckoned from the beginning of the financial year) – NA
- iv. The expenditure incurred on Research and Development – NA

C) FOREIGN EXCHANGE EARNINGS AND OUTGO - NIL

ANNEXURE - E

Form No. MR-3

Secretarial Audit Report

FOR THE FINANCIAL YEAR ENDED 31.03.2023

[Pursuant to section 204 (1) of the Companies Act, 2013 and Rule 9 of the Companies (Appointment and Remuneration of Managerial Personnel) Rules, 2014]

To
The Members

Texmaco Infrastructure & Holdings Limited

We have conducted the Secretarial Audit of the compliance of applicable statutory provisions and the adherence to good corporate practices by **TEXMACO INFRASTRUCTURE & HOLDINGS LIMITED** (hereinafter called the 'Company'). The Secretarial Audit was conducted in a manner that provided us a reasonable basis for evaluating the corporate conducts/ statutory compliances and expressing our opinion thereon.

Based on our verification of the Company's books, papers, minute books, forms and returns filed and other records maintained by the Company and also the information provided by the Company, its officers, agents and authorized representatives during the conduct of secretarial audit, we hereby report that in our opinion, the Company has, during the audit period covering the financial year ended on **31st March 2023** complied with the statutory provisions listed hereunder and also that the Company has maintained proper Board-processes and compliance-mechanism in place to the extent, in the manner and subject to the reporting made hereinafter:

We have examined the books, papers, minute books, forms and returns filed and other records maintained by **TEXMACO INFRASTRUCTURE & HOLDINGS LIMITED** for the financial year ended on 31st March, 2023 according to the provisions of the following, in so far as they are applicable to the Company:

1. The Companies Act, 2013 ('the Act') and the rules made thereunder;
2. The Securities Contracts (Regulation) Act, 1956 (SCRA) and the rules made there under;
3. The Depositories Act, 1996 and the Regulations and Bye-laws framed thereunder;
4. The Foreign Exchange Management Act, 1999 and the Rules and Regulations made thereunder to the extent of Foreign Direct Investment, Overseas Direct Investment and External Commercial Borrowing;
5. The following Regulations and Guidelines prescribed under the Securities and Exchange Board of India Act, 1992 ('SEBI Act'):

- a) The Securities and Exchange Board of India (Substantial Acquisition of Shares and Takeovers) Regulations, 2011;
 - b) The Securities and Exchange Board of India (Prohibition of Insider Trading) Regulations, 2015;
 - c) The Securities and Exchange Board of India (Registrars to an Issue and Share Transfer Agents) Regulations, 1993, regarding the Companies Act and dealing with client;
6. The following other laws specifically applicable to the Company:
 - a) The Transfer of Property Act, 1882;
 - b) Building and Other Construction Workers' (Regulation of Employment and Conditions of Services) Act, 1996.

We have also examined compliance with the applicable Clauses / Regulations of the following:

- (i) Secretarial Standards issued by The Institute of Company Secretaries of India;
- (ii) The Securities and Exchange Board of India (Listing Obligations and Disclosure Requirements) Regulations, 2015.

During the period under review the Company has complied with the provisions of the Act, Rules, Regulations, Guidelines, and Standards, etc., as mentioned above.

We further report that

- the Board of Directors is duly constituted with proper balance of Manager, Non-Executive Directors and Independent Directors. There were no changes in the composition of the Board of Directors that took place during the period under review except for resignations of Mr. Utsav Parekh and Ms. Ramya Hariharan as Independent Directors w.e.f. 2nd November 2022 and 2nd March 2023 respectively. The Company thereafter on 12th May 2023 has appointed Mr. Kishor Shah and Ms. Ranjana Tibrawalla as Independent Directors and Mr. P. C. Kejriwal as Non-Executive & Non-Independent Director of the Company. Further, Mr. K. K. Rajgaria, CFO had resigned from the Company w.e.f. 25th July 2022 and Mr. Ganesh Gupta was appointed as CFO of the Company w.e.f. 21st January 2023.

- during the year under review Mr. Arvind Kumar Chaubey has been appointed as Manager of the Company w.e.f. 28th March 2023 in place of Mr. Sirajuddin Khan. Further, Mr. Rahul Harsh, Company Secretary & Compliance Officer had resigned w.e.f. 25th April 2023 and Ms. Neha Singh was appointed as Company Secretary & Compliance Officer of the Company w.e.f. 12th May 2023.
- adequate notice is given to all directors to schedule the Board Meetings, Agenda and detailed Notes on Agenda were sent at least seven days in advance, and a system exists

for seeking and obtaining further information and clarifications on the agenda items before the Meeting and for meaningful participation at the Meeting.

- unanimously / Majority decision is carried through while the dissenting members' views are captured and recorded as part of the minutes.

We further report that there are adequate systems and processes in the Company commensurate with the size and operations of the Company to monitor and ensure compliance with applicable laws, rules, regulations and guidelines.

For S R & ASSOCIATES

Company Secretaries

Partner

Unique Code of Partnership Firm: P2008WB016700

Name of Company Secretary in Practice: **PAWAN KUMAR ANCHALIA**

Membership No: **FCS 8789; C.P. No.: 8881**

Unique Code Number: **12010WB714700**

Firms Peer Review Certificate No.: **2444/2022**

UDIN: F008789E000298573

Dated: 12th May 2023

Place: Kolkata

Note: This report is to be read with Annexure which forms an integral part of this report.

Annexure

To

The Members

Texmaco Infrastructure & Holdings Limited

1. Maintenance of secretarial records is the responsibility of the management of the Company. Our responsibility is to express an opinion on these secretarial records based on our audit.
2. We have followed the audit practices and processes as were appropriate to obtain reasonable assurance about the correctness of the contents of the Secretarial records. The verification was done on test basis to ensure that correct facts are reflected in secretarial records. We believe that the processes and practices we followed provide a reasonable basis for our opinion.

3. We have not verified the correctness and appropriateness of financial records and Books of Accounts of the Company.
4. Wherever required, we have obtained the Management representation about the compliance of laws, rules and regulations and happening of events, etc.
5. The compliance of the provisions of Corporate and other applicable laws, rules, regulations standards is the responsibility of the management. Our examination was limited to the verification of procedures on test basis.
6. The Secretarial Audit report is neither an assurance as to the future viability of the Company nor of the efficacy or effectiveness with which the management has conducted the affairs of the Company.

For S R & ASSOCIATES

Company Secretaries

Partner

Unique Code of Partnership Firm: P2008WB016700

Name of Company Secretary in Practice: **PAWAN KUMAR ANCHALIA**

Membership No: **FCS 8789; C.P. No.: 8881**

Unique Code Number: **12010WB714700**

Firms Peer Review Certificate No.: **2444/2022**

UDIN: F008789E000298573

Dated: 12th May 2023

Place: Kolkata

ANNEXURE - F

Report on Corporate Governance

1. Company's philosophy on Code of Governance

The core values of the Company's Corporate Governance are transparency, professionalism, accountability, customer focus, teamwork, quality, fairness and social responsibility. Your Company is committed to fulfil its objectives and enhance the wealth generating capacity, keeping in mind the long-term interest of the stakeholders. The Company believes in adopting and adhering to the best Corporate Governance practices and continuously bench marking itself against the best practices in the industry.

2. Board of Directors

The Company's Board of Directors ('Board') holds a fiduciary duty towards the stakeholders. Your Company's Board comprises 7 (Seven) Directors, representing the optimum mix of professionalism and knowledge with diverse experience and is in compliance with the provisions of the Companies Act, 2013 ('Act') and the Securities and Exchange Board of India (Listing Obligations and Disclosure Requirements) Regulations, 2015 ('Listing Regulations'). 3 (three) Directors of the current strength of the Board are Independent Directors as on 31st March 2023. The category of Directors, number of Directorships in other companies including the name of listed entities and their category thereof, number of Committees in which such Director is a Chairperson or Member are mentioned below:-

Name of the Directors	Category of Directorship	No. of Directorships in other Companies [^]	Name of other listed entities where the person is a Director and the category of directorship		No. of Chairpersonship/ Membership of Board Committees in Companies ^{^^}	
			Name	Category	Chairperson	Member
Mr. S. K. Poddar (DIN: 00008654)	Non -executive Chairperson - Promoter	11	Texmaco Rail & Engineering Limited	Executive Director-Chairperson	-	-
			Chambal Fertilisers and Chemicals Limited	Non-Executive & Non Independent Director-Chairperson		
			Zuari Agro Chemicals Limited	Non-Executive & Non Independent Director-Chairperson		
			Zuari Industries Limited	Non-Executive & Non Independent Director-Chairperson		
			Paradeep Phosphates Ltd	Non-Executive Nominee Director-Chairperson		
Mr. Akshay Poddar [*] (DIN:00008686)	Non-executive & Non-independent - Promoter	16	Texmaco Rail & Engineering Limited	Non-Executive & Non Independent Director	1	3
			Adventz Securities Enterprises Limited	Non-Executive & Non Independent Director		
			Mangalore Chemicals & Fertilizers Limited	Non-Executive & Non Independent Director-Chairperson		
			Zuari Agro Chemicals Limited	Non-Executive & Non Independent Director		

Name of the Directors	Category of Directorship	No. of Directorships in other Companies [^]	Name of other listed entities where the person is a Director and the category of directorship		No. of Chairpersonship/ Membership of Board Committees in Companies ^{^^}	
			Name	Category	Chairperson	Member
Mr. D. R. Kaarthikeyan (DIN:00327907)	Independent	6	Texmaco Rail & Engineering Limited	Non-Executive & Independent Director	1	3
			Taj GVK Hotels and Resorts Limited	Non-Executive & Independent Director		
			Lotus Eye Hospital and Institute Limited	Non-Executive & Independent Director		
			Star Health & Allied Insurance Company Limited	Non-Executive & Independent Director		
Mr. Utsav Parekh (DIN: 00027642)	Independent	NA	NA	NA	NA	NA
Mr S. K. Rungta (DIN:00053824)	Independent	20	Bijoy Mining Co. Ltd	Executive Director	0	2
Mr. Ravi Todi (DIN: 00080388)	Independent	10	SKP Securities Ltd.	Non-Executive & Independent Director	2	4
Ms. Ramya Hariharan [‡] (DIN: 06928511)	Independent	NA	NA	NA	NA	NA
Ms Jyotsna Poddar ^{**} (DIN:00055736)	Non-executive & Non-independent - Promoter	10	Zuari Industries Limited	Non-Executive & Non-Independent Director	-	-
Mr Athar Shahab (DIN: 01824891)	Non-executive & Non-independent	9	Zuari Industries Limited	Managing Director	1	4
			Zuari Agro Chemicals Limited	Non-Executive & Non-Independent Director		

[†] Resigned w.e.f. 2nd November 2022

[‡] Resigned w.e.f. 2nd March 2023

^{††} Mr Akshay Poddar is the son of Mr S. K. Poddar.

^{**} Ms Jyotsna Poddar is the wife of Mr S. K. Poddar

[^] Excluding Foreign Companies

^{^^} Membership / Chairpersonship in Audit Committee and Stakeholders Relationship Committee, including those in the Company.

No Director of the Company was a member of more than ten (10) Committees or Chairperson of more than five (5) Committees across all the Public / Listed Companies in which he / she was a Director as on 31st March 2023. For the purpose of determination of limit, chairpersonship and membership of the Audit Committee and the Stakeholders Relationship Committee had been considered. Further, the chairpersonship in the said committee(s) is also considered as the membership as disclosed in the Report.

Furthermore, during the year under review, Mr. Utsav Parekh, Independent Director, in view of his personal reasons, resigned from the Board w.e.f. 2nd November 2022 and Ms. Ramya Hariharan, in view of her professional commitments, resigned from the Board w.e.f. 2nd March 2023. They have also confirmed that there is no other material reason for their resignations other than those as stated above.

The attendance of the Directors at the Board Meeting and at the last Annual General Meeting held during the FY'23 are given below:-

Name of the Directors	Board Meeting Dates					AGM Date
	20 th May 2022	12 th August 2022	7 th November 2022	11 th February 2023	28 th March 2023	30 th September 2022
Mr S. K. Poddar (Chairman)	√	√	√	√	√	√
Mr D. R. Kaarthikeyan	√	√	√	√	√	√
Mr Utsav Parekh*	√	√	NA	NA	NA	√
Mr Akshay Poddar	√	√	√	√	√	√
Ms. Jyotsna Poddar	×	√	×	√	√	√
Mr S. K. Rungta	√	√	√	×	√	√
Ms. Ramya Hariharan [#]	√	√	√	√	NA	×
Mr Ravi Todi	√	√	√	√	√	√
Mr Athar Shahab	√	√	√	√	√	×

*Resigned w.e.f. 2nd November 2022

[#]Resigned w.e.f. 2nd March 2023

Skills/expertise/competencies identified by the Board

The skills/expertise/competencies as identified by the Board as required in the context of its business(es) and the sector(s) it operates into are as follows:-

- Strategic & Business Leadership:** The Board possesses leadership skills based on ability to envision the future and prescribe a strategic goal for the Company.
- Financial Expertise:** The Board has eminent business leaders having vast financial experience in this sector.
- Administration:** The Directors are having decades of experience and expertise in managing businesses of substantial scale.
- Governance & Compliance:** The Directors are highly qualified and expert in Corporate Law and Regulatory affairs. This helps to build up a robust legal compliance system and governance policies/practices.

Director's Area of Expertise: All the Directors on the Board possess most of the skills/ expertise/ competencies identified, however their area of core expertise is given as below:

Name of the Directors	Areas of expertise			
	Strategic & Business Leadership	Financial Expertise	Administration	Governance & Compliance
Mr S. K. Poddar	√	√	√	√
Mr D. R. Kaarthikeyan			√	√
Mr Utsav Parekh*	√	√		√
Mr S. K. Rungta	√	√	√	
Ms. Ramya Hariharan [#]		√		√
Mr Akshay Poddar	√	√	√	
Ms. Jyotsna Poddar	√	√	√	
Mr Ravi Todi	√	√	√	√
Mr Athar Shahab	√	√	√	√

*Resigned w.e.f. 2nd November 2022

[#]Resigned w.e.f. 2nd March 2023

3. Audit Committee

The role of the Audit Committee of the Company inter-alia includes, oversight of the financial reporting process including its quality and integrity; review of controls and financial statements; monitoring of legal and regulatory compliances; review of the auditors' independence and the performance of Company's internal audit function.

Terms of Reference and Composition

The terms of reference of the Committee cover the matters specified for the Audit Committee under Section 177 of the Act and the Listing Regulations.

The Audit Committee comprises 3 (three) Directors. The Company Secretary of the Company acts as the secretary to the Audit Committee. During the FY'23, the Committee met 4 (four) times. The details of the Meetings of the Audit Committee and the attendance of the Directors at the Meetings held during the financial year are given below:

Name & Category of the Directors	Meeting Dates			
	20 th May 2022	12 th August 2022	7 th November 2022	11 th February 2023
Mr Ravi Todi, Chairperson, Independent	√	√	√	√
Mr Akshay Poddar, Non-executive & Non-Independent	√	√	√	√
Mr S. K. Rungta, Independent	√	√	√	×
Ms Ramya Hariharan [^] , Independent	√	√	√	√

[^] Ceased w.e.f 2nd March 2023

4. Nomination and Remuneration Committee

The role of the Nomination and Remuneration Committee of the Company inter-alia includes review & evaluation of the Company's nomination process and to assist the Board in identifying, screening & reviewing individuals qualified to serve as Directors & KMP.

Terms of Reference and Composition

The terms of reference of the Committee cover the matters specified for the Nomination and Remuneration Committee under Section 178 of the Act and the Listing Regulations.

The Nomination and Remuneration Committee comprises 3 (three) Directors. During the FY'23, the Committee met 3 (three) times. The details of the Meeting of the Nomination and Remuneration Committee and the attendance of the Directors at the Meeting held during the financial year are given below:

Name & Category of the Directors	Meeting Dates		
	20 th May 2022	21 st January 2023	28 th March 2023
Mr Utsav Parekh [†] , Chairperson, Independent	√	NA	NA
Mr Ravi Todi [‡] , Chairperson, Independent	NA	√	√
Mr Akshay Poddar, Non-executive & Non-independent	√	×	√
Mr S. K. Rungta, Independent	√	√	√

[†] Ceased w.e.f 2nd November 2022

[‡] Appointed w.e.f the conclusion of Board Meeting held on 7th November 2022

Remuneration of Directors

Non-executive Directors are eligible for sitting fee. The sitting fee for attending the Board Meeting is ₹40,000/- each and the sitting fee for attending the Committee / Sub-committee Meeting is ₹20,000/- each as approved by the Board.

The Company's Remuneration Policy for Directors, Key Managerial Personnel and other employees is available on the website of the Company. The web link for accessing such policy is: http://www.texinfra.in/pdf/Remuneration_Policy.pdf.

The details of the remuneration paid to the Directors during the year 2022-23 are given below:

Name of the Directors	Sitting Fee for the Year (₹)	Commission for the Year (₹)	Total (₹)	No. of Equity Shares held in the Company
Mr S. K. Poddar	1,20,000	NA	1,20,000	85,10,543
Mr Akshay Poddar	1,90,000		1,90,000	1,33,552
Mr Utsav Parekh [*]	60,000		60,000	-
Ms Ramya Hariharan [^]	1,40,000		1,40,000	-
Ms Jyotsna Poddar	80,000		80,000	6,21,790
Mr S. K. Rungta	2,10,000		2,10,000	-
Mr D. R. Kaarthikeyan	1,60,000		1,60,000	-
Mr Ravi Todi	2,20,000		2,20,000	-
Mr Athar Shahab	1,40,000		1,40,000	-

^{*}Resigned w.e.f. 2nd November 2022

[^]Resigned w.e.f. 2nd March 2023

5. Stakeholders Relationship Committee

The role of the Stakeholders Relationship Committee inter-alia includes overseeing various aspects of interest of stakeholders and redressal of shareholders / investors grievances & complaints.

Terms of Reference and Composition

The terms of reference of the Committee cover the matters specified for the Stakeholders Relationship Committee under Section 178 of the Act and the Listing Regulations.

The Stakeholders Relationship Committee comprises 2 (two) Directors. During the FY'23, the Committee met once. The details of the Meeting of the Stakeholders Relationship Committee and the attendance of the Directors at the Meeting held during the financial year are given below:

Name & Category of the Directors	Meeting Date
	10 th February 2023
Mr Utsav Parekh [*] , Chairperson, Independent	NA
Ms Ramya Hariharan [^] , Chairperson, Independent	√
Mr S. K. Rungta, Independent	√
Mr Akshay Poddar, Non-executive & Non-Independent	×

^{*}Ceased w.e.f. 2nd November 2022

[^]Appointed w.e.f. the conclusion of the Board Meeting held on 7th November 2022 and thereafter ceased w.e.f. 2nd March 2023

Ms Neha Singh, Company Secretary is the Compliance Officer of the Company.

The grievances received are dealt by the Registrar & Share Transfer Agent / Compliance Officer / Stakeholders Relationship Committee of the Company.

All the grievances received from the Shareholders are redressed within the stipulated time. Shareholders are requested to maintain their updated telephone / mobile number and email address with their respective Depository Participants or Company's Registrar & Share Transfer Agent, as the case maybe, to facilitate prompt redressal. During the FY'23, 25 (Twenty Five) complaints were received from the Shareholders, which were resolved within the stipulated time period.

There was no request for transfer or transmission of Equity Shares of the Company pending at the close of the financial year.

6. Corporate Social Responsibility Committee

The role of the Corporate Social Responsibility ('CSR') Committee inter-alia includes the overall responsibility for identifying the areas of CSR activities, ascertaining and

recommending the amount of CSR expenditure to be incurred on the identified CSR activities, formulating and monitoring CSR policy from time to time and overseeing implementation of the CSR activities / programs of the Company. The Company has in place a CSR policy.

Terms of Reference and Composition

The terms of reference of the Committee cover the matters specified for the CSR Committee under Section 135 of the Act.

The CSR Committee comprises 2 (two) Directors. During the FY'23, the Committee met once. The details of the Meeting of the CSR Committee and the attendance of the Directors at the Meeting held during the financial year are given below:

Name & Category of the Directors	Meeting Date
	10 th February 2023
Mr Athar Shahab, Chairperson, Non-executive & Non-independent	×
Mr Utsav Parekh [^] , Independent	NA
Ms Ramya Hairharan [*] , Independent	√
Mr Ravi Todi, Independent	√

[^] Ceased w.e.f. 2nd November 2022

^{*} Appointed w.e.f. the conclusion of Board Meeting held on 7th November 2022 & ceased w.e.f. 2nd March 2023

7. Risk Management Committee

The role of the Risk Management Committee ('RMC') inter-alia includes managing the integrated risk and to assist the Board in developing, implementing & monitoring the risk management plan/ framework and policy for the Company. The Company has in place a Risk Management Policy.

Terms of Reference and Composition

The terms of reference of the RMC cover the matters as identified under the Act and the Listing Regulations.

The Risk Management RMC comprises 3 (three) Directors. During the FY'23, the Committee met twice. The details of the Meeting of RMC and the attendance of the Directors at the Meeting held during the financial year are given below:

Name & Category of the Directors	Meeting Dates	
	12 th August 2022	13 th January 2023
Mr D. R. Kaarthikeyan, Chairperson, Independent	√	√
Mr Utsav Parekh [^] , Independent	√	NA
Mr. S. K. Rungta [^] , Independent	NA	√
Mr Athar Shahab, Non-executive & Non- Independent	√	√

[^] Ceased w.e.f. 2nd November 2022

[^] Appointed w.e.f. the conclusion of Board Meeting held on 7th November 2022

8. Independent Directors

During the FY'23, a separate Meeting of the Independent Directors of the Company was held on 30th March 2023. All the Independent Directors of the Company attended the Meeting. The matters discussed at the Independent Directors Meeting, inter-alia, included the evaluation of the performance of Non-Independent Directors including the Chairman of the Company. The Performance evaluation criteria for Independent Directors are mentioned in the Report of the Board of Directors.

All Independent Directors have given declarations that they meet the criteria of independence as laid down under Section 149(6) of the Act and Regulation 16(1) (b) of the Listing Regulations. In the opinion of the Board and on due assessment, the Independent Directors, fulfil the conditions of independence as specified in the Act and the Listing Regulations.

9. Induction & Training of Board Members

To provide insight into the Company's operations and the roles and responsibilities of Independent Director, the Company periodically familiarises its Independent Directors through various presentations, briefings, meetings, etc.

The details of programmes aimed to provide insights into the Company for familiarisation of Independent Directors with the Company, including their duties in the Company and related matters are available on the website of the Company. The web link for accessing such policy is:

http://www.texinfra.in/pdf/Familiarisation_Programme_for_Independent_Directors.pdf

10. Whistle Blower Policy

The Company believes in promoting ethical behaviour and accordingly there is a mechanism for reporting unethical behaviour, actual or suspected fraud or violation against the Company's Code of Conduct. The objective of the policy is to provide adequate safeguard measures against victimization. The Company has a Whistle Blower Policy under which the employees are free to report any such grievances to Ms Neha Singh, Company Secretary & Compliance Officer of the Company, who has been appointed as the Nodal Officer for this purpose. In appropriate cases, employees may also report to the Chairman of the Audit Committee. No personnel was denied access to the Audit Committee of the Company. The Policy is also placed on the website of the Company. The web link for accessing such policy is: http://www.texinfra.in/pdf/Whistle_Blower_Policy.pdf.

11. Internal Control System

The Internal Control System of the Company is aimed at proper utilization and safeguarding of the Company's resources and to promote operational efficiency. The Internal Auditors of the Company as a part of their audit process periodically carry out a system & process audit to ensure timely redressal of preventive controls. The findings of the Internal Audit and consequent corrective actions initiated and implemented from time to time are placed before the Audit Committee for its

review. The Audit Committee monitors the adequacy of the Internal Control System and the summary of the audit findings.

12. Policy on Material Subsidiary

The Company has a policy to determine its material subsidiary. The policy is also placed on the website of the Company. The web link for accessing such policy is:

http://www.texinfra.in/pdf/Policy_for_Material_Subsidiary_Company.pdf

As on the date of this Report, the Company does not have any material subsidiary.

13. Related Party Transactions

During the year under review, all related party transactions entered into by the Company, were approved by the Audit Committee and were at arm's length and in the ordinary course of business. Prior omnibus approval was obtained for related party transactions which are of repetitive nature and entered in the ordinary course of business and on an arm's length basis.

In line with the requirements of the Act and the Listing Regulations, the Company has in place a Policy on Related Party Transactions.

This Policy is also placed on the website of the Company. The web link for accessing such policy is: http://www.texinfra.in/pdf/RELATED_PARTY_TRANSACTION_POLICY.pdf

14. General Body Meetings

Details of date and time of the Annual General Meeting (AGM) held in the last three years are given below:

Financial Year	Date and time of the AGM	No. of Special Resolutions approved at the AGMs	Venue
2021-22	30 th September 2022 at 3.00 p.m.	1	Held through Video Conferencing/ Other Audio Visual Means. The deemed venue of the Meeting was the Registered Office of the Company at Belgharia, Kolkata- 700056
2020-21	24 th September 2021 at 3.00 p.m.	0	
2019-20	14 th September 2020 at 4:00 p.m.	2	

Whether Special Resolutions

- were put through postal ballot last year
- are proposed to be conducted through postal ballot

No

Yes (for appointment of Mr. Kishor Shah and Ms. Ranjana Tibrawalla as Independent Directors, Mr. P. C. Kejriwal as Non-Executive & Non-Independent Director w.e.f. 12th May 2023 and Mr. Arvind Kumar Chaubey as Manager w.e.f. 28th March 2023)

15. Disclosures

During the FY'23, there are no materially significant related party transactions that may have potential conflict with the interests of the Company at large. Transactions carried out with the related parties are disclosed in Note No. 40 to the Audited Financial Statements.

There were no strictures or penalties imposed either by the Securities and Exchange Board of India or the Stock Exchanges or any other Statutory Authorities for non-compliance of any matter related to the Capital Market during the last three years except for the delay in appointment of Company Secretary. The Company had received letters from BSE Limited & National Stock Exchange of India Limited levying fine in respect of the said matter. The Company has explained the Stock Exchanges that unexpected lockdown situation triggered by COVID-19 pandemic, had resulted in such delay of new appointment. The Company has also made necessary applications to the Stock Exchanges to consider its request for waiving off the fine imposed. BSE Limited had duly considered the said request.

The Company does not qualify as Large Corporate as on 31st March 2023 as per the criteria specified in the SEBI circular no. SEBI/HO/DDHS/CIR/P/2018/144 dated 26th November 2018.

Management Discussion and Analysis Report forms part of the Annual Report.

Further, the disclosures in relation to the Sexual Harassment of Women at Workplace (Prevention, Prohibition and Redressal) Act, 2013 is mentioned in the Report of the Board of Directors.

16. Reconciliation of Share Capital Audit Report

A practicing Chartered Accountant carried out Quarterly Share Capital Audit to reconcile the total admitted Equity Share Capital with National Securities Depository Limited (NSDL) and Central Depository Services (India) Limited (CDSL) and the total issued and listed Equity Share Capital. The audit confirms that the total issued / paid up Equity Share Capital of the Company is in agreement with the total number of Equity Shares in physical form and total number of Equity Shares in dematerialised form held with NSDL and CDSL.

17. Means of Communication

The Financial Results as taken on record and approved by the Board of Directors of the Company are published generally in English and Vernacular newspapers namely The Financial Express and Aajkaal. These results are sent immediately to the Stock Exchanges on which the Equity Shares of the Company are listed. These results are also posted on the Company's website www.texinfra.in.

18. General Shareholder Information

AGM : Date, Time & Venue	Monday, 25th September 2023 at 2:30 p.m. (IST) The AGM will be conducted through Video Conferencing/ Other Audio Visual Means. The venue of the Meeting shall be deemed to be the Registered Office of the Company at Belgharia, Kolkata 700056
Financial Calendar (Tentative)	1 st April 2023 to 31 st March 2024 First Quarter Results – First week of August 2023. Second Quarter Results – First week of November 2023. Third Quarter Results – First week of February 2024 Results for the year ending 31 st March 2024- Last week of May 2024
Date of Book Closure	Tuesday, 19th September 2023 to Monday, 25th September 2023 (both days inclusive).
Dividend Payment Date	Mid October 2023
Listing on Stock Exchanges	National Stock Exchange of India Ltd., Exchange Plaza, C-1, Block G, Bandra Kurla Complex, Bandra (E) Mumbai – 400 051 BSE Limited, P. J. Towers, Dalal Street, Mumbai – 400 001 The Company has paid listing fees for the period 1 st April 2023 to 31 st March 2024.

CIN of the Company	L70101WB1939PLC009800
Stock Code National Stock Exchange of India Limited BSE Limited Demat ISIN No. for NSDL/CDSL	TEXINFRA 505400 INE 435C01024
Credit Ratings obtained by the Company	CARE Ratings Limited has assigned a credit rating of CARE BBB+; Stable (Triple B Plus; Outlook: Stable) to the Long Term Bank Facilities.

High / Low market prices of the Company's Equity Shares of Re.1/- each traded on National Stock Exchange of India Limited and BSE Limited during the period April 2022 to March 2023 are furnished below:

Period	National Stock Exchange of India Limited		BSE Limited	
	High (₹)	Low (₹)	High (₹)	Low (₹)
April 2022	82.70	57.05	82.25	57.15
May 2022	75.90	60.70	75.45	61.40
June 2022	67.10	57.00	66.95	57.45
July 2022	63.20	57.75	63.20	57.30
August 2022	62.75	56.30	62.45	57.00
September 2022	71.00	57.05	70.90	55.25
October 2022	64.90	59.10	65.00	58.75
November 2022	67.95	58.45	68.15	58.10
December 2022	67.00	52.60	66.95	54.45
January 2023	61.20	54.55	61.10	54.85
February 2023	59.80	49.10	63.00	49.50
March 2023	56.45	47.55	57.90	47.10

Registrar & Share Transfer Agent (RTA)

M/s. KFin Technologies Limited
Selenium Tower B,
Plot No.31 & 32, Gachibowli Financial District,
Nanakramguda, Hyderabad – 500032

Toll Free No.: 1800 309 4001

E-mail: inward.ris@kfintech.com

Website: <https://www.kfintech.com/>

Share Transfer System

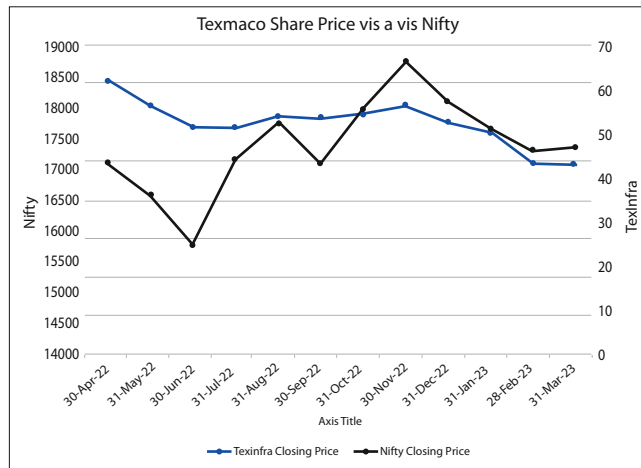
In terms of the Listing Regulation, as amended from time to time, transfer, transmission and transposition of Securities shall be effected only in dematerialised form. Further, in terms of SEBI Circular No. SEBI/HO/MIRSD/MIRSD_RTAMB/P/CIR/2022/8 dated 25th January 2022, the Company shall issue shares in demat form while processing service requests for transmission, issue of duplicate certificates, transposition, renewal, splitting, consolidation of share certificate, etc.

Distribution of Shareholding as on 31st March 2023

No. of Equity Shares held	No. of Folios	%	No. of Equity Shares	%
Upto 5000	16269	97.82	4963399	3.90
5001 to 10000	160	0.96	1196547	0.94
10001 to 20000	81	0.49	1189859	0.93
20001 to 30000	31	0.19	753382	0.59
30001 to 40000	13	0.08	442117	0.35
40001 to 50000	13	0.08	604154	0.47
50001 to 100000	21	0.13	1493138	1.17
100001 and above	42	0.25	11678394	91.65
Grand Total	16630	100.00	127426590	100.00

Shareholding Pattern as on 31st March 2023

Category	No. of Equity Shares	%
Promoters	83042219	65.17
Banks, Insurance Cos., and FIs	14010	0.01
NRI / OCB/FIIs	1533186	1.20
Bodies Corporate	14019209	11.00
Indian Public	27673836	21.72
Others	1144130	0.90
Total	127426590	100.00



Dematerialisation of Equity Shares as on 31st March 2023 and Liquidity

The Company's Equity Shares are compulsorily traded in dematerialised form and are available for trading on both the Depositories in India – NSDL and CDSL. 12,67,77,375 Equity Shares of the Company representing 99.49 % of the Company's Equity Share Capital are in the dematerialised form on NSDL and CDSL as on 31st March 2023.

Statutory Auditors

During the FY'23, the Company and its subsidiaries had paid ₹5.04 Lakhs on consolidated basis to the Statutory Auditors.

Code of Conduct and Ethics and Insider Trading:

The Company has adopted a Code of Conduct and Ethics (Code) for the Board and Senior Management Personnel of the Company. The essence of the code is to conduct the business of the Company in an honest, fair and ethical manner, in compliance with the applicable laws and in a way that excludes considerations for personal advantage.

All Directors and Senior Management Personnel have affirmed compliance with the Code and a declaration to this effect, signed by the CE & Manager, is attached to this report.

The Company has also adopted the Code in accordance with the Securities and Exchange Board of India (Prohibition of Insider Trading) Regulations, 2015, prohibiting Insider Trading in the Equity Shares of the Company.

Location of the Plant

The Company's Hydel Power Plant is located at Neora, Dist: Kalimpong, West Bengal.

Address for Correspondence	Shareholders may contact Ms Neha Singh, Company Secretary & Compliance Officer at the Registered Office of the Company for any assistance. Telephone No: (033) 2569-1500 E-mail : neha.singh@texmaco.in Shareholders holding Equity Shares in Electronic mode should address all their correspondence concerning their respective Depository Participants directly with them.
-----------------------------------	--

Investor Education and Protection Fund (IEPF)

Information under Sections 124 and 125 of the Act, read with the Investor Education and Protection Fund Authority (Accounting, Audit, Transfer and Refund) Rules, 2016 ('IEPF Rules') as specified thereunder in respect of Unclaimed Dividend, when due for transfer to the said Fund, is given below:

Financial year ended	Date of declaration of Dividend	Last date for claiming Un-paid Dividend
31.03.2022	30.09.2022	02.11.2029
31.03.2021	24.09.2021	25.10.2028
31.03.2020	14.09.2020	17.10.2027
31.03.2019	09.09.2019	14.10.2026
31.03.2018	04.09.2018	10.10.2025
31.03.2017	16.09.2017	21.10.2024
31.03.2016	26.09.2016	02.11.2023

Further, the IEPF Rules mandate the transfer of Equity Shares of Shareholders whose dividends remain unpaid / unclaimed for a continuous period of seven (7) years to the demat account of IEPF Authority. Communications are being sent to the concerned Shareholders advising them to write to RTA or to the Company to claim unclaimed dividend. Members may note that the Equity Shares as well as Unclaimed Dividends transferred to IEPF Authority can be claimed back as per the procedure prescribed under the IEPF Rules, which is also available on the website of the Company www.texinfra.in.

Secretarial Compliance Report:

Messrs S. R. & Associates, Practicing Company Secretaries and the Secretarial Auditor of the Company has submitted the Secretarial Compliance Report for the year ended 31st March 2023 to the Company, in terms of the Listing Regulations.

19. Adoption of mandatory and non-mandatory requirements of the SEBI (Listing Obligations and Disclosure Requirements) Regulations, 2015

The Company has complied with the applicable mandatory requirements specified in Regulations 17 to 27 and clauses (b) to (i) of sub - regulation (2) of Regulation 46 under the Listing Regulations and has adopted the following non-mandatory requirements:

(i) The Board:

The Company is headed by a Non – executive Chairman.

(ii) Shareholder Rights:

The official news release and other related information, if any, are displayed on the website of the Company. These are not sent individually to the shareholders.

(iii) Modified / Unmodified opinion(s) in audit report:

The Statutory Auditors have given their Report with unmodified opinion on the Company's Financial Statements for the year ended 31st March 2023.

(iv) Reporting of Internal Auditor:

The Internal Auditor may report directly to the Audit Committee as and when required.

20. Certificate from Practicing Company Secretary

A Certificate from Messrs. S. R. Associates, Practicing Company Secretaries, has been obtained confirming that none of the Directors on the Board of the Company have been debarred or disqualified from being appointed or continuing as directors of companies by the Securities and Exchange Board of India / Ministry of Corporate Affairs or any such Statutory Authority. The aforementioned certificate is attached to this Report.

21. CE / Manager and CFO Certification

The CE / Manager and the CFO of the Company has given a certificate to the Board confirming the correctness of the Financial Statements and adequacy of the internal control measures in terms of the Listing Regulations, which is attached to this Report.

22. Retirement of Director by rotation and reappointment

Mr. Saroj Kumar Poddar, Non - Executive Director & Chairman of the Company, who is liable to retire by rotation at the forthcoming Annual General Meeting ('AGM'), has expressed his unwillingness to seek re-appointment and correspondingly he will cease to be a Director w.e.f. the conclusion of the forthcoming AGM. On unanimous request of Board of Directors, Mr. Poddar accepted to be Chairman Emeritus from the date of his ceasing to be Chairman of the Board.

Declaration by the CE and the Manager

To the Members

Texmaco Infrastructure & Holdings Limited

In compliance with the requirements under the Securities and Exchange Board of India (Listing Obligations and Disclosure Requirements) Regulations, 2015 relating to the Corporate Governance, we confirm that, on the basis of confirmations / declarations received, all the Directors and Senior Management Personnel of the Company have complied with the Code of Conduct and Ethics as adopted by the Board of Directors of the Company.

For Texmaco Infrastructure & Holdings Limited

Place: Kolkata

Dated: 12th May 2023

Gaurav Agarwala
CE (Neora div.)

Arvind Kumar Chaubey
Manager

Certificate of Non-Disqualification of Directors

[pursuant to Regulation 34(3) and Schedule V Para C clause (10)(i) of
the Securities and Exchange Board of India (Listing Obligations and Disclosure Requirements) Regulations, 2015]

To,

The Members

M/s Texmaco Infrastructure & Holdings Limited

Belgharia, Kolkata-700056

We have examined the relevant registers, records, forms, returns and disclosures received from the Directors of **M/s TEXMACO INFRASTRUCTURE & HOLDINGS LIMITED** having CIN : L70101WB1939PLC009800 and having registered office at Belgharia Kolkata-700056 (hereinafter referred to as 'the Company'), produced before us by the Company for the purpose of issuing this Certificate, in accordance with Regulation 34(3) read with Schedule V Para C sub clause 10(i) of the Securities and Exchange Board of India (Listing Obligations and Disclosure Requirements) Regulations, 2015.

In our opinion and to the best of our information and according to the verifications [including Directors Identification Number (DIN) status at the portal www.mca.gov.in] as considered necessary and explanations furnished to us by the Company & its officers, we hereby certify that none of the Directors on the Board of the Company as stated below for the Financial Year ended 31st March 2023 have been debarred or disqualified from being appointed or continuing as Directors of Companies by the Securities and Exchange Board of India, Ministry of Corporate Affairs, or any such other Statutory Authority.

Sl. No.	Name of Directors	DIN	Date of Appointment in the Company
1.	S. K. Poddar	00008654	14-02-1991
2.	Utsav Parekh [*]	00027642	25-09-2010
3.	S. K. Rungta	00053824	07-11-2015
4.	D.R. Kaarthikeyan	00327907	25-07-2016
5.	Ravi Todi	00080388	14-05-2021
6.	Jyotsna Poddar	00055736	20-03-2015
7.	Akshay Poddar	00008686	11-09-2008
8.	Athar Shahab	01824891	07-02-2022
9.	Ramya Hariharan [^]	06928511	11-05-2020

^{*}Resigned w.e.f. 2nd November 2022

[^]Resigned w.e.f. 2nd March 2023

Ensuring the eligibility of for the appointment / continuity of every Director on the Board is the responsibility of the Management of the Company. Our responsibility is to express an opinion on these based on our verification. This certificate is neither an assurance as to the future viability of the Company nor of the efficiency or effectiveness with which the Management has conducted the affairs of the Company.

For S R & Associates
Company Secretaries

Pawan Kumar Anchalia
Practising Company Secretary
FCS 8789; C.P. No.: 8881
UDIN:F008789E000298617

Place: Kolkata
Dated: 12th May 2023

CE/Manager and CFO Certification

We certify that:

- a. we have reviewed Financial Statements and Cash Flow Statements for the year ended 31st March 2023 and that to the best of our knowledge and belief:
 - (1) these statements do not contain any materially untrue statement or omit any material fact or contain statements that might be misleading;
 - (2) these statements together present a true and fair view of the listed entity's affairs and are in compliance with the existing accounting standards, applicable laws and regulations.
- b. there are, to the best of our knowledge and belief, no transactions entered into by the Company during the year which are fraudulent, illegal or violative of the Company's code of conduct;
- c. we accept responsibility for establishing and maintaining internal controls for financial reporting and that we have evaluated the effectiveness of internal control systems of the Company pertaining to financial reporting. During the year, we have not come across any reportable instances relating to deficiencies in design or operation of such internal controls;
- d. we have indicated to the Auditors and the Audit Committee:
 - (1) that there are no significant changes in internal control over financial reporting during the year;
 - (2) that there are no significant changes in accounting policies during the year; and
 - (3) that there are no instances of significant fraud of which we have become aware.

For Texmaco Infrastructure & Holdings Limited

Place: Kolkata
Dated: 12th May 2023

Gaurav Agarwala
CE (Neora div.)

Arvind Kumar Chaubey
Manager

Ganesh Gupta
Chief Financial Officer

Auditor's Certificate on Corporate Governance

To
The Members

Texmaco Infrastructure & Holdings Limited

1. We, L. B. Jha & Co., Chartered Accountants, the Statutory Auditors of Texmaco Infrastructure & Holdings Limited ('the Company'), have examined the compliance of conditions of Corporate Governance by the Company, for the year ended on 31st March 2023, as stipulated in Regulations 17 to 27 and clauses (b) to (i) of Regulation 46(2) and para C and D of Schedule V of the SEBI (Listing Obligations and Disclosure Requirements) Regulations, 2015 ('Listing Regulations').

Management's Responsibility

2. The compliance of conditions of Corporate Governance is the responsibility of the Management. This responsibility includes the design, implementation and maintenance of internal control and procedures to ensure the compliance with the conditions of the Corporate Governance stipulated in Listing Regulations.

Auditor's Responsibility

3. Our responsibility is limited to examining the procedures and implementation thereof, adopted by the Company for ensuring compliance with the conditions of the Corporate Governance. It is neither an audit nor an expression of opinion on the financial statements of the Company.
4. We have examined the Books of Accounts and other relevant records and documents maintained by the Company for the purpose of providing reasonable assurance on the compliance with Corporate Governance requirements by the Company.
5. We have carried out an examination of the relevant records of the Company in accordance with the Guidance Note on Certification of Corporate Governance issued by the Institute of the Chartered Accountants of India (the ICAI), the Standards on Auditing specified under Section 143(10) of the Companies Act 2013, in so far as applicable for the purpose of this certificate and as per the Guidance Note on Reports or Certificates for Special Purposes issued by the ICAI which requires that we comply with the ethical requirements of the Code of Ethics issued by the ICAI.
6. We have complied with the relevant applicable requirements of the Standard on Quality Control (SQC) 1, Quality Control for Firms that Perform Audits and Reviews of Historical Financial Information, and Other Assurance and Related Services Engagements.

Opinion

7. In our opinion and to the best of our information and according to explanations given to us, we certify that the Company has complied with the conditions of Corporate Governance as stipulated in the above-mentioned Listing Regulations.
8. We state that such compliance is neither an assurance as to the future viability of the Company nor the efficiency or effectiveness with which the Management has conducted the affairs of the Company.

For L.B. Jha & Co.,
Chartered Accountants
(Registration number: 301088E)

(D. N. Roy)
Partner
(Membership number: 300389)
UDIN: 23300389BGWCHH9072

Place: Kolkata
Date: 12th May 2023

Independent Auditor's Report

To
The Members
Texmaco Infrastructure & holdings Limited

Report on the Audit of the Standalone Financial Statements

Opinion

We have audited the accompanying standalone financial statements of TEXMACO INFRASTRUCTURE & HOLDINGS LIMITED ("the Company"), which comprise the Balance Sheet as at 31st March 2023, the Statement of Profit and Loss (including Other Comprehensive Income), the Statement of Cash Flows, the Statement of Changes in Equity and notes to the financial statements for the year then ended on that date including a summary of significant accounting policies and other explanatory information (herein after referred to as "Standalone Financial Statements").

In our opinion and to the best of our information and according to the explanations given to us, the aforesaid standalone financial statements give the information required by the Companies Act, 2013 ("the Act") in the manner so required and give a true and fair view in conformity with the accounting principles generally accepted in India, of the state of affairs of the Company as at March 31, 2023, its loss (including Other Comprehensive Income), changes in equity and its cash flows for the year ended on that date.

Basis for Opinion

We conducted our audit in accordance with the Standards on Auditing (SAs) specified under section 143(10) of the Act. Our responsibilities under those Standards are further described in the Auditor's Responsibilities for the Audit of the Financial Statements section of our report. We are independent of the Company in accordance with the Code of Ethics issued by the Institute of Chartered Accountants of India together with the ethical requirements that are relevant to our audit of the standalone financial statements under the provisions of the Act and the Rules thereunder, and we have fulfilled our other ethical responsibilities in accordance with these requirements and the Code of Ethics. We believe that the audit evidence we have obtained is sufficient and appropriate to provide a basis for our opinion.

Key Audit Matters

Key Audit Matters are those matters that, in our professional judgment, were of most significance in our audit of the standalone financial statements of the current period. These matters were addressed in the context of our audit of the standalone financial statements as a whole, and in forming our opinion thereon, and we do not provide a separate opinion on these matters. We have determined the matters described below to be the key audit matters to be communicated in our report.

Key Audit Matter	Procedures Performed
<p>Investment (Note No. 4 & 9)</p> <p>Investments include investments made by the Company in various quoted and unquoted equity shares, mutual funds and preference share of subsidiaries, associates and others.</p> <p>These investments constitute 67% of the Company's total assets.</p> <p>The valuation of each category of the aforesaid securities is to be done as per the provisions of Ind AS which involves collection of data/information from various sources such as rates quoted on BSE / NSE, Demat statement, financial statements of unlisted companies etc. Considering the complexities and extent of judgement involved in the valuation, this has been determined as Key Audit Matter.</p>	<p>Principal Audit Procedures</p> <p>We have verified these investments with reference to the provisions of Ind AS and also internal policies and procedure of the Company as follows:</p> <ol style="list-style-type: none"> Carried out evaluation of the design and operating effectiveness of the internal controls and performed substantive audit procedures. Assessed and evaluated the process adopted for collection of information from various sources for determining fair value of these investments. Verified compliance with the presentation and disclosure requirements as per Ind AS and the Companies Act, 2013. This test was conducted for the entire population. <p>Based on the above procedures performed, we observed the management's valuation assessment to be reasonable.</p>

Other Information

The Company's Board of Directors is responsible for the other information. The other information comprises the information included in the Management Discussion and Analysis; Board's Report including Annexures to Board Report, Corporate Governance and Shareholders' Information but does not include the standalone financial statements and our auditor's report thereon. The aforesaid documents are expected to be made available to us after the date of this auditor's report.

Our opinion on the standalone financial statements does not cover the other information and we do not express any form of assurance conclusion thereon.

In connection with our audit of the standalone financial statements, our responsibility is to read the other information when it becomes available and, in doing so, consider whether the other information is materially inconsistent with the standalone financial statements or our knowledge obtained in the audit, or otherwise appears to be materially misstated.

When we read the aforesaid documents, if we conclude that there is a material misstatement therein, we are required to communicate the matters to those charged with governance.

Management's Responsibility for the Standalone Financial Statements

The Company's Board of Directors is responsible for the matters stated in section 134(5) of the Companies Act, 2013 ("the Act") with respect to the preparation of these standalone financial statements that give a true and fair view of the financial position, financial performance, changes in equity and cash flows of the Company in accordance with the accounting principles generally accepted in India, including the accounting Standards specified under section 133 of the Act. This responsibility also includes maintenance of adequate accounting records in accordance with the provisions of the Act for safeguarding of the assets of the Company and for preventing and detecting frauds and other irregularities; selection and application of appropriate accounting policies; making judgments and estimates that are reasonable and prudent; and design, implementation and maintenance of adequate internal financial controls, that were operating effectively for ensuring the accuracy and completeness of the accounting records, relevant to the preparation and presentation of the financial statement that give a true and fair view and are free from material misstatement, whether due to fraud or error.

In preparing the financial statements, management is responsible for assessing the Company's ability to continue as a going concern, disclosing, as applicable, matters related to going concern and using the going concern basis of accounting unless management either intends to liquidate the Company or to cease operations, or has no realistic alternative but to do so.

The Board of Directors are also responsible for overseeing the company's financial reporting process.

Auditor's Responsibility for the Audit of the Financial Statements

Our objectives are to obtain reasonable assurance about whether the financial statements as a whole are free from material misstatement, whether due to fraud or error, and to issue an auditor's report that includes our opinion. Reasonable assurance is a high level of assurance, but is not a guarantee that an audit conducted in accordance with SAs will always detect a material misstatement when it exists. Misstatements can arise from fraud or error and are considered material if, individually or in the aggregate, they could reasonably be expected to influence the economic decisions of users taken on the basis of these financial statements.

As part of an audit in accordance with SAs, we exercise professional judgment and maintain professional skepticism throughout the audit. We also:

- Identify and assess the risks of material misstatement of the financial statements, whether due to fraud or error, design and perform audit procedures responsive to those risks, and obtain audit evidence that is sufficient and appropriate to provide a basis for our opinion. The risk of not detecting a material misstatement resulting from fraud is higher than for one resulting from error, as fraud may involve collusion, forgery, intentional omissions, misrepresentations, or the override of internal control.
- Obtained an understanding of internal control relevant to the audit in order to design audit procedures that are appropriate in the circumstances. Under Section 143(3) (i) of the Companies Act, 2013, we are also responsible for expressing our opinion on whether the company has adequate internal financial controls system in place and the operating effectiveness of such controls.
- Evaluate the appropriateness of accounting policies used and the reasonableness of accounting estimates and related disclosures made by management.
- Conclude on the appropriateness of management's use of the going concern basis of accounting and, based on the audit evidence obtained, whether a material uncertainty exists related to events or conditions that may cast significant doubt on the Company's ability to continue as a going concern. If we conclude that a material uncertainty exists, we are required to draw attention in our auditor's report to the related disclosures in the financial statements or, if such disclosures are inadequate, to modify our opinion. Our conclusions are based on the audit evidence obtained up to the date of our auditor's report. However, future events or conditions may cause the Company to cease to continue as a going concern.

- Evaluate the overall presentation, structure and content of the financial statements, including the disclosures, and whether the financial statements represent the underlying transactions and events in a manner that achieves fair presentation.

We communicate with those charged with governance regarding, among other matters, the planned scope and timing of the audit and significant audit findings, including any significant deficiencies in internal control that we identify during our audit.

We also provide those charged with governance with a statement that we have complied with relevant ethical requirements regarding independence, and to communicate with them all relationships and other matters that may reasonably be thought to bear on our independence, and where applicable, related safeguards.

From the matters communicated with those charged with governance, we determine those matters that were of most significance in the audit of the financial statements of the current period and are therefore the key audit matters. We describe these matters in our auditor's report unless law or regulation precludes public disclosure about the matters or when we determine that a matter should not be communicated in our report because the adverse consequences of doing so would reasonably be expected to outweigh the public interest benefits of such communication.

Materiality is the magnitude of misstatements in the standalone financial statements that, individually or in aggregate, makes it probable that the economic decisions of a reasonably knowledgeable user of the financial statements may be influenced. We consider quantitative materiality and qualitative factors in (i) planning the scope of our audit work and in evaluating the results of our work; and (ii) to evaluate the effect of any identified misstatements in the financial statements.

Other Matters

The Comparative financial information of the Company for the year ended 31st March, 2022 included in these Ind AS financial Statements, is based on the Ind AS financial statement for the year ended 31st March, 2022 which were audited by the Predecessor auditor who expressed an unmodified opinion on those statements.

Report on Other Legal and Regulatory Requirements

As required by the Companies (Auditor's Report) Order, 2020 ("the Order") issued by the Central Government of India in terms of sub-section (11) of section 143 of the Act, we give in the Annexure-A, a statement on the matters specified in paragraphs 3 and 4 of the Order, to the extent applicable.

As required by Section 143 (3) of the Act, we report that:

- (a) We have sought and obtained all the information and explanations which to the best of our knowledge and belief

were necessary for the purposes of our audit.

- (b) In our opinion, proper books of account as required by law have been kept by the Company so far as it appears from our examination of those books.
- (c) The Balance Sheet, the Statement of Profit and Loss (including other comprehensive income) and the Cash Flow Statement, Statement of Changes in Equity dealt with by this report are in agreement with the books of account and with the returns received from the unit not visited by us.
- (d) In our opinion, the aforesaid standalone financial statements comply with the Accounting Standards specified under Section 133 of the Act, read with Rule 7 of the Companies (Accounts) Rules, 2014.
- (e) On the basis of the written representations received from the directors as on 31st March, 2023 taken on record by the Board of Directors, none of the directors is disqualified as on 31st March, 2023 from being appointed as a director in terms of Section 164 (2) of the Act;
- (f) With respect to the adequacy of the internal financial controls over financial reporting of the Company and the operating effectiveness of such controls, refer to our separate Report in "Annexure B".
- (g) With respect to the other matters to be included in the Auditor's Report in accordance with the requirements of section 197(16) of the Act, as amended:

According to the information and explanations given to us and the records of the company examined by us, the total managerial remuneration paid as reflected in the financial statements for the year ended 31st March 2023 is in accordance with the requisite approvals mandated by the provisions of section 197 read with Schedule V to the Act, as applicable.

- (h) With respect to the other matters to be included in the Auditor's Report in accordance with Rule 11 of the Companies (Audit and Auditors) Rules, 2014, in our opinion and to the best of our information and according to the explanations given to us:
 - a. The Company has disclosed the impact of pending litigations on its financial position in its financial statements – Refer Note 36 of the standalone financial statements.
 - b. The Company did not have any long-term contracts including derivative contracts for which there were any material foreseeable losses.
 - c. There has been no delay in transferring amounts, required to be transferred, to the Investor Education and Protection Fund by the Company.

- d. (i) The Management has represented that, to the best of its knowledge and belief, no funds (which are material either individually or in the aggregate) have been advanced or loaned or invested (either from borrowed funds or share premium or any other sources or kind of funds) by the Company to or in any other person or entity, including foreign entity ("Intermediaries"), with the understanding, whether recorded in writing or otherwise, that the Intermediary shall, whether, directly or indirectly lend or invest in other persons or entities identified in any manner whatsoever by or on behalf of the Company ("Ultimate Beneficiaries") or provide any guarantee, security or the like on behalf of the Ultimate Beneficiaries;
- (ii) The Management has represented, that, to the best of its knowledge and belief, no funds (which are material either individually or in the aggregate) have been received by the Company from any person or entity, including foreign entity ("Funding Parties"), with the understanding, whether recorded in writing or otherwise, that the Company shall, whether, directly or indirectly, lend or invest in other persons or entities identified in any manner whatsoever by or on behalf of the Funding Party ("Ultimate Beneficiaries") or provide any guarantee, security or the like on behalf of the Ultimate Beneficiaries;
- (iii) Based on the audit procedures that have been considered reasonable and appropriate in the circumstances, nothing has come to our notice that has caused us to believe that the representations under sub-clause (i) and (ii) of Rule 11(e), as provided under (i) and (ii) above, contain any material misstatement.
- e. (i) The final dividend proposed in the previous year, declared and paid by the Company during the year is in accordance with Section 123 of the Act, as applicable.
- (ii) The Company has neither declared nor paid any interim dividend during the year.
- (iii) The Board of Directors of the Company have proposed final dividend for the year which is subject to the approval of the members at the ensuing Annual General Meeting. The amount of dividend proposed is in accordance with section 123 of the Act, as applicable.
- (iv) Proviso to Rule 3(1) of the Companies (Accounts) Rules, 2014 for maintaining books of account using accounting software which has a feature of recording audit trail (edit log) facility is applicable to the Company with effect from April 1, 2023, and accordingly, reporting under Rule 11(g) of Companies (Audit and Auditors) Rules, 2014 is not applicable for the financial year ended March 31, 2023.

For L. B. Jha & Co.

Chartered Accountants
Firm Registration No: 301088E

(CA. DN Roy)

Partner

Membership No. 300389
UDIN:23300389BGWCHD2375

Place: Kolkata
Date: 12th May 2023

“Annexure- A” to the Independent Auditor's Report to the Members of Texmaco Infrastructure & Holdings Limited [referred to in Paragraph 18 of The Auditors' Report of Even Date]

(₹ in lakhs)

i.(a) (A) The Company has maintained proper records showing full particulars including quantitative details and situation of Property, plant and Equipment.

(B) The Company has maintained proper records showing full particulars of intangible assets.

(b) As explained to us, the company has a system of verifying all its major Property, Plant & Equipment over a period of three years. The Property, Plant and Equipment so scheduled for verification during this year have been physically verified. The discrepancies noticed on such verification were not material and have been properly dealt with in the books of accounts.

(c) According to the information and explanations given to us and the records of the Company examined by us, the title deeds of the immovable properties of the Company are held in the name of the Company except the immovable properties where the company is the lessee and the lease agreements are duly executed in favour of the lessee.

(e) According to the information and explanations given to us and the records of the company examined by us, the Company has not revalued any of its Property, Plant and Equipment or Intangible assets during the year.

(f) According to the information and explanations given to us, no proceeding have been initiated during the year or are pending against the Company as at March 31, 2023 for holding any benami property under the Benami Transactions (Prohibition) Act, 1988 (as amended in 2016) and rules made thereunder.

ii. (a) The inventory has been physically verified by the management during the year. The discrepancies noticed on physical verification of inventory as compared to book records were not material and have been properly dealt with in the books of account. In our opinion, the frequency of verification is reasonable.

(b) According to the information and explanations given to us and the records of the company examined by us, the Company has not been sanctioned working capital limits in excess of five crore rupees, in aggregate, from banks or financial institutions on the basis of security of current assets; hence reporting under this clause is not applicable.

iii. (a) According to the information and explanations given to us and based on the audit procedures conducted by us, the Company has granted unsecured loans to subsidiaries and associate companies, which are parties covered in the register maintained under section 189 of the Companies Act, 2013. Details are given below.

(A) Relationship with the Company	Aggregate amount given during the year (Rs. in Lakhs) (excluding interest)	Balance outstanding at the balance sheet data (Rs. in Lakhs) (excluding interest)
Subsidiaries	-	907.25

(B) According to the information and explanations given to us and based on the audit procedures conducted by us, the Company has granted unsecured loans to parties other than subsidiary companies and associates as below:

(₹ in lakhs)

Aggregate amount given during the year (Rs. in Lakhs) (excluding interest)	Balance outstanding at the balance sheet data (Rs. in Lakhs) (excluding interest)
830	4024.82

(b) As the Company is charging interest against these loans; the terms and conditions of these loans in our opinion are not prima-facie prejudicial to the interests of the Company.

(c) There is no stipulation regarding recovery of loans as these loans are repayable on demand.

(d) The aforesaid loans being repayable on demand, there is no amount overdue for more than ninety days in respect of recovery of principal and interest of the above loans.

(e) Since all the above loans are repayable on demand, reporting under this clause is not applicable.

(f) According to information and explanation given to us and records of the Company examined by us, details of loans repayable on demands are as per below given

	Other Parties	Promoters	Related Parties
Aggregate amount of loans/ advances in nature of loans			
- Repayable on demand (A)	3524.82		1407.25
- Agreement does not specify any terms or period of repayment (B)			
Total (A+B)	3524.82		1407.25
Percentage of loans/ advances in nature of loans to the total loans	71%		29%

- iv. According to the information and explanations given to us and the records of the Company examined by us, the provisions of section 185 and 186 of the Companies Act, 2013, have been complied with in respect of loans, investments guarantees and securities given by the Company.
- v. The Company has not accepted any deposits or amounts which are deemed to be deposits within the meaning of Sections 73 to 76 of the Act and the rules framed there under. Further, no orders have been passed by Company Law Board or National Company Law Tribunal or Reserve Bank of India or any court or any other tribunal which could impact the Company.
- vi. The Central Government has not specified maintenance of cost records under section 148(1) of the Companies Act, 2013 for any products of the Company except for generation of hydro-electric power in respect of its unit Neora Hydro. We have broadly reviewed the books of account and records maintained by the Company pursuant to the rules prescribed by the Central Government for maintenance of cost records and we are of the opinion that prima facie the prescribed accounts and records have been made and maintained. We have not, however, carried out any detailed examination of such records and accounts.
- vii. (a) According to the information and explanations given to us and the records of the Company examined by us, in our opinion, the Company is regular in depositing the undisputed statutory dues including provident fund, employees' state insurance, income-tax, duty of customs, goods and services tax, cess and any other statutory dues, as applicable, with the appropriate authorities.
(b) According to the information and explanations given to us and the records of the Company examined by us, there are no dues of Customs, Central Excise, Service Tax, Entry Tax, Income Tax and Value Added Tax outstanding on account of dispute.
- viii. There were no transactions relating to previously unrecorded income that have been surrendered or disclosed as income during the year in the tax assessments under the Income Tax Act, 1961 (43 of 1961).
- ix. (a) According to the information and explanations given to us and the records of the Company examined by us, the Company has not defaulted in repayment of loans or in the payment of interest to lenders during the year.
(b) The Company has not been declared wilful defaulter by any bank or financial institution or government or any government authority.
(c) According to the information and explanations given to us the Company has applied the term loans for the purpose for which the loans were obtained.
- x. (d) On an overall examination of the financial statements of the Company, funds raised on short-term basis have, prima facie, not been used during the year for long-term purposes by the Company.
(e) According to the information and explanations given to us the Company has not taken any funds from any entity or person on account of or to meet the obligations of its subsidiaries, associates or joint ventures, hence reporting under this clause is not applicable.
(f) According to the information and explanations given to us the Company has not raised loans during the year on the pledge of securities held in its any subsidiaries, associates or joint ventures, hence reporting under this clause is not applicable.
- xi. (a) The Company has not raised moneys by way of initial public offer or further public offer (including debt instruments) during the year and hence reporting under this clause is not applicable.
(b) During the year, the Company has not made any preferential allotment or private placement of shares or convertible debentures (fully or partly or optionally) and hence reporting under this clause is not applicable.
(c) During the course of our examination of the books and records of the Company, carried out in accordance with the generally accepted auditing practices in India, and according to the information and explanations given to us, we have neither come across any instance of fraud on or by the Company, noticed or reported during the year, nor have we been informed of such case by the management.
(d) No report under sub-section (12) of section 143 of the Companies Act has been filed in Form ADT-4 as prescribed under rule 13 of Companies (Audit and Auditors) Rules, 2014 with the Central Government, during the year and up to the date of this report.
(e) According to the information and explanations given to us and the records of the Company examined by us, the Company has not received any complaints from any whistle-blower during the year (and up to the date of this report) and hence reporting under this clause is not applicable.
- xii. The Company is not a Nidhi Company and hence reporting under this clause is not applicable.
- xiii. According to the information and explanations given to us and the records of the Company examined by us, the company has complied with the requirements of sections 177 and 188 of the Act with respect to its transactions with the related parties. Pursuant to the requirement of the applicable Accounting Standard, details of the related party transactions have been disclosed in Note 1.40 of the standalone financial statements for the year under audit.

- xiv. (a) In our opinion the Company has an adequate internal audit system commensurate with the size and the nature of its business.
- (b) We have considered the internal audit reports for the year under audit, issued to the Company during the year and till date, in determining the nature, timing and extent of our audit procedures.
- xv. In our opinion during the year the Company has not entered into any non-cash transactions with its directors or persons connected with its directors and hence provisions of section 192 of the Companies Act, 2013 are not applicable to the Company.
- xvi. (a) In our opinion, the Company is not required to be registered under section 45-IA of the Reserve Bank of India Act, 1934. Hence, reporting under clauses 3(xvi)(a) & (b) is not applicable.
- (b) In our opinion, there is no core investment company within the Group (as defined in the Core Investment Companies (Reserve Bank) Directions, 2016) and hence reporting under this clause is not applicable.
- xvii. The Company has not incurred cash losses during the current and the immediately preceding financial year.
- xviii. There has been no resignation of the statutory auditors of the Company during the year.
- xix. On the basis of the financial ratios, ageing and expected dates of realization of financial assets and payment of financial liabilities, other information accompanying the financial statements and our knowledge of the Board of Directors and Management plans and based on our examination of the evidence supporting the assumptions,

nothing has come to our attention, which causes us to believe that any material uncertainty exists as on the date of the audit report indicating that Company is not capable of meeting its liabilities existing at the date of balance sheet as and when they fall due within a period of one year from the balance sheet date. We, however, state that this is not an assurance as to the future viability of the Company. We further state that our reporting is based on the facts up to the date of the audit report and we neither give any guarantee nor any assurance that all liabilities falling due within a period of one year from the balance sheet date, will get discharged by the Company as and when they fall due.

- xx. (a) According to information and explanation given to us & (b) and records of the Company examined by us, there is no fund lying unspent, hence reporting under clause 3(XX) (a) & (b) is not applicable.
- xxi. According to information and explanation given to us, and based on reports of components auditors there has been no qualification or adverse report in CARO 2020 in any of the subsidiary, associate and joint venture.

For L. B. Jha & Co.
Chartered Accountants
Firm Registration No: 301088E

(CA. D N Roy)
Partner
Membership No: 300389
UDIN:23300389BGWCHD2375

Place: Kolkata
Date: 12th May 2023

“Annexure- B” to the Independent Auditor's Report to the Members of Texmaco Infrastructure & Holdings Limited
[Referred to in paragraph 19 (f) of the Independent Auditor's Report of even date]

Report on the Internal Financial Control under Clause (i) of Sub –sections 3 of Section 143 of the Companies Act, 2013 (“the Act”)

We have audited the internal financial controls over financial reporting of Texmaco Infrastructure & Holdings Limited (“the Company”) as of 31st March, 2023 in conjunction with our audit of the standalone financial statements of the Company for the year ended on that date.

Management's Responsibility for Internal Financial Control

The Company's management is responsible for establishing and maintaining internal financial control based on the internal control over financial reporting criteria established by the Company considering the essential components of internal control stated in the Guidance Note on Audit of Internal Financial Controls Over Financial Reporting (the “Guidance Note”) issued by the Institute of Chartered Accountants of India (ICAI). These responsibilities include the design, implementation and maintenance of adequate internal financial controls that were operating effectively for ensuring the orderly and efficient conduct of its business, including adherence to company's policies, the safeguarding of its assets, the prevention and detection of frauds and errors, the accuracy and completeness of the accounting records, and the timely preparation of reliable financial information, as required under the Companies Act, 2013.

Auditors' Responsibility

Our responsibility is to express an opinion on the Company's internal financial controls over financial reporting based on our audit. We conducted our audit in accordance with the “Guidance Note” and the Standard on Auditing, issued by ICAI and deemed to be prescribed under section 143(10) of the Act, to the extent applicable. Those Standards and the Guidance Note require that we comply with ethical requirements and plan and perform the audit to obtain reasonable assurance about whether adequate internal financial controls over financial reporting was established and maintained and if such controls operated effectively in all material respects.

Our audit involves performing procedures to obtain audit evidence about the adequacy of the internal financial controls system over financial reporting and their operating effectiveness. Our audit of internal financial controls over financial reporting includes obtaining an understanding of internal financial control over financial reporting, assessing the risk that a material Weakness exists, and testing and evaluating the design and operating effectiveness of internal controls based on the assessed risk. The procedure selected depends on the auditor's judgment, including the assessment of the risk of material misstatement of the financial statement, whether due to fraud or error.

We believe that the audit evidence we have obtained is sufficient and appropriate to provide a basis for our audit opinion on the Company's internal financial controls system over financial reporting.

Meaning of Internal Financial Control over Financial Reporting

A Company's internal financial control over financial reporting is a process designed to provide reasonable assurance regarding the reliability of financial reporting and the preparation of financial statements for external purposes in accordance with generally accepted accounting principles. A Company's internal financial control over financial reporting includes those policies and procedures that:

- 1) Pertain to the maintenance of the records that, in reasonable detail, accurately and fairly reflect the transactions and dispositions of the assets of the company;
- 2) provide reasonable assurance that the transactions are recorded as necessary to permit preparation of financial statements in accordance with generally accepted accounting principles, and that receipts and expenditure of the Company are being made only in accordance with authorization of management and directors of company; and

- 3) provide reasonable assurance regarding prevention or timely detection of unauthorized acquisition, use, or disposition of the Company's assets that could have a material effect on the financial statements.

Inherent Limitations of Internal Financial Control over Financial Reporting

Because of inherent limitation of internal financial control over financial reporting, including the possibility of collusion or improper management override of controls, material misstatements due to errors or fraud may occur and not be detected. Also, projections of any evaluations of the internal financial control over financial reporting to future periods are subject to the risk that the internal financial control over financial reporting may become inadequate because of changes in conditions, or that the degree of compliance with the policies or procedures may deteriorate.

Opinion

In our opinion, the Company has, in all material respect, an adequate internal financial controls system over financial reporting and such internal financial controls over financial reporting were operating effectively as at 31st March 2023, based on the internal control over financial reporting criteria established by the company considering, the essential components of internal control stated in the Guidance Note on Audit of Internal Financial Control Over Financial Reporting, issued by ICAI.

For L.B. Jha & Co.,

Chartered Accountants
(Registration number: 301088E)

(CA. D N Roy)

Partner

Place: Kolkata

Date: 12th May 2023

Membership No. 300389

UDIN:23300389BGWCHD2375

Balance Sheet as at 31st March, 2023

(₹ in Lakhs)

Particulars	Note No.	As at 31.03.2023	As at 31.03.2022
I ASSETS			
(1) Non-current assets			
(a) Property, plant and equipment	3(i)	6,344.19	6,450.10
(b) Capital work-in-progress	3(ii)	634.85	633.24
(c) Right-of-use assets	3(iii)	944.82	706.85
(d) Investment property	3(iv)	5,906.14	6,028.95
(e) Other Intangible assets	3(v)	17.73	24.47
(f) Financial Assets			
(i) Investments	4	44,080.20	47,687.30
(ii) Loans	5	905.25	905.25
(iii) Other financial assets	6	9.53	9.71
(g) Deferred tax assets (net)	7	1,149.58	693.73
(h) Other Non current assets	7A	69.00	68.56
		60,061.29	63,208.16
(2) Current assets			
(a) Inventories	8	6.54	6.74
(b) Financial Assets			
(i) Investments	9	1,729.23	917.63
(ii) Trade receivables	10	35.11	118.92
(iii) Cash and cash equivalents	11	116.59	159.28
(iv) Bank balances other than (iii) above	12	9.73	11.21
(v) Loans	13	4,026.82	4,686.83
(vi) Other financial assets	14	1,611.89	1,474.72
(c) Current tax assets (net)	15	222.74	281.11
(d) Other current assets	16	249.03	283.69
		8,007.68	7,940.13
		68,068.97	71,148.29
TOTAL ASSETS			
II EQUITY AND LIABILITIES			
(1) Equity			
(a) Equity Share Capital	17	1,274.28	1,274.28
(b) Other Equity	18	62,901.92	65,904.04
		64,176.20	67,178.32
(2) Liabilities			
Non-current Liabilities			
(a) Financial Liabilities			
(i) Borrowings	19	2,097.96	2,221.51
(ii) Lease Liabilities	3(iii)	674.01	445.17
(iii) Other Financial Liabilities	20	0.07	2.54
(b) Provisions	21	47.69	51.13
(c) Other Non-current Liabilities	22	663.24	677.73
		3,482.97	3,398.08
Current liabilities			
(a) Financial liabilities			
(i) Borrowings	23	137.27	151.86
(ii) Lease Liabilities	3(iii)	68.49	47.49
(iii) Trade Payables	24		
(A) Total outstanding dues of micro enterprises and small enterprises		-	-
(B) Total outstanding dues of creditors other than micro enterprises and small enterprises		66.11	168.35
(iv) Other Financial Liabilities	25	96.97	91.62
(b) Other Current Liabilities	26	37.81	95.49
(c) Provisions	27	3.15	17.08
		409.80	571.89
		68,068.97	71,148.29
TOTAL EQUITY AND LIABILITIES			
Summary of significant accounting policies & notes	2		

The accompanying notes 1 to 53 are an integral part of the Standalone Financial Statements. In terms of our Report of even date attached herewith.

For **L. B. Jha & Co.**

Chartered Accountants
Firm Registration No: 301088E

CA. D N Roy

Partner
Membership No.300389

Place : Kolkata
Dated: 12th May, 2023

S K Poddar

Director
DIN: 00008654

Neha Singh
Company Secretary

S K Rungta

Director
DIN: 00053824

Ganesh Gupta
CFO

Akshay Poddar

Director
DIN: 00008686

Statement of Profit and Loss For the year ended 31st March, 2023

(₹ in Lakhs)

Particulars	Note No.	Year Ended 31.03.2023	Year Ended 31.03.2022
I Revenue From operations	28	1,042.52	1,347.86
II Other Income	29	925.65	1,330.62
III Total Income (I + II)		1,968.17	2,678.48
IV EXPENSES			
Purchase of stock-in-trade		79.00	505.68
Employee benefits expense	30	436.63	434.97
Finance costs	31	235.92	247.54
Depreciation and amortization expense	32	258.75	293.51
Other expenses	33	625.79	1,056.25
Total expenses (IV)		1,636.09	2,537.95
V Profit before tax (III - IV)		332.08	140.53
VI Tax expense	34		
a) Current tax		88.00	106.00
b) Deferred tax charge / (credit)		(115.32)	(124.80)
VII Profit for the year (V - VI)		359.40	159.33
VIII Other comprehensive income	35		
A. (i) Items that will not be reclassified to profit or loss		(3,953.48)	30,626.03
- Remeasurements of the net defined benefit liability/asset		0.63	(1.63)
- Equity instruments through Other comprehensive income		(3,954.11)	30,627.66
(ii) Income tax relating to items that will not be reclassified to profit or loss		385.18	(683.42)
B. (i) Items that will be reclassified to profit or loss			
- Debt instruments through Other Comprehensive Income		347.00	601.00
(ii) Income tax relating to items that will be reclassified to profit or loss		(44.65)	(104.30)
Total Other Comprehensive Income		(3,265.95)	30,439.31
IX Total Comprehensive Income for the year (VII + VIII)		(2,906.55)	30,598.64
X Earnings per equity share (Par value of Re. 1/- each)	42		
1) Basic		0.28	0.13
2) Diluted		0.28	0.13
Summary of significant accounting policies & notes	2		

The accompanying notes 1 to 53 are an integral part of the Standalone Financial Statements. In terms of our Report of even date attached herewith.

For **L. B. Jha & Co.**

Chartered Accountants

Firm Registration No: 301088E

CA. D N Roy

Partner

Membership No.300389

Place : Kolkata

Dated: 12th May, 2023

S K Poddar

Director

DIN: 00008654

Neha Singh

Company Secretary

S K Rungta

Director

DIN: 00053824

Ganesh Gupta

CFO

Akshay Poddar

Director

DIN: 00008686

Statement of Cash Flow for the year ended 31st March, 2023

(₹ in Lakhs)

Particulars	Year Ended 31.03.2023	Year Ended 31.03.2022
A) Cash Flows From Operating Activities:		
Net Profit before Taxation and Exceptional Items	332.08	140.53
Adjustments for:		
Depreciation	258.75	293.51
Interest expense	235.92	247.54
Interest income	(624.50)	(816.58)
Income from Non-current Investments	(204.99)	(228.10)
Sundry debit balance adjusted/written off	-	0.61
Loan written off	-	436.06
Profit on sale/fair value of Current Investments (Net)	(78.27)	(8.27)
Profit on sale of Non-current Investments (Net)	-	(250.71)
Subsidy transferred to revenue based on assets life	(8.67)	(8.67)
Loss / (Profit) on sale of Property, plant and equipments (Net)	(1.13)	(16.79)
Provision and excess liabilities written back	(4.44)	(0.02)
	(427.33)	(351.42)
Operating Profit before Working Capital Changes & Exceptional Items	(95.25)	(210.89)
(Increase)/Decrease in Trade & Other Receivables	118.05	(170.48)
(Increase)/Decrease in Inventories	0.20	(0.08)
Increase/(Decrease) in Trade Payables & Other Liabilities	(173.06)	(24.22)
	(54.81)	(194.78)
Cash Generated from Operations	(150.06)	(405.67)
Direct taxes paid	(29.63)	(114.93)
Cash Flow before Exceptional Items	(179.69)	(520.60)
Exceptional Items	-	-
Net Cash used in Operating Activities	(179.69)	(520.60)
B) Cash Flows From Investing Activities		
Purchase of Property, plant and equipments	(23.51)	(143.03)
Sale of Property, plant and equipments	17.52	39.76
Purchase of Investments	(2,345.00)	(2,274.79)
Sale of Investment in Others	1,611.67	1,369.27
Loan to Subsidiaries/ Body Corporates (Net)	660.00	1,028.54
Bank Deposits (Includes having original maturity more than three months)	201.65	(0.18)
Interest Received	287.33	961.10
Dividend Received	204.99	236.02
Net Cash from Investing Activities	614.65	1216.69
C) Cash Flows From Financing Activities		
Receipt/(Payment) of Long Term Borrowings	(123.55)	306.31
Receipt/(Payment) of Short Term Borrowings	(14.59)	(419.69)
Interest Paid	(242.46)	(243.69)
Dividend Paid	(97.05)	(254.67)
Net Cash used in Financing Activities	(477.65)	(611.74)
Net Increase/(Decrease) in Cash and Cash Equivalents	(42.69)	84.35
Cash and Cash Equivalents at the beginning of the year	159.28	74.93
Cash and Cash Equivalents at the end of the year (Refer Note No. 11)	116.59	159.28

Statement of Cash Flow for the half year ended 31st March, 2023

Notes:

1. The above Statement of Cash Flow has been prepared under the "Indirect Method" as set out in Ind AS 7 (Statement of Cash Flows).
2. Cash and cash equivalents do not include any amount which is not available to the Company for its use.
3. Receipt/(Payment) from short term borrowings qualify for disclosures on net basis.
4. **Change in liabilities arising from financing activities**
Movement in liabilities arising from financing activities during the year ended 31st March, 2023 and 31st March, 2022 does not include any non cash movement.
5. As breakup of cash and cash equivalents is also available in Note No. 11, reconciliation of items of cash and cash equivalents as per Cash Flow Statement with the respective items reported in the Balance Sheet is not required and hence not provided.
6. Net Cash Flow from Operating Activities includes an amount of Rs. 30.01 lakh (Previous year Rs. 20.99 lakh) spent towards Corporate Social Responsibility.

The accompanying notes 1 to 53 are an intergral part of the Standalone Financial Statements.

In terms of our report of even date attached herewith.

For **L. B. Jha & Co.**

Chartered Accountants

Firm Registration No: 301088E

CA. D N Roy

Partner

Membership No.300389

S K Poddar

Director

DIN: 00008654

S K Rungta

Director

DIN: 00053824

Akshay Poddar

Director

DIN: 00008686

Place : Kolkata

Dated: 12th May, 2023

Neha Singh

Company Secretary

Ganesh Gupta

CFO

Statement of Changes in Equity for the year ended 31st March, 2023

a. Equity Share Capital

(₹ in Lakhs)

For the year ended March 31, 2023		
Balance as at 1st April, 2022	Restated balance at 1st April, 2022	Balance as at March 31, 2023
1,274.28	1,274.28	1,274.28
	Changes in equity share capital during the year	
-	-	-
	Changes in equity share capital during the year	
	-	1,274.28

b. Other Equity

For the year ended March 31, 2022		
Balance as at 1st April, 2021	Restated balance at 1st April, 2021	Balance as at March 31, 2022
1,274.28	1,274.28	1,274.28
	Changes in equity share capital during the year	
	-	-
	Changes in equity share capital during the year	
	-	1,274.28

Particulars

Particulars	Reserves and Surplus			Items of other comprehensive income (OCI)			Total	
	Capital reserve (including subsidiaries)	Securities premium	General reserve	Retained earnings	Equity instruments through OCI	Debt instruments through OCI		Remeasurement of defined benefit plans
Balance as at 1st April, 2021	415.07	52.57	19,512.36	16,854.52	(1,769.17)	494.90	-	35,560.25
Changes in accounting policy or prior period errors	-	-	-	-	-	-	-	-
Restated Balance as at 01/04/2021	415.07	52.57	19,512.36	16,854.52	(1,769.17)	494.90	-	35,560.25
Profit for the year	-	-	159.33	159.33	-	-	-	159.33
Add: Transfer to Retained earnings-Equity Instruments	-	-	326.03	326.03	(326.03)	-	-	-
Other Comprehensive Income for the year (net of taxes)	-	-	-	-	29,943.83	496.70	(1.22)	30,439.31
Total comprehensive income	-	-	-	485.36	29,617.80	496.70	(1.22)	30,598.64
Dividend & Tax on Dividend	-	-	-	(254.85)	-	-	-	(254.85)
Transfer from Other comprehensive income	-	-	-	(1.22)	-	-	1.22	-
(Remeasurement gain/loss net of tax) to Retained earnings	-	-	-	-	-	-	-	-
Transfer to/from Retained earnings	-	-	-	-	-	-	-	-
Balance as at 31st March, 2022	415.07	52.57	19,512.36	17,083.81	27,848.63	991.60	-	65,904.04
Changes in accounting policy or prior period errors	-	-	-	-	-	-	-	-
Restated Balance as at 01/04/2022	415.07	52.57	19,512.36	17,083.81	27,848.63	991.60	-	65,904.04
Profit for the year	-	-	-	359.40	-	-	-	359.40
Add: Transfer to Retained earnings-Equity Instruments	-	-	-	-	(3,568.77)	-	-	-
Other Comprehensive Income for the year (net of taxes)	-	-	-	-	302.35	302.35	0.47	(3,265.95)
Total comprehensive income	-	-	-	359.40	(3,568.77)	302.35	0.47	(2,906.55)
Dividend & Tax on Dividend	-	-	-	(95.57)	-	-	-	(95.57)
Transfer from Other comprehensive income	-	-	-	0.47	-	-	(0.47)	-
(Remeasurement gain/loss net of tax) to Retained earnings	-	-	-	-	-	-	-	-
Transfer to/from Retained earnings	-	-	-	-	-	-	-	-
Balance as at 31st March, 2023	415.07	52.57	19,512.36	17,348.11	24,279.86	1,293.95	-	62,901.92

The accompanying notes 1 to 53 are an integral part of the Standalone Financial Statements.

In terms of our Report of even date attached herewith.

For **L. B. Jha & Co.**

Chartered Accountants

Firm Registration No: 301088E

CA. D N Roy

Partner

Membership No.300389

Kolkata

Dated: 12th May, 2023

S K Poddar

Director

DIN: 00008654

S K Rungta

Director

DIN: 00053824

Akshay Poddar

Director

DIN: 00008686

Neiha Singh

Company Secretary

Ganesh Gupta

CFO

Notes on Standalone Financial Statements

1. GENERAL CORPORATE INFORMATION

Texmaco Infrastructure & Holdings Limited, founded in 1939, has demerged its Heavy Engineering and Steel Foundry businesses, constituting the major part of its operations, into a separate company called Texmaco Rail & Engineering Limited.

Texmaco Infrastructure & Holdings Limited is presently concentrated in the businesses of Real Estate, Mini Hydro Power. The demerger of the Company was with the prime objective of each constituent company being able to focus in the core areas of its respective business segments.

The Company is a public limited company incorporated and domiciled in India. The address of its corporate office is Belgharia, Kolkata-700 056.

The financial statements for the year ended 31st March, 2023 were approved by the Board of Directors and authorized for issue on 12th May, 2023.

2. SIGNIFICANT ACCOUNTING POLICIES

(i) Statement of compliance

These financial statements have been prepared in accordance with the Indian Accounting Standards (referred to as "Ind AS") as prescribed under Section 133 of the Companies Act, 2013 read with Companies (Indian Accounting Standards) Rules as amended from time to time.

Accounting policies have been consistently applied except where a newly issued Indian Accounting Standard is initially adopted or a revision to an existing Indian Accounting Standard requires a change in the accounting policy hitherto in use.

(ii) Basis of Accounting

The financial statements have been prepared on the historical cost basis, except for certain financial instruments which are measured at fair values at the end of each reporting period. Historical cost is generally based on the fair value of the consideration given in exchange for goods and services. Fair value is the price that would be received to sell an asset or paid to transfer a liability in an orderly transaction between market participants at the measurement date.

All the assets and liabilities have been classified as current and non-current as per the company's normal operating cycle and criteria set out in schedule III (Division II) of the Companies Act 2013.

The Company has ascertained its operating cycle as 12 months for the purpose of current and non-current classification of assets and liabilities.

The Company prepares and presents its Balance Sheet, the Statement of Profit and Loss and the Statement of Changes in Equity in the format prescribed by Division II of Schedule III to the Act. The Statement of Cash Flows has been prepared and presented as per the requirements of Ind AS 7 'Statement of Cash Flows'.

(iii) Use of Estimates

The preparation of the Financial Statements in conformity with Ind AS requires the Management to make estimates, judgments and assumptions. These estimates, judgment and assumptions affect the application of accounting policies and the reported amount of Assets and Liabilities and disclosure of contingent Liabilities on the date of the Financial Statements and reported amounts of revenues and expenses for the year.

Estimates and underlying assumptions are reviewed on an ongoing basis. Revisions to accounting estimates are recognised in the period in which the estimates are revised and future periods are affected.

Key sources of estimation of uncertainty at the date of the financial statements, which may cause a material adjustment to the carrying amounts of assets and liabilities within the next financial year, is in respect of impairment of investments, useful lives of property, plant and equipment, valuation of deferred tax assets, provisions and contingent liabilities and fair value measurement of financial instruments have been discussed below. Key source of estimation of uncertainty in respect of revenue recognition and employee benefits have been discussed in their respective policies.

Notes on Standalone Financial Statements

Useful lives of property, plant and equipment

The Company reviews the useful life of property, plant and equipment at the end of each reporting period. This reassessment may result in change in depreciation expense in future periods.

Valuation of deferred tax assets

The Company reviews the carrying amount of deferred tax assets at the end of each reporting period. The policy has been explained under note 2 (xx) (b).

(iv) Property, plant and equipment

Property, plant and equipment are carried at the cost of acquisition or construction less accumulated depreciation and accumulated impairment losses. For this purpose, cost include deemed cost on the date of transition and includes purchase cost including import duties and non refundable taxes, any directly attributable costs of bringing an asset to the location and condition of its intended use and borrowing costs capitalized in accordance with the Company's accounting policy.

Costs directly attributable to acquisition are capitalized until the property, plant and equipment are ready for use, as intended by management.

Depreciation has been provided on straight line method in accordance with the life of the respective assets as prescribed in Schedule II of the Companies Act, 2013 except certain assets for which useful life of assets has been ascertained based on report of technical experts. All assets costing ₹ 5,000 or below are fully depreciated in the year of addition.

The Company, based on technical assessment made by technical expert and management estimate, depreciates Electricals over estimated useful lives which are different from the useful life prescribed in Schedule II to the Companies Act, 2013. The Management believes that these estimated useful lives are realistic and reflect fair approximation of the period over which the assets are likely to be used. The estimated useful

lives and residual value are reviewed at the end of each reporting period, with the effect of any change in estimate accounted for on a prospective basis. The estimated useful lives are as mentioned below:

- Buildings & Roads: 30 to 60 years
- Plant & Equipment 15 years
- Electricals 20 years
(As per technical assessment)
- Furniture 10 years
- Office Equipment 5 years
- Computers 3 years
- Motor Vehicles 8 years

Capital work-in-progress is stated at the amount expended upto the date of Balance Sheet for the cost of fixed assets that are not yet ready for their intended use.

The Company assesses at each balance sheet date whether there is any indication that a Property, plant and equipment may have been impaired. If any such indication exists, the Company estimates the recoverable amount of the Property, plant and equipment. If such recoverable amount of the Property, plant and equipment or the recoverable amount of the cash generating unit to which the Property, plant and equipment belongs is less than its carrying amount, the carrying amount is reduced to its recoverable amount. The reduction is treated as an impairment loss and is recognized in the Statement of profit and Loss. If at the balance sheet date there is an indication that a previously assessed impairment loss no longer exists, the recoverable amount is reassessed and the Asset is reflected at the recoverable amount subject to a maximum of depreciated historical cost.

(v) Investment Property

Properties, including those under construction, held to earn rentals and/or capital appreciation are classified as investment property and are measured and reported at cost, including transaction costs.

Depreciation is recognised using straight line method so as to write off the cost of the investment

Notes on Standalone Financial Statements

property less their residual values over their useful lives specified in Schedule II to the Companies Act, 2013 or in the case of assets where the useful life was determined by technical evaluation, over the useful life so determined. Depreciation method is reviewed at each financial year end to reflect the expected pattern of consumption of the future benefits embodied in the investment property. The estimated useful life and residual values are also reviewed at each financial year end and the effect of any change in the estimates of useful life/residual value is accounted on prospective basis. Freehold land and properties under construction are not depreciated.

An investment property is derecognized upon disposal or when the investment property is permanently withdrawn from use and no future economic benefits are expected from the disposal. Any gain or loss arising on derecognition of property is recognised in the Statement of Profit and Loss in the same period

(vi) Intangible Assets (Computer Software)

- a. Where computer software is not an integral part of a related item of computer hardware, the software is treated as an intangible asset. Acquired computer software is measured at cost less accumulated amortisation and impairment losses, if any.

For this purpose, cost include deemed cost on the date of transition and includes acquisition price, license fees, non-refundable taxes and costs of implementation/ system integration services and any directly attributable expenses, wherever applicable for bringing the asset to its working condition for the intended use.

- b. Amortization methods, estimated useful lives and residual value

Computer software (excluding ERP) are amortized on a straight-line basis over its estimated useful lives of three years and ERP software over five years from the date they are available for use.

The estimated useful lives, residual values and amortization method are reviewed at the end of

each financial year and are given effect to, wherever appropriate.

- c. The cost and related accumulated amortization are eliminated from the financial statements upon sale or retirement of the asset and the resultant gains or losses are recognised in the Statement of Profit and Loss.

(vii) Non-current assets held for sale

Non-current assets and disposal groups are classified as held for sale if their carrying amount is intended to be recovered principally through a sale (rather than through continuing use) when the asset (or disposal group) is available for immediate sale in its present condition subject only to terms that are usual and customary for sale of such asset (or disposal group) and the sale is highly probable and is expected to qualify for recognition as a completed sale within one year from the date of classification.

Non-current assets and disposal groups classified as held for sale are measured at lower of their carrying amount and fair value less costs to sell.

(viii) Derivative Financial Instruments

The Company enters into derivative financial instruments to manage its exposure to foreign exchange rate risks, including foreign exchange forward contracts. The Company holds derivative financial instruments such as foreign exchange forward contracts to mitigate the risk of changes in exchange rates on foreign currency exposures. The counter party for these contracts is generally a bank.

Derivatives are initially recognised at fair value at the date the derivative contracts are entered into and are subsequently remeasured to their fair value at the end of each reporting period. The resulting gain or loss is recognized to statement of profit or loss immediately.

(ix) Financial Instrument

The Company recognizes financial assets and financial liabilities when it becomes a party to the contractual provisions of the instrument. All

Notes on Standalone Financial Statements

financial assets and liabilities are recognized at fair value on initial recognition, except for trade receivables which are initially measured at transaction price. Transaction costs that are directly attributable to the acquisition or issue of financial assets and financial liabilities that are not measured at fair value through profit or loss are added/ deducted to the fair value on initial recognition.

All recognized financial assets are subsequently measured in their entirety at either amortised cost or fair value, depending on the classification of the financial assets.

a. Financial assets carried at amortised cost

A Financial asset is subsequently measured at amortised cost if it is held within a business model whose objective is to hold the asset in order to collect contractual cash flows and the contractual terms of the financial asset give rise on specified dates to cash flows that are solely payments of principal and interest on the principal amount outstanding.

b. Investment in Equity Instruments at fair value through other comprehensive income

On initial recognition, the Company can make an irrevocable election (on an instrument-by-instrument basis) to present the subsequent changes in fair value in other comprehensive income pertaining to investments in equity instruments. This election is not permitted if the equity investment is held for trading. These elected investments are initially measured at fair value plus transaction costs. Subsequently, they are measured at fair value with gains and losses arising from changes in fair value recognised in other comprehensive income and accumulated in the 'Reserve for equity instruments through other comprehensive income'.

c. Financial assets at fair value through profit or loss

A financial asset which is not classified in any of the above categories is subsequently fair valued through profit or loss.

d. Financial liabilities

Financial liabilities are subsequently carried at amortized cost using the effective interest method. For trade and other payables maturing within one year from the Balance Sheet date, the carrying amounts approximate fair value due to the short maturity of these instruments.

e. Investment in Subsidiaries and Associates

Investment in Subsidiaries and Associates are carried at cost in the Financial Statements.

f. Impairment

The Company assesses at each reporting date whether a financial asset (or a group of financial assets) such as investments, trade receivables, advances and security deposits held at amortised cost and financial assets that are measured at fair value through other comprehensive income are tested for impairment based on evidence or information that is available without undue cost or effort. Expected credit losses are assessed and loss allowances recognised if the credit quality of the financial asset has deteriorated significantly since initial recognition.

g. Equity Instruments

Equity instruments are recognised at the value of the proceeds, net of direct costs of the capital issue.

h. Offsetting Financial Instruments

Financial assets and liabilities are offset and the net amount is included in the Balance Sheet where there is a legally enforceable right to offset the recognised amounts and there is an intention to settle on a net basis or realise the asset and settle the liability simultaneously.

(x) Measurement of Fair Values

Certain accounting policies and disclosures of the Company require the measurement of fair values, for both financial and non-financial assets and liabilities. The Company has an established control framework with respect to the measurement of fair values.

Notes on Standalone Financial Statements

Fair Values are categorized into different levels in a fair value hierarchy based on the inputs used in the valuation techniques as follows:

- **Level 1:** quoted prices (unadjusted) in active markets for identical assets or liabilities.
- **Level 2:** inputs other than quoted prices included in Level 1 that are observable for the asset or liability, either directly (i.e. as prices) or indirectly (i.e. derived from prices).
- **Level 3:** inputs for the asset or liability that are not based on observable market data (unobservable inputs).

When measuring the fair value of an asset or liability, the Company uses observable market data as far as possible. If the inputs used to measure the fair value of an asset or a liability fall into different levels of the fair value hierarchy, then the fair value measurement is categorized in its entirety in the same level of the fair value hierarchy as the lowest level input that is significant to the entire measurement.

(xi) Revenue Recognition

Revenue is measured based on the consideration specified in a contract with a customer and excludes amounts collected on behalf of third parties. The Company recognizes revenue when it transfers control over a product or service to customers.

The Company recognizes revenue to depict the transfer of promised goods or services to customers in amounts that reflect the payment to which the Company expects to be entitled in exchange for those goods or services by applying the principles under Ind AS 115.

If the transaction price includes variable consideration, the estimated amount of variable consideration is included in the transaction price only to the extent that it is highly probable that a significant reversal in the amount of cumulative revenue recognized will not occur when the uncertainty associated with the variable consideration is subsequently resolved.

The Company presents revenues net of indirect taxes in its statement of Profit and loss.

(a) Revenue from operations:

Sale of goods

The Company principally generates revenue from sale of power to distribution company. Power is sold under Power Purchase Agreements ("PPA") to distribution company from the Company's facility in accordance with the terms and conditions of the PPA. The sale price is determined as per the tariff agreement for supply of power executed between the Company and the distribution company. The payments terms are fixed as per the terms of PPA.

Revenue from sale of power is recognized if the performance obligation of the same is satisfied. Performance obligation is satisfied over the period of time. The company measures its performance obligation by using output method as specified in the standard on the basis of units billed.

Sale of services

Rent income / lease rentals are recognized on accrual basis in accordance with the terms of the respective agreement.

Revenue from renting a property is recognized if the performance obligation of the same is satisfied. Performance obligation is satisfied over the period of time. The company measures its performance obligation by using output method as specified in the standard on the basis of number of days the property was rented.

Revenue from job work services is recognised if the performance obligation for the same is satisfied. Performance obligation is satisfied over the period of time. The company measures its progress towards satisfaction of performance obligation by using output method as specified in the standard on the basis of services provided.

(b) Other Income:

Other income comprises of primarily of Interest, Dividend, Gain/ (Loss) on sale of investments, and Claims, if any.

Notes on Standalone Financial Statements

Interest Income from a financial asset is recognized when it is probable that the economic benefits will flow to the Company and the amount of income can be measured reliably. Interest income is accrued on a time basis, by reference to the principal outstanding and at the effective interest rate applicable, which is the rate that exactly discounts estimated future cash receipts through the expected life of the financial asset to the asset's net carrying amount on initial recognition.

Dividend Income is recognized as and when right to receive payment is established provided that it is probable that the economic benefits will flow to the Company and the amount of income can be measured reliably.

Gain/ (Loss) on Current/ Non Current Investments are recognized at the time of redemption / sale and at fair value at each reporting period.

(xii) Employee Benefits

The Company's contribution to provident fund, pension fund, employees' state insurance scheme and super-annuation fund are charged on accrual basis to Statement of Profit and Loss.

a. Short term benefits:

Short term employee benefits are recognised as an expense at the undiscounted amount in the statement of profit and loss of the year in which the related service is rendered.

b. Defined contribution plan:

Payments to defined contribution retirement benefits are recognised as an expense when employees have rendered services entitling them to the contributions. Defined contribution plans are those plans where the Company pays fixed contributions to funds/schemes managed by independent trusts or authority. Contributions are paid in return for services rendered by the employees during the year. The Company has no legal or constructive obligation to pay further contributions if the fund/scheme does not hold sufficient assets to pay/extend employee benefits.

The Company provides Provident Fund facility to all employees. The contributions are expensed as they are incurred in line with the treatment of wages and salaries. The Company's Provident Fund is exempted under section 17 of Employees' Provident Fund and Miscellaneous Provision Act, 1952. Conditions for exemption stipulate that the Company shall make good deficiency, if any, in the interest rate declared by the trust vis-à-vis interest rate declared by the Employees' Provident Fund Organisation.

c. Defined benefit plan:

The cost of providing defined benefit plan are determined using the projected unit credit method, with independent actuarial valuations being carried out at the end of each reporting period. The Company provides gratuity to its employees.

Remeasurement, comprising actuarial gains and losses, return on plan assets excluding amounts included in net interest on the net benefit liability (asset) and any change in the effect of the asset ceiling (if applicable) are recognised in the balance sheet with a charge or credit recognised in Other Comprehensive Income in the period in which they occur. Remeasurement recognised in the comprehensive income are not reclassified to the Statement of Profit and Loss but recognised directly in the retained earnings. Past service costs are recognized in the Statement of Profit and Loss in the period in which the amendment to plan occurs. Net interest is calculated by applying the discount rate to the net defined liability or asset at the beginning of the period, taking into account of any changes in the net defined benefit liability (asset) during the period as a result of contribution and benefit payments.

Defined benefit costs which are recognized in the Statement of Profit and Loss are categorized as follows

- Service cost (including current service cost, past service cost as well as gains and losses on curtailments and settlements); and
- Net interest expense or income

Notes on Standalone Financial Statements

The retirement benefit obligation recognized in the standalone Balance Sheet represents the actual deficit or surplus in the Company's defined benefit plans. Any surplus resulting from this calculation is limited to the present value of any economic benefits available in the form of refunds from the plans or reduction in future contributions to the plans.

The liability for termination benefit is recognized at the earlier of when the entity can no longer withdraw the offer of the termination benefit and when the entity recognizes any related restructuring costs

d. Voluntary Retirement Scheme Benefits

Voluntary retirement scheme benefits are recognized as an expense in the year they are incurred.

e. Compensated absences

Compensated absences which are expected to occur within twelve months after the end of the period in which the employee renders the related services are recognised as undiscounted liability at the balance sheet date. Compensated absences which are not expected to occur within twelve months after the end of the period in which the employee renders the related services are recognised as an actuarially determined liability at the present value of the defined benefit obligation at the balance sheet date.

(xiii) Leases

a. Where the Company is the lessee

The Company's lease asset classes primarily consist of land and buildings. The Company assesses whether a contract contains a lease, at inception of a contract. A contract is, or contains, a lease if the contract conveys the right to control the use of an identified asset for a period of time in exchange for consideration. To assess whether a contract conveys the right to control the use of an identified asset, the Company assesses whether: (a) the contract involves the use of an identified asset, (b) the Company has substantially all of the economic benefits from use of the asset through the period of

the lease and (c) the Company has the right to direct the use of the asset.

At the date of commencement of the lease, the Company recognizes a right-of use asset ("ROU") and a corresponding lease liability for all lease arrangements in which it is a lessee, except for leases with a term of twelve months or less (short-term leases) and low value leases. For these short-term and low value leases, the Company recognizes the lease payments as an operating expense on a straight-line basis over the term of the lease.

Certain lease arrangements includes the options to extend or terminate the lease before the end of the lease term. ROU assets and lease liabilities includes these options when it is reasonably certain that they will be exercised.

The right-of-use assets are initially recognized at cost, which comprises the initial amount of the lease liability adjusted for any lease payments made at or prior to the commencement date of the lease plus any initial direct costs less any lease incentives. They are subsequently measured at cost less accumulated depreciation and impairment losses.

Right-of-use assets are depreciated from the commencement date on a straight-line basis over the shorter of the lease term and useful life of the underlying asset. Right of use assets are evaluated for recoverability whenever events or changes in circumstances indicate that their carrying amounts may not be recoverable. For the purpose of impairment testing, the recoverable amount (i.e. the higher of the fair value less cost to sell and the value-in-use) is determined on an individual asset basis unless the asset does not generate cash flows that are largely independent of those from other assets. In such cases, the recoverable amount is determined for the Cash Generating Unit (CGU) to which the asset belongs.

The lease liability is initially measured at amortized cost at the present value of the future lease payments. The lease payments are discounted using the interest rate implicit in the lease or, if not readily determinable, using the incremental borrowing rates. Lease liabilities are re-measured

Notes on Standalone Financial Statements

with a corresponding adjustment to the related right of use asset if the Company changes its assessment if whether it will exercise an extension or a termination option.

Lease liability and ROU asset have been separately presented in the Balance Sheet and lease payments have been classified as financing cash flows.

b. Where the Company is the lessor

Leases for which the Company is a lessor is classified as a finance or operating lease. Whenever the terms of the lease transfer substantially all the risks and rewards of ownership to the lessee, the contract is classified as a finance lease. All other leases are classified as operating leases.

When the Company is an intermediate lessor, it accounts for its interests in the head lease and the sublease separately. The sublease is classified as a finance or operating lease by reference to the right-of-use asset arising from the head lease.

For operating leases, rental income is recognized on a straight line basis over the term of the relevant lease.

(xiv) Foreign currency transactions and Exchange Differences

The Company's functional currency is Indian Rupees. Transactions in currencies other than entity's functional currency (spot rates) are recorded at the rates of exchange prevailing on the date of the transaction. Monetary assets and liabilities denominated in foreign currencies (other than derivative contracts) remaining unsettled at the end of the each reporting period are premeasured at the rates of exchange prevailing at that date. Exchange difference on monetary items is recognized in the statement of Profit & Loss in the period in which they arise. Non-monetary items carried at historical cost are translated using exchange rates at the dates of the initial transaction.

(xv) Provisions, Contingent Liabilities and Contingent Assets

a. Provisions & Warranties

Provisions are recognised when the Company has a present obligation (legal or constructive) as a result

of past event, it is probable that the Company will be required to settle the obligation, and a reliable estimate can be made of the amount of the obligation.

The amount recognised as a provision is the best estimate of the consideration required to settle the present obligation at the end of the reporting period, taking into account the risks and uncertainties surrounding the obligation. When a provision is measured using the cash flows estimated to settle the present obligation, its carrying amount is the present value of those cash flows (when the effect of the time value of money is material).

When some or all of the economic benefits required to settle a provision are expected to be recovered from a third party, a receivable is recognised as an asset if it is virtually certain that reimbursement will be received and the amount of the receivable can be measured reliable.

Provisions for the expected cost of warranty obligations under local sale of goods legislation are recognised at the date of sale of the relevant products, at the management's best estimate of the expenditure required to settle the Company's warranty obligation.

b. Onerous contracts

An onerous contract is considered to exist where the Company has a contract under which the unavoidable costs of meeting the obligations under the contract exceed the economic benefits expected to be received from the contract. Present obligation arising under onerous contracts are recognised and measured as provisions.

c. Contingent liabilities

Contingent liability is a possible obligation that arises from past events and the existence of which will be confirmed only by the occurrence or non-occurrence of one or more uncertain future events not wholly within the control of the Company; or is a present obligation that arises from past events but is not recognized because either it is not probable that an outflow of resources embodying economic benefits will be required to settle the

Notes on Standalone Financial Statements

obligation, or a reliable estimate of the amount of the obligation cannot be made. Contingent liabilities are disclosed and not recognized. In the normal course of business, contingent liabilities may arise from litigation and other claims against the Company. Guarantees are also provided in the normal course of business. There are certain obligations which management has concluded, based on all available facts and circumstances, are not probable of payment or are very difficult to quantify reliably, and such obligations are treated as contingent liabilities and disclosed in the notes but are not reflected as liabilities in the standalone financial statements. Although there can be no assurance regarding the final outcome of the legal proceedings in which the Company is involved, it is not expected that such contingencies will have a material effect on its financial position or profitability.

- d. Contingent Assets are neither recognized nor disclosed except when realization of income is virtually certain.
- e. Provisions, Contingent Liabilities and Contingent Assets are reviewed at each Balance Sheet date.

(xvi) Valuation of Inventories

Inventories are valued at lower of cost and net realisable value after providing for obsolescence and other losses, where considered necessary. Cost includes purchase price non refundable taxes and duties and other directly attributable costs incurred in bringing the goods to the point of sale. Work-in-progress and finished goods include appropriate proportion of overheads and where applicable, excise duty.

Stores and Spares are valued on the "weighted average" basis.

(xvii) Cash & Cash Equivalents

The Company considers all highly liquid financial instruments, which are readily convertible into known amount of cash that are subject to an insignificant risk of change in value and having original maturities of less than three months or less from the date of purchase to be cash equivalents. Cash and cash equivalents consist of balance with banks which are unrestricted for withdrawal and usage.

(xviii) Borrowing Costs

Borrowing costs directly attributable to the acquisition, construction or production of qualifying assets, which are assets that necessarily take a substantial period of time to get ready for their intended use or sale, are added to the cost of those assets, until such time as the assets are substantially ready for their intended use.

(xix) Segment Reporting

- a. Based on the organizational structures and its Financial Reporting System, the Company has classified its operation into three business segments namely Real Estate, Mini Hydro Power and Job work services.
- b. Revenue and expenses have been identified to segments on the basis of their relationship to the operating activities of the segment. Revenue and expenses which are related to the enterprise as a whole and are not allocable to segments on a reasonable basis have been included under un-allocable expenses.
- c. Segment assets and liabilities for each segment is classified on the basis of allocable assets and allocable liabilities identifiable to each segment on reasonable basis.

(xx) Taxation

Income tax expense comprises current tax expense and the net change in the deferred tax asset or liability during the year. Current and deferred taxes are recognised in statement of profit and loss, except when they relate to items that are recognised in other comprehensive income or directly in equity, in which case, the current and deferred tax are also recognised in other comprehensive income or directly in equity, respectively.

a. Current income taxes

Current income tax assets and liabilities for the current and prior periods are measured at the amount expected to be recovered from or paid to the taxation authorities using the tax rates and tax laws that are enacted or substantively enacted by the Balance Sheet date and applicable for the period.

Notes on Standalone Financial Statements

Current tax items in correlation to the underlying transaction relating to OCI and Equity are recognised in OCI and in Equity respectively.

Management periodically evaluates positions taken in the tax returns with respect to situations in which applicable tax regulations are subject to interpretation and full provisions are made where appropriate on the basis of amounts expected to be paid to the tax authorities.

The Company offsets current tax assets and current tax liabilities, where it has a legally enforceable right to set off the recognised amounts and where it intends either to settle on a net basis or to realise the assets and settle the liabilities simultaneously.

b. Deferred income taxes

Deferred income tax is recognised using the balance sheet approach. Deferred income tax assets and liabilities are recognised for deductible and taxable temporary differences arising between the tax base of assets and liabilities and their carrying amount, except when the deferred income tax arises from the initial recognition of an asset or liability in a transaction that is not a business combination and affects neither accounting nor taxable profit or loss at the time of the transaction. Deferred income tax assets are recognised to the extent that it is probable that taxable profit will be available against which the deductible temporary differences and the carry forward of unused tax credits and unused tax losses can be utilised. The carrying amount of deferred income tax assets is reviewed at each reporting date and reduced to the extent that it is no longer probable that sufficient taxable profit will be available to allow all or part of the deferred income tax asset to be utilised.

Deferred tax assets and liabilities are measured using substantively enacted tax rates expected to apply to taxable income in the years in which the temporary differences are expected to be received or settled.

(xxi) Government Grant

The Company may receive government grants that require compliance with certain conditions related to

the Company's operating activities or are provided to the Company by way of financial assistance on the basis of certain qualifying criteria. Government grants are recognised when there is reasonable assurance that the grant will be received, and the Company will comply with the conditions attached to the grant.

Accordingly, government grants:

- (a) related to or used for assets are included in the Balance Sheet as deferred income and recognised as income over the useful life of the assets.
- (b) related to incurring specific expenditures are taken to the Statement of Profit and Loss on the same basis and in the same periods as the expenditures incurred.
- (c) by way of financial assistance on the basis of certain qualifying criteria are recognised as they become receivable. In the unlikely event that a grant previously recognized is ultimately not received, it is treated as a change in estimate and the amount cumulatively recognised is expensed in the Statement of Profit and Loss.

(xxii) Earnings Per Share

Basic earnings per share are calculated by dividing the net profit or loss for the period attributable to equity shareholders by the weighted average number of equity shares outstanding during the year. For the purpose of calculating diluted earnings per share, the net profit or loss for the year attributable to equity shareholders and the weighted average number of shares outstanding during the year are adjusted for the effects of all dilutive potential equity shares.

(xxiii) Cash Flow Statement

Cash Flow is reported using the indirect method, whereby profit before tax is adjusted for the effects of transactions of a non cash nature and any deferrals or accruals of past or future cash receipts or payments. The cash flow from regular revenue generating, financing and investing activities of the Company is segregated.

Notes on Standalone Financial Statements

Note 3

(₹ in lakhs)

DESCRIPTION OF ASSETS	GROSS BLOCK				DEPRECIATION/AMORTISATION				NET BLOCK
	AS ON 01-04- 2022	ADDITIONS DURING THE YEAR	SALES/ ADJUSTMENTS	AS ON 31-03- 2023	AS ON 01-04- 2022	FOR THE YEAR	SALES/ ADJUSTMENTS	AS ON 31-03-2023	AS ON 31-03-2023
(i) Property, plant and equipment									
Freehold Land	4,783.96	--	--	4,783.96	--	--	--	--	4,783.96
Building	1507.30	--	--	1,507.30	339.96	44.96	--	384.92	1,122.38
Plant & Machinery	311.18	2.37	--	313.55	62.71	8.72	--	71.43	242.12
Electrical Machinery	101.85	--	--	101.85	36.89	5.07	--	41.96	59.89
Office Equipments	44.32	3.65	--	47.97	29.74	6.80	--	36.54	11.43
Furniture & Fittings	340.06	--	--	340.06	274.67	22.66	--	297.33	42.73
Vehicles	205.53	--	13.58	191.95	100.13	22.25	12.11	110.27	81.68
TOTAL	7,294.20	6.02	13.58	7,286.64	844.10	110.46	12.11	942.45	6,344.19
(ii) Capital work in progress	633.24	16.53	14.92	634.85	--	--	--	--	634.85
(iv) Investment Property									
- Rent out Property	6894.71	--	--	6,894.71	865.76	122.81	--	988.57	5,906.14
(v) Intangible Assets									
- Computer Software	43.35	0.96	--	44.31	18.88	7.70	--	26.58	17.73
GRAND TOTAL	14,865.50	23.51	28.50	14,860.51	1,728.74	240.97	12.11	1,957.60	12,902.91

Previous Year

(₹ in lakhs)

DESCRIPTION OF ASSETS	GROSS BLOCK				DEPRECIATION/AMORTISATION				NET BLOCK
	AS ON 01-04- 2021	ADDITIONS DURING THE YEAR	SALES/ ADJUSTMENTS	AS ON 31-03- 2022	AS ON 01-04- 2021	FOR THE YEAR	SALES/ ADJUSTMENTS	AS ON 31-03-2022	AS ON 31-03-2022
(i) Property, plant and equipment									
Freehold Land	4,777.75	6.21	--	4,783.96	--	--	--	--	4,783.96
Building	1,367.42	--	(139.88)	1,507.30	279.00	60.96	--	339.96	1,167.34
Plant & Machinery	311.18	--	--	311.18	53.51	9.20	--	62.71	248.47
Electrical Machinery	101.44	0.41	--	101.85	31.48	5.41	--	36.89	64.96
Office Equipments	41.90	2.42	--	44.32	26.96	2.78	--	29.74	14.58
Furniture & Fittings	340.06	--	--	340.06	239.31	35.36	--	274.67	65.39
Vehicles	205.87	69.64	69.98	205.53	116.75	30.38	47.00	100.13	105.40
TOTAL	7,145.62	78.68	(69.90)	7,294.20	747.01	144.09	47.00	844.10	6,450.10
(ii) Capital work in progress	568.88	64.36	--	633.24	--	--	--	--	633.24
(iv) Investment Property									
- Rent out Property	7,034.59	--	139.88	6,894.71	742.95	122.81	--	865.76	6,028.95
(v) Intangible Assets									
- Computer Software	43.35	-	--	43.35	10.17	8.71	--	18.88	24.47
GRAND TOTAL	14,792.44	143.04	69.98	14,865.50	1,500.13	275.61	47.00	1,728.74	13,136.76

Notes:

- Expenses amounting to ₹ 4038.52 lakh (Previous year: ₹ 4,038.52 lakh) incurred till date, including ₹ Nil (Previous year: ₹ 6.21 lakh) for the year for development of land at Birla Textile has been capitalised.
- Rental Income derived from investment property and recognized in Statement of Profit and Loss during the year is ₹ 664.58 lakh (Previous year: ₹ 466.30 lakh).
- Direct operating expenses recognized in Statement of Profit and Loss arising from investment property that generated rental income is ₹ 420.40 lakhs (Previous year: ₹ 653.41 lakhs).

Notes on Standalone Financial Statements

Note 3 (Contd..)

- Existence and amounts of restrictions on the realisability of investment property has been disclosed in Note 19 of the financial statements.
- The Company has investment properties at Gurugram and Delhi, which are rented for official use, having fair market value of ₹ 14,413.03 lakh based on the valuation by a registered valuer as defined under rule 2 of Companies (Registered Valuers and Valuation) Rules, 2017.
- Commencement of owner occupation in a Building amounting to ₹Nil (31.03.22: ₹139.88 lakhs) previously classified as Investment Property.

Note 3(iii): Right-of-use assets (ROU)

The changes in the carrying value of ROU assets for the year ended March 31, 2023 are as follows :

(₹ in lakhs)

Particulars	Category of ROU Asset		Total
	Land	Building	
Balance as at March 31, 2021	632.54	6.31	638.85
Addition / Deletion during the year	3.97	81.93	85.90
Depreciation	9.58	8.32	17.90
Balance as at March 31, 2022	626.93	79.92	706.85
Addition / Deletion during the year	255.76	-	255.76
Depreciation	9.46	8.32	17.78
Balance as at March 31, 2023	873.23	71.60	944.83

The aggregate depreciation expense on ROU assets is included under depreciation and amortization expense in the Statement of Profit and Loss.

The break-up of current and non-current lease liabilities as at March 31, 2023 is as follows:

(₹ in lakhs)

Particulars	As at March 31, 2023	As at March 31, 2022
Current lease liabilities	68.49	47.49
Non-current lease liabilities	674.01	445.17
Total:	742.50	492.66

The movement in lease liabilities during the year ended March 31, 2023 is as follows :

(₹ in lakhs)

Particulars	Amount
Balance as at March 31, 2021	420.79
Addition / Deletion during the year	85.90
Finance Cost accrued during the year (Refer Note No. 31)	44.37
Payment of Lease Liabilities	58.40
Balance as at March 31, 2022	492.66
Addition / Deletion during the year	255.76
Finance Cost accrued during the year (Refer Note No. 31)	60.83
Payment of Lease Liabilities	66.75
Balance as at March 31, 2023	742.50

Notes on Standalone Financial Statements

Note 3 (iii) (Contd..)

The details of the contractual maturities of lease liabilities as at March 31, 2023 on an undiscounted basis are as follows :

(₹ in lakhs)

Particulars	As at March 31, 2023	As at March 31, 2022
Less than one year	68.49	47.49
One to five year	278.25	192.82
More than five years	5,009.26	2,650.74
Total:	5,356.00	2,891.05

The Company does not face a significant liquidity risk with regard to its lease liabilities as the current assets are sufficient to meet the obligations related to lease liabilities as and when they fall due.

Rental expense recorded for short-term leases was ₹3.72 lakhs (31.03.22 : ₹1.98 lakhs) for the year ended March 31, 2023.

Maturity analysis of lease payments showing undiscounted lease payments to be received on an annual basis are as follows:

(₹ in lakhs)

Particulars	As a March 31, 2023	As at March 31, 2022
Less than one year	643.95	665.67
One to five year	3,101.32	2,611.46
More than five years	671.22	1,901.78
Total:	4,416.49	5,178.91

Note 4 Investment (Non current)

(₹ in lakhs)

Particulars	As at 31.03.2023	As at 31.03.2022
Investment in Equity Instruments		
Fully paid equity shares		
In subsidiaries (At cost)		
High Quality Steels Limited (Wholly owned) (Unquoted) 12,10,622 (31.03.22: 12,10,622) Shares of ₹ 2.50 each	30.23	30.23
Macfarlane & Co. Limited (Ordinary Shares)(Quoted) 1,39,265 (31.03.22: 1,39,265) Shares of ₹ 5 each	2.80	2.80
Macfarlane & Co. Limited (Deferred Shares) (Unquoted) 16,551 (31.03.22: 16,551) Shares of ₹ 1 each	0.08	0.08
Valley View Landholdings Pvt. Ltd. (Wholly owned) (Unquoted) 10,000 (31.03.22: 10,000) Shares of ₹ 10 each	1.00	1.00
In Associates (At cost)		
Lionel India Limited (Unquoted) 5,25,450 (31.03.22: 5,25,450) Shares of ₹100 each	525.45	525.45

Notes on Standalone Financial Statements

Note 4 Investment (Non current) (Contd.)

(₹ in lakhs)

Particulars	As at 31.03.2023	As at 31.03.2022
In Others (Designated at fair value through OCI)		
Quoted:		
Zuari Industries Limited (Formerly known as Zuari Global Limited) 27,57,941 (31.03.22: 27,57,941) Shares of ₹ 10 each	2,995.12	4,891.21
Zuari Agro Chemicals Limited 30,00,125 (31.03.22: 30,00,125) Shares of ₹ 10 each	3,636.15	4,018.67
Chambal Fertilisers & Chemicals Ltd. 2,96,864 (31.03.22: 2,96,864) Shares of ₹ 10 each	784.02	1,253.06
Ganges Securities Limited 30,739 (31.03.22: 30,739) Shares of ₹10 each (Demerged unit of Upper Ganges Sugar & Industries Limited)	29.03	40.91
Magadh Sugar and Energy Limited 38,736 (31.03.22: 38,736) Shares of ₹ 10 each (including Bonus Shares) (Demerged unit of Upper Ganges Sugar & Industries Limited)	123.65	121.98
Avadh Sugar and Energy Limited 26,056 (31.03.22: 26,056) Shares of ₹ 10 each (including Bonus Shares) (Demerged unit of Upper Ganges Sugar & Industries Limited)	113.64	189.40
New India Retailing & Investment Ltd. 32,800 (31.03.22: 4,100) Shares of ₹ 10 each (including Bonus Shares)	9.84	54.13
Astra Microwave Products Ltd. 21,53,255 (31.03.22: 21,53,255) Shares of ₹2 each	4,838.36	4,843.75
MSTC Limited 3,75,000 (31.03.22: 3,75,000) Shares of ₹10 each (including Bonus Shares)	948.38	1,147.87
Texmaco Rail & Engg.Ltd. 5,85,00,000 (31.03.22: 5,85,00,000) Shares of ₹ 1 each	24,833.25	24,394.50
Unquoted:		
Magnacon Electricals Limited 32,00,645 (31.03.22: 32,00,645) Shares of ₹10 each	608.12	1,920.39
Pulse Food India Limited 3,85,714 (31.03.22: 3,85,714) Shares of ₹ 10 each	-	-
Wagon India Limited 1,499 (31.03.2022: 1,499) Shares of ₹100 each	-	-
The Calcutta Stock Exchange Association Limited 6,187 (31.03.22: 6187) Shares of ₹1 each	130.05	129.39
Birla Buildings Limited 7,500 (31.03.22: 7,500) Shares of ₹10 each	33.03	31.48
Taparia Limited 3,500 (31.03.22: 3,500) Shares of ₹10 each	-	-

Notes on Standalone Financial Statements

Note 4 Investment (Non current) (Contd.)

(₹ in lakhs)

Particulars	As at 31.03.2023	As at 31.03.2022
Investment in Preference Instruments		
Fully paid shares		
In Others (carried at fair value through OCI)		
Unquoted		
Zuari Infra World India Limited 29,50,000 (31.03.22: 29,50,000) Units of Rs. 10 each	4,438.00	4,091.00
Elgin Mills Limited (5% 'B' Cumulative Pref. Shares) 120 (31.03.22: 120) Shares of Rs. 10 each	-	-
Total	44,080.20	47,687.30
i) Aggregate amount of quoted investments	38,314.24	40,958.28
ii) Market value of quoted investments	38,314.24	40,958.28
iii) Aggregate amount of unquoted investments	5,765.96	6,729.02

Note 5 Loans

(₹ in lakhs)

Particulars	As at 31.03.2023	As at 31.03.2022
Unsecured, considered good		
Loan to related parties - Subsidiaries (Refer Note 40)	905.25	905.25
Total	905.25	905.25

Note 6 Other Financial Assets

(₹ in lakhs)

Particulars	As at 31.03.2023	As at 31.03.2022
Security Deposits	7.75	7.75
Term Deposit of more than 12 months maturity	1.78	1.96
Total	9.53	9.71

Note 7 Deferred Tax Assets (Net)

As at 31.03.2023

(₹ in lakhs)

Particulars	Opening Balance	Recongized in profit or loss	Recongized in OCI	Closing Balance
Tax effect of items constituting deferred tax liabilities				
Investment	1,054.45	6.60	(340.69)	720.36
Tax effect of items constituting deferred tax assets				
Property, plant and equipment	1,731.01	125.81	-	1,856.82
Provision for employee benefit	17.17	(3.89)	(0.16)	13.12
Net Deferred Tax Assets	693.73	115.32	340.53	1,149.58

Notes on Standalone Financial Statements

Note 7 Deferred Tax Assets (Net) (Contd.)

As at 31.03.2022

(₹ in lakhs)

Particulars	Opening Balance	Recongized in profit or loss	Recongized in OCI	Closing Balance
Tax effect of items constituting deferred tax liabilities				
Investment	266.32	0.41	787.72	1,054.45
Tax effect of items constituting deferred tax assets				
Property, plant and equipment	1,608.90	122.11	-	1,731.01
Provision for employee benefit	14.07	3.10	-	17.17
Net Deferred Tax Assets	1,356.65	124.80	(787.72)	693.73

Note 7A Other Non-Current Assets

(₹ in lakhs)

Particulars	As at 31.03.2023	As at 31.03.2022
Security Deposits	69.00	68.56
Total	69.00	68.56

Note 8 Inventories

(₹ in lakhs)

Particulars	As at 31.03.2023	As at 31.03.2022
Stores and spares	6.54	6.74
Total	6.54	6.74

Note 9 Investments (Current)

(₹ in lakhs)

Particulars	As at 31.03.2023	As at 31.03.2022
Investments carried at fair value through profit or loss		
Mutual Fund (Un-quoted)		
Nippon India Ultra Short Duration Fund-Growth 4,201.583 (31.03.2022: Nil) Units of ₹1000 each	145.01	-
Nippon India Overnight Fund-Growth 6,93,017.624 (31.03.2022: Nil) Units of ₹100 each	830.67	-
Nippon India Liquid Fund-Growth 13,818.442 (31.03.2022: Nil) Units of ₹1000 each	753.55	-
SBI Liquid Fund -Regular Plan-Growth Nil (31.03.22: 27,716.615) Units of ₹ 1000 each	-	917.63
Total of Current Investments	1,729.23	917.63
Aggregate NAV value of unquoted Mutual Funds	1,729.23	917.63

Notes on Standalone Financial Statements

Note 10 Trade Receivables

(₹ in lakhs)

Particulars	As at 31.03.2023	As at 31.03.2022
Unsecured, considered good	35.11	118.92
Total	35.11	118.92

As at 31st March, 2023:

(₹ in lakhs)

Particulars	Outstanding for following periods from date of transaction					
	Less than 6 months	6 months - 1 year	1-2 years	2-3 years	More than 3 years	Total
(i) Undisputed Trade receivables- considered good	35.11	-	-	-	-	35.11
(ii) Undisputed Trade receivables- which have significant increase in credit risk	-	-	-	-	-	-
(iii) Undisputed Trade receivables- credit impaired	-	-	-	-	-	-
(iv) Disputed Trade Receivables- considered good	-	-	-	-	-	-
(v) Disputed Trade receivables- which have significant increase in credit risk	-	-	-	-	-	-
(vi) Disputed Trade receivables- credit impaired	-	-	-	-	-	-

As at 31st March, 2022:

(₹ in lakhs)

Particulars	Outstanding for following periods from date of transaction					
	Less than 6 months	6 months - 1 year	1-2 years	2-3 years	More than 3 years	Total
(i) Undisputed Trade receivables- considered good	89.92	29.00	-	-	-	118.92
(ii) Undisputed Trade receivables- which have significant increase in credit risk	-	-	-	-	-	-
(iii) Undisputed Trade receivables- credit impaired	-	-	-	-	-	-
(iv) Disputed Trade Receivables- considered good	-	-	-	-	-	-
(v) Disputed Trade receivables- which have significant increase in credit risk	-	-	-	-	-	-
(vi) Disputed Trade receivables- credit impaired	-	-	-	-	-	-

Note 11 Cash and cash equivalents

(₹ in lakhs)

Particulars	As at 31.03.2023	As at 31.03.2022
Balances with banks		
- In current accounts	115.00	158.04
Cash on hand	1.59	1.24
Total	116.59	159.28

Note 12 Bank balances other than Cash and cash equivalents

(₹ in lakhs)

Particulars	As at 31.03.2023	As at 31.03.2022
Unpaid Dividend Account	9.73	11.21
Total	9.73	11.21

Notes on Standalone Financial Statements

Note 13 Loans

(₹ in lakhs)

Particulars	As at 31.03.2023	As at 31.03.2022
Unsecured, considered good		
Loan to related parties - Subsidiaries & Others (Refer Note 40)	1,352.00	1,352.00
Others		
- Loan to others (Bodies Corporate)	2,674.82	3,334.83
Total	4,026.82	4,686.83

Note 14 Other Financial Assets

(₹ in lakhs)

Particulars	As at 31.03.2023	As at 31.03.2022
Term Deposit of less than 12 months maturity	-	200.00
Interest accrued on Loans	1,609.04	1,273.89
Interest accrued on Fixed Deposits	2.85	0.83
Total	1,611.89	1,474.72

Note 15 Current Tax Assets (Net)

(₹ in lakhs)

Particulars	As at 31.03.2023	As at 31.03.2022
Advance Payment of Income Tax (net of provision)	222.74	281.11
Total	222.74	281.11

Note 16 Other Current Assets

(₹ in lakhs)

Particulars	As at 31.03.2023	As at 31.03.2022
Advances other than capital advances		
Advances to suppliers/contractors	141.50	147.89
Others		
-Advance to Employees	0.92	1.98
-Prepaid Expenses	32.08	34.47
-Other Receivables	8.00	1.80
-Balances with Government Dept.	66.53	97.55
Total	249.03	283.69

Note 17 Equity Share Capital

(₹ in lakhs)

Particulars	As at 31.03.2023	As at 31.03.2022
Authorised Share Capital		
17,00,00,000 Equity Shares at par value of ₹1/- each (31st March 2022: 17,00,00,000 Equity Shares at par value of ₹1/- each)	1,700.00	1,700.00
3,00,000 6% Preference Shares at par value of ₹100/- each (31st March 2022: 3,00,000 Preference Shares at par value of ₹100/- each)	300.00	300.00
Total	2,000.00	2,000.00
Issued, Subscribed and paid up Capital		
12,74,26,590 Equity Shares at par value of ₹1/- each fully paid (31st March 2022: 12,74,26,590 Equity Shares of ₹1/- each)	1,274.27	1,274.27
Add: Forfeited Shares	0.01	0.01
Total	1,274.28	1,274.28

Notes on Standalone Financial Statements

Note 17 Equity Share Capital (Contd.)

Notes

- (i) The Company has only one class of shares referred to as equity shares having a par value of Re.1/- each. Each holder of equity shares is entitled to one vote per share. All equity shareholders are entitled to receive dividends as declared from time to time and are entitled to one vote per share at meetings of the shareholders of the company.
- (ii) In the event of liquidation of the Company, the holders of equity shares will be entitled to receive the remaining assets of the company, after distribution of all preferential amounts. However, no such preferential amounts exist currently. The distribution will be in proportion to the number of equity shares held by the shareholders.
- (iii) Reconciliation of number of issued, Subscribed and Paid-up Capital.

(₹ in lakhs)

Particulars	31.03.2023		31.03.2022	
	No. of Shares	Amount	No. of Shares	Amount
Number of Shares at the beginning of the year	12,74,26,590	1,274.27	12,74,26,590	1,274.27
Add: Equity shares issued during the year	-	-	-	-
Number of Shares at the end of the year	12,74,26,590	1,274.27	12,74,26,590	1,274.27

- (iv) The Board of Directors, at their meeting held on 12th May, 2023 recommended a final dividend of Rs. 0.15 per equity share for the year ended 31st March, 2023, subject to approval of shareholders. On approval, the dividend outgo is expected to be Rs.191.14 lakh. During the year ended 31st March, 2023, the Company paid the final dividend of Rs. 0.075 per equity share for the year ended March 31, 2022.

Dividend recognized as distribution to equity shareholders is in accordance with Companies Act, 2013.

- (v) Paid-up amount of Forfeited Shares is Rs.500/-
- (vi) The name of Shareholders holding more than 5% of Equity Shares-

(₹ in lakhs)

Name of the Shareholders	31.03.2023		31.03.2022	
	% of holding	No. of Equity Shares held	% of holding	No. of Equity Shares held
Mr. Saroj Kumar Poddar	6.68	85,10,543	6.68	85,10,543
Zuari International Ltd. (Formerly known as Zuari Investments Ltd.)	10.05	1,28,10,900	10.05	1,28,10,900
Adventz Finance Pvt. Ltd.	16.23	2,06,81,037	16.14	2,05,63,607
Zuari Industries Ltd. (Formerly known as Zuari Global Ltd.)	20.78	2,64,80,712	20.78	2,64,80,712
Duke Commerce Ltd.	6.61	84,26,464	6.61	84,26,464
Finquest Financial Solutions Pvt. Ltd.	6.79	86,52,581	-	-
Mr. Minal Bharat Patel	9.85	1,25,56,766	6.58	83,90,359

Shares held by promoters at the end of the year

As at 31st March, 2023

(₹ in lakhs)

Sl. No	Promoter name	No. of Shares	% of total shares	% Change during the year
1	Saroj Kumar Poddar (As A Karta)	7,81,679	0.61	-
2	Saroj Kumar Poddar (As A Trustee - Saroj And Jyoti Poddar Holdings Private Trust)	60,00,000	4.71	-
3	Shradha Agarwala	14,280	0.01	-
4	Jyotsna Poddar	6,21,790	0.49	-
5	Saroj Kumar Poddar (As An Individual)	17,28,864	1.36	-
6	Kumari Anisha Agarwala	32,140	0.03	-
7	Aashti Agarwala	14,280	0.01	-
8	Eureka Traders Private Limited	530	-	-
9	Indrakshi Trading Company Private Limited	50,762	0.04	-

Notes on Standalone Financial Statements

Note 17 Equity Share Capital (Contd.)

(₹ in lakhs)

Sl. No	Promoter name	No. of Shares	% of total shares	% Change during the year
10	Master Exchange & Finance Limited	15,760	0.01	-
11	Premium Exchange And Finance Limited	1,88,090	0.15	-
12	Zuari International Limited (Formerly known as Zuari Investments Ltd.)	1,28,10,900	10.05	-
13	Zuari Industries Limited (Formerly known as Zuari Global Ltd.)	2,64,80,712	20.78	-
14	Jeewan Jyoti Medical Society	1,60,500	0.13	-
15	Adventz Finance Private Limited	2,06,81,037	16.23	0.09
16	Duke Commerce Limited	84,26,464	6.61	-
17	Greenland Trading Private Limited	35,000	0.03	-
18	Texmaco Rail & Engineering Ltd	1,99,809	0.16	-
19	Abhishek Holdings Private Limited	280	-	-
20	Adventz Investment Company Private Limited	-	-	-
21	Adventz Securities Enterprises Limited	38,09,140	2.99	-
22	New Eros Tradecom Limited	7,38,800	0.58	-
23	Akshay Poddar	1,33,552	0.10	0.07
24	Puja Poddar	28,570	0.02	-
25	Atiksh Poddar	89,280	0.07	-
	Total	8,30,42,219	65.17	0.16

As at 31st March, 2022

(₹ in lakhs)

Sl. No	Promoter name	No. of Shares	% of total shares	% Change during the year
1	Saroj Kumar Poddar (As A Karta)	7,81,679	0.61	-
2	Saroj Kumar Poddar (As A Trustee - Saroj And Jyoti Poddar Holdings Private Trust)	60,00,000	4.71	-
3	Shradha Agarwala	14,280	0.01	-
4	Jyotsna Poddar	6,21,790	0.49	-
5	Saroj Kumar Poddar (As An Individual)	17,28,864	1.36	-
6	Kumari Anisha Agarwala	32,140	0.03	-
7	Aashti Agarwala	14,280	0.01	-
8	Eureka Traders Private Limited	530	-	-
9	Indrakshi Trading Company Private Limited	50,762	0.04	-
10	Master Exchange & Finance Limited	15,760	0.01	-
11	Premium Exchange And Finance Limited	1,88,090	0.15	-
12	Zuari Investments Limited	1,28,10,900	10.05	-
13	Zuari Global Limited	2,64,80,712	20.78	-
14	Jeewan Jyoti Medical Society	1,60,500	0.13	-
15	Adventz Finance Private Limited	2,05,63,607	16.14	3.63
16	Duke Commerce Limited	84,26,464	6.61	0.55
17	Greenland Trading Private Limited	35,000	0.03	-
18	Texmaco Rail & Engineering Ltd	1,99,809	0.16	(1.68)
19	Abhishek Holdings Private Limited	280	-	-
20	Adventz Investment Company Private Limited	-	-	(2.38)
21	Adventz Securities Enterprises Limited	38,09,140	2.99	-
22	New Eros Tradecom Limited	7,38,800	0.58	-
23	Akshay Poddar	33,552	0.03	-
24	Puja Poddar	28,570	0.02	-
25	Atiksh Poddar	89,280	0.07	-
	Total	8,28,24,789	65.01	0.12

Notes on Standalone Financial Statements

Note 18 Other Equity

(₹ in lakhs)

Particulars	Note Reference	As at 31.03.2023	As at 31.03.2022
Securities Premium	18.1	52.57	52.57
General Reserve	18.2	19,512.36	19,512.36
Capital Redemption Reserve	18.3	415.07	415.07
Retained Earnings	18.4	17,348.11	17,083.81
Other Comprehensive Income	18.5	25,573.81	28,840.23
		62,901.92	65,904.04

Note 18.1

(₹ in lakhs)

Particulars	As at 31.03.2023	As at 31.03.2022
Securities Premium		
Balance at the beginning of the year	52.57	52.57
Add: Changes during the year	-	-
Balance at the end of the year	52.57	52.57

Note 18.2

(₹ in lakhs)

Particulars	As at 31.03.2023	As at 31.03.2022
General Reserve		
Balance as at the beginning of the year	19,512.36	19,512.36
Add: Transferred from Retained Earnings	-	-
Balance at the end of the year	19,512.36	19,512.36

Note 18.3

(₹ in lakhs)

Particulars	As at 31.03.2023	As at 31.03.2022
Capital Redemption Reserve		
Balance as at the beginning of the year	415.07	415.07
Add: Changes during the year	-	-
Balance at the end of the year	415.07	415.07

Note 18.4

(₹ in lakhs)

Particulars	As at 31.03.2023	As at 31.03.2022
Retained Earnings		
Balance as at the beginning of the year	17,083.81	16,854.52
Add: Profit for the year	359.40	159.33
Add: Transfer from OCI (Equity Instruments)	-	326.03
Add: Transfer from OCI (Remeasurement of defined benefit plans)	0.47	(1.22)
Less: Dividend on Equity Shares	(95.57)	(254.85)
Less: Transfer to General Reserve	-	-
Balance at the end of the year	17,348.11	17,083.81

Notes on Standalone Financial Statements

Note 18 Other Equity (Contd.)

Note 18.5

(₹ in lakhs)

Particulars	As at 31.03.2023	As at 31.03.2022
Other Comprehensive Income (OCI)		
Equity Instruments through Other Comprehensive Income Reserve		
Balance as at the beginning of the year	27,848.63	(1,769.17)
Add: Change in fair value (Net of tax)	(3,568.77)	29,943.83
Less: Transfer to Retained earnings	-	(326.03)
Balance at the end of the year	24,279.86	27,848.63
Debt Instruments through Other Comprehensive Income Reserve		
Balance as at the beginning of the year	991.60	494.90
Add: Change in fair value (Net of tax)	302.35	496.70
Balance at the end of the year	1,293.95	991.60
Remeasurement of defined benefit plans		
Balance as at the beginning of the year	-	-
Add: Remeasurement gain (Net of tax)	0.47	(1.22)
Less: Transferred to retained earnings	0.47	(1.22)
Balance at the end of the year	-	-
Total of Other Comprehensive Income Reserve (a+b+c)	25,573.81	28,840.23

Nature and purpose of each reserves:

- Capital Redemption Reserve is created pursuant to redemption of preference shares issued in earlier years. This reserve shall be utilised in accordance with the provisions of the Act.
- Securities Premium is used to record the premium on issue of shares. This reserve shall be utilised in accordance with the provisions of the Act.
- General Reserve represents the reserve created through annual transfer of net profit at a specified percentage in accordance with the provisions of the erstwhile Companies Act, 1956. Consequent to the introduction of the Companies Act, 2013, the requirement to mandatory transfer a specified percentage of its profit to general reserve has been withdrawn, though the Company may voluntarily transfer such percentage of its profits for the financial year, as it may consider appropriate. This reserve can be utilised in accordance with the provisions of the Act.
- Retained Earnings represents the undistributed profit / amount of accumulated earnings of the Company.
- Equity Instruments through other comprehensive income represents the cumulative gains and losses arising on fair valuation of equity instruments measured at fair value through other comprehensive income, net of tax.
- Debt instruments through other comprehensive income represents the cumulative gains and losses arising on fair valuation of debt instruments measured at fair value through other comprehensive income, net of tax.
- Remeasurement of defined benefit plans comprises actuarial gains and losses which are recognised in other comprehensive income and then immediately transferred to retained earnings.

Notes on Standalone Financial Statements

Note 19 Borrowings

Particulars	(₹ in lakhs)	
	As at 31.03.2023	As at 31.03.2022
From Bank - Secured		
Term Loans	2,062.80	2,180.05
Car Loans	35.16	41.46
Total	2,097.96	2,221.51

Term Loan is secured against hypothecation of gurugram property and its rental income [disclosed as investment property in Note 3(iv)]. Remaining term loan is repayable in 128 (31.03.22: 130) monthly instalments. The loan carries interest @ 8.45% p.a. currently.

Car Loan is secured against hypothecation of Cars. Remaining car loan is repayable in 66 (31.03.22: 78) monthly instalments (disclosed as current maturity in Note 23).

There is no default in repayments of the principal amount of loans and interest thereon.

Note 20 Other financial liabilities

Particulars	(₹ in lakhs)	
	As at 31.03.2023	As at 31.03.2022
Retention Money	0.07	2.54
Total	0.07	2.54

Note 21 Provisions

Particulars	(₹ in lakhs)	
	As at 31.03.2023	As at 31.03.2022
Provision for employee benefits (Refer Note 41)		
Unavailed Leave	6.28	8.59
Gratuity	41.41	42.54
Total	47.69	51.13

The Company accounts for Gratuity and Leave liabilities based on Actuarial valuation.

Note 22 Other non current liabilities

Particulars	(₹ in lakhs)	
	As at 31.03.2023	As at 31.03.2022
Advance against sale of land & super build area	140.79	140.79
Unamortised Grants	190.70	199.37
Security Deposit	331.75	337.57
Total	663.24	677.73

Notes on Standalone Financial Statements

Note 23 Borrowings (Short Term)

Particulars	(₹ in lakhs)	
	As at 31.03.2023	As at 31.03.2022
Current maturities of long-term debt*		
Term Loan	131.47	146.02
Car Loan	5.80	5.84
Total	137.27	151.86

*Refer Note 19 for nature of security and terms of repayment.

Note 24 Trade Payables

Particulars	(₹ in lakhs)	
	As at 31.03.2023	As at 31.03.2022
Dues to micro and small enterprises (MSME)	-	-
Dues to creditors other than MSME	66.11	168.35
Total	66.11	168.35

Based on the information/documents available with the Company, the Company has not been able to verify the status of vendors under Micro, Small and Medium Enterprises Development Act, 2006 and hence disclosure relating to amount unpaid as at the year end together with interest paid/payable under this Act have not been given.

Trade Payables ageing schedule:

As at 31st March, 2023

Particulars	(₹ in lakhs)				
	Outstanding for following periods from date of transaction				
	Less than 1 year	1-2 years	2-3 years	More than 3 years	Total
(I) MSME	-	-	-	-	-
(ii) Others	47.38	5.96	12.77	-	66.11
(iii) Disputed dues- MSME	-	-	-	-	-
(iv) Disputed dues- Others	-	-	-	-	-

As at 31st March, 2022

Particulars	(₹ in lakhs)				
	Outstanding for following periods from date of transaction				
	Less than 1 year	1-2 years	2-3 years	More than 3 years	Total
(i) MSME	-	-	-	-	-
(ii) Others	159.24	0.09	-	9.02	168.35
(iii) Disputed dues- MSME	-	-	-	-	-
(iv) Disputed dues- Others	-	-	-	-	-

Notes on Standalone Financial Statements

Note 25 Other financial liabilities

Particulars	(₹ in lakhs)	
	As at 31.03.2023	As at 31.03.2022
Interest accrued but not due on borrowings	-	6.54
Unclaimed/Unpaid dividends	9.73	11.21
Others		
- Liabilities for Expenses	59.73	42.97
- Salary and other payroll dues	27.31	28.45
- Others Misc. Payable	0.20	2.45
Total	96.97	91.62

There is no amount due and outstanding to be credited to the Investor Education and Protection Fund as at 31st March, 2023
(Previous Year: Nil)

Note 26 Other current liabilities

Particulars	(₹ in lakhs)	
	As at 31.03.2023	As at 31.03.2022
Current portion of Unamortised Grants	8.67	8.67
Statutory Dues	29.14	86.82
Total	37.81	95.49

Note 27 Provisions (Current)

Particulars	(₹ in lakhs)	
	As at 31.03.2023	As at 31.03.2022
Provision for employee benefits (Refer Note 41)		
Unavailed Leave	0.19	10.59
Gratuity	2.96	6.49
Total	3.15	17.08

The Company accounts for Gratuity and Leave liabilities based on Actuarial valuation.

Note 28 Revenue From operations

Particulars	(₹ in lakhs)	
	Year Ended 31.03.2023	Year Ended 31.03.2022
Sale of products / goods	377.89	865.51
Sale of services	664.63	466.34
	1,042.52	1,331.85
Other operating revenues	-	16.01
Total	1,042.52	1,347.86

Notes on Standalone Financial Statements

Note 29 Other Income

Particulars	(₹ in lakhs)	
	Year Ended 31.03.2023	Year Ended 31.03.2022
Interest Income		
From Bank	3.94	1.26
From Others	620.56	815.32
Dividend Income		
Income from non-current investments	204.99	228.10
Other non-operating income		
Net gain on sale/fair value of non-current investments	78.27	250.71
Net gain on sale/fair value of current investments	-	8.27
Miscellaneous receipts and income	3.65	1.48
Profit on sale of property, plant & equipment	1.13	16.79
Provision & excess liabilities written back	4.44	0.02
Subsidy transferred to revenue based on assets life	8.67	8.67
Total	925.65	1,330.62

Note 30 Employee benefits expense

Particulars	(₹ in lakhs)	
	Year Ended 31.03.2023	Year Ended 31.03.2022
Salaries, Wages and Bonus	395.74	395.92
Contribution to provident and other funds		
- Provident Fund and Pension Fund	23.61	24.06
- Gratuity	8.84	7.68
Staff Welfare Expenses	8.44	7.31
Total	436.63	434.97

Note 31 Finance Costs

Particulars	(₹ in lakhs)	
	Year Ended 31.03.2023	Year Ended 31.03.2022
Interest expenses		
- Banks	175.09	180.29
- On Lease Liabilities	60.83	44.37
- Others	-	22.88
Total	235.92	247.54

Note 32 Depreciation and Amortization Expense

Particulars	(₹ in lakhs)	
	Year Ended 31.03.2023	Year Ended 31.03.2022
For the Year		
- On Property, plant and equipment	110.46	144.09
- On Right-of-use assets	17.78	17.90
- On Investment property	122.81	122.81
- On Other Intangible Assets	7.70	8.71
Total	258.75	293.51

Notes on Standalone Financial Statements

Note 33 Other Expenses

(₹ in lakhs)

Particulars	Year Ended 31.03.2023	Year Ended 31.03.2022
Power and Fuel	5.04	12.55
Rent	3.72	1.98
Repairs to buildings	82.22	103.01
Repairs to machinery	32.08	43.76
Repairs to others	13.75	12.08
Labour and Security Charges	125.23	116.08
Insurance	23.01	11.87
Rates and Taxes excluding taxes on Income	114.54	79.71
Directors' Sitting Fees	13.20	11.00
Directors' Commission	-	9.17
Professional Fees	55.66	76.80
Travelling / Conveyance Expenses	22.24	17.80
Vehicle Expenses	22.07	22.67
Payments to the Auditor		
As Auditor	3.60	3.60
For Quarterly Review	1.44	1.44
For Fees for Other Services (incl. for issuing various certificates)	0.60	0.50
Cost Auditors' Remuneration	0.38	0.34
Commission & Brokerage	7.82	33.33
CSR Expenses (Refer footnote below)	30.01	20.99
Miscellaneous Expenses	63.97	40.90
Loan given written off	-	436.06
Sundry Debit Balance Adjusted/Written off	5.21	0.61
Total	625.79	1,056.25

Notes on CSR Expense

(₹ in lakhs)

Particulars	Year Ended 31.03.2023	Year Ended 31.03.2022
(a) Amount required to be spent by the Company during the year	10.17	16.76
(b) Amount of expenditure incurred	30.01	20.99
(c) Shortfall at the end of the year	-	-
(d) Total of previous years shortfall	-	-
(e) Reason for shortfall	NA	NA
(f) Nature of CSR activities	Education	Education
(g) Details of related party transactions	NA	NA
(h) Where a provision is made with respect to a liability incurred by entering into a contractual obligation, the movements in the provision during the year shall be shown separately	NA	NA

Notes on Standalone Financial Statements

Note 34 Tax Expenses

Particulars	(₹ in lakhs)	
	Year Ended 31.03.2023	Year Ended 31.03.2022
a) Tax Expense		
Current Tax		
- Current tax on profits for the year	88.00	106.00
- Adjustments for current tax of prior periods	-	-
- Total current tax expense	88.00	106.00
Deferred Tax		
- Decrease/(increase) in deferred tax assets	(130.87)	(127.90)
- (Decrease)/increase in deferred tax liabilities	15.55	3.10
- Total deferred tax expenses/(benefit)	(115.32)	(124.80)
Tax Expense	(27.32)	(18.80)
b) Reconciliation of tax expenses and the accounting profit multiplied by India's tax rate		
Profit before tax	332.08	140.53
Tax at the Indian tax rate of 25.168% (previous year - 25.168%)	83.58	35.37
Tax effect of amounts which are not deductible (taxable) in calculating taxable income		
- Corporate social responsibility expenditure	7.55	5.28
- Disallowance of estimated expenditure to earn tax exempt income	19.38	49.08
- Income from Investment	-	17.62
- Others	45.75	-
Tax effect of amounts which are deductible (non-taxable) in calculating taxable income		
- Income from Investment	(124.44)	(7.46)
- Income from rented property	(50.08)	(35.24)
- Others	(9.06)	(83.45)
Tax Expense	(27.32)	(18.80)

NOTE 35 : Other Comprehensive Income

Particulars	(₹ in lakhs)	
	Year Ended 31.03.2023	Year Ended 31.03.2022
i. Items that will not be reclassified to profit or loss		
Remeasurement of defined benefit plans	0.63	(1.63)
Equity instruments through Other comprehensive income	(3,954.11)	30,627.66
ii. Income tax relating to items that will not be reclassified to profit or loss		
Remeasurement of defined benefit plans	0.16	0.41
Equity instruments through Other comprehensive income	385.02	(683.83)
i. Items that will be reclassified to profit or loss		
Debt Instruments through Other Comprehensive Income	347.00	601.00
ii. Income tax relating to items that will be reclassified to profit or loss		
Debt Instruments through Other Comprehensive Income	(44.65)	(104.30)
Total	(3,265.95)	30,439.31

Notes on Standalone Financial Statements

36. Contingent liabilities

The particulars of dues of Income Tax as at 31st March, 2023 which have not been considered as liability on account of a dispute are as follows (31.03.2022 - Amount not ascertainable) :

Name of the statute	Nature	Amount	Period to which the amount relates	Forum where the dispute is pending
The Income Tax Act, 1961	Income Tax	158.33	2013-14	CIT(Appeal)
The Income Tax Act, 1961	Income Tax	12.20	2017-18	CIT(Appeal)
The Income Tax Act, 1961	Income Tax	5.11	2018-19	National Faceless Appeal Centre (NFAC), Delhi
The Income Tax Act, 1961	Income Tax	6.78	2019-20	National Faceless Appeal Centre (NFAC), Delhi
		182.42*		

* Entire amount has been pre-deposited

Suits/Claims filed by the Company or against the Company, for damages/recovery possessions of quarters/land at Delhi, wages/reinstatement & other matters are under dispute and sub-judice-Amount not ascertainable (31.03.2022 – Amount not ascertainable).

37. The Company incurred an expenditure of Rs.Nil (31st March, 2022:Rs.6.21lakhs) by way of Legal Expenses and payment of dues and ex-gratia to the ex-employees for obtaining vacant possession of the residential quarters unauthorized occupied by them even after cessation of their employment. These expenses have been shown as expenses on Land and capitalised under the head "Land".

38. In the opinion of the management, current assets, loans and advances have a value on realisation in the ordinary course of business unless otherwise stated, at least to the amount at which they are stated and the provisions for all known and determined liabilities are adequately provided.

39. Disclosure pursuant to Section 186(4) of the Companies Act, 2013:

Particulars of loans given and investments made is given in Note 5 & 13 and 4 & 9 respectively. Loans have been given for normal business use.

Note 40 Related Party Disclosure

	Relationship	Name of Parties 2022-23	Name of Parties 2021-22		
A	Subsidiaries	High Quality Steels Limited (HQSL) (100% of the Capital held by the Company)	High Quality Steels Limited (HQSL) (100% of the Capital held by the Company)		
		Valley View Landholdings Pvt. Ltd. (100% of the Capital held by the Company)	Valley View Landholdings Pvt. Ltd. (100% of the Capital held by the Company)		
		Macfarlane & Company Limited (74.53% of the Capital held by the Company)	Macfarlane & Company Limited (74.53% of the Capital held by the Company)		
		Snowblue Conclave Pvt. Limited (100% of the capital held by HQSL)	Snowblue Conclave Pvt. Limited (100% of the capital held by HQSL)		
		Top flow Buildcon Pvt. Limited (100% of the capital held by HQSL)	Topflow Buildcon Pvt. Limited (100% of the capital held by HQSL)		
		Startree Enclave Pvt. Limited (100% of the capital held by HQSL)	Startree Enclave Pvt. Limited (100% of the capital held by HQSL)		
		Mr. S.K. Poddar (Director)	Mr. S.K. Poddar (Director)		
		B	Key Management Personnel	Mrs. Jyotsna Poddar (Director)	Mrs. Jyotsna Poddar (Director)
				Mr. Akshay Poddar (Director)	Mr. Akshay Poddar (Director)
Mr. Santosh Kumar Rungta (Director)	Mr. Santosh Kumar Rungta (Director)				
-	Mr. Kalpataru Tripathy (Director) (Ceased w.e.f. 15th July, 2021)				

Notes on Standalone Financial Statements

Note 40 Related Party Disclosure (Contd.)

	Relationship	Name of Parties 2022-23	Name of Parties 2021-22
		Mr. Utsav Parekh (Director) (Ceased w.e.f. 2nd November, 2022)	Mr. Utsav Parekh (Director)
		Mr. D. R. Kaarthikeyan (Director)	Mr. D. R. Kaarthikeyan (Director)
		Ms. Ramya Hariharan (Director) (Ceased w.e.f. 2nd March, 2023)	Ms. Ramya Hariharan (Director)
		-	Mr. R S Raghavan (Director) (Ceased w.e.f. 7th February, 2022)
		Mr. Ravi Todi	Mr. Ravi Todi (Appointment w.e.f. 14th May, 2021)
		Mr. Athar Shahab	Mr. Athar Shahab (Appointment w.e.f. 7th February, 2022)
		Mr. K. K. Rajgaria, Chief Financial Officer (Ceased w.e.f. 25th July, 2022)	Mr. K. K. Rajgaria, Chief Financial Officer
		Mr. Ganesh Gupta, Chief Financial Officer (Appointment w.e.f. 21st January, 2023)	-
		Mr. Rahul Harsh (Company Secretary)	Mr. Rahul Harsh (Company Secretary)
		Mr. S. U. Khan Vice President & Manager (Ceased w.e.f. 28th March, 2023)	Mr. S. U. Khan Vice President & Manager
		Mr. Arvind Kumar Chaubey Business Head & Manager (Appointment w.e.f. 28th March, 2023)	-
C	Associates	Lionel India Limited (50.00% of the Capital held by the Company)	Lionel India Limited (50.00% of the Capital held by the Company)
		-	Texmaco Rail & Engineering Limited (Ceased w.e.f. 2nd December, 2021)
		-	Sigma Rail Systems Private Limited (Ceased w.e.f. 29th March, 2022)
D	Other Related Parties where transaction exists	Zuari International Ltd. (Previously known as Zuari Investments Ltd.)	Zuari International Ltd. (Previously known as Zuari Investments Ltd.)
		Duke Commerce Ltd.	Duke Commerce Ltd.
		Adventz Securities Enterprises Ltd.	Adventz Securities Enterprises Ltd.
		Animark Enterprises Pvt. Limited	Animark Enterprises Pvt. Limited
		Zuari Industries Ltd. (Previously known as Zuari Global Ltd.)	Zuari Industries Ltd. (Previously known as Zuari Global Ltd.)
		New Eros Tradecom Ltd.	New Eros Tradecom Ltd.
		Master Exchange & Finance Ltd.	Master Exchange & Finance Ltd.
		Adventz Investments Co. Pvt. Ltd.	Adventz Investments Co. Pvt. Ltd.
		Adventz Securities Trading Pvt. Ltd.	Adventz Securities Trading Pvt. Ltd.
		Adventz Finance Pvt. Ltd.	Adventz Finance Pvt. Ltd.
		Eureka Traders Pvt. Ltd.	Eureka Traders Pvt. Ltd.
		Abhishek Holdings Pvt. Ltd.	Abhishek Holdings Pvt. Ltd.
		Greenland Trading Pvt. Ltd.	Greenland Trading Pvt. Ltd.
		Indrakshi Trading Company Pvt. Ltd.	Indrakshi Trading Company Pvt. Ltd.
		Jeewan Jyoti Medical Society	Jeewan Jyoti Medical Society
		Texmaco Rail & Engineering Ltd.	Texmaco Rail & Engineering Ltd.
		Simon India Ltd.	Simon India Ltd.
		Zuari Agro Chemicals Ltd.	Zuari Agro Chemicals Ltd.

Notes on Standalone Financial Statements

Note 40 Related Party Disclosure (Contd.)

Relationship	Name of Parties 2022-23	Name of Parties 2021-22
	Zuari Infracore Ltd.	Zuari Infracore Ltd.
	Zuari Finserv Ltd.	Zuari Finserv Ltd.
	Zuari Management Services Ltd.	Zuari Management Services Ltd.
	Gobind Sugar Mills Ltd. (Merged with Zuari Industries Ltd.)	Gobind Sugar Mills Ltd.
	Indian Furniture Products Ltd.	Indian Furniture Products Ltd.
	Hettich India Pvt. Ltd.	Hettich India Pvt. Ltd.
	Mangalore Chemicals & Fertilizers Ltd.	Mangalore Chemicals & Fertilizers Ltd.
	Paradeep Phosphate Ltd.	Paradeep Phosphate Ltd.
	Premium Exchange & Finance Ltd.	Premium Exchange & Finance Ltd.
	Ms. Puja Poddar (Wife of Mr. Akshay Poddar)	Ms. Puja Poddar (Wife of Mr. Akshay Poddar)
	Master Atiksh Poddar (Son of Mr. Akshay Poddar)	Master Atiksh Poddar (Son of Mr. Akshay Poddar)
	Ms. Shradha Agarwala (Daughter of Mr. S.K.Poddar)	Ms. Shradha Agarwala (Daughter of Mr. S.K.Poddar)
	Mr. Gaurav Agarwala (Son-in-law of Mr. S.K. Poddar)	Mr. Gaurav Agarwala (Son-in-law of Mr. S.K. Poddar)
	Animark Enterprises Pvt Ltd.	Animark Enterprises Pvt Ltd.
	Mrs. Anisha Berlia (earlier known as Kumari Anisha Agarwala) (Daughter of Mr. Gaurav Agarwala)	Kumari Anisha Agarwala (Daughter of Mr. Gaurav Agarwala)
	Kumari Aashti Agarwala (Daughter of Mr. Gaurav Agarwala)	Kumari Aashti Agarwala (Daughter of Mr. Gaurav Agarwala)

Related Party Transactions

(₹ in lakhs)

Transactions	Subsidiaries	Associate	Key Management Personnel / Director	Others	Grand Total	Balance outstanding as on
Remuneration Paid						
Mr. K. K. Rajgaria, Chief Financial Officer (Ceased w.e.f. 25th July, 2022)	- (-)	- (-)	19.89 (39.82)	- (-)	19.89 (39.82)	- (-)
Mr. Ganesh Gupta, Chief Financial Officer (Appointment w.e.f. 21st January, 2023)	- (-)	- (-)	5.78 (-)	- (-)	5.78 (-)	- (-)
Mr. Rahul Harsh, (Company Secretary)	- (-)	- (-)	5.70 (4.90)	- (-)	5.70 (4.90)	- (-)
Mr. S. U. Khan, Vice President & Manager (Ceased w.e.f. 28th March, 2023)	- (-)	- (-)	62.55 (52.09)	- (-)	62.55 (52.09)	- (-)
Mr. Arvind Kumar Chaubey, Business Head & Manager (Appointment w.e.f. 28th March, 2023)	- (-)	- (-)	0.43 (-)	- (-)	0.43 (-)	- (-)
Mr. Gaurav Agarwala	- (-)	- (-)	- (-)	91.12 (91.40)	91.12 (91.40)	- (-)
Sitting Fees & Commission Paid						
Mr. Akshay Poddar	- (-)	- (-)	1.90 (2.50)	- (-)	1.90 (2.50)	- (-)
Mr. Athar Shahab	- (-)	- (-)	1.40 (0.45)	- (-)	1.40 (0.45)	- (-)

Notes on Standalone Financial Statements

Note 40 Related Party Disclosure (Contd.)

(₹ in lakhs)

Transactions	Subsidiaries	Associate	Key Management Personnel / Director	Others	Grand Total	Balance outstanding as on
Ms. Jyotsna Poddar	- (-)	- (-)	0.80 (1.80)	- (-)	0.80 (1.80)	- (-)
Mr. S.K. Poddar	- (-)	- (-)	1.20 (1.80)	- (-)	1.20 (1.80)	- (-)
Mr. Ravi Todi	- (-)	- (-)	2.20 (2.18)	- (-)	2.20 (2.18)	- (-)
Mr. Santosh Kumar Rungta	- (-)	- (-)	2.10 (2.30)	- (-)	2.10 (2.30)	- (-)
Mr. Kalpataru Tripathy	- (-)	- (-)	- (0.59)	- (-)	- (0.59)	- (-)
Mr. Utsav Parekh	- (-)	- (-)	0.60 (2.60)	- (-)	0.60 (2.60)	- (-)
Mr. D. R. Kaarthikeyan	- (-)	- (-)	1.60 (2.10)	- (-)	1.60 (2.10)	- (-)
Mr. Ramya Hariharan	- (-)	- (-)	1.40 (2.00)	- (-)	1.40 (2.00)	- (-)
Mr. R S Raghavan	- (-)	- (-)	- (1.86)	- (-)	- (1.86)	- (-)
Purchase of Goods/Services						
High Quality Steels Limited	30.31 (27.44)	- (-)	- (-)	- (-)	30.31 (27.44)	3.57 (2.60)
Lionel India Limited	- (-)	3.44 (5.66)	- (-)	- (-)	3.44 (5.66)	- (-)
Sale of Shares						
Ms. Jyotsna Poddar	- (-)	- (-)	- (1.80)	- (-)	- (1.80)	- (1.80)
Zuari International Limited	- (-)	- (-)	- (-)	- (250.71)	- (250.71)	- (-)
Purchase of Shares						
Texmaco Rail & Engineering Limited	- (-)	- (-)	- (-)	- (744.49)	- (744.79)	- (-)
Dividend Received						
Texmaco Rail & Engineering Limited	- (-)	- (-)	- (-)	58.50 (58.50)	58.50 (58.50)	- (-)
Zuari Industries Limited	- (-)	- (-)	- (-)	27.58 (82.74)	27.58 (82.74)	- (-)
Dividend Paid						
Mr. S. K. Poddar	- (-)	- (-)	6.38 (17.02)	- (-)	6.38 (17.02)	- (-)
Ms. Jyotsna Poddar	- (-)	- (-)	0.47 (1.24)	- (-)	0.47 (1.24)	- (-)
Ms. Shradha Agarwala	- (-)	- (-)	- (-)	0.01 (0.03)	0.01 (0.03)	- (-)
Ms. Puja Poddar	- (-)	- (-)	- (-)	0.02 (0.06)	0.02 (0.06)	- (-)

Notes on Standalone Financial Statements

Note 40 Related Party Disclosure (Contd.)

(₹ in lakhs)

Transactions	Subsidiaries	Associate	Key Management Personnel / Director	Others	Grand Total	Balance outstanding as on
Mr. Akshay Poddar	-	-	0.03	-	0.03	-
	(-)	(-)	(0.07)	(-)	(0.07)	(-)
Master Atiksh Poddar	-	-	-	0.07	0.07	-
	(-)	(-)	(-)	(0.18)	(0.18)	(-)
Kumari Aashti Agarwala	-	-	-	0.01	0.01	-
	(-)	(-)	(-)	(0.03)	(0.03)	(-)
Mrs. Anisha Berlia (earlier known as Kumari Anisha Agarwala)	-	-	-	0.02	0.02	-
	(-)	(-)	(-)	(0.06)	(0.06)	(-)
Mr. K. K. Rajgaria	-	-	-	-	-	-
	(-)	(-)	(-)	(-)	(-)	(-)
Abhishek Holdings Pvt. Ltd.	-	-	-	-	-	-
	(-)	(-)	(-)	(-)	(-)	(-)
Adventz Securities Enterprises Ltd.	-	-	-	2.86	2.86	-
	(-)	(-)	(-)	(7.62)	(7.62)	(-)
Adventz Investments Co. Pvt. Ltd.	-	-	-	-	-	-
	(-)	(-)	(-)	(6.07)	(6.07)	(-)
Adventz Finance Pvt. Ltd.	-	-	-	15.42	15.42	-
	(-)	(-)	(-)	(31.89)	(31.89)	(-)
Duke Commerce Ltd.	-	-	-	6.32	6.32	-
	(-)	(-)	(-)	(15.45)	(15.45)	(-)
Eureka Traders Pvt. Ltd.	-	-	-	-	-	-
	(-)	(-)	(-)	(-)	(-)	(-)
Greenland Trading Pvt. Ltd.	-	-	-	0.03	0.03	-
	(-)	(-)	(-)	(0.07)	(0.07)	(-)
Indrakshi Trading Company Pvt. Ltd.	-	-	-	0.04	0.04	-
	(-)	(-)	(-)	(0.10)	(0.10)	(-)
Jeewan Jyoti Medical Society	-	-	-	0.12	0.12	-
	(-)	(-)	(-)	(0.32)	(0.32)	(-)
Master Exchange & Finance Ltd.	-	-	-	0.01	0.01	-
	(-)	(-)	(-)	(0.03)	(0.03)	(-)
New Eros Tradecom Ltd.	-	-	-	0.55	0.55	-
	(-)	(-)	(-)	(1.48)	(1.48)	(-)
Premium Exchange & Finance Ltd.	-	-	-	0.14	0.14	-
	(-)	(-)	(-)	(0.38)	(0.38)	(-)
Texmaco Rail & Engineering Ltd.	-	-	-	0.15	0.15	-
	(-)	(-)	(-)	(4.70)	(4.70)	(-)
Zuari International Ltd.	-	-	-	9.61	9.61	-
	(-)	(-)	(-)	(25.62)	(25.62)	(-)
Zuari Industries Ltd.	—	—	—	19.86	19.86	--
	(-)	(-)	(-)	(52.96)	(52.96)	(-)

Notes on Standalone Financial Statements

Note 40 Related Party Disclosure (Contd.)

(₹ in lakhs)

Transactions	Subsidiaries	Associate	Key Management Personnel / Director	Others	Grand Total	Balance outstanding as on
Zuari Infracore Ltd.	-	-	-	-	-	500.00
	(-)	(-)	(-)	(-)	(-)	(500.00)
Valley View Landholdings Pvt. Ltd.	-	-	-	-	-	2.00
	(1.00)	(-)	(-)	(-)	(1.00)	(2.00)
Security Deposit Received						
Zuari Industries Ltd.	-	-	-	-	-	5.30
	(-)	(-)	(-)	(-)	(-)	(5.30)
Simon India Ltd.	-	-	-	6.00	6.00	6.00
	(-)	(-)	(-)	(-)	(-)	(-)
Texmaco Rail & Engineering Ltd	-	(-)	-	-	(-)	11.46
	(-)	(-)	(-)	(-)	(-)	(11.46)
Lionel India Limited	-	-	-	-	-	1.30
	(-)	(-)	(-)	(-)	(-)	(1.30)
Gobind Sugar Mills Limited (Now merged with Zuari Industries Ltd.)	-	-	-	-	-	12.37
	(-)	(-)	(-)	(-)	(-)	(12.37)
Hettich India Pvt. Ltd.	-	-	-	-	-	38.16
	(-)	(-)	(-)	(-)	(-)	(38.16)
Investments						
Zuari Industries Limited	-	-	-	-	-	2,995.12
	(-)	(-)	(-)	(-)	(-)	(4,891.21)
Zuari Agro Chemicals Limited	-	-	-	-	-	3,636.15
	(-)	(-)	(-)	(-)	(-)	(4,018.67)
Zuari Infracore Ltd.	-	-	-	-	-	4,438.00
	(-)	(-)	(-)	(-)	(-)	(4,091.00)
High Quality Steels Limited	-	-	-	-	-	30.23
	(-)	(-)	(-)	(-)	(-)	(30.23)
Valley View Landholdings Pvt. Ltd.	-	-	-	-	-	1.00
	(-)	(-)	(-)	(-)	(-)	(1.00)
Macfarlane & Co. Limited	-	-	-	-	-	2.88
	(-)	(-)	(-)	(-)	(-)	(2.88)
Texmaco Rail & Engineering Limited	-	-	-	-	-	24,833.25
	(-)	(-)	(-)	(-)	(-)	(24,394.50)
Lionel India Limited	-	-	-	-	-	525.45
	(-)	(-)	(-)	(-)	(-)	(525.45)

Note: - Figures given in brackets are for previous year

Notes on Standalone Financial Statements

Note 40 Related Party Disclosure (Contd.)

Compensation to Key Management Personnel is as follows:

Short Term Benefits	(₹ in lakhs)	
	Year Ended 31.03.2023	Year Ended 31.03.2022
Mr. K. K. Rajgaria, Chief Financial Officer	19.89	39.82
Mr. Ganesh Gupta, Chief Financial Officer	5.78	-
Mr. Rahul Harsh, (Company Secretary)	5.70	4.90
Mr. S. U. Khan, Vice President & Manager	62.55	52.09
Mr. Arvind Kumar Chaubey, Business Head & Manager	0.43	-

The above remuneration does not include provision for gratuity and leave, which is determined for the Company as a whole.

Notes:

- The transactions with related parties have been entered at an amount which are not materially different from those on normal commercial terms.
- The amounts outstanding are unsecured and will be settled in cash. No expense has been recognized in current year and previous year for bad or doubtful debts in respect of the amounts owed by related parties.
- The transactions entered into are in the ordinary course of business and are at arms' length basis.

Note 41 Employee Benefits

As per Ind AS 19, "Employee Benefits", the disclosures of Employee Benefits are as follows:

Defined Contribution Plan:

Employee benefits in the form of Provident Fund are considered as defined contribution plan.

The contributions to the respective fund are made in accordance with the relevant statute and are recognised as expense when employees have rendered service entitling them to the contribution. The contributions to defined contribution plan, recognised as expense in the Statement of Profit and Loss are as under:

Defined Contribution Plan	(₹ in lakhs)	
	Year ended 31st March, 2023	Year ended 31st March, 2022
Provident Fund & Pension Fund	23.61	24.06

Defined Benefit Plans- As per Actuarial Valuation as at 31st March, 2023

	(₹ in lakhs)			
	Unfunded Gratuity	Unfunded Gratuity	Unfunded Leave	Unfunded Leave
I Change in Defined Benefit Obligation				
Liability at the beginning of the year	49.03	39.72	19.19	16.93
Interest cost	3.48	2.66	1.36	1.14
Current Service Cost	3.96	5.02	2.07	4.37
Past Service Cost (Non Vested Funds)	-	-	-	-
Past Service Cost (Vested Funds)	-	-	-	-
Benefits Paid	(11.47)	-	(5.23)	(3.76)
Actuarial (Gain)/Loss on obligation	(0.63)	1.63	(10.92)	0.51
Curtailments and Settlements	-	-	-	-
Plan Amendment	-	-	-	-
Liability at the end of the year	44.37	49.03	6.47	19.19

Notes on Standalone Financial Statements

Note 41 Employee Benefits (Contd.)

(₹ in lakhs)

	Unfunded Gratuity	Unfunded Gratuity	Unfunded Leave	Unfunded Leave
II Fair Value of Plan Assets	NA	NA	NA	NA
III Actual Return on Plan Assets	NA	NA	NA	NA
IV Amount Recognised in the balance sheet				
Liability at the end of the year	44.37	49.03	6.47	19.19
Fair Value of Plan Assets at the end of the year	-	-	-	-
Amount Recognised in the Balance Sheet	44.37	49.03	6.47	19.19
V Expenses Recognised in the Income Statement				
Current Service Cost	3.96	5.02	2.07	4.37
Interest Cost	3.48	2.66	1.36	1.14
Expected Return on Plan Assets	-	-	-	-
Net Actuarial (Gain)/Loss to be Recognised	(0.63)	1.63	(10.92)	0.51
Past Service Cost/(Non Vested Benefit) Recognised	-	-	-	-
Past Service Cost/(Vested Benefit) Recognised	-	-	-	-
Effect of Curtailment or settlement	-	-	-	-
Curtailments and Settlements	-	-	-	-
Expenses Recognized in the Profit and Loss Account	6.81	9.31	(7.49)	6.02
VI Balance Sheet Reconciliation				
Opening Net Liability	49.03	39.72	19.19	16.93
Expense as above	6.81	9.31	(7.49)	6.02
Employers Contribution	-	-	-	-
Effect of Curtailment or settlement	-	-	-	-
Benefits paid	(11.47)	-	(5.23)	(3.76)
Amount Recognised in the Balance Sheet	44.37	49.03	6.47	19.19
VII Actuarial Assumptions				
Financial Assumptions				
Discount Rate Current	7.15%	7.10%	7.15%	7.10%
Rate of Return on Plan Assets	NA	NA	NA	NA
Salary Escalation Current	5.00%	5.00%	5.00%	5.00%
Demographic Assumptions				
Attrition Rate	2.00%	2.00%	2.00%	2.00%
Normal Retirement Age (in years)	58	58	58	58
Mortality Rates	IALM 12-14	IALM 12-14	IALM 12-14	IALM 12-14
VIII Maturity Profile of Defined Benefit Obligation				
Expected cash flows (valued on undiscounted basis)				
Within the next 12 months	2.96	6.49	0.19	10.60
Between 2 and 5 years	16.95	14.23	3.68	4.38
Between 6 and 10 years	36.57	40.87	1.46	3.27
Beyond 10 years	17.83	21.91	6.87	8.50
Total expected payments	74.31	83.50	12.20	26.75
The weighted average duration of defined benefit obligation (based on discounted cashflow) (in years)	7	7	8	4

Notes on Standalone Financial Statements

Note 41 Employee Benefits (Contd.)

(₹ in lakhs)

	Unfunded Gratuity	Unfunded Gratuity	Unfunded Leave	Unfunded Leave
IX Sensitivity analysis on present value of defined benefit obligations:				
Discount Rate				
- 1% Increase	41.67	46.00	6.02	18.58
- 1% Decrease	47.35	52.39	6.98	19.87
Salary Growth Rate				
- 1% Increase	46.63	51.64	7.03	19.95
- 1% Decrease	42.30	46.66	5.96	18.50
Attrition Rate				
- 50% Increase	44.79	49.58	6.54	19.28
- 50% Decrease	43.93	48.45	6.39	19.09
Mortality Rate				
- 10% Increase	44.50	49.17	6.48	19.20
- 10% Decrease	44.25	48.89	6.45	19.17
X Division of Defined Benefit Obligation (Current / Non-Current) at the end of the period:				
Current Defined Benefit Obligation	2.96	6.49	0.19	10.59
Non-Current Defined Benefit Obligation	41.41	42.54	6.28	8.59
Total Defined Benefit Obligation	44.37	49.03	6.47	19.18

The Company is exposed to various risks in providing the above benefit which are as follows:

Interest Rate Risk: The plan exposes the Company to the risk of fall in interest rates. A fall in interest rates will result in an increase in the ultimate cost of providing the above benefit and will thus result in an increase in the value of the liability (as shown in financial statements).

Liquidity Risk: This is the risk that the Company is not able to meet the short-term gratuity payouts. This may arise due to non-availability of enough cash / cash equivalent to meet the liabilities or holding of liquid assets not being sold in time.

Salary Escalation Risk: The present value of the defined benefit plan is calculated with the assumption of salary increase rate of plan participants in future. Deviation in the rate of increase of salary in future for plan participants from the rate of increase in salary used to determine the present value of obligation will have a bearing on the plan's liability.

Demographic Risk: The Company has used certain mortality and attrition assumptions in valuation of the liability. The Company is exposed to the risk of actual experience turning out to be worse compared to the assumption.

Regulatory Risk: Gratuity benefit is paid in accordance with the requirements of the Payment of Gratuity Act, 1972 (as amended from time to time). There is a risk of change in regulations requiring higher gratuity payouts (e.g. Increase in the maximum limit on gratuity of ₹ 20,00,000).

Other Disclosures:

- i) The following are the assumptions used to determine the benefit obligation:
 - a) **Discount Rate:** The discount rate reflects the estimated timing and currency of benefit payments. It is based on the yields / rates available on applicable bonds as on the valuation date.

Notes on Standalone Financial Statements

Note 41 Employee Benefits (Contd.)

- b) **Rate of escalation in salary:** The salary growth rate is the Company's best estimate of an increase in salary of the employees in future years, determined considering the general trend in inflation, seniority, promotions, past experience and other relevant factors such as demand and supply in employment market, etc.
- c) **Attrition Rate:** Attrition rate represents the Company's best estimate of employee turnover in future (other than on account of retirement, death or disablement) determined considering various factors such as nature of business, retention policy, industry factors, past experience, etc.
- ii) The Provident and Pension Fund Expenses and Gratuity have been recognised under "Contribution to Provident and Other Funds" while Leave Encashment are recognized under the head "Salaries and Wages" under Note No. 30.

42. Earnings Per Share – The numerator and denominator used to calculate Basic/Diluted

Earnings per Share

(₹ in lakhs)

Particulars		2022-23	2021-22
Net Profit for the period from ordinary activities attributable to equity shareholders (Excluding Preference Share Dividend) – used as numerator	₹ in Lakhs	359.40	159.33
Weighted average number of Equity share outstanding used as denominator for basic earnings per share	Numbers	12,74,26,590	12,74,26,590
Weighted average number of Equity share used as denominator for diluted earnings per Share	Numbers	12,74,26,590	12,74,26,590
(A) Basic earnings per share (face value of Re. 1/- each)	₹	0.28	0.13
(B) Diluted earnings per share (face value of Re. 1/- each)	₹	0.28	0.13

43. Disclosure as per Ind AS 115 “Revenue from Contract with Customers”

i) Disaggregated revenue information:

(₹ in lakhs)

Type of Goods or Services	2022-23	2021-22
Sale of Electricity	296.10	344.35
Sale of Goods	81.79	521.16
Sale of Scrap	-	16.01
Rental Income	664.63	466.34
Total Revenue from contract with customers (Refer Note No. 28)	1,042.52	1,347.86

- ii) The aforesaid revenue from contract with customers as per Ind AS 115, was recognized over a period of time.

iii) Position of contract balances as at the end of the year:

(₹ in lakhs)

Contract Balances	2022-23	2021-22
Trade Receivables (Refer Note No. 10)	35.11	118.92
Security Deposit (Refer Note No.22)	331.75	337.57
Revenue recognised out of Contract Liabilities at beginning of reporting period	-	-
Revenue recognised out of Performance obligation performed during previous year	-	-

Notes on Standalone Financial Statements

44. Expenditure in Foreign Currency: NIL (NIL)

45. Amount Remitted during the year on account of Dividend (As certified by the Management):

Particulars	2022-23	2021-22
Number of Non-resident Shareholders	223	221
Number of Equity Shares held	403447	544157
Dividend remitted (Rs. in Lakh)	0.30	1.09
Year of Dividend Paid	2021-22	2020-21

46. Financial Risk Management Objectives and policies-

The Company's activities expose it to Credit Risk, Liquidity Risk, Market Risk and Equity Price Risk.

This note explains the source of risk which the Company is exposed to and how the Company manages the risk and the impact. The management of the company ensures that risks are identified, measured and mitigated in accordance with the Risk Management Policy of the company. The Board provides guiding principles on risk management and also review these risks and related risk management policies which are given as under.

The Company's financial liabilities comprise borrowings, capital creditors and trade and other payables. The company's financial assets include trade and other receivables, cash and cash equivalents, investments including investments in subsidiaries, loans & advances and deposits

A. Credit Risk- A risk that counterparty may not meet its obligations under a financial instrument or customer contract, leading to a financial loss is defined as Credit Risk. The Company is exposed to credit risk from its operating and financial activities.

Customer credit risk is managed by the respective marketing department subject to the Company's established policy, procedures and control relating to customer credit risk management. The Company reviews the creditworthiness of these customers on an ongoing basis. The Company estimates the expected credit loss on the basis of past data, experience and policy laid down in this respect. The maximum exposure to the credit risk at the reporting date is the carrying value of the trade receivables disclosed in Note 10 as the Company does not hold any collateral as security. The Company has a practice to provide for doubtful debts as per its approved policy.

Ageing analysis of trade receivable is disclosed in Note 10.

B. Liquidity Risk- A risk that the Company may not be able to settle or meet its obligations at a reasonable price is defined as liquidity risks. The Company's treasury department is responsible for managing liquidity, funding as well as settlement management. In addition, processes and policies related to such risks are overseen by senior management. Management monitors the Company's net liquidity position through rolling forecasts on the basis of expected cash flows.

The Company's objective is to maintain a balance between continuity of funding and flexibility through the use of cash credits, Term loans among others.

Notes on Standalone Financial Statements

46. Financial Risk Management Objectives and policies (Contd.)

The table below summarises the Company's financial liabilities into relevant maturity groupings based on their contractual maturities:

(₹ in lakhs)

Particulars	Less than 1 year	1-5 years	More than 5 years	Total
As at 31st March, 2023				
Borrowings (excluding interest)	137.27	575.00	1522.96	2235.23
Trade Payable	66.11	-	-	66.11
Lease Liabilities	68.49	278.25	395.76	742.50
Other financial liabilities	96.97	0.07	-	97.04
Total	368.84	853.32	1918.72	3140.88
As at 31st March, 2022				
Borrowings (excluding interest)	151.86	951.21	1270.30	2373.37
Trade Payable	168.35	-	-	168.35
Lease Liabilities	47.49	241.74	203.43	492.66
Other financial liabilities	91.62	2.54	-	94.16
Total	459.32	1195.49	1473.73	3128.54

- C. Market Risk-** A risk that the fair value of future cash flows of a financial instrument may fluctuate because of changes in market prices is defined as Marketing Risk. Such changes in the value of financial instruments may result from changes in the foreign currency exchange rates, interest rates, credit, liquidity and other market changes.
- D. Foreign Currency Risk-** A risk that the fair value or future value of the cash flows of forex exposure will fluctuate because of changes in foreign exchange rates is defined as Foreign Currency Risk. The Company's exposure to the risk of changes in foreign exchange rates relates primarily to the Company's export, import and foreign currency loan/ derivatives operating activities. The Company, as per its risk management policy, uses foreign exchange and other derivative instruments primarily to hedge foreign exchange exposure. The management monitors the foreign exchange fluctuations on a continuous basis.
- E. Equity Price Risk-** A risk that the fair value or future cash flows of a financial instrument will fluctuate because of changes in equity prices (other than those arising from interest rate or foreign exchange rate risk), whether those changes are caused by factors specific to the individual financial instruments or its issuer, or by factors affecting all similar financial instruments traded in the market is defined as Equity Price Risk.

The Company generally invests in the equity shares of the Subsidiaries, Associates, Joint Ventures and some of the group companies as part of the Company's overall business strategy and policy. The Company manages the equity price risk through placing limits on individual and total equity investment in each of the subsidiaries and group companies based on the respective business plan of each of the companies. The Company's investment in quoted equity instruments (other than above) is not material. For sensitivity analysis of Company's investments in equity instruments, refer Note No.48 (Fair Value).

47. Capital Management

The Company's objective when managing capital (defined as net debt and equity) is to safeguard the Company's ability to continue as a going concern in order to provide returns to shareholders and benefits for other stakeholders, while protecting and strengthening the Balance Sheet through the appropriate balance of debt and equity funding. The Company manages its capital structure and makes adjustments to it, in taking into consideration the economic conditions and strategic objectives of the Company.

Notes on Standalone Financial Statements

48. Fair Value

Carrying amounts and Fair Value through Profit or Loss (FVTPL) of financial instruments, including their levels in the fair value hierarchy has been mentioned in Note 2(x) and has been mentioned in Note No.4 and Note No.9.

Financial instruments – Accounting, Classification and Fair Value Measurement

A. Accounting classification and fair values

(₹ in lakhs)

Particulars (as at 31st March 2023)	Carrying amount				Fair value			
	FVTPL	FVTOCI	Amortised Cost*	Total	Level 1	Level 2	Level 3	Total
Financial Assets (Non Current)								
- Investments	-	43,520.64	-	43,520.64	38,311.44	-	5,209.20	43,520.64
- Loans	-	-	905.25	905.25	-	-	905.25	905.25
- Other Financial Assets	-	-	9.53	9.53	-	-	9.53	9.53
Financial Assets (Current)								
- Investments	1,729.23	-	-	1,729.23	1,729.23	-	-	1,729.23
- Trade Receivable	-	-	35.11	35.11	-	-	35.11	35.11
- Cash and cash equivalents	-	-	116.59	116.59	-	-	116.59	116.59
- Bank Balances & Others	-	-	9.73	9.73	-	-	9.73	9.73
- Loans	-	-	4,026.82	4,026.82	-	-	4,026.82	4,026.82
- Other Financial Assets	-	-	1,611.89	1,611.89	-	-	1,611.89	1,611.89
Total	1,729.23	43,520.64	6,714.92	51,964.79	40,040.67	-	11,924.12	51,964.79
Financial liabilities (Non Current)								
- Borrowings	-	-	2,097.96	2,097.96	-	-	2,097.96	2,097.96
- Lease Liabilities	-	-	674.01	674.01	-	-	674.01	674.01
- Other Financial Liabilities	-	-	0.07	0.07	-	-	0.07	0.07
Financial liabilities (Current)								
- Borrowings	-	-	137.27	137.27	-	-	137.27	137.27
- Lease Liabilities	-	-	68.49	68.49	-	-	68.49	68.49
- Trade Payable	-	-	66.11	66.11	-	-	66.11	66.11
- Other Financial Liabilities	-	-	96.97	96.97	-	-	96.97	96.97
Total	-	-	3,140.88	3,140.88	-	-	3,140.88	3,140.88

(₹ in lakhs)

Particulars (as at 31st March 2022)	Carrying amount				Fair value			
	FVTPL	FVTOCI	Amortised Cost*	Total	Level 1	Level 2	Level 3	Total
Financial Assets (Non Current)								
- Investments	-	47,127.74	-	47,127.74	40,955.49	-	6,172.25	47,127.74
- Loans	-	-	905.25	905.25	-	-	905.25	905.25
- Other Financial Assets	-	-	9.71	9.71	-	-	9.71	9.71
Financial Assets (Current)								
- Investments	917.63	-	-	917.63	917.63	-	-	917.63
- Trade Receivable	-	-	118.92	118.92	-	-	118.92	118.92
- Cash and cash equivalents	-	-	159.28	159.28	-	-	159.28	159.28
- Bank Balances & Others	-	-	11.21	11.21	-	-	11.21	11.21
- Loans	-	-	4,687.89	4,687.89	-	-	4,687.89	4,687.89
- Other Financial Assets	-	-	1,474.72	1,474.72	-	-	1,474.72	1,474.72
Total	917.63	47,127.74	7,366.98	55,412.35	41,873.12	-	13,539.23	55,412.35

Notes on Standalone Financial Statements

48. Fair Value (Contd.)

(₹ in lakhs)

Particulars (as at 31st March 2022)	Carrying amount				Fair value			
	FVTPL	FVTOCI	Amortised Cost*	Total	Level 1	Level 2	Level 3	Total
Financial liabilities (Non Current)								
- Borrowings	-	-	2,221.51	2,221.51	-	-	2,221.51	2,221.51
- Lease Liabilities			445.17	445.17			445.17	445.17
- Other Financial Liabilities	-	-	2.54	2.54	-	-	2.54	2.54
Financial liabilities (Current)								
- Borrowings	-	-	151.86	151.86	-	-	151.86	151.86
- Lease Liabilities			47.49	47.49			47.49	47.49
- Trade Payable	-	-	168.35	168.35	-	-	168.35	168.35
- Other Financial Liabilities	-	-	91.62	91.62	-	-	91.62	91.62
				-				-
Total	-	-	3,128.54	3,128.54	-	-	3,128.54	3,128.54

* The carrying value and the fair value approximates.

B. Measurement of fair values

The above table analyses financial instruments carried at fair value, by valuation method. The different levels have been defined below:

- Level 1: quoted prices (unadjusted) in active markets for identical assets or liabilities
- Level 2: inputs other than quoted prices included within Level 1 that are observable for the asset or liability, either directly (i.e., as prices) or indirectly (i.e., derived from prices).
- Level 3: inputs for the asset or liability that are not based on observable market data (unobservable inputs)

C. Valuation techniques

The following methods and assumptions were used to estimate the fair values

- 1) Fair value of the cash and short term deposits, current loans and advances and other current financial liabilities, short term borrowing from banks and other financial institutions and other similar items approximate their carrying value largely due to short term maturities of these instruments.
- 2) Long-term receivables/borrowings are evaluated by the Company based on parameters such as interest rates, specific country risk factors, individual credit worthiness of the customer and the risk characteristics of the financed project. Based on this evaluation, allowances are taken into account for the expected credit losses of these receivables.
- 3) The fair value of unquoted instruments, loans from banks/financial institution and other financial liabilities is estimated by discounting future cash flows using rates currently available for debt of similar terms, credit risk and remaining maturities.

Note 49 Segment Information:

The Directors have been identified as the Company's Chief Operating Decision Maker (CODM) as defined by Ind AS 108 - Operating Segments. The Chief Operating Decision Maker (CODM) evaluates the Company's performance and allocates resources based on an analysis of various performance indicators by Business segments. The CODM of the Company evaluates the segments based on their revenue growth, operating income and return on capital employed. No operating segments have been aggregated in arriving at the Business Segment of the Company.

Notes on Standalone Financial Statements

Note 49 Segment Information: (Contd.)

Management has determined the operating segments based on the information reviewed by the CODM for the purposes of allocating resources and assessing performance. The Company has identified only three business segments viz. Real Estate, Hydro Power and Job work and presented the same in the financial statements on a consistent basis. Revenue and expenses have been identified to a segment on the basis of relationship to operating activities of the segment. Revenue and expenses which relate to enterprise as a whole and are not allocable to a segment on reasonable basis have been disclosed as "Unallocable".

Segment assets and segment liabilities represent assets and liabilities of respective segment. Investments, tax related assets/ liabilities and other assets and liabilities that cannot be allocated to a segment on reasonable basis have been disclosed as "Unallocable".

Given the nature of business of the Company, it operates only in India. Hence, disclosure regarding geographical information of the segment is not applicable to the Company and therefore not disclosed in the financial statements.

The Company has 3 major customers (Previous year: 3 Customers) which contributes 10% or more of the entity's revenue.

(₹ in lakhs)

Particulars	2022-2023					2021-2022				
	Real Estate	Mini Hydro	Goods	Other	Total	Real Estate	Mini Hydro	Goods	Other	Total
	1	2	3	4	5=(1+2+3+4)	1	2	3	4	5=(1+2+3+4)
Revenue										
External Sales	664.63	296.10	81.79	-	1,042.52	466.34	344.35	521.16	16.01	1,347.86
Total Revenue	664.63	296.10	81.79	-	1,042.52	466.34	344.35	521.16	16.01	1,347.86
Result										
Segment Result	(8.54)	(37.95)	2.83	(12.84)	(56.50)	(187.11)	15.56	15.49	(272.45)	(428.51)
Unallocated Corporate Expenses					-					-
Operating Profit/(Loss)					(56.50)					(428.51)
Finance Costs (Interest Expense)					(235.92)					(247.54)
Interest Income					624.50					816.58
Profit/(Loss) before Tax					332.08					140.53
Provision for Current Tax					88.00					106.00
Provision for Deferred Tax					(115.32)					(124.80)
Net Profit/(Loss)					359.40					159.33
Other Information										
Segment assets	11,358.11	851.93	3.27	55,855.66	68,068.97	11,702.87	908.42	32.68	58,504.32	71,148.29
Unallocated Corporate assets				-	-					-
Total assets					68,068.97					71,148.29
Segment liabilities	2,691.00	335.64	-	866.13	3,892.77	2,839.34	360.68	87.26	682.69	3,969.97
Unallocated Corporate liabilities					-					-
Total Liabilities					3,892.77					3,969.97
Capital expenditure	18.89	4.09	-	0.53	23.51	62.70	71.52	-	8.81	143.03
Depreciation	137.22	59.25	-	62.28	258.75	145.79	68.23	-	79.49	293.51

Notes:

- (i) Inter-segment revenues are eliminated upon consolidation. Finance income and costs, and fair value gains and losses on financial assets are not allocated to individual segments as the underlying instruments are managed at Company level. Current taxes, deferred taxes and certain financial assets and liabilities are not allocated to those segments as they are also managed at Company level. Capital expenditure consists of additions to property, plant and equipment, capital work in progress and intangible assets.
- (ii) Transactions between segments are primarily transferred at cost/market determined prices. Common costs are apportioned on a reasonable basis.

Notes on Standalone Financial Statements

Note 50 Additional Regulatory Information

(i) Ageing of Capital work-in-progress (CWIP) :

As at 31st March, 2023

(₹ in lakhs)

CWIP	Amount in CWIP for a period of				Total
	Less than 1 year	1-2 years	2-3 years	More than 3 years	
Projects in progress	16.53	64.36	79.45	474.51	634.85
Projects temporarily suspended	-	-	-	-	-

As at 31st March, 2022

(₹ in lakhs)

CWIP	Amount in CWIP for a period of				Total
	Less than 1 year	1-2 years	2-3 years	More than 3 years	
Projects in progress	64.36	79.45	106.79	382.64	633.24
Projects temporarily suspended	-	-	-	-	-

- ii. Company has used the borrowings from banks and financial institutions for the specific purpose for which it was taken at the balance sheet date.
- iii. No Proceedings have been initiated or pending against the company for holding any benami property under the Benami Transactions (Prohibition) Act, 1988 (45 of 1988) and the rules made thereunder and company has not been declared as wilful defaulter by any bank or institution or other lender.
- iv. To the best of the information available, the company has not entered into any transactions with companies struck off under section 248 of the Companies Act, 2013 or section 560 of Companies Act, 1956.
- v. There is no income surrendered or disclosed as income during the year in tax assessments under the Income Tax Act, 1961 (such as search or survey), that has not been recorded in the books of account.
- vi. The Company has not received any fund from any person(s) or entity(ies), including foreign entities ("Funding party") with the understanding (whether recorded in writing or otherwise) that the Company shall directly or indirectly lend or invest in other persons or entities identified in any manner whatsoever by or on behalf of the Funding party (ultimate beneficiaries); or provide any guarantee, security or the like on behalf of the ultimate beneficiaries.
- vii. No funds (which are material either individually or in the aggregate) have been advanced or loaned or invested (either from borrowed funds or share premium or any other sources or kind of funds) by the Company to or in any other person(s) or entity(ies), including foreign entity ("Intermediaries"), with the understanding, whether recorded in writing or otherwise, that the Intermediary shall, whether, directly or indirectly lend or invest in other persons or entities identified in any manner whatsoever by or on behalf of the Company ("Ultimate Beneficiaries") or provide any guarantee, security or the like on behalf of the Ultimate Beneficiaries;
- viii. The Company has not traded or invested in crypto currency or virtual currency during the year.

Notes on Standalone Financial Statements

Note 50 Additional Regulatory Information (Contd.)

(ix) Ratio Analysis:

Sl. Ratio	Numerator	Denominator	Ratios for the year ended		Reason for variance	
			31-03-2023	31-03-2022		Variance
1	Current Assets	Current Liabilities	19.54	13.88	28.95%	Decreased in current liability.
2	Total debt (Borrowing+Lease liabilities)	Shareholder's equity	0.05	0.04	8.05%	Decreased in shareholder's fund.
3	Earnings available for debt service=Net Profit after taxes + Non-cash operating expenses + Interest + other adjustments	Debt Service= Interest & Lease Payments + Principal Repayments	2.25	1.99	11.49%	Increase in EBIT.
4	Net Profits after Taxes	Average shareholder's equity	0.55	0.31	44.01%	Increase in net profit after tax.
5	Sale of Product	Average Inventory	56.91	129.18	-126.99%	Decrease in sale of product during current year.
6	Revenue from Operation	Average Trade Receivable	13.54	7.77	42.59%	Decrease in trade receivables during current year.
7	Net Credit Purchase	Average Trade Payable	3.35	5.85	-74.44%	Decrease in purchases during current year.
8	Revenue from Operation	Working Capital	0.14	0.18	-33.32%	Decrease in sale of product during current year.
9	Net Profit	Revenue from Operation	0.34	0.12	65.71%	Increase in net profit and decrease in sale of product during current year.
10	Earnings before interest and taxes (EBIT)	Capital employed	0.01	0.01	34.98%	-
11	Income generated from invested funds	Average invested funds	-0.07	0.98	107.19%	Decrease in income from investment.

(x) The Company is in process of creation of charge with Registrar of Companies, West Bengal on Car loan having outstanding balance of Rs.35.16 lakh though the same is noted in Registration certificate book.

(xi) Disclosures required under Additional regulatory information as prescribed under paragraph 6Y to general instructions for preparation of Balance Sheet under Schedule III to the Companies Act, 2013 are not applicable to the Company except as disclosed in Para (i) to (iii) above and Note 3(iv).

Notes on Standalone Financial Statements

51. Recent Accounting Pronouncements:

New and revised standards adopted by the Company

Ministry of Corporate Affairs ("MCA") notifies new standards or amendments to the existing standards under Companies (Indian Accounting Standards) Rules as issued from time to time. On March 31, 2023, MCA amended the Companies (Indian Accounting Standards) Amendment Rules, 2023, as follows:

Ind AS 1 - Presentation of Financial Statements

This amendment requires the entities to disclose their material accounting policies rather than their significant accounting policies. The effective date for adoption of this amendment is annual periods beginning on or after April 1, 2023. The company has evaluated the amendment and the impact of the amendment is insignificant in the standalone financial statements.

Ind AS 8 - Accounting Policies, Changes in Accounting Estimates and Errors

This amendment has introduced a definition of 'accounting estimates' and included amendments to Ind AS 8 to help entities distinguish changes in accounting policies from changes in accounting estimates. The effective date for adoption of this amendment is annual periods beginning on or after April 1, 2023. The company has evaluated the amendment and there is no impact on its standalone financial statements.

Ind AS 12 - Income Taxes

This amendment has narrowed the scope of the initial recognition exemptions so that it does not apply to transactions that give rise to equal and offsetting temporary differences. The effective date for adoption of this amendment is annual periods beginning on or after April 1, 2023. The company has evaluated the amendment and there is no impact on its standalone financial statements.

52. Figures below ₹500/- have been omitted for rounding off, ₹ 500/- and above have been rounded off to the next ₹1,000/-.

53. The previous year's figures have been regrouped, rearranged and reclassified wherever necessary to comply with the amendment in Division II to the Schedule III to the Companies Act, 2013. Amounts and other disclosures for the preceding year are included as an integral part of the current year financial statements and are to be read in relation to the amounts and other disclosures relating to the current year.

In terms of our Report of even date attached herewith.

For L. B. Jha & Co.

Chartered Accountants
Firm Registration No: 301088E

CA. D N Roy
PARTNER
MEMBERSHIP No.300389

S K Poddar
Director
DIN: 00008654

S K Rungta
Director
DIN: 00053824

Akshay Poddar
Director
DIN: 00008686

Place : Kolkata
Dated: 12th May, 2023

Neha Singh
Company Secretary

Ganesh Gupta
CFO

Notes on Standalone Financial Statements

Statement containing salient features of the financial statements of subsidiary as at 31.03.2023

Part "A": Subsidiaries/Fellow Subsidiaries

(₹ in lakhs)

SL No.	Name of Subsidiary Company	High Quality Steel Limited (HQSL)	Valleyview Land holdings Pvt. Ltd.	Macfarlane & Co. Limited	Snow Blue Conclave Pvt.Ltd.	Startree Enclave Pvt. Ltd.	Topflow Buildcon Pvt. Ltd.
1	Reporting period for the subsidiary concerned, if different from the holding company's reporting period	No	No	No	No	No	No
2	Reporting currency and Exchange rate as on the last date of the relevant Financial year in the case of foreign subsidiaries.	NA	NA	NA	NA	NA	NA
3	Share Capital	30.27	1.00	10.00	2.00	2.00	2.00
4	Other Equity	534.55	(4.14)	241.50	(104.11)	(104.30)	(104.09)
5	Total Assets	2,360.61	0.07	253.66	443.58	443.35	443.56
6	Total Liabilities	1,795.79	3.21	2.16	545.69	545.65	545.65
7	Investments	6.00	-	142.64	-	-	-
8	Turnover	640.55	-	31.25	-	-	-
9	Profit before Taxation	67.62	(0.87)	(10.80)	(0.42)	(0.47)	(0.39)
10	Provision for Taxation	1.29	-	(3.55)	-	-	-
11	Profit after Taxation	66.33	(0.87)	(7.25)	(0.42)	(0.47)	(0.39)
12	Proposed Dividend	NIL	NIL	NIL	NIL	NIL	NIL
13	% of shareholding	100%	100%	74.53%	100%	100%	100%

Statement pursuant to Section 129(3) of the Companies Act, 2013 related to Associate Companies

Part "B": Associates

Sl. No.	Name of Associates	Lionel India Limited (Associate)
1.	Latest Balance Sheet Date	31st March 2023 (Unaudited)
2.	Shares of Associate/ Joint Ventures held by the company on the year end Numbers	5,25,450
	Amount of Investment in Associates	525.45 lakhs
	Extent of Holding (in %)	50%
3.	Description of how there is significant Influence	Holding more than 20%
4.	Reason why the associate is not Consolidated	N.A.
5.	Net worth attributable to Shareholding as per latest audited Balance Sheet	Nil
6.	Profit / Loss for the year	149.28
	i. Considered in Consolidation	NIL
	ii. Not Considered in Consolidation	N.A.

For L. B. Jha & Co.

Chartered Accountants
Firm Registration No: 301088E

CA. D N Roy
PARTNER
MEMBERSHIP No.300389
Place : Kolkata
Dated: 12th May, 2023

S K Poddar
Director
DIN: 00008654
Neha Singh
Company Secretary

S K Rungta
Director
DIN: 00053824
Ganesh Gupta
CFO

Akshay Poddar
Director
DIN: 00008686



Consolidated Financial Statements

Independent Auditor's Report

To
The Members of
Texmaco Infrastructure & Holdings Limited

Report on the Audit of the Consolidated Financial Statements

Opinion

We have audited the accompanying consolidated financial statements of TEXMACO INFRASTRUCTURE & HOLDINGS LIMITED (hereinafter referred to as “the Holding Company”), its subsidiaries (the Holding Company and its subsidiaries together referred to as “the Group”) and its associate, which comprise the Consolidated Balance Sheet as at 31st March, 2023, the Consolidated Statement of Profit and Loss including other comprehensive Income, the Consolidated Cash Flow Statement, the Consolidated Statement of Changes in Equity for the year then ended, and notes to the consolidated financial statements including a summary of significant accounting policies and other explanatory information (herein after referred to as “Consolidated Financial Statements”).

In our opinion and to the best of our information and according to the explanations given to us and based on the consideration of reports of the other auditors on separate financial statements of the subsidiaries and associate referred to in the Other Matters paragraph, the aforesaid consolidated financial statements give the information required by the Companies Act, 2013 (“the Act”) in the manner so required and give a true and fair view in conformity with the accounting principles generally accepted in India, of their consolidated state of affairs of the Group as at March 31, 2023, of consolidated loss (including Other Comprehensive Income), consolidated changes in equity and its consolidated cash flows for the year ended on that date.

Basis for Opinion

We conducted our audit in accordance with the Standards on Auditing (SAs) specified under section 143(10) of the Companies Act, 2013. Our responsibilities under those Standards are further described in the Auditor's Responsibilities for the Audit of the Consolidated Financial Statements section of our report. We are independent of the Group in accordance with the Code of Ethics issued by the Institute of Chartered Accountants of India and we have fulfilled our other ethical responsibilities in accordance with the provisions of the Companies Act, 2013. We believe that the audit evidence we have obtained along with the consideration of audit reports of the other auditors referred to in sub paragraph (a) of the “Other Matters” paragraph below, is sufficient and appropriate to provide a basis for our opinion.

Key Audit Matters

Key Audit Matters are those matters that, in our professional judgment, were of most significance in our audit of the consolidated financial statements of the current period. These matters were addressed in the context of our audit of the consolidated financial statements as a whole, and in forming our opinion thereon, and we do not provide a separate opinion on these matters. We have determined the matters described below to be the key audit matters to be communicated in our report.

Key Audit Matter	Procedures Performed
<p>Investments (Note No 4 & 10)</p> <p>Investments include investments made by the Company in various quoted and unquoted equity shares, mutual funds and preference shares of subsidiaries, associates and others.</p> <p>These investments constitute 67% of the Group's total assets.</p> <p>The valuation of each category of the aforesaid securities is to be done as per the provisions of Ind AS which involves collection of data/information from various sources such as rates quoted on BSE / NSE, Demat statement, financial statements of unlisted companies etc. Considering the complexities and extent of judgement involved in the valuation, this has been determined as Key Audit Matter</p>	<p>Principal Audit Procedures</p> <p>We have verified these investments with reference to the provisions of Ind AS and also internal policies and procedure of the Company as follows:</p> <ol style="list-style-type: none"> carried out evaluation of the design and operating effectiveness of the internal controls and performed substantive audit procedures. Assessed and evaluated the process adopted for collection of information from various sources for determining fair value of these investments. Verified compliance with the presentation and disclosure requirements as per Ind AS and the Act. This test was conducted for the entire population. Based on the above procedures performed, we observed the management's valuation assessment to be reasonable.

Other Information

The Company's Board of Directors is responsible for the preparation of the other information. The other information comprises the information included in the Management Discussion and Analysis; Board's Report including Annexures to Board Report, Corporate Governance and Shareholders' Information but does not include the consolidated financial statements and our auditor's report thereon. The aforesaid documents are expected to be made available to us after the date of this auditor's report.

Our opinion on the consolidated financial statements does not cover the other information and we do not express any form of assurance conclusion thereon.

In connection with our audit of the consolidated financial statements, our responsibility is to read the other information when it becomes available and, in doing so, consider whether the other information is materially inconsistent with the consolidated financial statements or our knowledge obtained in the audit, or otherwise appears to be materially misstated.

When we read the aforesaid documents, if we conclude that there is a material misstatement therein, we are required to communicate the matter to those charged with governance.

Management's Responsibility for the Consolidated Financial Statements

The Holding Company's Board of Directors is responsible for the preparation of these consolidated financial statements in terms of the requirements of the Companies Act, 2013 (hereinafter referred to as "the Act") that give a true and fair view of the consolidated financial position, consolidated financial performance including other comprehensive income, consolidated cash flows and statement of changes in equity of the Group including its associate in accordance with the accounting principles generally accepted in India, including the Indian Accounting Standards prescribed under Section 133 of the Act, read with Rules issued thereunder. The respective Board of Directors of the companies included in the Group and of its associate and are responsible for maintenance of adequate accounting records in accordance with the provisions of the Act for safeguarding the assets of the Group and of its associate for preventing and detecting frauds and other irregularities; the selection and application of appropriate accounting policies; making judgments and estimates that are reasonable and prudent; and the design, implementation and maintenance of adequate internal financial controls, that were operating effectively for ensuring the accuracy and completeness of the accounting records, relevant to the preparation and

presentation of the financial statements that give a true and fair view and are free from material misstatement, whether due to fraud or error, which have been used for the purpose of preparation of the consolidated financial statements by the Directors of the Holding Company, as aforesaid.

In preparing the consolidated financial statements, the respective Board of Directors of the companies included in the Group including its associate are responsible for assessing the ability of the Group and its associate to continue as a going concern, disclosing, as applicable, matters related to going concern and using the going concern basis of accounting unless management either intends to liquidate the Group or to cease operations, or has no realistic alternative but to do so.

The respective Board of Directors of the companies included in the Group and its associate are responsible for overseeing the financial reporting process of the Group and of its associate.

Auditor's Responsibility for the Audit of the Consolidated Financial Statements

Our objectives are to obtain reasonable assurance about whether the consolidated financial statements as a whole are free from material misstatement, whether due to fraud or error, and to issue an auditor's report that includes our opinion. Reasonable assurance is a high level of assurance, but is not a guarantee that an audit conducted in accordance with SAs will always detect a material misstatement when it exists. Misstatements can arise from fraud or error and are considered material if, individually or in the aggregate, they could reasonably be expected to influence the economic decisions of users taken on the basis of these consolidated financial statements.

As part of an audit in accordance with SAs, we exercise professional judgment and maintain professional skepticism throughout the audit. We also:

- Identify and assess the risks of material misstatement of the consolidated financial statements, whether due to fraud or error, design and perform audit procedures responsive to those risks, and obtain audit evidence that is sufficient and appropriate to provide a basis for our opinion. The risk of not detecting a material misstatement resulting from fraud is higher than for

one resulting from error, as fraud may involve collusion, forgery, intentional omissions, misrepresentations, or the override of internal control.

- Obtained an understanding of internal control relevant to the audit in order to design audit procedures that are appropriate in the circumstances. Under Section 143(3) (i) of the Companies Act, 2013, we are also responsible for expressing our opinion on whether the Group and its associate have adequate internal financial controls system in place and the operating effectiveness of such controls.
- Evaluate the appropriateness of accounting policies used and the reasonableness of accounting estimates and related disclosures made by management.
- Conclude on the appropriateness of management's use of the going concern basis of accounting and, based on the audit evidence obtained, whether a material uncertainty exists related to events or conditions that may cast significant doubt on the ability of the Group and its associate to continue as a going concern. If we conclude that a material uncertainty exists, we are required to draw attention in our auditor's report to the related disclosures in the consolidated financial statements or, if such disclosures are inadequate, to modify our opinion. Our conclusions are based on the audit evidence obtained up to the date of our auditor's report. However, future events or conditions may cause the Group and its associate to cease to continue as a going concern.
- Evaluate the overall presentation, structure and content of the consolidated financial statements, including the disclosures, and whether the consolidated financial statements represent the underlying transactions and events in a manner that achieves fair presentation.
- Obtain sufficient appropriate audit evidence regarding the financial information of the entities or business activities within the Group and its associate to express an opinion on the consolidated financial statements. We are responsible for the direction, supervision and performance of the audit of the financial statements of such entities included in the consolidated financial statements of which we are the independent auditors. For the other entities included in the consolidated

financial statements, which have been audited by other auditors, such other auditors remain responsible for the direction, supervision and performance of the audits carried out by them. We remain solely responsible for our audit opinion.

We communicate with those charged with governance of the Holding Company and such other entities included in the consolidated financial statements of which we are the independent auditors regarding, among other matters, the planned scope and timing of the audit and significant audit findings, including any significant deficiencies in internal control that we identify during our audit.

We also provide those charged with governance with a statement that we have complied with relevant ethical requirements regarding independence, and to communicate with them all relationships and other matters that may reasonably be thought to bear on our independence, and where applicable, related safeguards.

From the matters communicated with those charged with governance, we determine those matters that were of most significance in the audit of the consolidated financial statements of the current period and are therefore the key audit matters. We describe these matters in our auditor's report unless law or regulation precludes public disclosure about the matters or when we determine that a matter should not be communicated in our report because the adverse consequences of doing so would reasonably be expected to outweigh the public interest benefits of such communication.

Materiality is the magnitude of misstatements in the consolidated financial statements that, individually or in aggregate, makes it probable that the economic decisions of a reasonably knowledgeable user of the financial statements may be influenced. We consider quantitative materiality and qualitative factors in (i) planning the scope of our audit work and in evaluating the results of our work; and (ii) to evaluate the effect of any identified misstatements in the financial statements.

Other Matters

(a) In three step down subsidiaries not audited by us, there exists a material uncertainty relating to the going concern as the step down subsidiaries has a negative net worth as a result of accumulated losses. Further, the

step-down subsidiary is yet to commence commercial operations and did not have any operational revenue during the year. These conditions may cast significant doubt about the subsidiary's ability to continue as a going concern. As stated in the note 42 of the consolidated financial statements, the Management intends to continue the operations of the Company and accordingly the financial statements have been prepared on a going concern basis.

- (b) The Comparative financial Statement of the Company for the year ended 31st March, 2022 included in these Ind AS financial Statements, is based on the Ind AS financial statement for the year ended 31st March, 2022 which were audited by the Predecessor auditor who expressed an unmodified opinion on those statements.
- (c) We did not audit the financial statements of three subsidiaries and three step down subsidiaries included in the consolidated financial statements, whose financial statements reflect total assets of Rs. 1,880.55 lakhs as at March 31, 2023, total revenues of Rs. 722.39 lakhs, total net profit/(loss) after tax of Rs. (51.07) lakhs and total comprehensive income/(loss) of Rs. (43.62) lakhs and cash flows (net) of Rs 21.5 lakhs for the year ended on that date as considered in the financial statements. These financial statements have been audited by other auditors whose reports have been furnished to us by the Management and our opinion on these consolidated financial statements, in so far as it relates to the amount and disclosures included in respect of the subsidiary and its associate are based solely on the reports of such other auditors.
- (d) The Consolidated Financial Statements include the unaudited financial statements of one associate whose Financial Statements reflect Group's share of total net profit after tax of Rs. Nil total comprehensive income of Rs. Nil for the year ended March 31, 2023 respectively. These financial statements are unaudited and have been furnished to us by the Holding Company's Management and our opinion on the Consolidated Financial Statement, in so far as it relates to the amounts and disclosures included in respect of this entity is based solely on such unaudited Financial Statement certified by the Management as stated above. Any adjustment upon audit by the respective

auditors to the unaudited financial statement could have consequential effects on the Consolidated Financial statement. In our opinion and according to the information and explanations given to us by the Holding Company's Management, these financial statements are not material to the Group.

Our opinion on the consolidated Financial Statements is not modified in respect of the above matters with respect to our reliance on the work done and the reports of the other auditors and the financial statements/ information certified by the Board of Directors.

Report on Other Legal and Regulatory Requirements

As required by Section 143 (3) of the Act, we report that:

- (a) We have sought and obtained all the information and explanations which to the best of our knowledge and belief were necessary for the purposes of our audit of the aforesaid consolidated financial statements.
- (b) In our opinion proper books of accounts as required by law relating to preparation of the aforesaid consolidated financial statements have been kept so far as it appears from our examination of those books and the reports of the other auditors.
- (c) The Consolidated Balance Sheet, the Consolidated Statement of Profit and Loss (including Other Comprehensive Income), the Consolidated Cash Flow Statement and the Consolidated Statement of Changes in Equity dealt with by this Report are in agreement with the relevant books of account maintained for the purpose of preparation of the consolidated financial statements.
- (d) Accounting Standards specified under Section 133 of the Act, read with relevant Rules issued thereunder.
- (e) On the basis of the written representations received from the directors of the Holding Company as on 31st March, 2023 taken on record by the Board of Directors of the Holding Company and the reports of the other statutory auditors of its subsidiary companies, its associate none of the directors of the Group's companies and its associate is disqualified as on 31st March, 2023 from being appointed as a director in terms of Section 164 (2) of the Act.
- (f) With respect to the adequacy of the internal financial controls over financial reporting and the operating effectiveness of such controls; refer to our separate report in "Annexure A", which is based on the auditor's report of the parent, subsidiary companies and its associate.
- (g) With respect to the other matters to be included in the Auditor's Report in accordance with the requirements of section 197(16) of the Act, as amended:

According to the information and explanations given to us and the records of the Group examined by us, the total managerial remuneration paid as reflected in the financial statements for the year ended 31st March 2023 is in accordance with the requisite approvals mandated by the provisions of section 197 read with Schedule V to the Act, as applicable.
- (h) With respect to the other matters to be included in the Auditor's Report in accordance with Rule 11 of the Companies (Audit and Auditors) Rules, 2014, in our opinion and to the best of our information and according to the explanations given to us:
 - i. The consolidated financial statements disclose the impact of pending litigations on the consolidated financial position of the Group and its associate – Refer Note 37 to the consolidated financial statements.
 - ii. The Group and its associate did not have any material foreseeable losses on long-term contracts including derivative contracts.
 - iii. There has been no delay in transferring amounts, required to be transferred, to the Investor Education and Protection Fund by the Holding Company, its subsidiary companies and its associate.
 - iv (a) The Management has represented that, to the best of its knowledge and belief, no funds (which are material either individually or in the aggregate) have been advanced or loaned or invested (either from borrowed funds or share premium or any other sources or kind of funds) by the Company to or in any other person or entity, including foreign entity

- ("Intermediaries"), with the understanding, whether recorded in writing or otherwise, that the Intermediary shall, whether, directly or indirectly lend or invest in other persons or entities identified in any manner whatsoever by or on behalf of the Company ("Ultimate Beneficiaries") or provide any guarantee, security or the like on behalf of the Ultimate Beneficiaries;
- (b) The Management has represented, that, to the best of its knowledge and belief, no funds (which are material either individually or in the aggregate) have been received by the Company from any person or entity, including foreign entity ("Funding Parties"), with the understanding, whether recorded in writing or otherwise, that the Company shall, whether, directly or indirectly, lend or invest in other persons or entities identified in any manner whatsoever by or on behalf of the Funding Party ("Ultimate Beneficiaries") or provide any guarantee, security or the like on behalf of the Ultimate Beneficiaries;
- (c) Based on the audit procedures that have been considered reasonable and appropriate in the circumstances, nothing has come to our notice that has caused us to believe that the representations under sub-clause (i) and (ii) of Rule 11(e), as provided under (a) and (b) above, contain any material misstatement.
- v (a) The final dividend proposed in the previous year, declared and paid by the Company during the year is in accordance with Section 123 of the Act, as applicable.
- (b) The Company has neither declared nor paid any interim dividend during the year.
- (c) The Board of Directors of the Company have proposed final dividend for the year which is subject to the approval of the members at the ensuing Annual General Meeting. The amount of dividend proposed is in accordance with section 123 of the Act, as applicable.
- (I) Proviso to Rule 3(1) of the Companies (Accounts) Rules, 2014 for maintaining books of account using accounting software which has a feature of recording audit trail (edit log) facility is applicable to the Company with effect from April 1, 2023, and accordingly, reporting under Rule 11(g) of Companies (Audit and Auditors) Rules, 2014 is not applicable for the financial year ended March 31, 2023.

For L. B. Jha & Co.

Chartered Accountants
Firm Registration No: 301088E

(D.N. Roy)

Partner

Place: Kolkata
Date: 12.05.2023

Membership No. 300389
UDIN: 23300389BGWCHE2351

Annexure –A To The Independent Auditor's Report

To the members of TEXMACO INFRASTRUCTURE & HOLDINGS LIMITED [Referred to in paragraph 18(f) of the Auditors' Report of even date]

Report on the Internal Financial Control under Clause (i) of Sub –section 3 of Section 143 of the Companies Act, 2013 (“the Act”)

We have audited the internal financial controls over financial reporting of TEXMACO INFRASTRUCTURE & HOLDINGS LIMITED. (Hereinafter referred to as “the Holding Company”), its subsidiaries (the Holding Company and its subsidiaries together referred to as “the Group”) and its associate as of 31st March 2023 in conjunction with our audit of the financial statements of the Company for the year ended on that date.

Management's Responsibility for Internal Financial Controls

The respective Board of Directors of the of the Holding Company, its subsidiary companies and its associate, are responsible for establishing and maintaining internal financial control based on the internal control over financial reporting criteria established by the respective companies considering the essential components of internal control stated in the Guidance Note on Audit of Internal Financial Controls over Financial Reporting (the “Guidance Note”) issued by the Institute of Chartered Accountants of India (ICAI). These responsibilities include the design, implementation and maintenance of adequate internal financial controls that were operating effectively for ensuring the orderly and efficient conduct of its business, including adherence to the respective company's policies, the safeguarding of its assets, the prevention and detection of frauds and errors, the accuracy and completeness of the accounting records, and the timely preparation of reliable financial information, as required under the Act.

Auditors' Responsibility

Our responsibility is to express an opinion on the internal financial controls over financial reporting of the Holding Company, its subsidiaries and its associate based on our audit. We conducted our audit in accordance with the “Guidance Note” and the Standard on Auditing, issued by ICAI and deemed to be prescribed under section 143(10) of the Act, to the extent applicable. Those Standards and the

Guidance Note require that we comply with ethical requirements and plan and perform the audit to obtain reasonable assurance about whether adequate internal financial controls over financial reporting was established and maintained and if such controls operated effectively in all material respects.

Our audit involves performing procedures to obtain audit evidence about the adequacy of the internal financial controls system over financial reporting and their operating effectiveness. Our audit of internal financial controls over financial reporting includes obtaining an understanding of internal financial control over financial reporting, assessing the risk that a material weakness exists, and testing and evaluating the design and operating effectiveness of internal controls based on the assessed risk. The procedure selected depends on the auditor's judgment, including the assessment of the risk of material misstatement of the financial statement, whether due to fraud or error.

We believe that the audit evidence we have obtained and the audit evidence obtained by the other auditors of the subsidiary companies and its associate, in terms of their reports referred to in the Other Matters paragraph below, is sufficient and appropriate to provide a basis for our audit opinion on the internal financial controls system over financial reporting the Company, its subsidiary companies and its associate.

Meaning of Internal Financial Control over Financial Reporting

A company's internal financial control over financial reporting is a process designed to provide reasonable assurance regarding the reliability of financial reporting and the preparation of financial statement for external purposes in accordance with generally accepted accounting principles. A company's internal financial control over financial reporting includes those policies and procedures that

- a) pertain to the maintenance of the records that, in reasonable detail, accurately and fairly reflect the transactions and dispositions of the assets of the company;

- b) provide reasonable assurance that the transactions are recorded as necessary to permit preparation of financial statement in accordance with generally accepted accounting principles, and that receipts and expenditure of the company are being made only in accordance with authorization of management and directors of company; and
- c) provide reasonable assurance regarding prevention or timely detection of unauthorized acquisition, use, or disposition of the company's assets that could have a material effect on the financial statement.

Inherent Limitations of Internal Financial Control over Financial Reporting

Because of inherent limitation of internal financial control over financial reporting, including the possibility of collusion or improper management override of controls, material misstatements due to errors or fraud may occur and not be detected. Also, projections of any evaluations of the internal financial control over financial reporting to future periods are subject to the risk that the internal financial control over financial reporting may become inadequate because of changes in conditions, or that the degree of compliance with the policies or procedures may deteriorate.

Opinion

In our opinion, to the best of our information and according to the explanations given to us and based on the

consideration of the other auditors referred to in the Other Matters paragraph below, the Holding Company its subsidiary companies and its associate, have, in all material respect, an adequate internal financial controls system over financial reporting and such internal financial controls over financial reporting were operating effectively as at 31st March 2023, based on the internal control over financial reporting criteria established by the respective companies considering the essential components of internal control stated in the Guidance Note on Audit of Internal Financial Control Over Financial Reporting, issued by ICAI.

Other Matters

Our aforesaid reports under Section 143(3)(i) of the Act on the adequacy and operating effectiveness of the internal financial controls over financial reporting in so far as it relates to three subsidiaries, three step down subsidiaries, is based solely on the corresponding reports furnished to us by the auditors of such companies incorporated in India.

For L. B. Jha & Co.
Chartered Accountants
Firm Registration No: 301088E

Place: Kolkata
Date: 12.05.2023

(D.N. Roy)
Partner
Membership No. 300389
UDIN: 23300389BGWCHE2351

Consolidated Balance Sheet as at 31st March, 2023

(₹ in Lakhs)

Particulars	Note No.	As at 31.03.2023	As at 31.03.2022
I ASSETS			
(1) Non-current assets			
(a) Property, plant and equipment	3(i)	6,344.20	6,450.11
(b) Right-of-use assets	3(ii)	1,033.38	796.45
(c) Capital work-in-progress	3(iii)	1,539.17	1,537.56
(d) Investment property	3(iv)	5,906.14	6,028.95
(e) Other Intangible Assets	3(v)	17.73	24.47
(f) Financial Assets			
(i) Investments	4	43,575.99	47,127.78
(ii) Loans	5	390.78	390.78
(iii) Other financial assets	6	9.53	9.71
(g) Deferred tax assets (net)	7	1,206.04	736.96
(h) Other non-current assets	8	69.47	69.03
		60,092.43	63,171.80
(2) Current assets			
(a) Inventories	9	6.54	6.74
(b) Financial Assets			
(i) Investments	10	1,816.52	1,078.73
(ii) Trade receivables	11	102.59	170.60
(iii) Cash and cash equivalents	12	161.73	182.92
(iv) Bank balances other than (iii) above	13	9.73	11.21
(v) Loans	14	4,024.82	4,684.83
(vi) Other financial assets	15	1,232.08	1,140.00
(c) Current tax assets (net)	16	237.96	292.28
(d) Other current assets	17	251.79	288.47
		7,843.76	7,855.78
		67,936.19	71,027.58
TOTAL ASSETS			
II EQUITY AND LIABILITIES			
(1) Equity			
(a) Equity Share Capital	18	1,274.28	1,274.28
(b) Other Equity	19	62,342.59	65,386.48
Total Equity attributable to Equity Shareholders of the Parent		63,616.87	66,660.76
Non controlling interest		75.92	77.76
		63,692.79	66,738.52
(2) Liabilities			
Non-current Liabilities :			
(a) Financial liabilities			
(i) Borrowings	20	2,097.96	2,221.51
(ii) Lease Liabilities	3(ii)	674.01	445.17
(iii) Other financial liabilities	21	0.14	2.90
(b) Provisions	22	237.62	221.90
(c) Other non-current liabilities	23	663.24	677.73
		3,672.97	3,569.21
Current Liabilities			
(a) Financial liabilities			
(i) Borrowings	24	137.27	151.86
(ii) Lease Liabilities	3(ii)	68.49	47.49
(iii) Trade Payables	25	-	-
(A) Total outstanding dues of micro enterprises and small enterprises (MSME)		-	-
(B) Total outstanding dues of creditors other than MSME		110.20	212.81
(iv) Other financial liabilities	26	168.56	155.26
(b) Other current liabilities	27	71.36	123.96
(c) Provisions	28	14.55	28.47
		570.43	719.85
		67,936.19	71,027.58
TOTAL EQUITY AND LIABILITIES			
Summary of significant accounting policies & notes	2		

The accompanying notes 1 to 55 are an integral part of the Consolidated Financial Statements. In terms of our Report of even date attached herewith.

For **L. B. Jha & Co.**

Chartered Accountants

Firm Registration No: 301088E

CA. D N Roy

Partner

Membership No.300389

Place : Kolkata

Dated: 12th May, 2023

S K Poddar

Director

DIN: 00008654

Neha Singh

Company Secretary

S K Rungta

Director

DIN: 00053824

Ganesh Gupta

CFO

Akshay Poddar

Director

DIN: 00008686

Consolidated Statement of Profit and Loss for the year ended 31st March, 2023

(₹ in Lakhs)

Particulars	Note No.	Year Ended 31.03.2023	Year Ended 31.03.2022
I Revenue from operations	29	1,652.76	1,911.34
II Other income	30	883.17	1,148.95
III Total Income (I+II)		2,535.93	3,060.29
IV EXPENSES			
Purchase of stock in trade		79.00	505.68
Employee benefits expense	31	1,066.86	1,019.36
Finance costs	32	205.07	233.67
Depreciation and amortization expense	33	259.79	294.55
Other expenses	34	646.46	1,118.18
Total expenses (IV)		2,257.18	3,171.44
V Profit/(Loss) before tax and exceptional item (III-IV)		278.75	(111.15)
VI Exceptional Item		-	(8,977.51)
VII Profit/(Loss) before tax (V-VI)		278.75	(9,088.66)
VIII Tax expense	35		
a) Current tax including tax related to earlier years		101.47	148.84
b) Deferred tax charge / (credit)		(131.05)	(127.86)
IX Profit/(Loss) after Tax but before share in net profit / (loss) of associates (VII-VIII)		308.33	(9,109.64)
X Share in profit / (loss) of associates (net)		-	485.95
XI Profit/(Loss) for the year (IX+X)		308.33	(8,623.69)
XII Other comprehensive income			
A (i) Items that will not be reclassified to profit or loss			
- Remeasurements of the defined benefit plans		10.58	(1.16)
- Equity instruments through Other comprehensive income		(3,954.11)	13,021.64
(ii) Income tax relating to items that will not be reclassified to profit or loss		382.67	(683.54)
B (i) Items that will be reclassified to profit or loss			
- Debt instruments through Other comprehensive income		347.00	577.83
(ii) Income tax relating to items that will be reclassified to profit or loss		(44.64)	(104.30)
Total Other Comprehensive Income		(3,258.50)	12,810.47
XIII Total Comprehensive Income for the year (XI + XII)		(2,950.17)	4,186.78
XIV Profit/(Loss) for the year attributable to:			
Owners of the Parent		310.18	(8,624.72)
Non-Controlling Interest		(1.85)	1.03
XV Other comprehensive income attributable to:			
Owners of the Parent		(3,258.50)	12,810.47
Non-Controlling Interest		-	-
XVI Total comprehensive income attributable to:			
Owners of the Parent		(2,948.32)	4,185.75
Non-Controlling Interest		(1.85)	1.03
XVII Earnings per equity share (Par value of Re. 1/- each)	42		
1) Basic		0.24	(6.77)
2) Diluted		0.24	(6.77)
Summary of significant accounting policies & notes	2		

The accompanying notes 1 to 55 are an integral part of the Consolidated Financial Statements. In terms of our Report of even date attached herewith.

For **L. B. Jha & Co.**

Chartered Accountants
Firm Registration No: 301088E

CA. D N Roy

Partner
Membership No.300389

Place : Kolkata
Dated: 12th May, 2023

S K Poddar

Director
DIN: 00008654

Neha Singh

Company Secretary

S K Rungta

Director
DIN: 00053824

Ganesh Gupta

CFO

Akshay Poddar

Director
DIN: 00008686

Consolidated Cash flow Statement

 for the year ended 31st March, 2023

(₹ in Lakhs)

Particulars	Year Ended 31.03.2023	Year Ended 31.03.2022
A) Cash Flows From Operating Activities:		
Net Profit/(Loss) before Taxation and Exceptional Items	278.75	(111.15)
Adjustments for:		
Depreciation	259.79	294.55
Interest expense	205.07	233.67
Interest income	(575.81)	(728.03)
Income from Non-current Investments	(204.99)	(169.60)
Profit on sale/fair value of Current Investments (Net)	(84.46)	(14.56)
Profit on sale of Non-current Investments (Net)	-	(209.80)
Loss / (Profit) on sale of Property, plant and equipments (Net)	(1.13)	(16.79)
Provision and excess liabilities written back	(4.44)	(0.02)
Subsidy accounted revenue based on Assets life	(8.67)	(8.67)
Loan written off	-	436.06
Sundry debit balance written off	-	69.46
	(414.64)	(113.73)
Operating Profit before Working Capital Changes & Exceptional Items	(135.89)	(224.88)
(Increase)/Decrease in Trade & Other Receivables	104.29	28.65
(Increase)/Decrease in Inventories	0.20	(0.08)
Increase/(Decrease) in Trade Payables & Other Liabilities	(131.56)	(0.17)
	(27.07)	28.40
Cash Generated from Operations	(162.96)	(196.48)
Direct taxes paid	(47.15)	(146.55)
Cash Flow before Exceptional Items	(210.11)	(343.03)
Exceptional Items	-	-
Net Cash used in Operating Activities	(210.11)	(343.03)
B) Cash Flows From Investing Activities		
Purchase of Property, plant and equipments	(23.51)	(143.03)
Sale of Property, plant and equipments	17.52	39.76
Purchase of Investments	(2,345.00)	(2671.48)
Sale of Investment in Associates	-	402.00
Sale of Investment in Others	1,636.35	1443.28
Refund of Loan from Subsidiaries/ Body Corporates	660.00	683.94
Bank Deposits (Includes having original maturity more than three months)	201.65	(0.18)
Interest Received	283.73	1096.12
Dividend Received	204.99	177.52
Net Cash from Investing Activities	635.73	1027.93
C) Cash Flows From Financing Activities		
Receipt/(Payment) of Long Term Borrowings	(123.55)	306.31
Receipt/(Payment) of Short Term Borrowings	(14.59)	(419.69)
Interest Paid	(211.62)	(230.01)
Dividend Paid	(97.05)	(254.67)
Net Cash used in Financing Activities	(446.81)	(598.06)
Net Increase/(Decrease) in Cash and Cash Equivalents	(21.19)	86.84
Cash And Cash Equivalents at the beginning of the year	182.92	96.08
Cash and Cash Equivalents at the end of the year (Refer Note No.12)	161.73	182.92

Consolidated Cash flow Statement for the year ended 31st March, 2023

Notes:

1. The above Cash Flow Statement has been prepared under the "Indirect Method" as set out in Ind AS 7 (Statement of Cash Flows).
2. Cash and cash equivalents do not include any amount which is not available to the Company for its use.
3. **Change in liabilities arising from financing activities**
Movement in liabilities arising from financing activities during the year ended 31st March, 2023 and 31st March, 2022 does not include any non cash movement.
4. Receipt/(Payment) from short term borrowings qualify for disclosures on net basis.
5. Net Cash Flow from Operating Activities includes an amount of Rs.30.01 lakh (Previous year Rs. 20.99 lakh) spent towards Corporate Social Responsibility.
6. As breakup of cash and cash equivalents is also available in Note No. 12, reconciliation of items of cash and cash equivalents as per Cash Flow Statement with the respective items reported in the Balance Sheet is not required and hence not provided.
7. Sale of Investment includes cash inflow of Rs.Nil lakh (31.03.2022 : Rs.402 lakh) on disposal of Investment in Associates. The entire consideration is received in cash.

The accompanying notes 1 to 55 are an integral part of the Consolidated Financial Statements.

As per our report of even date attached.

For **L. B. Jha & Co.**

Chartered Accountants

Firm Registration No: 301088E

CA. D N Roy

Partner

Membership No.300389

Place : Kolkata

Dated: 12th May, 2023

S K Poddar

Director

DIN: 00008654

Neha Singh

Company Secretary

S K Rungta

Director

DIN: 00053824

Ganesh Gupta

CFO

Akshay Poddar

Director

DIN: 00008686

Consolidated Statement of Changes in Equity for the year ended 31st March, 2023

a. Equity Share Capital

(₹ in Lakhs)

		For the year ended March 31, 2023	
		Changes in equity share capital during the year	Balance as at March 31, 2023
Balance as at 1st April, 2022	1,274.28	-	1,274.28
Balance as at 1st April, 2021	1,274.28	-	1,274.28

b. Other Equity

Particulars	Reserves and Surplus				Items of other comprehensive income (OCI)				Share of Associates	Total
	Capital redemption/Other Reserve	Capital Reserve	Securities Premium Reserve	General Reserve	Retained earnings	Equity instruments through OCI	Debt instruments through OCI	Remeasurement of defined benefit plans		
Balance as at 1st April, 2021	415.07	10,453.74	52.57	24,398.81	27,051.28	(1,386.21)	494.90	-	(24.57)	61,455.59
Profit for the year	-	-	-	-	(8,624.72)	-	-	-	-	(8,624.72)
Other Comprehensive Income for the year (net of taxes)	-	-	-	-	-	12,337.80	496.70	(0.87)	(23.17)	12,810.46
Total comprehensive income	-	-	-	-	(8,624.72)	12,337.80	496.70	(0.87)	(23.17)	4,185.74
Dividend	-	-	-	-	(254.85)	-	-	-	-	(254.85)
Add: Transfer to Retained earnings-Equity Instruments	-	-	-	-	326.03	(326.03)	-	-	-	-
Transfer from Other Comprehensive Income (Remeasurement gain/loss, net of tax) to Retained earnings	-	-	-	-	(0.87)	-	-	0.87	-	-
Transfer to/from Retained earnings/General Reserve	-	-	-	-	-	-	-	-	-	-
Balance as at 31st March, 2022	415.07	10,453.74	52.57	24,398.81	18,496.87	10,625.56	991.60	-	(47.74)	65,386.48
Profit/(Loss) for the year	-	-	-	-	310.18	-	-	-	-	310.18
Other Comprehensive Income for the year (net of taxes)	-	-	-	-	-	(3,568.77)	302.35	7.92	-	(3,258.50)
Total comprehensive income	-	-	-	-	310.18	(3,568.77)	302.35	7.92	-	(2,948.32)
Dividend	-	-	-	-	(95.57)	-	-	-	-	(95.57)
Add: Transfer to Retained earnings-Equity Instruments	-	-	-	-	-	-	-	-	-	-
Transfer from Other comprehensive Income (Remeasurement gain/loss net of tax) to Retained earnings	-	-	-	-	7.92	-	-	(7.92)	-	-
Transfer to/from Retained earnings/General Reserve	-	-	-	-	-	-	-	-	-	-
Balance as at 31st March, 2023	415.07	10,453.74	52.57	24,398.81	18,719.40	7,056.79	1,293.95	-	(47.74)	62,342.59

The accompanying notes 1 to 55 are an integral part of the Consolidated Financial Statements. In terms of our Report of even date attached herewith.

For **L. B. Jha & Co.**

Chartered Accountants

Firm Registration No: 301088E

CA. D N Roy

Partner

Membership No.300389

Kolkata

Dated: 12th May, 2023

S K Poddar

Director

DIN: 00008654

S K Rungta

Director

DIN: 00053824

Akshay Poddar

Director

DIN: 00008686

Neha Singh

Company Secretary

Ganesh Gupta

CFO

Notes on Consolidated Financial Statements

1. GENERAL CORPORATE INFORMATION

Texmaco Infrastructure & Holdings Limited, founded in 1939, has demerged its Heavy Engineering and Steel Foundry businesses, constituting the major part of its operations, into a separate company called Texmaco Rail & Engineering Limited.

Texmaco Infrastructure & Holdings Limited is presently concentrated in the businesses of Real Estate, Mini Hydro Power, Trading of goods and Job work services. The demerger of the Company was with the prime objective of each constituent company being able to focus in the core areas of its respective business segments.

The Company is a public limited company incorporated and domiciled in India. The address of its corporate office is Belgharia, Kolkata-700 056.

The consolidated financial statements for the year ended 31st March, 2023 were approved by the Board of Directors and authorized for issue on 12th May, 2023.

2. SIGNIFICANT ACCOUNTING POLICIES

(i) Statement of compliance

These financial statements have been prepared in accordance with the Indian Accounting Standards (referred to as "Ind AS") as prescribed under Section 133 of the Companies Act, 2013 read with Companies (Indian Accounting Standards) Rules as amended from time to time.

Accounting policies have been consistently applied except where a newly issued Indian Accounting Standard is initially adopted or a revision to an existing Indian Accounting Standard requires a change in the accounting policy hitherto in use.

(ii) Basis of Accounting

The financial statements have been prepared on the historical cost basis, except for certain financial instruments which are measured at fair values at the end of each reporting period. Historical cost is generally based on the fair value of the consideration given in exchange for goods and services. Fair value is the price that would be received to sell an asset or paid to transfer a liability in an orderly transaction between market participants at the measurement date.

All the assets and liabilities have been classified as current and non-current as per the company's normal operating cycle and criteria set out in schedule III (Division II) of the Companies Act 2013.

The Company has ascertained its operating cycle as 12 months for the purpose of current and non-current classification of assets and liabilities.

(iii) Use of Estimates

The preparation of the Financial Statements in conformity with Ind AS requires the Management to make estimates, judgments and assumptions. These estimates, judgment and assumptions affect the application of accounting policies and the reported amount of Assets and Liabilities and disclosure of contingent Liabilities on the date of the Financial Statements and reported amounts of revenues and expenses for the year.

Estimates and underlying assumptions are reviewed on an ongoing basis. Revisions to accounting estimates are recognised in the period in which the estimates are revised and future periods are affected.

Key sources of estimation of uncertainty at the date of the financial statements, which may cause a material adjustment to the carrying amounts of assets and liabilities within the next financial year, is in respect of impairment of investments, useful lives of property, plant and equipment, valuation of deferred tax assets, provisions and contingent liabilities and fair value measurement of financial instruments which have been discussed below. Key source of estimation of uncertainty in respect of revenue recognition and employee benefits have been discussed in their respective policies.

Useful lives of property, plant and equipment

The Company reviews the useful life of property, plant and equipment at the end of each reporting period. This assessment may result in change in depreciation expense in future periods.

Valuation of deferred tax assets

The Company reviews the carrying amount of deferred tax assets at the end of each reporting period. The policy has been explained under note 2(xx) (b).

Notes on Consolidated Financial Statements

(iv) Property, plant and equipment

Property, plant and equipment are carried at the cost of acquisition or construction less accumulated depreciation and accumulated impairment losses. For this purpose, cost include deemed cost on the date of transition and includes purchase cost including import duties and non refundable taxes, any directly attributable costs of bringing an asset to the location and condition of its intended use and borrowing costs capitalized in accordance with the Company's accounting policy.

Costs directly attributable to acquisition are capitalized until the property, plant and equipment are ready for use, as intended by management.

Depreciation has been provided on straight line method in accordance with the life of the respective assets as prescribed in Schedule II of the Companies Act, 2013 except certain assets for which useful life of assets has been ascertained based on report of technical experts. All assets costing 5,000 or below are fully depreciated in the year of addition.

The Company, based on technical assessment made by technical expert and management estimate, depreciates Electricals over estimated useful lives which are different from the useful life prescribed in Schedule II to the Companies Act, 2013. The Management believes that these estimated useful lives are realistic and reflect fair approximation of the period over which the assets are likely to be used. The estimated useful lives and residual value are reviewed at the end of each reporting period, with the effect of any change in estimate accounted for on a prospective basis. The estimated useful lives are as mentioned below:

- Buildings & Roads: 30 to 60 years
- Plant & Equipment 15 years
- Electricals 20 years
(As per technical assessment)
- Furniture 10 years
- Office Equipment 5 years
- Computers 3 years
- Motor Vehicles 8 years

Capital work-in-progress is stated at the amount expended upto the date of Balance Sheet for the cost of fixed assets that are not yet ready for their intended use.

The Company assesses at each balance sheet date whether there is any indication that a Property, plant and equipment may have been impaired. If any such indication exists, the Company estimates the recoverable amount of the Property, plant and equipment. If such recoverable amount of the Property, plant and equipment or the recoverable amount of the cash generating unit to which the Property, plant and equipment belongs is less than its carrying amount, the carrying amount is reduced to its recoverable amount. The reduction is treated as an impairment loss and is recognized in the Statement of profit and Loss. If at the balance sheet date there is an indication that a previously assessed impairment loss no longer exists, the recoverable amount is reassessed and the Asset is reflected at the recoverable amount subject to a maximum of depreciated historical cost.

(v) Investment Property

Properties, including those under construction, held to earn rentals and/or capital appreciation are classified as investment property and are measured and reported at cost, including transaction costs.

Depreciation is recognised using straight line method so as to write off the cost of the investment property less their residual values over their useful lives specified in Schedule II to the Companies Act, 2013 or in the case of assets where the useful life was determined by technical evaluation, over the useful life so determined. Depreciation method is reviewed at each financial year end to reflect the expected pattern of consumption of the future benefits embodied in the investment property. The estimated useful life and residual values are also reviewed at each financial year end and the effect of any change in the estimates of useful life/residual value is accounted on prospective basis. Freehold land and properties under construction are not depreciated.

An investment property is derecognised upon disposal or when the investment property is permanently withdrawn from use and no future economic benefits are expected from the disposal. Any gain or loss arising on derecognition of property is recognised in the Statement of Profit and Loss in the same period.

(vi) Intangible Assets (Computer Software)

- a. Where computer software is not an integral part of a related item of computer hardware, the software is treated as an intangible asset.

Notes on Consolidated Financial Statements

Acquired computer software is measured at cost less accumulated amortisation and impairment losses, if any.

For this purpose, cost include deemed cost on the date of transition and includes acquisition price, license fees, non-refundable taxes and costs of implementation/system integration services and any directly attributable expenses, wherever applicable for bringing the asset to its working condition for the intended use.

- b. Amortization methods, estimated useful lives and residual value

Computer software (excluding ERP) are amortized on a straight-line basis over its estimated useful lives of three years and ERP software over five years from the date they are available for use.

The estimated useful lives, residual values and amortization method are reviewed at the end of each financial year and are given effect to, wherever appropriate.

- c. The cost and related accumulated amortization are eliminated from the financial statements upon sale or retirement of the asset and the resultant gains or losses are recognised in the Statement of Profit and Loss.

(vii) Non-current assets held for sale

Non-current assets and disposal groups are classified as held for sale if their carrying amount is intended to be recovered principally through a sale (rather than through continuing use) when the asset (or disposal group) is available for immediate sale in its present condition subject only to terms that are usual and customary for sale of such asset (or disposal group) and the sale is highly probable and is expected to qualify for recognition as a completed sale within one year from the date of classification.

Non-current assets and disposal groups classified as held for sale are measured at lower of their carrying amount and fair value less costs to sell.

(viii) Derivative Financial Instruments

The Company enters into derivative financial instruments to manage its exposure to foreign exchange rate risks, including foreign exchange

forward contracts. The Company holds derivative financial instruments such as foreign exchange forward contracts to mitigate the risk of changes in exchange rates on foreign currency exposures. The counter party for these contracts is generally a bank.

Derivatives are initially recognised at fair value at the date the derivative contracts are entered into and are subsequently remeasured to their fair value at the end of each reporting period. The resulting gain or loss is recognized to statement of profit or loss immediately.

(ix) Financial Instrument

The Company recognizes financial assets and financial liabilities when it becomes a party to the contractual provisions of the instrument. All financial assets and liabilities are recognized at fair value on initial recognition, except for trade receivables which are initially measured at transaction price. Transaction costs that are directly attributable to the acquisition or issue of financial assets and financial liabilities that are not measured at fair value through profit or loss are added/ deducted to the fair value on initial recognition.

All recognized financial assets are subsequently measured in their entirety at either amortised cost or fair value, depending on the classification of the financial assets.

a. Financial assets carried at amortised cost

A Financial asset is subsequently measured at amortised cost if it is held within a business model whose objective is to hold the asset in order to collect contractual cash flows and the contractual terms of the financial asset give rise on specified dates to cash flows that are solely payments of principal and interest on the principal amount outstanding.

b. Investment in Equity Instruments at fair value through other comprehensive income

On initial recognition, the Company can make an irrevocable election (on an instrument-by-instrument basis) to present the subsequent changes in fair value in other comprehensive income pertaining to investments in equity instruments. This election is not permitted if the equity investment is held for trading. These elected investments are initially measured at fair value plus transaction costs. Subsequently, they

Notes on Consolidated Financial Statements

are measured at fair value with gains and losses arising from changes in fair value recognised in other comprehensive income and accumulated in the 'Reserve for equity instruments through other comprehensive income'.

c. Financial assets at fair value through profit or loss

A financial asset which is not classified in any of the above categories is subsequently fair valued through profit or loss.

d. Financial liabilities

Financial liabilities are subsequently carried at amortized cost using the effective interest method. For trade and other payables maturing within one year from the Balance Sheet date, the carrying amounts approximate fair value due to the short maturity of these instruments.

e. Investment in Subsidiaries and Associates

Investment in Subsidiaries and Associates are carried at cost in the Financial Statements.

f. Impairment

The Company assesses at each reporting date whether a financial asset (or a group of financial assets) such as investments, trade receivables, advances and security deposits held at amortised cost and financial assets that are measured at fair value through other comprehensive income are tested for impairment based on evidence or information that is available without undue cost or effort. Expected credit losses are assessed and loss allowances recognised if the credit quality of the financial asset has deteriorated significantly since initial recognition.

g. Equity Instruments

Equity instruments are recognised at the value of the proceeds, net of direct costs of the capital issue.

h. Offsetting Financial Instruments

Financial assets and liabilities are offset and the net amount is included in the Balance Sheet where there

is a legally enforceable right to offset the recognised amounts and there is an intention to settle on a net basis or realise the asset and settle the liability simultaneously.

(x) Measurement of Fair Values

Certain accounting policies and disclosures of the Company require the measurement of fair values, for both financial and non-financial assets and liabilities. The Company has an established control framework with respect to the measurement of fair values.

Fair Values are categorized into different levels in a fair value hierarchy based on the inputs used in the valuation techniques as follows:

- **Level 1:** quoted prices (unadjusted) in active markets for identical assets or liabilities.
- **Level 2:** inputs other than quoted prices included in Level 1 that are observable for the asset or liability, either directly (i.e. as prices) or indirectly (i.e. derived from prices).
- **Level 3:** inputs for the asset or liability that are not based on observable market data (unobservable inputs).

When measuring the fair value of an asset or liability, the Company uses observable market data as far as possible. If the inputs used to measure the fair value of an asset or a liability fall into different levels of the fair value hierarchy, then the fair value measurement is categorized in its entirety in the same level of the fair value hierarchy as the lowest level input that is significant to the entire measurement.

(xi) Revenue Recognition

Revenue is measured based on the consideration specified in a contract with a customer and excludes amounts collected on behalf of third parties. The Company recognizes revenue when it transfers control over a product or service to customers.

The Company recognizes revenue to depict the transfer of promised goods or services to customers in amounts that reflect the payment to which the Company expects to be entitled in exchange for those goods or services by applying the principles under Ind AS 115.

If the transaction price includes variable consideration, the estimated amount of variable consideration is

Notes on Consolidated Financial Statements

included in the transaction price only to the extent that it is highly probable that a significant reversal in the amount of cumulative revenue recognized will not occur when the uncertainty associated with the variable consideration is subsequently resolved.

The Company presents revenues net of indirect taxes in its statement of Profit and loss.

(a) Revenue from operations:

Sale of goods

The Company principally generates revenue from sale of power to distribution company. Power is sold under Power Purchase Agreements ("PPA") to distribution company from the Company's facility in accordance with the terms and conditions of the PPA. The sale price is determined as per the tariff agreement for supply of power executed between the Company and the distribution company. The payments terms are fixed as per the terms of PPA.

Revenue from sale of power is recognized if the performance obligation of the same is satisfied. Performance obligation is satisfied over the period of time. The company measures its performance obligation by using output method as specified in the standard on the basis of units billed.

Sale of services

Rent income / lease rentals are recognized on accrual basis in accordance with the terms of the respective agreement.

Revenue from renting a property is recognized if the performance obligation of the same is satisfied. Performance obligation is satisfied over the period of time. The company measures its performance obligation by using output method as specified in the standard on the basis of number of days the property was rented.

Revenue from job work services is recognised if the performance obligation for the same is satisfied. Performance obligation is satisfied over the period of time. The company measures its progress towards satisfaction of performance obligation by using output method as specified in the standard on the basis of services provided.

(b) Other Income:

Other income comprises of primarily of Interest, Dividend, Gain/ (Loss) on sale of investments, and Claims, if any.

Interest Income from a financial asset is recognized when it is probable that the economic benefits will flow to the Company and the amount of income can be measured reliably. Interest income is accrued on a time basis, by reference to the principal outstanding and at the effective interest rate applicable, which is the rate that exactly discounts estimated future cash receipts through the expected life of the financial asset to the asset's net carrying amount on initial recognition.

Dividend Income is recognized as and when right to receive payment is established provided that it is probable that the economic benefits will flow to the Company and the amount of income can be measured reliably.

Gain/ (Loss) on Current/Non Current Investments are recognized at the time of redemption / sale and at fair value at each reporting period.

(xii) Employee Benefits

The Company's contribution to provident fund, pension fund, employees' state insurance scheme and super-annuation fund are charged on accrual basis to Statement of Profit and Loss.

a. Short term benefits:

Short term employee benefits are recognised as an expense at the undiscounted amount in the statement of profit and loss of the year in which the related service is rendered.

b. Defined contribution plan:

Payments to defined contribution retirement benefits are recognised as an expense when employees have rendered services entitling them to the contributions. Defined contribution plans are those plans where the Company pays fixed contributions to funds/schemes managed by independent trusts or authority. Contributions are paid in return for services rendered by the employees during the year. The Company has no

Notes on Consolidated Financial Statements

legal or constructive obligation to pay further contributions if the fund/scheme does not hold sufficient assets to pay/extend employee benefits. The Company provides Provident Fund facility to all employees. The contributions are expensed as they are incurred in line with the treatment of wages and salaries. The Company's Provident Fund is exempted under section 17 of Employees' Provident Fund and Miscellaneous Provision Act, 1952. Conditions for exemption stipulate that the Company shall make good deficiency, if any, in the interest rate declared by the trust vis-à-vis interest rate declared by the Employees' Provident Fund Organisation.

c. Defined benefit plan:

The cost of providing defined benefit plan are determined using the projected unit credit method, with independent actuarial valuations being carried out at the end of each reporting period. The Company provides gratuity to its employees.

Remeasurement, comprising actuarial gains and losses, return on plan assets excluding amounts included in net interest on the net benefit liability (asset) and any change in the effect of the asset ceiling (if applicable) are recognised in the balance sheet with a charge or credit recognised in Other Comprehensive Income in the period in which they occur. Remeasurement recognised in the comprehensive income are not reclassified to the Statement of Profit and Loss but recognised directly in the retained earnings. Past service costs are recognized in the Statement of Profit and Loss in the period in which the amendment to plan occurs. Net interest is calculated by applying the discount rate to the net defined liability or asset at the beginning of the period, taking into account of any changes in the net defined benefit liability (asset) during the period as a result of contribution and benefit payments.

Defined benefit costs which are recognized in the Statement of Profit and Loss are categorized as follows

- Service cost (including current service cost, past service cost as well as gains and losses on curtailments and settlements); and
- Net interest expense or income

The retirement benefit obligation recognized in the Balance Sheet represents the actual deficit or surplus in the Company's defined benefit plans. Any surplus resulting from this calculation is limited to the present value of any economic benefits available in the form of refunds from the plans or reduction in future contributions to the plans.

The liability for termination benefit is recognized at the earlier of when the entity can no longer withdraw the offer of the termination benefit and when the entity recognizes any related restructuring costs

d. Voluntary Retirement Scheme Benefits

Voluntary retirement scheme benefits are recognized as an expense in the year they are incurred.

e. Compensated absences

Compensated absences which are expected to occur within twelve months after the end of the period in which the employee renders the related services are recognised as undiscounted liability at the balance sheet date. Compensated absences which are not expected to occur within twelve months after the end of the period in which the employee renders the related services are recognised as an actuarially determined liability at the present value of the defined benefit obligation at the balance sheet date.

(xiii) Leases

a. Where the Company is the lessee

The Company's lease asset classes primarily consist of land and buildings. The Company assesses whether a contract contains a lease, at inception of a contract. A contract is, or contains, a lease if the contract conveys the right to control the use of an identified asset for a period of time in exchange for consideration. To assess whether a contract conveys the right to control the use of an identified asset, the Company assesses whether: (a) the contract involves the use of an identified asset, (b) the Company has substantially all of the economic benefits from use of the asset through the period of the lease and (c) the Company has the right to direct the use of the asset.

Notes on Consolidated Financial Statements

At the date of commencement of the lease, the Company recognizes a right-of use asset ("ROU") and a corresponding lease liability for all lease arrangements in which it is a lessee, except for leases with a term of twelve months or less (short-term leases) and low value leases. For these short-term and low value leases, the Company recognizes the lease payments as an operating expense on a straight-line basis over the term of the lease.

Certain lease arrangements includes the options to extend or terminate the lease before the end of the lease term. ROU assets and lease liabilities includes these options when it is reasonably certain that they will be exercised.

The right-of-use assets are initially recognized at cost, which comprises the initial amount of the lease liability adjusted for any lease payments made at or prior to the commencement date of the lease plus any initial direct costs less any lease incentives. They are subsequently measured at cost less accumulated depreciation and impairment losses.

Right-of-use assets are depreciated from the commencement date on a straight-line basis over the shorter of the lease term and useful life of the underlying asset. Right of use assets are evaluated for recoverability whenever events or changes in circumstances indicate that their carrying amounts may not be recoverable. For the purpose of impairment testing, the recoverable amount (i.e. the higher of the fair value less cost to sell and the value-in-use) is determined on an individual asset basis unless the asset does not generate cash flows that are largely independent of those from other assets. In such cases, the recoverable amount is determined for the Cash Generating Unit (CGU) to which the asset belongs.

The lease liability is initially measured at amortized cost at the present value of the future lease payments. The lease payments are discounted using the interest rate implicit in the lease or, if not readily determinable, using the incremental borrowing rates. Lease liabilities are re-measured with a corresponding adjustment to the related right of use asset if the Company changes its assessment if whether it will exercise an extension or a termination option.

b. Where the Company is the lessor

Leases for which the Company is a lessor is classified as a finance or operating lease. Whenever the terms of the lease transfer substantially all the risks and rewards of ownership to the lessee, the contract is classified as a finance lease. All other leases are classified as operating leases.

When the Company is an intermediate lessor, it accounts for its interests in the head lease and the sublease separately. The sublease is classified as a finance or operating lease by reference to the right-of-use asset arising from the head lease.

For operating leases, rental income is recognized on a straight line basis over the term of the relevant lease.

(xiv) Foreign currency transactions and Exchange Differences

The Company's functional currency is Indian Rupees. Transactions in currencies other than entity's functional currency (spot rates) are recorded at the rates of exchange prevailing on the date of the transaction. Monetary assets and liabilities denominated in foreign currencies (other than derivative contracts) remaining unsettled at the end of the each reporting period are premeasured at the rates of exchange prevailing at that date. Exchange difference on monetary items is recognized in the statement of Profit & Loss in the period in which they arise. Non-monetary items carried at historical cost are translated using exchange rates at the dates of the initial transaction.

(xv) Provisions, Contingent Liabilities and Contingent Assets

a. Provisions & Warranties

Provisions are recognised when the Company has a present obligation (legal or constructive) as a result of past event, it is probable that the Company will be required to settle the obligation, and a reliable estimate can be made of the amount of the obligation.

The amount recognised as a provision is the best estimate of the consideration required to settle the present obligation at the end of the reporting period,

Notes on Consolidated Financial Statements

taking into account the risks and uncertainties surrounding the obligation. When a provision is measured using the cash flows estimated to settle the present obligation, its carrying amount is the present value of those cash flows (when the effect of the time value of money is material).

When some or all of the economic benefits required to settle a provision are expected to be recovered from a third party, a receivable is recognised as an asset if it is virtually certain that reimbursement will be received and the amount of the receivable can be measured reliable.

Provisions for the expected cost of warranty obligations under local sale of goods legislation are recognised at the date of sale of the relevant products, at the management's best estimate of the expenditure -required to settle the Company's warranty obligation.

b. Onerous contracts

An onerous contract is considered to exist where the Company has a contract under which the unavoidable costs of meeting the obligations under the contract exceed the economic benefits expected to be received from the contract. Present obligation arising under onerous contracts are recognised and measured as provisions.

c. Contingent liabilities

Contingent liability is a possible obligation that arises from past events and the existence of which will be confirmed only by the occurrence or non-occurrence of one or more uncertain future events not wholly within the control of the Company; or is a present obligation that arises from past events but is not recognized because either it is not probable that an outflow of resources embodying economic benefits will be required to settle the obligation, or a reliable estimate of the amount of the obligation cannot be made. Contingent liabilities are disclosed and not recognized. In the normal course of business, contingent liabilities may arise from litigation and other claims against the Company. Guarantees are also provided in the normal course of business. There are certain obligations which management has concluded, based on all available facts and circumstances, are not probable of payment or are very difficult to quantify reliably, and such obligations are treated as contingent liabilities and disclosed in

the notes but are not reflected as liabilities in the consolidated financial statements. Although there can be no assurance regarding the final outcome of the legal proceedings in which the Company is involved, it is not expected that such contingencies will have a material effect on its financial position or profitability.

- d. Contingent Assets are neither recognized nor disclosed except when realization of income is virtually certain.
- e. Provisions, Contingent Liabilities and Contingent Assets are reviewed at each Balance Sheet date.

(xvi) Valuation of Inventories

Inventories are valued at lower of cost and net realisable value after providing for obsolescence and other losses, where considered necessary. Cost includes purchase price non refundable taxes and duties and other directly attributable costs incurred in bringing the goods to the point of sale. Work-in-progress and finished goods include appropriate proportion of overheads.

Stores and Spares are valued on the "weighted average" basis.

(xvii) Cash & Cash Equivalents

The Company considers all highly liquid financial instruments, which are readily convertible into known amount of cash that are subject to an insignificant risk of change in value and having original maturities of less than three months or less from the date of purchase to be cash equivalents. Cash and cash equivalents consist of balance with banks which are unrestricted for withdrawal and usage.

(xviii) Borrowing Costs

Borrowing costs directly attributable to the acquisition, construction or production of qualifying assets, which are assets that necessarily take a substantial period of time to get ready for their intended use or sale, are added to the cost of those assets, until such time as the assets are substantially ready for their intended use.

(xix) Segment Reporting

- a. Based on the organizational structures and its Financial Reporting System, the Company has

Notes on Consolidated Financial Statements

classified its operation into four business segments namely Real Estate, Mini Hydro Power, Trading of goods and Job work services.

- b. Revenue and expenses have been identified to segments on the basis of their relationship to the operating activities of the segment. Revenue and expenses which are related to the enterprise as a whole and are not allocable to segments on a reasonable basis have been included under un-allocable expenses.
- c. Segment assets and liabilities for each segment is classified on the basis of allocable assets and allocable liabilities identifiable to each segment on reasonable basis.

(xx) Taxation

Income tax expense comprises current tax expense and the net change in the deferred tax asset or liability during the year. Current and deferred taxes are recognised in statement of profit and loss, except when they relate to items that are recognised in other comprehensive income or directly in equity, in which case, the current and deferred tax are also recognised in other comprehensive income or directly in equity, respectively.

a. Current income taxes

Current income tax assets and liabilities for the current and prior periods are measured at the amount expected to be recovered from or paid to the taxation authorities using the tax rates and tax laws that are enacted or substantively enacted by the Balance Sheet date and applicable for the period.

Current tax items in correlation to the underlying transaction relating to OCI and Equity are recognised in OCI and in Equity respectively.

Management periodically evaluates positions taken in the tax returns with respect to situations in which applicable tax regulations are subject to interpretation and full provisions are made where appropriate on the basis of amounts expected to be paid to the tax authorities.

The Company offsets current tax assets and current tax liabilities, where it has a legally enforceable right to set off the recognised amounts and where it

intends either to settle on a net basis or to realise the assets and settle the liabilities simultaneously.

b. Deferred income taxes

Deferred income tax is recognised using the balance sheet approach. Deferred income tax assets and liabilities are recognised for deductible and taxable temporary differences arising between the tax base of assets and liabilities and their carrying amount, except when the deferred income tax arises from the initial recognition of an asset or liability in a transaction that is not a business combination and affects neither accounting nor taxable profit or loss at the time of the transaction. Deferred income tax assets are recognised to the extent that it is probable that taxable profit will be available against which the deductible temporary differences and the carry forward of unused tax credits and unused tax losses can be utilised. The carrying amount of deferred income tax assets is reviewed at each reporting date and reduced to the extent that it is no longer probable that sufficient taxable profit will be available to allow all or part of the deferred income tax asset to be utilised.

Deferred tax assets and liabilities are measured using substantively enacted tax rates expected to apply to taxable income in the years in which the temporary differences are expected to be received or settled.

(xxi) Government Grant

The Company may receive government grants that require compliance with certain conditions related to the Company's operating activities or are provided to the Company by way of financial assistance on the basis of certain qualifying criteria. Government grants are recognised when there is reasonable assurance that the grant will be received, and the Company will comply with the conditions attached to the grant.

Accordingly, government grants:

- (a) related to or used for assets are included in the Balance Sheet as deferred income and recognised as income over the useful life of the assets.
- (b) related to incurring specific expenditures are taken to the Statement of Profit and Loss on the same basis and in the same periods as the expenditures incurred.

Notes on Consolidated Financial Statements

- (c) by way of financial assistance on the basis of certain qualifying criteria are recognised as they become receivable. In the unlikely event that a grant previously recognized is ultimately not received, it is treated as a change in estimate and the amount cumulatively recognised is expensed in the Statement of Profit and Loss.

(xxii) Earnings Per Share

Basic earnings per share are calculated by dividing the net profit or loss for the period attributable to equity shareholders by the weighted average number of equity shares outstanding during the year. For the purpose of calculating diluted earnings per share, the net profit or loss

for the year attributable to equity shareholders and the weighted average number of shares outstanding during the year are adjusted for the effects of all dilutive potential equity shares.

(xxiii) Cash Flow Statement

Cash Flow is reported using the indirect method, whereby profit before tax is adjusted for the effects of transactions of a non cash nature and any deferrals or accruals of past or future cash receipts or payments. The cash flow from regular revenue generating, financing and investing activities of the Company is segregated.

Notes on Consolidated Financial Statements

Note 3

(₹ in Lakhs)

DESCRIPTION OF ASSETS	GROSS BLOCK				DEPRECIATION/AMORTISATION				NET BLOCK
	AS ON 01-04- 2022	ADDITIONS DURING THE YEAR	SALES/ ADJUSTMENTS	AS ON 31-03- 2023	AS ON 01-04- 2022	FOR THE YEAR	SALES/ ADJUSTMENTS	AS ON 31-03- 2023	AS ON 31-03- 2023
(i) Property, plant and equipment									
Land	4,783.97	-	-	4,783.97	-	-	-	-	4,783.97
Building	1,507.30	-	-	1,507.30	339.96	44.96	-	384.92	1,122.38
Plant & Machinery	311.18	2.37	-	313.55	62.71	8.72	-	71.43	242.12
Electrical Machinery	101.85	-	-	101.85	36.89	5.07	-	41.96	59.89
Office Equipments	44.32	3.65	-	47.97	29.74	6.80	-	36.54	11.43
Furniture & Fittings	340.06	-	-	340.06	274.67	22.66	-	297.33	42.73
Vehicles	205.53	-	13.58	191.95	100.13	22.25	12.11	110.27	81.68
TOTAL	7,294.21	6.02	13.58	7,286.65	844.10	110.46	12.11	942.45	6,344.20
(iii) Capital work in progress	1,537.56	16.53	14.92	1,539.17	-	-	-	-	1,539.17
(iv) Investment Property									
- Rent out Property	6,894.71	-	-	6,894.71	865.76	122.81	-	988.57	5,906.14
(v) Intangible Assets									
- Computer Software	43.35	0.96	-	44.31	18.88	7.70	-	26.58	17.73
GRAND TOTAL	15,769.83	23.51	28.50	15,764.84	1,728.74	240.97	12.11	1,957.60	13,807.24

Previous Year

(₹ in Lakhs)

DESCRIPTION OF ASSETS	GROSS BLOCK				DEPRECIATION/AMORTISATION				NET BLOCK
	AS ON 01-04- 2021	ADDITIONS DURING THE YEAR	SALES/ ADJUSTMENTS	AS ON 31-03- 2022	AS ON 01-04- 2021	FOR THE YEAR	SALES/ ADJUSTMENTS	AS ON 31-03- 2022	AS ON 31-03- 2022
(i) Property, plant and equipment									
Land	4777.76	6.21	-	4,783.97	-	-	-	-	4,783.97
Building	1,367.42	-	(139.88)	1,507.30	279.00	60.96	-	339.96	1,167.34
Plant & Machinery	311.18	-	-	311.18	53.51	9.20	-	62.71	248.47
Electrical Machinery	101.44	0.41	-	101.85	31.48	5.41	-	36.89	64.96
Office Equipments	41.90	2.42	-	44.32	26.96	2.78	-	29.74	14.58
Furniture & Fittings	340.06	-	-	340.06	239.31	35.36	-	274.67	65.39
Vehicles	205.87	69.64	69.98	205.53	116.75	30.38	47.00	100.13	105.40
TOTAL	7,145.63	78.68	(69.90)	7,294.21	747.01	144.09	47.00	844.10	6,450.11
(iii) Capital work in progress	1,473.20	64.36	-	1,537.56	-	-	-	-	1,537.56
(iv) Investment Property									
- Rent out Property	7,034.59	-	139.88	6,894.71	742.95	122.81	-	865.76	6,028.95
(v) Intangible Assets									
- Computer Software	43.35	-	-	43.35	10.17	8.71	-	18.88	24.47
GRAND TOTAL	15,696.77	143.04	69.98	15,769.83	1,500.13	275.61	47.00	1,728.74	14,041.09

Notes:

- Expenses amounting to ₹4,038.52 lakh (Previous year: ₹4,038.52 lakh) incurred till date, including ₹Nil (Previous year: ₹6.21 lakh) for the year for development of land at Birla Textile has been capitalised.
- Rental Income derived from investment property and recognized in Statement of Profit and Loss during the year is ₹664.58 lakh (Previous year: ₹466.30 lakh).
- Direct operating expenses recognized in Statement of Profit and Loss arising from investment property that generated rental income is ₹420.40 lakhs (Previous year: ₹667.56 lakhs).
- Existence and amounts of restrictions on the realisability of investment property has been disclosed in Note 20 of the financial statements.

Notes on Consolidated Financial Statements

Note 3 (Contd..)

- The Company has investment properties at Gurugram and Delhi, which are rented for official use, having fair market value of ₹14,413.03 lakh based on the valuation by a registered valuer as defined under rule 2 of Companies (Registered Valuers and Valuation) Rules, 2017.
- Commencement of owner occupation in a Building amounting to ₹ Nil (31.03.22 : ₹139.88 lakhs) previously classified as Investment Property.

Note 3(ii): Right-of-use assets (ROU)

The changes in the carrying value of ROU assets for the year ended March 31, 2023 are as follows :

(₹ in lakhs)

Particulars	Category of ROU Asset		Total
	Land	Building	
Balance as at 31st March, 2021	723.18	6.31	729.49
Addition / Deletion during the year	3.97	81.93	85.90
Depreciation	10.62	8.32	18.94
Balance as at 31st March, 2022	716.53	79.92	796.45
Addition / Deletion during the year	255.76	-	255.76
Depreciation	10.51	8.32	18.83
Balance as at 31st March, 2023	961.78	71.60	1,033.38

The aggregate depreciation expense on ROU assets is included under depreciation and amortization expense in the Statement of Profit and Loss.

The break-up of current and non-current lease liabilities as at March 31, 2023 is as follows:

(₹ in lakhs)

Particulars	As at March 31, 2023	As at March 31, 2022
Current lease liabilities	68.49	47.49
Non-current lease liabilities	674.01	445.17
Total:	742.50	492.66

The movement in lease liabilities during the year ended March 31, 2023 is as follows :

(₹ in lakhs)

Particulars	Amount
Balance as at March 31, 2021	420.79
Addition / Deletion during the year	85.90
Finance Cost accrued during the year (Refer Note No. 32)	44.37
Payment of Lease Liabilities	58.40
Balance as at March 31, 2022	492.66
Addition / Deletion during the year	255.76
Finance Cost accrued during the year (Refer Note No. 32)	60.83
Payment of Lease Liabilities	66.75
Balance as at March 31, 2023	742.50

Notes on Consolidated Financial Statements

Note 3(ii): Right-of-use assets (ROU) (Contd.)

The details of the contractual maturities of lease liabilities as at March 31, 2023 on an undiscounted basis are as follows :

(₹ in lakhs)

Particulars	As at March 31, 2023	As at March 31, 2022
Less than one year	68.49	47.49
One to five year	278.25	192.82
More than five years	5,009.26	2,650.74
Total:	5,356.00	2,891.05

The Company does not face a significant liquidity risk with regard to its lease liabilities as the current assets are sufficient to meet the obligations related to lease liabilities as and when they fall due.

Rental expense recorded for short-term leases was ₹3.72 lakhs (31.03.22 : ₹1.98 lakhs) for the year ended March 31, 2023.

Maturity analysis of lease payments showing undiscounted lease payments to be received on an annual basis are as follows:

(₹ in lakhs)

Particulars	As a March 31, 2023	As at March 31, 2022
Less than one year	643.95	665.67
One to five year	3,101.32	2,611.46
More than five years	671.22	1,901.78
Total:	4,416.49	5,178.91

Note 4 Investment (Non current)

(₹ in lakhs)

Particulars	As at 31.03.2023	As at 31.03.2022
Investment in Government and Trust Securities (Unquoted)		
12 Year National Plan Saving Certificates	0.01	0.01
12 Year National Defence Certificates	0.03	0.03
10.2% Reliance Capital Limited 2022	0.52	-
10.3% IL&FS 2022	0.52	-
10.4% Reliance Capital Limited (Unsecured)	4.18	-
10.75% Reliance Capital 2021	0.52	-
9% Reliance Capital Limited (Secured)	46.50	-
9/1% IL&FS 2028	3.07	-
Investment in Equity Instruments		
Fully paid equity shares		
In Associates (At cost)		
Lionel India Limited (Unquoted)	-	-
5,25,450 (31.03.22: 5,25,450) Shares of Rs. 100 each		
In Others (designated at fair value through OCI)		
Quoted:		
Zuari Industries Limited	2,995.12	4,891.21
(Formerly known as Zuari Global Limited)		
27,57,941 (31.03.22: 27,57,941) Shares of Rs. 10 each		

Notes on Consolidated Financial Statements

Note 4 Investment (Non current) (Contd.)

(₹ in lakhs)

Particulars	As at 31.03.2023	As at 31.03.2022
Zuari Agro Chemicals Limited 30,00,125 (31.03.22: 30,00,125) Shares of Rs. 10 each	3,636.15	4,018.67
Chambal Fertilisers & Chemicals Ltd. 2,96,864 (31.03.22: 2,96,864) Shares of Rs. 10 each	784.02	1,253.06
Ganges Securities Limited 30,739 (31.03.22: 30,739) Shares of Rs. 10 each (Demerged unit of Upper Ganges Sugar & Industries Limited)	29.03	40.91
Magadh Sugar and Energy Limited 38,736 (31.03.22: 38,736) Shares of Rs. 10 each (including Bonus Shares) (Demerged unit of Upper Ganges Sugar & Industries Limited)	123.65	121.98
Avadh Sugar and Energy Limited 26,056 (31.03.22: 26,056) Shares of Rs. 10 each (including Bonus Shares) (Demerged unit of Upper Ganges Sugar & Industries Limited)	113.64	189.40
New India Retailing & Investment Ltd. (including Bonus Shares) 32,800 (31.03.22: 4,100) Shares of Rs. 10 each	9.84	54.13
Astra Microwave Products Ltd. 21,53,255 (31.03.22: 21,53,255) Shares of Rs.2 each	4,838.36	4,843.75
MSTC Limited 3,75,000 (31.03.22: 3,75,000) Shares of Rs. 10 each (including Bonus Shares)	948.38	1,147.87
Texmaco Rail & Engg.Ltd. 5,85,00,000 (31.03.22: 5,85,00,000) Shares of Re. 1 each	24,833.25	24,394.50
Unquoted:		
Magnacon Electricals Limited 32,00,645 (31.03.22: 32,00,645) Shares of Rs. 10 each	608.12	1,920.39
Pulse Food India Limited 3,85,714 (31.03.22: 3,85,714) Shares of Rs. 10 each	-	-
Wagon India Limited 1,499 (31.03.2022: 1,499) Shares of Rs. 100 each	-	-
The Calcutta Stock Exchange Association Limited 6,187 (31.03.22: 6187) Shares of Re. 1 each	130.05	129.39
Birla Buildings Limited 7,500 (31.03.22: 7,500) Shares of Rs. 10 each	33.03	31.48
Taparia Limited 3,500 (31.03.22: 3,500) Shares of Rs. 10 each	-	-
Investment in Preference Instruments		
Fully paid shares		
In Others (carried at fair value through OCI)		
Unquoted		
Zuari Infra World India Limited 29,50,000 (31.03.22: 29,50,000) Units of Rs. 10 each	4,438.00	4,091.00
Elgin Mills Limited (5% 'B' Cumulative Pref. Shares) 120 (31.03.22: 120) Shares of Rs. 10 each	-	-
Total	43,575.99	47,127.78
i) Aggregate amount of quoted investments	38,311.44	40,955.48
ii) Market value of quoted investments	38,311.44	40,955.48
iii) Aggregate amount of unquoted investments	5,264.55	6,172.30

Notes on Consolidated Financial Statements

Note 5 Loans

(₹ in lakhs)

Particulars	As at 31.03.2023	As at 31.03.2022
Unsecured, considered good		
(a) Loans to related parties (Refer Note 41)	-	-
(b) Loans to others	390.78	390.78
Total	390.78	390.78

Note 6 Other Financial Assets

(₹ in lakhs)

Particulars	As at 31.03.2023	As at 31.03.2022
Security Deposits	7.75	7.75
Term Deposit of more than 12 months maturity	1.78	1.96
Total	9.53	9.71

Note 7 Deferred Tax Assets (Net)

As at 31.03.2023

(₹ in lakhs)

Particulars	Opening Balance	Recongized in profit or loss	Recongized in OCI	Closing Balance
Tax effect of items constituting deferred tax liabilities				
Property, plant and equipment	97.16	-	-	97.16
Investment	1,058.08	3.06	(340.69)	720.45
Tax effect of items constituting deferred tax assets				
Property, plant and equipment	1,828.17	125.81	-	1,953.98
Provision for Gratuity, Bonus, Leave etc.	64.03	8.30	(2.66)	69.67
Net Deferred Tax Assets	736.96	131.05	338.03	1,206.04

As at 31.03.2022

(₹ in lakhs)

Particulars	Opening Balance	Recongized in profit or loss	Recongized in OCI	Closing Balance
Tax effect of items constituting deferred tax liabilities				
Property, plant and equipment	97.16	-	-	97.16
Investment	272.22	(1.86)	787.72	1,058.08
Tax effect of items constituting deferred tax assets				
Property, plant and equipment	1,706.06	122.11	-	1,828.17
Provision for Gratuity, Bonus, Leave etc.	60.27	3.89	(0.13)	64.03
Net Deferred Tax Assets	1,396.95	127.86	(787.85)	736.96

Notes on Consolidated Financial Statements

Note 8 Other Non-Current Asset

(₹ in lakhs)

Particulars	As at 31.03.2023	As at 31.03.2022
Security Deposit	69.47	69.03
Total	69.47	69.03

Note 9 Inventories

(₹ in lakhs)

Particulars	As at 31.03.2023	As at 31.03.2022
Stores and spares	6.54	6.74
Total	6.54	6.74

Note 10 Investments (Current)

(₹ in lakhs)

Particulars	As at 31.03.2023	As at 31.03.2022
Investments carried at fair value through profit or loss		
Mutual Fund (Un-quoted)		
Nippon India Ultra Short Duration Fund-Growth 4,201.583 (31.03.2022: Nil) Units of ₹1000 each	145.01	-
Nippon India Overnight Fund-Growth 6,93,017.624 (31.03.2022: Nil) Units of ₹100 each	830.67	-
Nippon India Liquid Fund-Growth 13,818.442 (31.03.2022: Nil) Units of ₹1000 each	753.55	-
SBI Liquid Fund -Regular Plan-Growth Nil (31.03.22: 27,716.615) Units of ₹ 1000 each	-	917.63
SBI Magnum Low Duration Fund-Direct Plan-Growth [Formerly known as SBI Ultra Short Term Debt Fund-Direct Plan-Growth] 2,848 (31.03.22: 5,537) Units of ₹ 10 each	87.29	161.10
Total of Current Investments	1,816.52	1,078.73
Aggregate NAV value of unquoted Mutual Funds	1,816.52	1,078.73

Note 11 Trade Receivables

(₹ in lakhs)

Particulars	As at 31.03.2023	As at 31.03.2022
Unsecured, considered good	102.59	170.60
Total	102.59	170.60

Notes on Consolidated Financial Statements

Note 11 Trade Receivables (Contd.)

As at 31st March, 2023:

(₹ in lakhs)

Particulars	Outstanding for following periods from date of transaction					
	Less than 6 months	6 months - 1 year	1-2 years	2-3 years	More than 3 years	Total
(i) Undisputed Trade receivables- considered good (net of allowance for expected credit loss)	102.53	-	-	-	0.06	102.59
(ii) Undisputed Trade receivables- which have significant increase in credit risk	-	-	-	-	-	-
(iii) Undisputed Trade receivables- credit impaired	-	-	-	-	-	-
(iv) Disputed Trade Receivables- considered good	-	-	-	-	-	-
(v) Disputed Trade receivables- which have significant increase in credit risk	-	-	-	-	-	-
(vi) Disputed Trade receivables- credit impaired	-	-	-	-	-	-

As at 31st March, 2022:

(₹ in lakhs)

Particulars	Outstanding for following periods from date of transaction					
	Less than 6 months	6 months - 1 year	1-2 years	2-3 years	More than 3 years	Total
(i) Undisputed Trade receivables- considered good (net of allowance for expected credit loss)	140.92	29.00	-	0.68	-	170.60
(ii) Undisputed Trade receivables- which have significant increase in credit risk	-	-	-	-	-	-
(iii) Undisputed Trade receivables- credit impaired	-	-	-	-	-	-
(iv) Disputed Trade Receivables- considered good	-	-	-	-	-	-
(v) Disputed Trade receivables- which have significant increase in credit risk	-	-	-	-	-	-
(vi) Disputed Trade receivables- credit impaired	-	-	-	-	-	-

Note 12 Cash and Cash equivalents

(₹ in lakhs)

Particulars	As at 31.03.2023	As at 31.03.2022
Balances with banks		
- In current accounts	159.62	181.07
Cash on hand	2.11	1.85
Total	161.73	182.92

Note 13 Bank balances other than above

(₹ in lakhs)

Particulars	As at 31.03.2023	As at 31.03.2022
Unpaid Dividend Account	9.73	11.21
Total	9.73	11.21

Note 14 Loans

(₹ in lakhs)

Particulars	As at 31.03.2023	As at 31.03.2022
Unsecured, considered good		
Loan to related parties - (Refer Note 41)	1,350.00	1,350.00
Loan to Body Corporates	2,674.82	3,334.83
Total	4,024.82	4,684.83

Notes on Consolidated Financial Statements

Note 15 Other Financial Assets

(₹ in lakhs)

Particulars	As at 31.03.2023	As at 31.03.2022
Term Deposit of less than 12 months maturity	-	200.00
Interest accrued on Loans	1,229.23	940.00
Interest accrued on Fixed Deposits	2.85	-
Total	1,232.08	1,140.00

Note 16 Current Tax Assets (Net)

(₹ in lakhs)

Particulars	As at 31.03.2023	As at 31.03.2022
Advance Payment of Income Tax (net of provision)	237.96	292.28
Total	237.96	292.28

Note 17 Other Current Assets

(₹ in lakhs)

Particulars	As at 31.03.2023	As at 31.03.2022
Advances other than capital advances		
Advances to suppliers/contractors	141.50	147.89
Advances to employees	1.42	2.51
Others		
Prepaid Expenses	32.08	34.47
Balances with Government Dept	68.79	101.80
Other Receivables	8.00	1.80
Total	251.79	288.47

Note 18 Equity Share Capital

(₹ in lakhs)

Particulars	As at 31.03.2023	As at 31.03.2022
Authorised Share Capital		
17,00,00,000 Equity Shares at par value of Re.1/- each (31st March 2022: 17,00,00,000 Equity Shares at par value of Re.1/- each)	1,700.00	1,700.00
3,00,000 6% Preference Shares at par value of ₹100/- each (31st March 2022: 3,00,000 Preference Shares at par value of Rs.100/- each)	300.00	300.00
Total	2,000.00	2,000.00
Issued, Subscribed and paid up Capital		
12,74,26,590 Equity Shares at par value of Re.1/- each fully paid (31st March 2022: 12,74,26,590 Equity Shares of Re.1/- each)	1,274.27	1,274.27
Add: Forfeited Shares	0.01	0.01
Total	1,274.28	1,274.28

Notes on Consolidated Financial Statements

Note 18 Equity Share Capital (Contd.)

Notes

- (i) The Company has only one class of shares referred to as equity shares having a par value of Re.1/- each. Each holder of equity shares is entitled to one vote per share.
- (ii) In the event of liquidation of the Company, the holders of equity shares will be entitled to receive the remaining assets of the company, after distribution of all preferential amounts. However, no such preferential amounts exist currently. The distribution will be in proportion to the number of equity shares held by the shareholders.
- (iii) Reconciliation of number of issued, Subscribed and Paid-up Capital.

(₹ in lakhs)

Particulars	31.03.2023		31.03.2022	
	No. of Shares	Amount	No. of Shares	Amount
Number of Shares at the beginning of the year	12,74,26,590	1,274.28	12,74,26,590	1,274.28
Add: Equity shares issued during the year	-	-	-	-
Number of Shares at the end of the year	12,74,26,590	1,274.28	12,74,26,590	1,274.28

- (iv) The Board of Directors, at their meeting held on 12th May, 2023 recommended a final dividend of ₹0.15 per equity share for the year ended 31st March, 2023, subject to approval of shareholders. On approval, the dividend outgo is expected to be ₹191.14 lakh. During the year ended 31st March, 2023, the Company paid the final dividend of ₹. 0.075 per equity share for the year ended March 31, 2022. Dividend recognized as distribution to equity shareholders is in accordance with Companies Act, 2013.
- (v) Paid-up amount of Forfeited Shares is ₹.500/-
- (vi) The name of Shareholders holding more than 5% of Equity Shares

(₹ in lakhs)

Sl. No.	Name of the Shareholders	31.03.2023		31.03.2022	
		% of holding	No. of Equity Shares held	% of holding Shares held	No. of Equity
1	Mr. Saroj Kumar Poddar	6.68	85,10,543	6.68	85,10,543
2	Zuari International Ltd. (Formerly know as Zuari Investments Ltd.)	10.05	1,28,10,900	10.05	1,28,10,900
3	Adventz Finance Pvt. Ltd.	16.23	2,06,81,037	16.14	2,05,63,607
4	Zuari Industries Ltd. (Formerly know as Zuari Global Ltd.)	20.78	2,64,80,712	20.78	2,64,80,712
5	Duke Commerce Ltd.	6.61	84,26,464	6.61	84,26,464
6	Finquest Financial Solutions Pvt. Ltd.	6.79	86,52,581	-	-
7	Mr. Minal Bharat Patel	9.85	1,25,56,766	6.58	83,90,359

Shares held by promoters at the end of the year

As at 31st March, 2023

(₹ in lakhs)

Sl. No	Promoter name	No. of Shares	% of total shares	% Change during the year
1	Saroj Kumar Poddar (As A Karta)	7,81,679	0.61	-
2	Saroj Kumar Poddar (As A Trustee - Saroj And Jyoti Poddar Holdings Private Trust)	60,00,000	4.71	-
3	Shradha Agarwala	14,280	0.01	-
4	Jyotsna Poddar	6,21,790	0.49	-
5	Saroj Kumar Poddar (As An Individual)	17,28,864	1.36	-
6	Anisha Berlia	32,140	0.03	-
7	Aashti Agarwala	14,280	0.01	-
8	Eureka Traders Private Limited	530	-	-
9	Indrakshi Trading Company Private Limited	50,762	0.04	-

Notes on Consolidated Financial Statements

Note 18 Equity Share Capital (Contd.)

(₹ in lakhs)

Sl. No	Promoter name	No. of Shares	% of total shares	% Change during the year
10	Master Exchange & Finance Limited	15,760	0.01	-
11	Premium Exchange And Finance Limited	1,88,090	0.15	-
12	Zuari International Limited (Formerly know as Zuari Investments Ltd.)	1,28,10,900	10.05	-
13	Zuari Industries Limited (Formerly know as Zuari Global Ltd.)	2,64,80,712	20.78	-
14	Jeewan Jyoti Medical Society	1,60,500	0.13	-
15	Adventz Finance Private Limited	2,06,81,037	16.23	0.09
16	Duke Commerce Limited	84,26,464	6.61	-
17	Greenland Trading Private Limited	35,000	0.03	-
18	Texmaco Rail & Engineering Ltd	1,99,809	0.16	-
19	Abhishek Holdings Private Limited	280	-	-
20	Adventz Investment Company Private Limited	-	-	-
21	Adventz Securities Enterprises Limited	38,09,140	2.99	-
22	New Eros Tradecom Limited	7,38,800	0.58	-
23	Akshay Poddar	1,33,552	0.10	0.07
24	Puja Poddar	28,570	0.02	-
25	Atiksh Poddar	89,280	0.07	-
	Total	8,30,42,219	65.17	0.16

As at 31st March, 2022

Sl. No	Promoter name	No. of Shares	% of total shares	% Change during the year
1	Saroj Kumar Poddar (As A Karta)	7,81,679	0.61	-
2	Saroj Kumar Poddar (As A Trustee - Saroj And Jyoti Poddar Holdings Private Trust)	60,00,000	4.71	-
3	Shradha Agarwala	14,280	0.01	-
4	Jyotsna Poddar	6,21,790	0.49	-
5	Saroj Kumar Poddar (As An Individual)	17,28,864	1.36	-
6	Kumari Anisha Agarwala	32,140	0.03	-
7	Aashti Agarwala	14,280	0.01	-
8	Eureka Traders Private Limited	530	-	-
9	Indrakshi Trading Company Private Limited	50,762	0.04	-
10	Master Exchange & Finance Limited	15,760	0.01	-
11	Premium Exchange And Finance Limited	1,88,090	0.15	-
12	Zuari Investments Limited	1,28,10,900	10.05	-
13	Zuari Global Limited	2,64,80,712	20.78	-
14	Jeewan Jyoti Medical Society	1,60,500	0.13	-
15	Adventz Finance Private Limited	2,05,63,607	16.14	3.63
16	Duke Commerce Limited	84,26,464	6.61	0.55
17	Greenland Trading Private Limited	35,000	0.03	-
18	Texmaco Rail & Engineering Ltd	1,99,809	0.16	(1.68)
19	Abhishek Holdings Private Limited	280	-	-
20	Adventz Investment Company Private Limited	-	-	(2.38)
21	Adventz Securities Enterprises Limited	38,09,140	2.99	-

Notes on Consolidated Financial Statements

Note 18 Equity Share Capital (Contd.)

(₹ in lakhs)

Sl. No	Promoter name	No. of Shares	% of total shares	% Change during the year
22	New Eros Tradecom Limited	7,38,800	0.58	-
23	Akshay Poddar	33,552	0.03	-
24	Puja Poddar	28,570	0.02	-
25	Atiksh Poddar	89,280	0.07	-
	Total	8,28,24,789	65.01	0.12

Note 19 Other Equity

(₹ in lakhs)

Particulars	Note Reference	As at 31st March, 2023	As at 31st March, 2022
Securities Premium Reserve	19.1	52.57	52.57
General Reserve	19.2	24,398.81	24,398.81
Capital Reserve	19.3	10,453.74	10,453.74
Capital Redemption Reserve	19.4	415.07	415.07
Retained Earnings	19.5	18,719.40	18,496.87
Other Comprehensive Income Reserve	19.6	8,303.00	11,569.42
		62,342.59	65,386.48

19.1 Securities Premium Reserve

(₹ in lakhs)

Particulars	As at 31.03.2023	As at 31.03.2022
Balance at the beginning of the year	52.57	52.57
Add: Changes during the year	-	-
Balance at the end of the year	52.57	52.57

19.2 General Reserve

(₹ in lakhs)

Particulars	As at 31.03.2023	As at 31.03.2022
Balance at the beginning of the year	24,398.81	24,398.81
Add: Transferred from Retained Earnings	-	-
Balance at the end of the year	24,398.81	24,398.81

19.3 Capital Reserve

(₹ in lakhs)

Particulars	As at 31.03.2023	As at 31.03.2022
Balance at the beginning of the year	10,453.74	10,453.74
Add: Adjustment of Goodwill in Business Combination	-	-
Balance at the end of the year	10,453.74	10,453.74

Notes on Consolidated Financial Statements

Note 19 Other Equity (Contd.)

19.4 Capital Redemption Reserve

(₹ in lakhs)

Particulars	As at 31.03.2023	As at 31.03.2022
Balance at the beginning of the year	415.07	415.07
Add: Changes during the year	-	-
Balance at the end of the year	415.07	415.07

19.5 Retained Earnings

(₹ in lakhs)

Particulars	As at 31.03.2023	As at 31.03.2022
Balance at the beginning of the year	18,496.87	27,051.28
Add : Profit/(Loss) for the year	310.18	(8,624.72)
Add : Transfer from Other Comprehensive Income-Equity Instruments	-	326.03
Add : Transfer from other comprehensive income - Re-measurement of defined benefit plans (net of tax)	7.92	(0.87)
Less: Dividend on Equity Shares	(95.57)	(254.85)
Less: Transfer to General Reserve	-	-
Balance at the end of the year	18,719.40	18,496.87

19.6 Other Comprehensive Income Reserve

(₹ in lakhs)

Particulars	As at 31.03.2023	As at 31.03.2022
a) Equity instrument through other comprehensive income		
Balance as at the beginning of the year	10,625.56	(1,386.21)
Add : Change in fair value (Net of tax)	(3,568.77)	12,337.80
Less: Transfer to Retained earnings-Equity Instruments	-	(326.03)
Balance at the end of the year	7,056.79	10,625.56
b) Debt instrument through other comprehensive income		
Balance as at the beginning of the year	991.60	494.90
Add: Change in fair value (Net of tax)	302.35	496.70
Balance at the end of the year	1,293.95	991.60
c) Remeasurement of defined benefit plans		
Balance as at the beginning of the year	-	-
Add: Remeasurement gain (Net of tax)	7.92	(0.87)
Less: Transferred to retained earnings	7.92	(0.87)
Balance at the end of the year	-	-
d) Share in Associates		
Balance as at the beginning of the year	(47.74)	(24.57)
Add: Changes during the year	-	(23.17)
Balance at the end of the year	(47.74)	(47.74)
Total of other comprehensive income reserve (a + b + c + d)	8,303.00	11,569.42

Notes on Consolidated Financial Statements

Note 19 Other Equity (Contd.)

Nature and purpose of each Reserves

- Capital Redemption Reserve is created pursuant to redemption of preference shares issued in earlier years. This reserve shall be utilised in accordance with the provisions of the Act.
- Securities Premium is used to record the premium on issue of shares. This reserve shall be utilised in accordance with the provisions of the Act.
- General Reserve represents the reserve created through annual transfer of net profit at a specified percentage in accordance with the provisions of the erstwhile Companies Act, 1956. Consequent to the introduction of the Companies Act, 2013, the requirement to mandatory transfer a specified percentage of its profit to general reserve has been withdrawn, though the Company may voluntarily transfer such percentage of its profits for the financial year, as it may consider appropriate. This reserve can be utilised in accordance with the provisions of the Act.
- Retained Earnings represents the undistributed profit / amount of accumulated earnings of the Company.
- Equity Instruments through other comprehensive income represents the cumulative gains and losses arising on fair valuation of equity instruments measured at fair value through other comprehensive income net of tax.
- Debt instruments through other comprehensive income represents the cumulative gains and losses arising on fair valuation of debt instruments measured at fair value through other comprehensive income net of tax.
- Remeasurement of defined benefit plans comprises actuarial gains and losses which are recognised in other comprehensive income and then immediately transferred to retained earnings.

Note 20 Borrowings

(₹ in lakhs)

Particulars	As at 31.03.2023	As at 31.03.2022
From Bank - Secured		
- Term Loans	2,062.80	2,180.05
- Car Loans	35.16	41.46
Total	2,097.96	2,221.51

Term Loan is secured against hypothecation of gurugram property and its rental income [disclosed as investment property in Note 3(iv)]. Remaining term loan is repayable in 128 (31.03.22: 130) monthly instalments. The loan carries interest @ 8.45% p.a. currently.

Car Loan is secured against hypothecation of Cars. Remaining car loan is repayable in 66 (31.03.22: 78) monthly instalments (disclosed as current maturity in Note 24).

There is no default in repayments of the principal amount of loans and interest thereon.

Note 21 Other financial liabilities

(₹ in lakhs)

Particulars	As at 31.03.2023	As at 31.03.2022
Retention Money	0.07	2.54
Others		
- Liabilities for Expenses	-	0.29
- Others Misc. Payable	0.07	0.07
Total	0.14	2.90

Notes on Consolidated Financial Statements

Note 22 Provisions

Particulars	(₹ in lakhs)	
	As at 31.03.2023	As at 31.03.2022
Provision for employee benefits (Refer Note 49)		
- Unavailed Leave	23.93	24.37
- Gratuity	213.69	197.53
Total	237.62	221.90

The Company accounts for Gratuity and Leave liabilities based on Actuarial valuation.

Note 23 Other non current liabilities

Particulars	(₹ in lakhs)	
	As at 31.03.2023	As at 31.03.2022
Advance against sale of land & super build area	140.79	140.79
Security Deposit	331.75	337.57
Unamortised Grants	190.70	199.37
Total	663.24	677.73

Note 24 Borrowings (Short Term)

Particulars	(₹ in lakhs)	
	As at 31.03.2023	As at 31.03.2022
Current maturities of long-term debt *		
- Term Loan	131.47	146.02
- Car Loan	5.80	5.84
Total	137.27	151.86

* Refer Note 20 for nature of security and term of repayment.

Note 25 Trade Payables

Particulars	(₹ in lakhs)	
	As at 31.03.2023	As at 31.03.2022
Dues to Micro and Small enterprises (MSME)	-	-
Dues to creditors other than MSME	110.20	212.81
Total	110.20	212.81

The Company on the basis of information available to it has not been able to verify the status of vendors under Micro, Small and Medium Enterprises Development Act, 2006 and hence disclosure relating to amount unpaid as at the year end together with interest paid/payable under this Act have not been given.

Notes on Consolidated Financial Statements

Note 25 Trade Payables (Contd.)

Trade Payables ageing schedule:

As at 31st March, 2023

(₹ in lakhs)

Particulars	Outstanding for following periods from date of transaction				
	Less than 1 year	1-2 years	2-3 years	More than 3 years	Total
(i) MSME	-	-	-	-	-
(ii) Others	47.51	5.96	12.77	43.96	110.20
(iii) Disputed dues- MSME	-	-	-	-	-
(iv) Disputed dues- Others	-	-	-	-	-

As at 31st March, 2022

Particulars	Outstanding for following periods from date of transaction				
	Less than 1 year	1-2 years	2-3 years	More than 3 years	Total
(i) MSME	-	-	-	-	-
(ii) Others	159.74	0.09	-	52.98	212.81
(iii) Disputed dues- MSME	-	-	-	-	-
(iv) Disputed dues- Others	-	-	-	-	-

Note 26 Other financial liabilities

(₹ in lakhs)

Particulars	As at 31.03.2023	As at 31.03.2022
Interest accrued but not due on borrowings	-	6.55
Unclaimed/Unpaid dividends	9.73	11.21
Others		
- Liabilities for Expenses	59.28	42.22
- Salary and other payroll dues	99.35	92.83
- Others Misc. Payable	0.20	2.45
Total	168.56	155.26

There is no amount due and outstanding to be credited to the Investor Education and Protection Fund as at 31st March, 2023 (31.03.22: Nil)

Note 27 Provisions

(₹ in lakhs)

Particulars	As at 31.03.2023	As at 31.03.2022
Provision for employee benefits (Refer Note 49)		
- Unavailed Leave	1.14	11.46
- Gratuity	13.41	17.01
Total	14.55	28.47

The Company accounts for Gratuity and Leave liabilities based on Actuarial valuation.

Notes on Consolidated Financial Statements

Note 28 Other current liabilities

(₹ in lakhs)

Particulars	As at 31.03.2023	As at 31.03.2022
Current portion of Unamortised Grants	8.67	8.67
Statutory Dues	62.69	115.29
Total	71.36	123.96

Note 29 Revenue From operations

(₹ in lakhs)

Particulars	Year Ended 31.03.2023	Year Ended 31.03.2022
Sale of products / goods	377.89	865.51
Sale of services	1,274.87	1,029.82
	1,652.76	1,895.33
Other operating revenues	-	16.01
Total	1,652.76	1,911.34

Note 30 Other Income

(₹ in lakhs)

Particulars	Year Ended 31.03.2023	Year Ended 31.03.2022
Interest Income		
From Bank	3.94	1.26
From Others	571.87	726.77
Dividend Income		
Income from Non-Current Investments	204.99	169.60
Other non-operating income		
Net gain on sale / fair value of non-current Investments	-	14.56
Net gain on sale / fair value of Current Investments	84.46	209.80
Miscellaneous Receipts and Income	3.67	1.48
Profit on sale of property, plant and equipment	1.13	16.79
Provision & excess liabilities written back	4.44	0.02
Subsidy transferred to revenue based on assets life	8.67	8.67
Total	883.17	1,148.95

Note 31 Employee benefits expense

(₹ in lakhs)

Particulars	Year Ended 31.03.2023	Year Ended 31.03.2022
Salaries ,Wages and Bonus	938.30	894.98
Contribution to provident and other funds		
- Provident Fund and Pension Fund	82.38	81.97
- Gratuity	36.03	33.37
Staff Welfare Expenses	10.15	9.04
Total	1,066.86	1,019.36

Notes on Consolidated Financial Statements

Note 32 Finance Costs

(₹ in lakhs)

Particulars	Year Ended 31.03.2023	Year Ended 31.03.2022
Interest expenses		
- On Banks	175.09	180.29
- On Lease Liabilities	29.58	30.37
- On Others	0.40	23.01
Total	205.07	233.67

Note 33 Depreciation and Amortization Expense

(₹ in lakhs)

Particulars	Year Ended 31.03.2023	Year Ended 31.03.2022
For the Year		
- On Property, plant and equipment	110.46	144.09
- On Right of use assets	18.82	18.94
- On Investment property	122.81	122.81
- On Other intangible assets	7.70	8.71
Total	259.79	294.55

Note 34 Other Expenses

(₹ in lakhs)

Particulars	Year Ended 31.03.2023	Year Ended 31.03.2022
Power and fuel	7.82	14.68
Rent	3.72	1.98
Repairs to buildings	82.22	103.01
Repairs to machinery	32.08	43.76
Repairs to others	14.00	13.95
Labour and security charges	95.58	92.96
Insurance	23.01	11.87
Rates and taxes excluding taxes on Income	146.05	80.42
Directors' sitting fees	14.13	11.00
Directors' commission	-	9.17
Professional fees	64.27	84.15
Travelling / Conveyance expenses	22.58	18.06
Vehicle expenses	22.07	22.67
Payments to the Auditor		
As Auditor	4.80	4.64
For Quarterly Review	2.10	2.07
For Fees for Other Services (incl for issuing various certificates)	0.60	0.50
	7.50	7.21
Cost auditors' remuneration	0.38	0.34
Brokerage	7.82	33.33
CSR expenses	30.01	20.99
Miscellaneous expenses	67.38	43.11
Loan given written off	-	436.06
Sundry debit balance written off	5.84	69.46
Total	646.46	1,118.18

Notes on Consolidated Financial Statements

Note 34 Other Expenses (Contd.)

Notes on CSR Expense

(₹ in lakhs)

Particulars	Year Ended 31.03.2023	Year Ended 31.03.2022
(a) Amount required to be spent by the Company during the year	10.17	16.76
(b) Amount of expenditure incurred	30.01	20.99
(c) Shortfall at the end of the year	-	-
(d) Total of previous years shortfall	-	-
(e) Reason for shortfall	NA	NA
(f) Nature of CSR activities	Education	Education
(g) Details of related party transactions	NA	NA
(h) Where a provision is made with respect to a liability incurred by entering into a contractual obligation, the movements in the provision during the year shall be shown separately	NA	NA

Note 35 Tax Expenses

(₹ in lakhs)

Particulars	Year Ended 31.03.2023	Year Ended 31.03.2022
a) Tax Expense		
Current Tax		
- Current tax on profits for the year	101.47	148.84
- Adjustments for current tax of prior periods	-	-
- Total current tax expense	101.47	148.84
Deferred Tax		
- Decrease/(increase) in deferred tax assets	(146.60)	(130.96)
- (Decrease)/increase in deferred tax liabilities	15.55	3.10
- Total deferred tax expenses/(benefit)	(131.05)	(127.86)
Tax Expense	(29.58)	20.98
b) Reconciliation of tax expenses and the accounting profit multiplied by India's tax rate		
Profit before tax	278.75	(9,088.66)
Tax at the Indian tax rate of 25.168% (previous year - 25.168%)	70.16	(2,287.43)
Tax effect of amounts which are not deductible (taxable) in calculating taxable income		
- Corporate social responsibility expenditure	7.55	5.28
- Disallowance of estimated expenditure to earn tax exempt income	19.38	49.08
- Income from Investment	-	17.62
- Others	59.08	86.93
Tax effect of amounts which are deductible (non-taxable) in calculating taxable income		
- Income from Investment	(124.44)	(7.46)
- Income from rented property	(50.08)	(35.68)
- Others	(11.24)	(83.45)
Tax effect of other adjustment		
- Indexation benefits on Land/Mutual fund, GAAP Differences & Others	-	2,276.08
Tax Expense	(29.58)	20.98

Notes on Consolidated Financial Statements

36 Principles of Consolidation

- a) The consolidated financial statements include results of the subsidiaries and associates of Texmaco Infrastructure & Holdings Limited., consolidated in accordance with Ind AS 110 'Consolidated Financial Statements' and Ind AS 28 'Investment in Associates and Joint Ventures'.

(₹ in lakhs)

The Subsidiaries and Joint Venture companies considered in the Financial Statement are as follows: Name	Country of Incorporation	% of Voting power as on 31.03.2023
Subsidiaries		
High Quality Steels Limited	India	100.00
Macfarlane & Company Limited	India	74.53
Valley View Landholdings Private Limited	India	100.00
Fellow Subsidiaries		
Snowblue Conclave Private Limited	India	100.00
Topflow Buildcon Private Limited	India	100.00
Startree Enclave Private Limited	India	100.00
Associate		
Lionel India Limited	India	50.00

a) Accounting policies applicable in consolidated financial statements

- i) The Company combines the financial statements of the parent and its subsidiaries by adding together line items of assets, liabilities, equity, income and expenses. Inter-company transaction, balances and unrealised gains on transactions between group companies are eliminated.
- ii) Non-controlling interests in the results and equity of subsidiaries are shown separately in the Consolidated Balance Sheet, Consolidated Statement of Profit and Loss and Consolidated Statement of Changes in Equity respectively.
- iii) Investments in Associates are accounted for using the equity method of accounting, after initially being recognized at cost. Under the equity method of accounting, the investments are adjusted thereafter to recognize the Company's share of the post-acquisition profit or losses in the investees' statement of profit and loss, and the company's share of other comprehensive income in the investees' other comprehensive income.
- iv) Deferred tax liabilities are not recognised for temporary differences between the carrying amount and tax bases of investments in subsidiaries where the Company is able to control the timing of reversal of the temporary differences and it is probable that the differences will not reverse in the foreseeable future.

37. Contingent liabilities

Note 36 of Standalone Financial Statements to be referred.

- 38.** The Company incurred an expenditure of Rs. Nil (31.03.2022:Rs.6.21 lakh) by way of Legal Expenses and payment of dues and ex-gratia to the ex-employees for obtaining vacant possession of the residential quarters unauthorized occupied by them even after cessation of their employment. These expenses have been shown as expenses on Land and capitalised under the head "Land".
- 39.** In the opinion of the management, current assets, loans and advances have a value on realisation in the ordinary course of business unless otherwise stated, at least to the amount at which they are stated and the provisions for all known and determined liabilities is adequately provided.

Notes on Consolidated Financial Statements

40. Disclosure pursuant to Section 186(4) of the Companies Act, 2013:

Particulars of loans given and investments made is given in Note 5 & 14 and 4 & 10 respectively. Loans have been given for normal business use.

Note 41 Related Party Disclosure

	Relationship	Name of Parties 2022-23	Name of Parties 2021-22
A	Key Management Personnel	Mr. S.K. Poddar (Director) Mrs. Jyotsna Poddar (Director) Mr. Akshay Poddar (Director) Mr. Santosh Kumar Rungta (Director) - Mr. Utsav Parekh (Director) (Ceased w.e.f. 2nd November, 2022) Mr. D. R. Kaarthikeyan (Director) Ms. Ramya Hariharan (Director) (Ceased w.e.f. 2nd March, 2023) - Mr. Ravi Todi Mr. Athar Shahab Mr. K. K. Rajgaria, Chief Financial Officer (Ceased w.e.f. 25th July, 2022) Mr. Ganesh Gupta, Chief Financial Officer (Appointment w.e.f. 21st January, 2023) Mr. Rahul Harsh (Company Secretary) Mr. S. U. Khan Vice President & Manager (Ceased w.e.f. 28th March, 2023) Mr. Arvind Kumar Chaubey Business Head & Manager (Appointment w.e.f. 28th March, 2023)	Mr. S.K. Poddar (Director) Mrs. Jyotsna Poddar (Director) Mr. Akshay Poddar (Director) Mr. Santosh Kumar Rungta (Director) Mr. Kalpataru Tripathy (Director) (Ceased w.e.f. 15th July, 2021) Mr. Utsav Parekh (Director) Mr. D. R. Kaarthikeyan (Director) Ms. Ramya Hariharan (Director) Mr. R S Raghavan (Director) (Ceased w.e.f. 7th February, 2022) Mr. Ravi Todi (Appointment w.e.f. 14th May, 2021) Mr. Athar Shahab (Appointment w.e.f. 7th February, 2022) Mr. K. K. Rajgaria, Chief Financial Officer - Mr. Rahul Harsh (Company Secretary) Mr. S. U. Khan Vice President & Manager -
B	Associates	Lionel India Limited (50.00% of the Capital held by the Company) - -	Lionel India Limited (50.00% of the Capital held by the Company) Texmaco Rail & Engineering Limited (Ceased w.e.f. 2nd December, 2021) Sigma Rail Systems Private Limited (Ceased w.e.f. 29th March, 2022)
C	Other Related Parties where transaction exists	Zuari International Ltd. (Previously known as Zuari Investments Ltd.) Duke Commerce Ltd. Adventz Securities Enterprises Ltd. Animark Enterprises Pvt. Limited	Zuari International Ltd. (Previously known as Zuari Investments Ltd.) Duke Commerce Ltd. Adventz Securities Enterprises Ltd. Animark Enterprises Pvt. Limited

Notes on Consolidated Financial Statements

Note 41 Related Party Disclosure (Contd.)

	Relationship	Name of Parties 2022-23	Name of Parties 2021-22
C	Other Related Parties where transaction exists	Zuari Industries Ltd. (Previously known as Zuari Global Ltd.) New Eros Tradecom Ltd. Master Exchange & Finance Ltd. Adventz Investments Co. Pvt. Ltd. Adventz Securities Trading Pvt. Ltd. Adventz Finance Pvt. Ltd. Eureka Traders Pvt. Ltd. Abhishek Holdings Pvt. Ltd. Greenland Trading Pvt. Ltd. Indrakshi Trading Company Pvt. Ltd. Jeewan Jyoti Medical Society Texmaco Rail & Engineering Ltd. Simon India Ltd. Zuari Agro Chemicals Ltd. Zuari Infraworld Ltd. Zuari Finserv Ltd. Zuari Management Services Ltd. Gobind Sugar Mills Ltd. (Merged with Zuari Industries Ltd.) Indian Furniture Products Ltd. Hettich India Pvt. Ltd. Mangalore Chemicals & Fertilizers Ltd. Paradeep Phosphate Ltd. Premium Exchange & Finance Ltd. Ms.Puja Poddar (Wife of Mr. Akshay Poddar) Master Atiksh Poddar (Son of Mr. Akshay Poddar) Ms.Shradha Agarwala (Daughter of Mr. S.K.Poddar) Mr. Gaurav Agarwala (Son-in-law of Mr. S.K. Poddar) Animark Enterprises Pvt Ltd. Mrs. Anisha Berlia (earlier known as Kumari Anisha Agarwala) (Daughter of Mr. Gaurav Agarwala) Kumari Aashti Agarwala (Daughter of Mr. Gaurav Agarwala)	Zuari Industries Ltd. (Previously known as Zuari Global Ltd.) New Eros Tradecom Ltd. Master Exchange & Finance Ltd. Adventz Investments Co. Pvt. Ltd. Adventz Securities Trading Pvt. Ltd. Adventz Finance Pvt. Ltd. Eureka Traders Pvt. Ltd. Abhishek Holdings Pvt. Ltd. Greenland Trading Pvt. Ltd. Indrakshi Trading Company Pvt. Ltd. Jeewan Jyoti Medical Society Texmaco Rail & Engineering Ltd. Simon India Ltd. Zuari Agro Chemicals Ltd. Zuari Infraworld Ltd. Zuari Finserv Ltd. Zuari Management Services Ltd. Gobind Sugar Mills Ltd. Indian Furniture Products Ltd. Hettich India Pvt. Ltd. Mangalore Chemicals & Fertilizers Ltd. Paradeep Phosphate Ltd. Premium Exchange & Finance Ltd. Ms.Puja Poddar (Wife of Mr. Akshay Poddar) Master Atiksh Poddar (Son of Mr. Akshay Poddar) Ms.Shradha Agarwala (Daughter of Mr. S.K.Poddar) Mr. Gaurav Agarwala (Son-in-law of Mr. S.K. Poddar) Animark Enterprises Pvt Ltd. Kumari Anisha Agarwala (Daughter of Mr. Gaurav Agarwala) Kumari Aashti Agarwala (Daughter of Mr. Gaurav Agarwala)

Related Party Transactions

Transactions	Subsidiaries	Associate	Key Management Personnel / Director	Others	Grand Total	(₹ in lakhs)
						Balance outstanding as on
Remuneration Paid						
Mr. K. K. Rajgaria, Chief Financial Officer (Ceased w.e.f. 25th July, 2022)	- (-)	- (-)	19.89 (39.82)	- (-)	19.89 (39.82)	- (-)
Mr. Ganesh Gupta, Chief Financial Officer (Appointment w.e.f. 21st January, 2023)	- (-)	- (-)	5.78 (-)	- (-)	5.78 (-)	- (-)
Mr. Rahul Harsh, (Company Secretary)	- (-)	- (-)	5.70 (4.90)	- (-)	5.70 (4.90)	- (-)

Notes on Consolidated Financial Statements

Note 41 Related Party Disclosure (Contd.)

(₹ in lakhs)

Transactions	Subsidiaries	Associate	Key Management Personnel / Director	Others	Grand Total	Balance outstanding as on
Mr. S. U. Khan, Vice President & Manager (Ceased w.e.f. 28th March, 2023)	- (-)	- (-)	62.55 (52.09)	- (-)	62.55 (52.09)	- (-)
Mr. Arvind Kumar Chaubey, Business Head & Manager (Appointment w.e.f. 28th March, 2023)	- (-)	- (-)	0.43 (-)	- (-)	0.43 (-)	- (-)
Mr. Gaurav Agarwala	- (-)	- (-)	- (-)	91.12 (91.40)	91.12 (91.40)	- (-)
Sitting Fees & Commission Paid						
Mr. Akshay Poddar	- (-)	- (-)	1.90 (2.50)	- (-)	1.90 (2.50)	- (-)
Mr. Athar Shahab	- (-)	- (-)	1.40 (0.45)	- (-)	1.40 (0.45)	- (-)
Ms. Jyotsna Poddar	- (-)	- (-)	0.80 (1.80)	- (-)	0.80 (1.80)	- (-)
Mr. S.K. Poddar	- (-)	- (-)	1.20 (1.80)	- (-)	1.20 (1.80)	- (-)
Mr. Ravi Todi	- (-)	- (-)	2.20 (2.18)	- (-)	2.20 (2.18)	- (-)
Mr. Santosh Kumar Rungta	- (-)	- (-)	2.10 (2.30)	- (-)	2.10 (2.30)	- (-)
Mr. Kalpataru Tripathy	- (-)	- (-)	- (0.59)	- (-)	- (0.59)	- (-)
Mr. Utsav Parekh	- (-)	- (-)	0.60 (2.60)	- (-)	0.60 (2.60)	- (-)
Mr. D. R. Kaarthikeyan	- (-)	- (-)	1.60 (2.10)	- (-)	1.60 (2.10)	- (-)
Mr. Ramya Hariharan	- (-)	- (-)	1.40 (2.00)	- (-)	1.40 (2.00)	- (-)
Mr. R S Raghavan	- (-)	- (-)	- (1.86)	- (-)	- (1.86)	- (-)
Purchase of Goods/Services						
Lionel India Limited	- (-)	3.44 (5.66)	- (-)	- (-)	3.44 (5.66)	- (-)
Sale of Shares						
Ms. Jyotsna Poddar	- (-)	- (-)	- (1.80)	- (-)	- (1.80)	- (1.80)
Zuari International Limited	- (-)	- (-)	- (-)	- (250.71)	- (250.71)	- (-)
Purchase of Shares						
Texmaco Rail & Engineering Limited	- (-)	- (-)	- (-)	- (744.49)	- (744.79)	- (-)
Dividend Received						
Texmaco Rail & Engineering Limited	- (-)	- (-)	- (-)	58.50 (58.50)	58.50 (58.50)	- (-)

Notes on Consolidated Financial Statements

Note 41 Related Party Disclosure (Contd.)

(₹ in lakhs)

Transactions	Subsidiaries	Associate	Key Management Personnel / Director	Others	Grand Total	Balance outstanding as on
Zuari Industries Limited	-	-	-	27.58	27.58	-
	(-)	(-)	(-)	(82.74)	(82.74)	(-)
Dividend Paid						
Mr. S. K. Poddar	-	-	6.38	-	6.38	-
	(-)	(-)	(17.02)	(-)	(17.02)	(-)
Ms. Jyotsna Poddar	-	-	0.47	-	0.47	-
	(-)	(-)	(1.24)	(-)	(1.24)	(-)
Ms. Shradha Agarwala	-	-	-	0.01	0.01	-
	(-)	(-)	(-)	(0.03)	(0.03)	(-)
Ms. Puja Poddar	-	-	-	0.02	0.02	-
	(-)	(-)	(-)	(0.06)	(0.06)	(-)
Mr. Akshay Poddar	-	-	0.03	-	0.03	-
	(-)	(-)	(0.07)	(-)	(0.07)	(-)
Master Atiksh Poddar	-	-	-	0.07	0.07	-
	(-)	(-)	(-)	(0.18)	(0.18)	(-)
Kumari Aashti Agarwala	-	-	-	0.01	0.01	-
	(-)	(-)	(-)	(0.03)	(0.03)	(-)
Mrs. Anisha Berlia (earlier known as Kumari Anisha Agarwala)	-	-	-	0.02	0.02	--
	(-)	(-)	(-)	(0.06)	(0.06)	(-)
Mr. K. K. Rajgaria	-	-	-	-	-	-
	(-)	(-)	(-)	(-)	(-)	(-)
Abhishek Holdings Pvt. Ltd.	-	-	-	-	-	-
	(-)	(-)	(-)	(-)	(-)	(-)
Adventz Securities Enterprises Ltd.	-	-	-	2.86	2.86	-
	(-)	(-)	(-)	(7.62)	(7.62)	(-)
Adventz Investments Co. Pvt. Ltd.	-	-	-	-	-	-
	(-)	(-)	(-)	(6.07)	(6.07)	(-)
Adventz Finance Pvt. Ltd.	-	-	-	15.42	15.42	-
	(-)	(-)	(-)	(31.89)	(31.89)	(-)
Duke Commerce Ltd.	-	-	-	6.32	6.32	-
	(-)	(-)	(-)	(15.45)	(15.45)	(-)
Eureka Traders Pvt. Ltd.	-	-	-	-	-	-
	(-)	(-)	(-)	(-)	(-)	(-)
Greenland Trading Pvt. Ltd.	-	-	-	0.03	0.03	-
	(-)	(-)	(-)	(0.07)	(0.07)	(-)
Indrakshi Trading Company Pvt. Ltd.	-	-	-	0.04	0.04	-
	(-)	(-)	(-)	(0.10)	(0.10)	(-)
Jeewan Jyoti Medical Society	-	-	-	0.12	0.12	-
	(-)	(-)	(-)	(0.32)	(0.32)	(-)
Master Exchange & Finance Ltd.	-	-	-	0.01	0.01	-
	(-)	(-)	(-)	(0.03)	(0.03)	(-)
New Eros Tradecom Ltd.	-	-	-	0.55	0.55	-
	(-)	(-)	(-)	(1.48)	(1.48)	(-)
Premium Exchange & Finance Ltd.	-	-	-	0.14	0.14	-
	(-)	(-)	(-)	(0.38)	(0.38)	(-)

Notes on Consolidated Financial Statements

Note 41 Related Party Disclosure (Contd.)

(₹ in lakhs)

Transactions	Subsidiaries	Associate	Key Management Personnel / Director	Others	Grand Total	Balance outstanding as on
Texmaco Rail & Engineering Ltd.	- (-)	- (-)	- (-)	0.15 (4.70)	0.15 (4.70)	- (-)
Zuari International Ltd.	- (-)	- (-)	- (-)	9.61 (25.62)	9.61 (25.62)	- (-)
Zuari Industries Ltd.	- (-)	- (-)	- (-)	19.86 (52.96)	19.86 (52.96)	- (-)
Rent Received (incl. maintenance / electricity)						
Zuari Industries Ltd.	- (-)	- (-)	- (-)	23.04 (21.20)	23.04 (21.20)	0.31 (5.61)
Gobind Sugar Mills Limited (Now merged with Zuari Industries Ltd.)	- (-)	- (-)	- (-)	53.75 (49.48)	53.75 (49.48)	- (-)
Hettich India Pvt. Ltd.	- (-)	- (-)	- (-)	127.08 (118.83)	127.08 (118.83)	0.20 (-)
Indian Furniture Products Ltd.	- (-)	- (-)	- (-)	- (-)	- (-)	- (-)
Simon India Ltd.	- (-)	- (-)	- (-)	24.00 (18.21)	24.00 (18.21)	- (12.96)
Texmaco Rail & Engineering Ltd.	- (-)	- (-)	- (-)	25.78 (45.83)	25.78 (45.83)	19.44 (47.57)
Lionel India Limited	- (-)	9.58 (7.31)	- (-)	- (-)	9.58 (7.31)	2.34 (3.03)
Rent Paid						
Animark Enterprises Pvt. Limited	- (-)	- (-)	- (-)	9.52 (15.25)	9.52 (15.25)	- (-)
Texmaco Rail & Engineering Limited	- (-)	- (-)	- (-)	0.72 (0.72)	0.72 (0.72)	- (-)
Interest Paid						
Adventz Finance Pvt. Ltd.	- (-)	- (-)	- (-)	- (22.17)	- (22.17)	- (-)
Interest Received						
Gobind Sugar Mills Limited (Now merged with Zuari Industries Ltd.)	- (-)	- (-)	- (-)	106.25 (106.25)	106.25 (106.25)	419.11 (348.49)
Zuari Infracore Ltd.	- (-)	- (-)	- (-)	83.75 (83.75)	83.75 (83.75)	304.23 (253.86)
Loans taken						
Adventz Finance Pvt. Ltd.	- (-)	- (-)	- (-)	- (-250.00)	- (-250.00)	- (-)

Notes on Consolidated Financial Statements

Note 41 Related Party Disclosure (Contd.)

(₹ in lakhs)

Transactions	Subsidiaries	Associate	Key Management Personnel / Director	Others	Grand Total	Balance outstanding as on
Loans & Advances						
Gobind Sugar Mills Limited (Now merged with Zuari Industries Ltd.)	- (-)	- (-)	- (-)	- (-)	- (-)	850.00 (850.00)
Zuari Infracore Ltd.	- (-)	- (-)	- (-)	- (-)	- (-)	500.00 (500.00)
Security Deposit Received						
Zuari Industries Ltd.	- (-)	- (-)	- (-)	- (-)	- (-)	5.30 (5.30)
Simon India Ltd.	- (-)	- (-)	- (-)	6.00 (-)	6.00 (-)	6.00 (-)
Texmaco Rail & Engineering Ltd	- (-)	(-) (-)	- (-)	- (-)	(-) (-)	11.46 (11.46)
Lionel India Limited	- (-)	- (-)	- (-)	- (-)	- (-)	1.30 (1.30)
Gobind Sugar Mills Limited (Now merged with Zuari Industries Ltd.)	- (-)	- (-)	- (-)	- (-)	- (-)	12.37 (12.37)
Hettich India Pvt. Ltd.	- (-)	- (-)	- (-)	- (-)	- (-)	38.16 (38.16)
Investments						
Zuari Industries Limited	- (-)	- (-)	- (-)	- (-)	- (-)	2,995.12 (4,891.21)
Zuari Agro Chemicals Limited	- (-)	- (-)	- (-)	- (-)	- (-)	3,636.15 (4,018.67)
Zuari Infracore Ltd.	- (-)	- (-)	- (-)	- (-)	- (-)	4,438.00 (4,091.00)
High Quality Steels Limited	- (-)	- (-)	- (-)	- (-)	- (-)	30.23 (30.23)
Valley View Landholdings Pvt. Ltd.	- (-)	- (-)	- (-)	- (-)	- (-)	1.00 (1.00)
Macfarlane & Co. Limited	- (-)	- (-)	- (-)	- (-)	- (-)	2.88 (2.88)
Texmaco Rail & Engineering Limited	- (-)	- (-)	- (-)	- (-)	- (-)	24,833.25 (24,394.50)
Lionel India Limited	- (-)	- (-)	- (-)	- (-)	- (-)	525.45 (525.45)

Note: - Figures given in brackets are for previous year

Notes on Consolidated Financial Statements

Note 41 Related Party Disclosure (Contd.)

Compensation to Key Management Personnel is as follows:

(₹ in lakhs)

Short Term Benefits	Year Ended 31.03.2023	Year Ended 31.03.2022
Mr. K. K. Rajgaria, Chief Financial Officer	19.89	39.82
Mr. Ganesh Gupta, Chief Financial Officer	5.78	-
Mr. Rahul Harsh, (Company Secretary)	5.70	4.90
Mr. S. U. Khan, Vice President & Manager	62.55	52.09
Mr. Arvind Kumar Chaubey, Business Head & Manager	0.43	-

The above remuneration does not include provision for gratuity and leave, which is determined for the Company as a whole.

Notes:

- The transactions with related parties have been entered at an amount which are not materially different from those on normal commercial terms.
- The amounts outstanding are unsecured and will be settled in cash. No expense has been recognized in current year and previous year for bad or doubtful debts in respect of the amounts owed by related parties.
- The transactions entered into are in the ordinary course of business and are at arms' length basis.

42. Although there are no operations at present, the Management, however, intends to revive the fellow subsidiary companies and is exploring new areas for business. Therefore, the Management holds the view that the Companies will be able to realise its assets and discharge liabilities in the normal course of business. Accordingly, the financial statements of these subsidiaries have been prepared on a Going Concern basis and no adjustments are required to the carrying value of assets and liabilities.

43. Earnings Per Share – The numerator and denominator used to calculate Basic/Diluted Earnings per Share

(₹ in lakhs)

Particulars		2022-23	2021-22
Net Profit for the period from ordinary activities attributable to equity shareholders (Excluding Preference Share Dividend) – used as numerator	₹ in Lakh	310.18	(8,624.72)
Weighted average number of Equity share outstanding used as denominator for Basic earnings per share	Numbers	127426590	127426590
Weighted average number of Equity share used as denominator for Diluted Earnings per Share	Numbers	127426590	127426590
(A) Basic Earnings per share (face value of Re. 1/- each)	₹	0.24	(6.77)
(B) Diluted Earnings per share (face value of Re. 1/- each)	₹	0.24	(6.77)

44. Disclosure as per Ind AS 115 “Revenue from Contract with Customers”

i) Disaggregated revenue information:

(₹ in lakhs)

Type of Goods or Services	2022-23	2021-22
Sale of Electricity	296.10	344.35
Sale of Goods	81.79	521.16
Sale of Scrap	-	16.01
Rental Income	664.63	466.34
Job work services	610.24	563.48
Total Revenue from contract with customers (Refer Note No. 29)	1,652.76	1,911.34

- The aforesaid revenue from contract with customers as per Ind AS 115, was recognized over a period of time.

Notes on Consolidated Financial Statements

44. Disclosure as per Ind AS 115 "Revenue from Contract with Customers" (Contd.)

iii) Position of contract balances as at the end of the year:

(₹ in lakhs)

Contract Balances	2022-23	2021-22
Trade Receivables (Refer Note No. 11)	102.59	170.60
Security Deposit (Refer Note No.23)	331.75	337.57
Revenue recognised out of Contract Liabilities at beginning of reporting period	-	-
Revenue recognised out of Performance obligation performed during previous year	-	-

45. Expenditure in Foreign Currency: NIL (31.03.22 : NIL)

46. Financial Risk Management Objectives and policies-

The Company's activities expose it to Credit Risk, Liquidity Risk, Market Risk and Equity Price Risk.

This note explains the source of risk which the Company is exposed to and how the Company manages the risk and the impact. The management of the company ensures that risks are identified, measured and mitigated in accordance with the Risk Management Policy of the company. The Board provides guiding principles on risk management and also review these risks and related risk management policies which are given as under.

The Company's financial liabilities comprise borrowings, capital creditors and trade and other payables. The company's financial assets include trade and other receivables, cash and cash equivalents, investments including investments in subsidiaries, loans & advances and deposits.

A. Credit Risk - A risk that counter party may not meet its obligations under a financial instrument or customer contract, leading to a financial loss is defined as Credit Risk. The Company is exposed to credit risk from its operating and financial activities.

Customer credit risk is managed by the respective marketing department subject to the Company's established policy, procedures and control relating to customer credit risk management. The Company reviews the creditworthiness of these customers on an on-going basis. The Company estimates the expected credit loss on the basis of past data, experience and policy laid down in this respect. The maximum exposure to the credit risk at the reporting date is the carrying value of the trade receivables disclosed in Note 11 as the Company does not hold any collateral as security. The Company has a practice to provide for doubtful debts as per its approved policy.

Ageing analysis of trade receivable is disclosed in Note 11.

B. Liquidity Risk - A risk that the Company may not be able to settle or meet its obligations at a reasonable price is defined as liquidity risks. The Company's treasury department is responsible for managing liquidity, funding as well as settlement management. In addition, processes and policies related to such risks are overseen by senior management. Management monitors the Company's net liquidity position through rolling forecasts on the basis of expected cash flows.

The Company's objective is to maintain a balance between continuity of funding and flexibility through the use of cash credits, Term loans among others.

Notes on Consolidated Financial Statements

46. Financial Risk Management Objectives and policies (Contd.)

The table below summarises the Company's financial liabilities into relevant maturity groupings based on their contractual maturities:

Particulars	(₹ in lakhs)			
	Less than 1 year	1-5 years	More than 5 years	Total
As at 31st March, 2023				
Borrowings (excluding interest)	137.27	575.00	1522.96	2,235.23
Lease Liabilities	68.49	278.25	395.76	742.50
Trade Payable	110.20	-	-	110.20
Other financial liabilities	168.56	0.14	-	168.70
Total	484.52	853.39	1918.72	3,256.63
As at 31st March, 2022				
Borrowings (excluding interest)	151.86	951.21	1270.30	2,373.37
Lease Liabilities	47.49	241.74	203.43	492.66
Trade Payable	212.81	-	-	212.81
Other financial liabilities	155.26	2.90	-	158.16
Total	567.42	1,195.85	1473.73	3,237.00

- C. Market Risk-** A risk that the fair value of future cash flows of a financial instrument may fluctuate because of changes in market prices is defined as Marketing Risk. Such changes in the value of financial instruments may result from changes in the foreign currency exchange rates, interest rates, credit, liquidity and other market changes.
- D. Foreign Currency Risk-** A risk that the fair value or future value of the cash flows offorex exposure will fluctuate because of changes in foreign exchange rates is defined as Foreign Currency Risk. The Company's exposure to the risk of changes in foreign exchange rates relates primarily to the Company's export, import and foreign currency loan/ derivatives operating activities. The Company, as per its risk management policy, uses foreign exchange and other derivative instruments primarily to hedge foreign exchange exposure. The management monitors the foreign exchange fluctuations on a continuous basis.
- E. Equity Price Risk-** A risk that the fair value or future cash flows of a financial instrument will fluctuate because of changes in equity prices (other than those arising from interest rate or foreign exchange rate risk), whether those changes are caused by factors specific to the individual financial instruments or its issuer, or by factors affecting all similar financial instruments traded in the market is defined as Equity Price Risk.

The Company generally invests in the equity shares of the Subsidiaries, Associates, Joint Ventures and some of the group companies as part of the Company's overall business strategy and policy. The Company manages the equity price risk through placing limits on individual and total equity investment in each of the subsidiaries and group companies based on the respective business plan of each of the companies. The Company's investment in quoted equity instruments (other than above) is not material. For sensitivity analysis of Company's investments in equity instruments, refer Note No. 49 (Fair Value).

47. Capital Management

The Company's objective when managing capital (defined as net debt and equity) is to safeguard the Company's ability to continue as a going concern in order to provide returns to shareholders and benefits for other stakeholders, while protecting and strengthening the Balance Sheet through the appropriate balance of debt and equity funding. The Company manages its capital structure and makes adjustments to it, in taking into consideration the economic conditions and strategic objectives of the Company.

Notes on Consolidated Financial Statements

48. Fair Value

Carrying amounts and fair values, Fair Value through Profit & Loss (FVTPL) of financial instruments, including their levels in the fair value hierarchy has been mentioned in Note 2(x) and has been mentioned in Note No.4 and Note No.10.

A. Accounting classification and fair values

(₹ in lakhs)

Particulars (as at 31st March 2023)	Carrying amount				Fair value			
	FVTPL	FVTOCI	Amortised Cost*	Total	Level 1	Level 2	Level 3	Total
Financial Assets (Loan Term)								
- Investments	-	43,575.99	-	43,575.99	38,311.44	-	5,264.55	43,575.99
- Loans	-	-	390.78	390.78	-	-	390.78	390.78
- Other Financial Assets	-	-	9.53	9.53	-	-	9.53	9.53
Financial Assets (Short Term)								
- Investments	1,761.21	55.31	-	1,816.52	1,816.52	-	-	1,816.52
- Trade Receivable	-	-	102.59	102.59	-	-	102.59	102.59
- Cash and cash equivalents	-	-	161.73	161.73	-	-	161.73	161.73
- Bank Balances & Others	-	-	9.73	9.73	-	-	9.73	9.73
- Loans	-	-	4,024.82	4,024.82	-	-	4,024.82	4,024.82
- Other Financial Assets	-	-	1,232.08	1,232.08	-	-	1,232.08	1,232.08
Total	1,761.21	43,631.30	5,931.26	51,323.77	40,127.96	-	11,195.81	51,323.77
Financial liabilities (Loan Term)								
- Borrowings	-	-	2,097.96	2,097.96	-	-	2,097.96	2,097.96
- Lease Liabilities	-	-	674.01	674.01	-	-	674.01	674.01
- Other Financial Liabilities	-	-	0.14	0.14	-	-	0.14	0.14
Financial liabilities (Short Term)								
- Borrowings	-	-	137.27	137.27	-	-	137.27	137.27
- Trade Payable	-	-	110.20	110.20	-	-	110.20	110.20
- Lease Liabilities	-	-	68.49	68.49	-	-	68.49	68.49
- Other Financial Liabilities	-	-	168.56	168.56	-	-	168.56	168.56
Total	-	-	3,256.63	3,256.63	-	-	3,256.63	3,256.63

(₹ in lakhs)

Particulars (as at 31st March 2022)	Carrying amount				Fair value			
	FVTPL	FVTOCI	Amortised Cost*	Total	Level 1	Level 2	Level 3	Total
Financial Assets (Loan Term)								
- Investments	-	43,036.74	4,091.00	47,127.74	9,523.48	4,091.00	33,513.26	47,127.74
- Loans	-	-	390.78	390.78	-	-	390.78	390.78
- Other Financial Assets	-	-	9.71	9.71	-	-	9.71	9.71
Financial Assets (Short Term)								
- Investments	1,078.73	-	-	1,078.73	1,078.73	-	-	1,078.73
- Trade Receivable	-	-	170.60	170.60	-	-	170.60	170.60
- Cash and cash equivalents	-	-	182.92	182.92	-	-	182.92	182.92
- Bank Balances & Others	-	-	11.21	11.21	-	-	11.21	11.21
- Loans	-	-	4,684.83	4,684.83	-	-	4,684.83	4,684.83
- Other Financial Assets	-	-	1,140.00	1,140.00	-	-	1,140.00	1,140.00
Total	1,078.73	43,036.74	10,681.05	54,796.52	10,602.21	4,091.00	40,103.31	54,796.52

Notes on Consolidated Financial Statements

48. Fair Value (Contd.)

(₹ in lakhs)

Particulars (as at 31st March 2022)	Carrying amount				Fair value			
	FVTPL	FVTOCI	Amortised Cost*	Total	Level 1	Level 2	Level 3	Total
Financial liabilities (Loan Term)								
- Borrowings	-	-	2,221.51	2,221.51	-	-	2,221.51	2,221.51
- Lease Liabilities	-	-	445.17	445.17	-	-	445.17	445.17
- Other Financial Liabilities	-	-	2.90	2.90	-	-	2.90	2.90
Financial liabilities (Short Term)								
- Borrowings	-	-	151.86	151.86	-	-	151.86	151.86
- Trade Payable	-	-	212.81	212.81	-	-	212.81	212.81
- Lease Liabilities	-	-	47.49	47.49	-	-	47.49	47.49
- Other Financial Liabilities	-	-	155.26	155.26	-	-	155.26	155.26
Total	-	-	3,237.00	3,237.00	-	-	3,237.00	3,237.00

* The carrying value and the fair value approximates.

B. Measurement of fair values

The above table analyses financial instruments carried at fair value, by valuation method. The different levels have been defined below:

- Level 1: quoted prices (unadjusted) in active markets for identical assets or liabilities
- Level 2: inputs other than quoted prices included within Level 1 that are observable for the asset or liability, either directly (i.e., as prices) or indirectly (i.e., derived from prices).
- Level 3: inputs for the asset or liability that are not based on observable market data (unobservable inputs)

C. Valuation techniques

The following methods and assumptions were used to estimate the fair values

- 1) Fair value of the cash and short term deposits, current loans and advances and other current financial liabilities, short term borrowing from banks and other financial institutions and other similar items approximate their carrying value largely due to short term maturities of these instruments.
- 2) Long-term receivables/borrowings are evaluated by the Company based on parameters such as interest rates, specific country risk factors, individual credit worthiness of the customer and the risk characteristics of the financed project. Based on this evaluation, allowances are taken into account for the expected credit losses of these receivables.
- 3) The fair value of unquoted instruments, loans from banks/financial institution and other financial liabilities is estimated by discounting future cash flows using rates currently available for debt of similar terms, credit risk and remaining maturities.

Note 49 Segment Information:

The Directors have been identified as the Company's Chief Operating Decision Maker (CODM) as defined by Ind AS 108 - Operating Segments. The Chief Operating Decision Maker (CODM) evaluates the Company's performance and allocates resources based on an analysis of various performance indicators by Business segments. The CODM of the Company evaluates the segments based on their revenue growth, operating income and return on capital employed. No operating segments have been aggregated in arriving at the Business Segment of the Company.

Management has determined the operating segments based on the information reviewed by the CODM for the purposes of allocating resources and assessing performance. The Company has identified only three business segments viz. Real Estate, Hydro Power, Trading of goods and Job work and presented the same in the financial statements on a consistent basis. Revenue and expenses have been identified to a segment on the basis of relationship to operating activities of the segment. Revenue and expenses which relate to enterprise as a whole and are not allocable to a segment on reasonable basis have been disclosed as "Unallocable".

Segment assets and segment liabilities represent assets and liabilities of respective segment. Investments, tax related assets/ liabilities and other assets and liabilities that cannot be allocated to a segment on reasonable basis have been disclosed as "Unallocable".

Given the nature of business of the Company, it operates only in India. Hence, disclosure regarding geographical information of the segment is not applicable to the Company and therefore not disclosed in the financial statements.

Notes on Consolidated Financial Statement

The Company has 3 major customers (Previous year: 3 Customers) which contributes 10% or more of the entity's revenue.

Note 49 Segment Information (Contd.)

(₹ in lakhs)

Particulars	2022-2023					2021-2022						
	Real Estate	Mini Hydro	Trading of goods	Job Work Services	Other	Total	Estate	Real Hydro	Mini of goods	Trading Services	Job Work Other	Total
	1	2	3	4	5	6=(1+2+3+4+5)	1	2	3	4	5	6=(1+2+3+4+5)
Revenue												
External Sales	695.88	296.10	81.79	640.55	-	1,714.32	480.34	344.35	521.16	590.92	16.01	1,952.78
Less : Inter-Segment Revenue	(31.25)	-	-	(30.31)	-	(61.56)	(14.00)	-	-	(27.44)	-	(41.44)
Total Revenue	664.63	296.10	81.79	610.24	-	1,652.76	466.34	344.35	-	563.48	16.01	1,911.34
Result												
Segment Result	(52.69)	(37.95)	2.83	8.66	(12.84)	(91.99)	(188.08)	15.56	15.49	144.75	(593.23)	(605.51)
Unallocated Corporate Expenses						-						-
Operating Profit/(Loss)						(91.99)						(605.51)
Finance Costs (Interest Expense)						(205.07)						(233.67)
Interest Income						575.81						728.03
Profit/(Loss) before Tax and exceptional item						278.75						(111.15)
Exceptional items						-						(8,977.51)
Profit/(Loss) before Tax and exceptional item						278.75						(9,088.66)
Provision for Current Tax						101.47						148.84
Provision for Deferred Tax						(131.05)						(127.86)
Net Profit/(Loss)						308.33						(9,109.64)
Minority Interest						-						-
Share of Profit / (Loss) from Associates						-						485.95
						308.33						(8,623.69)
Other Information												
Segment assets	10,875.42	851.93	3.27	909.47	55,296.10	67,936.19	11,339.64	908.42	32.68	767.97	57,978.87	71,027.58
Unallocated Corporate assets						-						-
Total assets						67,936.19						71,027.58
Segment liabilities	2,696.98	335.64	-	344.65	866.13	4,243.40	2,845.27	360.68	87.26	313.16	682.69	4,289.06
Unallocated corporate liabilities						-						-
Total Liabilities						4,243.40						4,289.06
Capital expenditure	18.89	4.09	-	-	0.53	23.51	62.70	71.52	-	-	8.82	143.04
Depreciation	138.26	59.25	-	-	62.28	259.79	146.83	68.23	-	-	79.49	294.55

Notes on Consolidated Financial Statements

Note 50 Employee Benefits

As per Ind AS 19, "Employee Benefits", the disclosures of Employee Benefits are as follows:

Defined Contribution Plan:

Employee benefits in the form of Provident Fund are considered as defined contribution plan.

The contributions to the respective fund are made in accordance with the relevant statute and are recognised as expense when employees have rendered service entitling them to the contribution. The contributions to defined contribution plan, recognised as expense in the Statement of Profit and Loss are as under:

Defined Contribution Plan	(₹ in lakhs)	
	Year ended 31st March, 2023	Year ended 31st March, 2022
Provident Fund & Pension Fund	82.38	81.97

Defined Benefit Plans- As per Actuarial Valuation as at 31st March, 2023

	(₹ in lakhs)			
	Unfunded Gratuity 2022-23	Unfunded Gratuity 2021-22	Unfunded Leave 2022-23	Unfunded Leave 2021-22
I Change in Defined Benefit Obligation				
Liability at the beginning of the year	214.54	180.52	35.84	34.87
Interest cost	15.39	12.38	2.56	2.38
Current Service Cost	19.23	20.99	4.13	6.70
Past Service Cost (Non Vested Funds)	-	-	-	-
Past Service Cost (Vested Funds)	-	-	-	-
Benefits Paid	(11.47)	(0.51)	(5.97)	(4.43)
Actuarial (Gain)/Loss on obligation	(10.59)	1.16	(11.49)	(3.69)
Curtailments and Settlements	-	-	-	-
Plan Amendment	-	-	-	-
Liability at the end of the year	227.10	214.54	25.07	35.83
II Fair Value of Plan Assets	NA	NA	NA	NA
III Actual Return on Plan Assets	NA	NA	NA	NA
IV Amount Recognised in the balance sheet				
Liability at the end of the year	227.10	214.54	25.07	35.83
Fair Value of Plan Assets at the end of the year	-	-	-	-
Amount Recognised in the Balance Sheet	227.10	214.54	25.07	35.83
V Expenses Recognised in the Income Statement				
Current Service Cost	19.23	20.99	4.13	6.70
Interest Cost	15.39	12.38	2.56	2.38
Expected Return on Plan Assets	-	-	-	-
Net Actuarial (Gain)/Loss to be Recognised	(10.59)	1.16	(11.49)	(3.69)
Past Service Cost/(Non Vested Benefit) Recognised	-	-	-	-
Past Service Cost/(Vested Benefit) Recognised	-	-	-	-
Effect of Curtailment or settlement	-	-	-	-
Curtailments and Settlements	-	-	-	-
Expenses Recognized in the Profit and Loss Account	24.03	34.53	(4.80)	5.39

Notes on Consolidated Financial Statements

Note 50 Employee Benefits (Contd.)

(₹ in lakhs)

	Unfunded Gratuity	Unfunded Gratuity	Unfunded Leave	Unfunded Leave
VI Balance Sheet Reconciliation				
Opening Net Liability	214.54	180.52	35.84	34.87
Expense as above	24.03	34.53	(4.80)	5.39
Employers Contribution	-	-	-	-
Effect of Curtailment or settlement	-	-	-	-
Benefits paid	(11.47)	(0.51)	(5.97)	(4.43)
Amount Recognised in the Balance Sheet	227.10	214.54	25.07	35.83
VII Actuarial Assumptions				
Financial Assumptions				
Discount Rate Current	6.70%	6.70%	6.70%	6.70%
Rate of Return on Plan Assets	NA	NA	NA	NA
Salary Escalation Current	5.00%	5.00%	5.00%	5.00%
Demographic Assumptions				
Attrition Rate	2.00%	2.00%	2.00%	2.00%
Normal Retirement Age (in years)	58	58	58	58
Mortality Rates	IALM 12-14	IALM 12-14	IALM 12-14	IALM 12-14
VIII Maturity Profile of Defined Benefit Obligation				
Expected cash flows (valued on undiscounted basis)				
Within the next 12 months	13.41	17.01	1.14	11.47
Between 2 and 5 years	71.14	54.60	8.53	7.89
Between 6 and 10 years	113.30	120.39	8.83	10.50
Beyond 10 years	303.80	296.39	37.81	39.08
Total expected payments	501.66	488.39	56.30	68.93
The weighted average duration of defined benefit obligation (based on discounted cash flow) (in years)	9	9	4	4
IX Sensitivity analysis on present value of defined benefit obligations:				
Discount Rate				
- 1% Increase	207.94	195.99	22.93	33.63
- 1% Decrease	249.24	236.05	27.53	38.40
Salary Growth Rate				
- 1% Increase	249.22	235.95	27.75	38.63
- 1% Decrease	207.72	195.87	22.71	33.41
Attrition Rate				
- 50% Increase	230.65	218.14	25.49	36.29
- 50% Decrease	223.19	210.52	24.59	35.33
Mortality Rate				
- 10% Increase	227.76	215.17	25.13	35.90
- 10% Decrease	226.47	213.90	24.99	35.77
X Division of Defined Benefit Obligation (Current / Non-Current) at the end of the period:				
Current Defined Benefit Obligation	13.41	17.01	1.14	11.46
Non-Current Defined Benefit Obligation	213.69	197.53	23.93	24.37
Total Defined Benefit Obligation	227.10	214.54	25.07	35.83

Notes on Consolidated Financial Statements

Note 50 Employee Benefits (Contd.)

The Company is exposed to various risks in providing the above benefit which are as follows:

Interest Rate Risk: The plan exposes the Company to the risk of fall in interest rates. A fall in interest rates will result in an increase in the ultimate cost of providing the above benefit and will thus result in an increase in the value of the liability (as shown in financial statements).

Liquidity Risk: This is the risk that the Company is not able to meet the short-term gratuity payouts. This may arise due to non-availability of enough cash / cash equivalent to meet the liabilities or holding of illiquid assets not being sold in time.

Salary Escalation Risk: The present value of the defined benefit plan is calculated with the assumption of salary increase rate of plan participants in future. Deviation in the rate of increase of salary in future for plan participants from the rate of increase in salary used to determine the present value of obligation will have a bearing on the plan's liability.

Demographic Risk: The Company has used certain mortality and attrition assumptions in valuation of the liability. The Company is exposed to the risk of actual experience turning out to be worse compared to the assumption.

Regulatory Risk: Gratuity benefit is paid in accordance with the requirements of the Payment of Gratuity Act, 1972 (as amended from time to time). There is a risk of change in regulations requiring higher gratuity payouts (e.g. Increase in the maximum limit on gratuity of Rs. 20,00,000).

Other Disclosures:

- i) The following are the assumptions used to determine the benefit obligation:
 - a) **Discount Rate:** The discount rate reflects the estimated timing and currency of benefit payments. It is based on the yields / rates available on applicable bonds as on the valuation date.
 - b) **Rate of escalation in salary:** The salary growth rate is the Company's best estimate of an increase in salary of the employees in future years, determined considering the general trend in inflation, seniority, promotions, past experience and other relevant factors such as demand and supply in employment market, etc.
 - c) **Attrition Rate:** Attrition rate represents the Company's best estimate of employee turnover in future (other than on account of retirement, death or disablement) determined considering various factors such as nature of business, retention policy, industry factors, past experience, etc.
- ii) The Provident and Pension Fund Expenses and Gratuity have been recognised under "Contribution to Provident and Other Funds" while Leave Encashment are recognized under the head "Salaries and Wages" under Note No. 31.

Notes on Consolidated Financial Statements

Note 51: Information for Consolidated Financial Statements pursuant to Schedule III of the Companies Act, 2013

(₹ in lakhs)

Name of the entity	31st March 2023							
	Net Assets i.e. total assets minus total liabilities		Share in Profit or Loss		Share in other comprehensive income		Share in total comprehensive income	
	As a % of consolidated Net Assets	Amount (Rs. in lakhs)	As a % of consolidated Net Assets	Amount (Rs. in lakhs)	As a % of consolidated Net Assets	Amount (Rs. in lakhs)	As a % of consolidated Net Assets	Amount (Rs. in lakhs)
Parent								
Texmaco Infrastructure & Holdings Limited	100.76%	64,176.20	116.56%	359.40	100.23%	(3,265.95)	98.52%	(2,906.55)
Indian Subsidiaries								
High Quality Steel Ltd.	-0.27%	(172.21)	-13.93%	(42.95)	-0.23%	7.45	1.20%	(35.50)
Macfarlane & Co. Ltd.	0.39%	251.50	-2.35%	(7.25)	-	-	0.25%	(7.25)
Valley View Landholdings Pvt. Ltd.	0.00%	(3.14)	-0.28%	(0.87)	-	-	0.03%	(0.87)
Non Controlling Interest in all subsidiaries	0.12%	75.92	-0.60%	(1.85)	-	-	0.06%	(1.85)
Indian Associates								
Lionel India Ltd.	-0.82%	(525.45)	-	-	-	-	-	-
Adjustment arising out of consolidation	-0.17%	(110.03)	0.60%	1.85	-	-	-0.06%	1.85
Total	100.00%	63,692.79	100.00%	308.33	100.00%	(3,258.50)	100.00%	(2,950.17)

(₹ in lakhs)

Name of the entity	31st March 2022							
	Net Assets i.e. total assets minus total liabilities		Share in Profit or Loss		Share in other comprehensive income		Share in total comprehensive income	
	As a % of consolidated Net Assets	Amount (Rs. in lakhs)	As a % of consolidated Net Assets	Amount (Rs. in lakhs)	As a % of consolidated Net Assets	Amount (Rs. in lakhs)	As a % of consolidated Net Assets	Amount (Rs. in lakhs)
Parent								
Texmaco Infrastructure & Holdings Limited	100.66%	67,178.32	-1.85%	159.33	237.61%	30,439.31	730.84%	30,598.64
Indian Subsidiaries								
High Quality Steel Ltd.	-0.20%	(136.71)	0.70%	(60.78)	0.00%	0.35	-1.44%	(60.43)
Macfarlane & Co. Ltd.	0.39%	258.75	-0.05%	4.03	-	-	0.10%	4.03
Valley View Land holdings Pvt. Ltd.	0.00%	(2.28)	0.01%	(0.71)	-	-	-0.02%	(0.71)
Non Controlling Interest in all subsidiaries	0.12%	77.76	-0.01%	1.03	-	-	0.02%	1.03
Indian Associates								
Texmaco Rail & Engineering Ltd.*	0.00%	-	100.50%	(8,667.06)	-137.62%	(17,629.19)	-628.08%	(26,296.25)
Lionel India Ltd.	-0.79%	(525.45)	0.00%	-	-	-	0.00%	-
Adjustment arising out of consolidation	-0.17%	(111.87)	0.69%	(59.53)	-	-	-1.42%	(59.53)
Total	100.00%	66,738.52	100.00%	(8,623.69)	100.00%	12,810.47	100.00%	4,186.78

* Ceased as an associate w.e.f. 2nd December, 2021

Notes on Consolidated Financial Statements

52. Additional Regulatory Information

(i) Ageing of Capital work-in-progress (CWIP):

As at 31st March, 2023

(₹ in lakhs)

CWIP	Amount in CWIP for a period of				Total
	Less than 1 year	1-2 years	2-3 years	More than 3 years	
Projects in progress	16.53	64.36	79.45	1,378.83	1,539.17
Projects temporarily suspended	-	-	-	-	-

As at 31st March, 2022

(₹ in lakhs)

CWIP	Amount in CWIP for a period of				Total
	Less than 1 year	1-2 years	2-3 years	More than 3 years	
Projects in progress	64.36	79.45	106.79	1,286.96	1,537.56
Projects temporarily suspended	-	-	-	-	-

- ii. Company has used the borrowings from banks and financial institutions for the specific purpose for which it was taken at the balance sheet date.
- iii. No Proceedings have been initiated or pending against the company for holding any benami property under the Benami Transactions (Prohibition) Act, 1988 (45 of 1988) and the rules made thereunder and company has not been declared as wilful defaulter by any bank or institution or other lender.
- iv. To the best of the information available, the company has not entered into any transactions with companies struck off under section 248 of the Companies Act, 2013 or section 560 of Companies Act, 1956
- v. There is no income surrendered or disclosed as income during the year in tax assessments under the Income Tax Act, 1961 (such as search or survey), that has not been recorded in the books of account.
- vi. The Company has not received any fund from any person(s) or entity(ies), including foreign entities ("Funding party") with the understanding (whether recorded in writing or otherwise) that the Company shall directly or indirectly lend or invest in other persons or entities identified in any manner whatsoever by or on behalf of the Funding party (ultimate beneficiaries); or provide any guarantee, security or the like on behalf of the ultimate beneficiaries.
- vii. No funds (which are material either individually or in the aggregate) have been advanced or loaned or invested (either from borrowed funds or share premium or any other sources or kind of funds) by the Company to or in any other person(s) or entity(ies), including foreign entity ("Intermediaries"), with the understanding, whether recorded in writing or otherwise, that the Intermediary shall, whether, directly or indirectly lend or invest in other persons or entities identified in any manner whatsoever by or on behalf of the Company ("Ultimate Beneficiaries") or provide any guarantee, security or the like on behalf of the Ultimate Beneficiaries;
- viii. The Company has not traded or invested in crypto currency or virtual currency during the year.

Notes on Consolidated Financial Statements

52. Additional Regulatory Information (Contd.)

(ix) Ratio Analysis:

Sl.	Ratio	Numerator	Denominator	Ratios for the year ended			Reason for variance
				31-03-2023	31-03-2022	Variance	
1	Current Ratio	Current Assets	Current Liabilities	13.75	10.91	20.64%	Decrease in current liabilities.
2	Debt-Equity Ratio	Total debt (Borrowing+ Lease liabilities)	Shareholder's equity	0.05	0.04	8.15%	Decrease in Shareholders' fund.
3	Debt Service Coverage Ratio	Earnings available for debt service= Net Profit after taxes + Non-cash operating expenses + Interest + other adjustments	Debt Service= Interest & Lease Payments + Principal Repayments	1.72	2.11	-22.81%	Increase in EBIT.
4	Return on Equity Ratio	Net Profits after Taxes	Average shareholder's equity	0.00%	-0.14%	103.36%	Increase in net profit after tax
5	Inventory turnover Ratio	Sale of Product	Average Inventory	56.91	129.18	-126.99%	Decrease in sale of product during current year.
6	Trade receivable turnover ratio	Revenue from Operation	Average Trade Receivable	12.10	7.25	40.08%	Decrease in trade receivables during current year.
7	Trade payable turnover Ratio	Purchases and other expenses	Average Trade Payable	0.49	2.62	-434.94%	Decrease in purchases during current year.
8	Net capital turnover Ratio	Revenue from Operation	Working Capital	0.23	0.27	-17.87%	Decrease in sale of product during current year.
9	Net profit ratio	Net Profit	Revenue from Operation	0.19%	-4.77%	103.91%	Exceptional loss of Rs.8977.51 lakh being the difference between the fair market value and carrying value on an associate ceased to be an associate and loan write off during last year.
10	Return on Capital employed	Earnings before interest and taxes (EBIT)	Capital employed	0.01%	-0.13%	106.13%	-
11	Return on Investment	Income generated from invested funds	Average invested funds	0.01%	0.01%	40.86%	Decrease in FMV of investment.

(x) The Company is in process of creation of charge with Registrar of Companies, West Bengal on Car loan having outstanding balance of Rs. 35.16 lakh though the same is noted in Registration certificate book.

(xi) Disclosures required under Additional regulatory information as prescribed under paragraph 6Y to general instructions for preparation of Balance Sheet under Schedule III to the Companies Act, 2013 are not applicable to the Company except as disclosed in Para (i) to (iii) above and Note 3(iv).

Notes on Consolidated Financial Statements

53. Recent Accounting Pronouncements:

New and revised standards adopted by the Company

Ministry of Corporate Affairs ("MCA") notifies new standards or amendments to the existing standards under Companies (Indian Accounting Standards) Rules as issued from time to time. On March 31, 2023, MCA amended the Companies (Indian Accounting Standards) Amendment Rules, 2023, as follows:

Ind AS 1 - Presentation of Financial Statements

This amendment requires the entities to disclose their material accounting policies rather than their significant accounting policies. The effective date for adoption of this amendment is annual periods beginning on or after April 1, 2023. The company has evaluated the amendment and the impact of the amendment is insignificant in the standalone financial statements.

Ind AS 8 - Accounting Policies, Changes in Accounting Estimates and Errors

This amendment has introduced a definition of 'accounting estimates' and included amendments to Ind AS 8 to help entities distinguish changes in accounting policies from changes in accounting estimates. The effective date for adoption of this amendment is annual periods beginning on or after April 1, 2023. The company has evaluated the amendment and there is no impact on its standalone financial statements.

Ind AS 12 - Income Taxes

This amendment has narrowed the scope of the initial recognition exemptions so that it does not apply to transactions that give rise to equal and offsetting temporary differences. The effective date for adoption of this amendment is annual periods beginning on or after April 1, 2023. The company has evaluated the amendment and there is no impact on its standalone financial statements.

54. The previous year's figures have been regrouped, rearranged and reclassified wherever necessary to comply with the amendment in Division II to the Schedule III to the Companies Act, 2013. Amounts and other disclosures for the preceding year are included as an integral part of the current year financial statements and are to be read in relation to the amounts and other disclosures relating to the current year.

55. Figure below ₹500 have been omitted for rounding off 500 and above have been rounded off to the next ₹1000.

In terms of our report of even date attached herewith

For L B Jha & Co.

Chartered Accountants
Firm's Registration No.301088E

CA. D N Roy
PARTNER
MEMBERSHIP No.300389

S K Poddar
Director
DIN: 00008654

S K Rungta
Director
DIN: 00053824

Akshay Poddar
Director
DIN: 00008686

Place : Kolkata
Dated: 12th May, 2023

Neha Singh
Company Secretary

Ganesh Gupta
CFO

Disclaimer

Some information in this report may contain forward-looking statements which include statements regarding Company's expected financial position and results of operations, business plans and prospects etc. and are generally identified by forward-looking words such as "believe," "plan," "anticipate," "continue," "estimate," "expect," "may," "will" or other similar words. Forward-looking statements are dependent on assumptions or basis underlying such statements. We have chosen these assumptions or basis in good faith, and we believe that they are reasonable in all material respects. However, we caution that actual results, performances or achievements could differ materially from those expressed or implied in such forward-looking statements. We undertake no obligation to update or revise any forward-looking statement, whether as a result of new information, future events, or otherwise.




Texmaco
Infrastructure & Holdings Ltd.


adventz

TEXMACO INFRASTRUCTURE & HOLDINGS LIMITED

Belgharia, Kolkata - 700 056

an  **adventz** group company