

Varroc Engineering Limited

Regd. & Corp. Office

L-4, MIDC, Industrial Area
Waluj, Aurangabad 431 136,
Maharashtra, India

Tel + 91 240 6653700
Fax + 91 240 2564540

email: varroc.info@varroc.com
www.varroc.com
CIN: L28920MH1988PLC047335



VARROC/SE/INT/2024-25/154

February 12, 2025

The Manager- Listing
The Listing Department,
**National Stock Exchange of India
Limited**
Exchange Plaza, Plot No. C/1, G Block,
Bandra-Kurla Complex,
Bandra (East), Mumbai-400 051.
NSE Symbol: VARROC

The Manager – Listing
The Corporate Relation Department,
BSE Limited
Phiroze Jeejeebhoy Towers,
Dalal Street, Fort,
Mumbai-400 001.
BSE Security Code: 541578
[Debt: 975062]

Sub: Integrated Filing (Financial) for the quarter and nine-months period ended December 31, 2024

Ref: SEBI Circular No. SEBI/HO/CFD/CFD-PoD-2/CIR/P/2024/185 dated December 31, 2024, read with BSE Circular No. 20250102-4 and NSE Circular No. NSE/CML/2025/02 dated January 2, 2025

Dear Sir/Madam,

Pursuant to SEBI Circular No. SEBI/HO/CFD/CFD-PoD-2/CIR/P/2024/185 dated December 31, 2024, read with BSE Circular No. 20250102-4 and NSE Circular No. NSE/CML/2025/02 dated January 2, 2025, we are submitting herewith the Integrated Filing (Financial) for the quarter and nine-months period ended December 31, 2024.

Kindly consider this intimation/information for the submission of Integrated Filing (Financial) for the quarter and nine months ended December 31, 2024:

- A. Financial Result- Already submitted with the Stock Exchanges on the day of Board Meeting i.e. February 10, 2025, and annexed herewith
- B. Statement on deviation or variation for proceeds of public issue, rights issue, preferential issue, qualified institutions placement etc- Not Applicable Nil statement already submitted vide our communication dated February 10, 2025
- C. Format for disclosing outstanding default on loans and debt securities -Not applicable, no default during the quarter ended December 31, 2024
- D. Format for disclosure of Related Party Transactions (applicable only for half-yearly filings i.e., 2nd and 4th quarter) -Not Applicable
- E. Statement on impact of Audit Qualifications (for audit report with modified opinion) submitted along-with annual Audited Financial Results (Standalone and Consolidated separately) (applicable only for Annual Filing i.e., 4th quarter) -Not Applicable

The aforesaid information is also being placed on the website of the Company at www.varroc.com. This is for your information and Records.

Thanking you,

Yours faithfully,

For Varroc Engineering Limited

Ajay Sharma
Group General Counsel and Company Secretary


Encl: a/a



Statement of Unaudited Standalone Financial Results for the Quarter and Nine Months Ended December 31, 2024

(Rs. in Million)

Sr. No.	Particulars	Quarter Ended			Nine months Ended		Year Ended
		December 31, 2024	September 30, 2024	December 31, 2023	December 31, 2024	December 31, 2023	March 31, 2024
		Unaudited	Unaudited (Restated- refer note 2)	Unaudited (Restated- refer note 2)	Unaudited	Unaudited (Restated- refer note 2)	Audited (Restated- refer note 2)
1	Revenue from operations (refer note 3)	18,758.57	18,847.67	17,159.09	54,552.46	49,028.07	66,760.16
2	Other income (refer note 6)	31.68	41.05	50.25	110.47	241.98	288.69
3	Total Income (1 + 2)	18,790.25	18,888.72	17,209.34	54,662.93	49,270.05	67,048.85
4	Expenses						
	(a) Cost of materials consumed	12,494.51	12,728.46	11,302.97	36,633.26	32,678.62	43,588.18
	(b) Changes in stock of finished goods and work-in-progress	110.61	(308.21)	(32.20)	(594.57)	(366.37)	(258.69)
	(c) Employee benefits expense	1,764.68	1,729.43	1,576.13	5,103.37	4,476.60	6,050.15
	(d) Finance costs	403.04	411.32	469.45	1,236.98	1,413.03	1,843.05
	(e) Foreign exchange (gain)/loss (net)	47.60	(80.31)	(21.48)	(37.35)	(98.88)	(110.61)
	(f) Depreciation and amortisation expense	630.39	629.38	702.55	1,883.68	2,001.41	2,664.39
	(g) Other expenses	2,599.06	2,697.56	2,563.34	7,990.30	7,690.32	10,512.69
	Total expenses (4)	18,049.89	17,807.63	16,560.76	52,215.67	47,794.73	64,289.16
5	Profit/(loss) before tax and exceptional items (3- 4)	740.36	1,081.09	648.58	2,447.26	1,475.32	2,759.69
6	Exceptional item (refer note 2 & 8)	112.70	-	-	112.70	45.00	45.00
7	Profit/(loss) before tax (5-6)	627.66	1,081.09	648.58	2,334.56	1,430.32	2,714.69
8	Tax expense (refer note 5)						
	(a) Current tax	-	-	(282.56)	-	(72.98)	38.01
	(b) Short/(excess) provision in respect of earlier years	(5.14)	(0.18)	44.67	(5.32)	44.67	199.79
	(c) Deferred tax	177.85	285.47	(2,929.74)	638.00	(2,937.13)	(2,772.23)
	Total tax expense (8)	172.71	285.29	(3,167.63)	632.68	(2,965.44)	(2,534.43)
9	Profit/(loss) for the period (7-8)	454.95	795.80	3,816.21	1,701.88	4,395.76	5,249.12
10	Other comprehensive income						
	Items that will not be reclassified to profit or loss in subsequent periods (net of tax)						
	Remeasurement of defined benefit obligation (net of tax)	-	-	-	-	-	(14.70)
	Other comprehensive income/(loss) (10)	-	-	-	-	-	(14.70)
11	Total comprehensive income for the period (9+10)	454.95	795.80	3,816.21	1,701.88	4,395.76	5,234.42
12	Paid-up equity share capital (Face value of the share is Re.1/- each)	152.79	152.79	152.79	152.79	152.79	152.79
13	Reserves excluding revaluation reserves as per balance sheet of previous accounting year						14,962.50
14	Earnings per equity share (Nominal value per share Re. 1/- each) (not annualised)						
	Basic & Diluted (in Rupees)	2.98	5.21	24.98	11.14	28.77	34.36





Additional disclosures as per Regulation 52(4) of SEBI (Listing Obligations and Disclosure Requirements), Regulations, 2015


Particulars	Quarter Ended			Nine months Ended		Year Ended	
	December 31, 2024	September 30, 2024 (Restated- refer note 2)	December 31, 2023 (Restated- refer note 2)	December 31, 2024	December 31, 2023 (Restated- refer note 2)	March 31, 2024 (Restated- refer note 2)	
Debt Equity ratio [refer note (i)]	(No of times)	0.57	0.59	0.90	0.57	0.90	0.75
Debt service coverage ratio [refer note (ii)]	(No of times)	1.64	1.96	1.35	1.66	1.01	1.13
Interest service coverage ratio [refer note (iii)]	(No of times)	4.40	5.16	3.88	4.50	3.46	3.94
Outstanding Redeemable Preference Shares (Qty / Value)		Not Applicable					
Capital Redemption Reserve		Not Applicable					
Debenture Redemption Reserve		Not Applicable					
Net Worth [refer note (iv)]	(Rs. In Millions)	16,817.17	16,362.21	14,276.64	16,817.17	14,276.64	15,115.29
Net profit/(loss) after tax	(Rs. In Millions)	454.96	795.80	3,816.21	1,701.88	4,395.76	5,249.12
Earnings per share (EPS)							
Basic EPS (Not Annualised)	(Rs.)	2.98	5.21	24.98	11.14	28.77	34.36
Diluted EPS (Not Annualised)	(Rs.)	2.98	5.21	24.98	11.14	28.77	34.36
Current Ratio [refer note (v)]	(No of times)	0.72	0.76	0.66	0.72	0.66	0.71
Long Term Debt To Working Capital [refer note (vi)] ^	(No of times)	(2.22)	(4.14)	(5.99)	(2.22)	(5.99)	(4.93)
Bad Debts To Account Receivable Ratio [refer note (vii)]	(No of times)	-	-	-	-	-	0.05
Current Liability Ratio [refer note (viii)]	(No of times)	0.80	0.78	0.70	0.80	0.70	0.70
Total Debts To Total Assets [refer note (ix)]	(No of times)	0.22	0.22	0.30	0.22	0.30	0.27
Debtors Turnover [refer note (x)]*	(No of times)	4.70	4.70	4.41	15.52	12.54	18.27
Inventory Turnover [refer note (xi)]*	(No of times)	1.88	1.98	2.12	6.12	6.28	8.69
Operating Margin [refer note (xii)]	(In %)	6.18%	7.27%	6.10%	6.48%	5.20%	6.30%
Net Profit Margin [refer note (xiii)]	(In %)	2.43%	4.22%	22.24%	3.12%	8.97%	7.86%
Security cover ratio [refer note (xvii)]	(No of times)	1.43	1.35	1.42	1.43	1.42	1.38

Formulae for calculation of ratios are as follows:

- (i) Debt Equity Ratio = [Total Debt / Total Equity]
(ii) Debt service coverage ratio = [(Earnings before Interest, Tax, Depreciation & amortisation and Exceptional item)/(Interest Expense + Principal repayments of long term loan made during the period excluding prepayment)]
(iii) Interest service coverage ratio = [(Earnings before Interest, Tax, Depreciation & amortisation and Exceptional item)/(Interest Expense)]
(iv) Net Worth = [Equity share capital + Other equity]
(v) Current ratio = [Current Assets / Current Liabilities]
(vi) Long term debt to working capital = [Non Current borrowing (including current maturity of long term borrowing) / Working Capital]
(vii) Bad debts to Accounts receivable ratio = [(Bad debts written off + Provision for bad debts charged to profit and loss account) / Average Trade Receivables]
(viii) Current liability ratio = [Current Liability / Total Liability]
(ix) Total debts to Total assets = [Total Debt / Total Assets]
(x) Debtors Turnover = [Revenue from Operations / Average Debtors]
(xi) Inventory Turnover = [(Cost of Material Consumed + Changes in stock of finished goods and work-in-progress) / Average Inventory]
(xii) Operating Margin = [(EBIT (Earning before Interest, Tax and Exception item) - Other Income including foreign exchange (gain)/loss (net)) / Revenue from operation]
(xiii) Net Profit Margin = [Net profit after tax / Revenue from operation]
(xiv) Total Debt = Long Term Borrowings + Short Term Borrowings (includes Current Maturities of Long Term Borrowings)
(xv) Total Equity = Equity Share Capital + Other Equity
(xvi) Working Capital = [Total Current Assets - Total Current Liabilities (excluding current maturity of long term borrowing)]
(xvii) Security cover ratio = [(Book value of specific identified movable fixed assets both present and future of the company as per debenture trust deed / NCD principal amount + Interest payable till date)]

* Ratio not annualised, except for the year ended March 31, 2024

^ Ratio is negative because net working capital is negative.






Notes to the Unaudited Standalone Financial Results:

- 1) The above results were reviewed by the Audit Committee and approved by the Board of Directors at its meeting held on February 10, 2025 and were subjected to review by the Statutory Auditors.
- 2) Pursuant to provisions of Section 230-232 of the Companies Act, 2013, the Board of Directors of the Company on May 17, 2024 had approved the scheme of amalgamation of Varroc Polymers Limited ('VPL') (a wholly owned subsidiary of the Company) with Varroc Engineering Limited ('VEL') with appointed date of April 01, 2024 ('the Scheme'). National Company Law Tribunal ('NCLT') approved the above scheme vide its order dated January 10, 2025 and the merger became effective on February 01, 2025 on filing of the NCLT order with the Registrar of Companies. The merger has been accounted as business combination of entities under common control as per Appendix C to Ind AS 103 - Business Combinations. Accordingly, all the comparative periods presented in the standalone results have been restated to include the effects of this merger. Exceptional item of Rs. 112.70 million for the quarter and nine months ended December 31, 2024 pertains to estimated expenses directly attributable to this merger.
- 3) During the previous year ended March 31, 2024, the Company received eligibility certificates (ECs) in respect of three plants in Aurangabad/Pune under the Maharashtra Electronics Policy, 2016 effective from April 1, 2022 and valid for 10 years. Under these ECs, the Company is eligible to claim incentive in the form of refund of SGST paid on eligible sales from the respective plants. The Company has considered these as grants related to income under Ind AS 20 by recognizing the same as income in profit and loss based on SGST paid for the year. The amount of income recognised in the year ended March 31, 2024 in respect of the aforesaid ECs was Rs. 989.71 million pertaining to the period April 1, 2022 to March 31, 2024.
- 4) a) On November 5, 2024, the Company received a GST Order from Additional Commissioner of CGST & Central Excise for appropriation of GST dues amounting to Rs. 629 million along with equivalent penalty and applicable interest relating to inappropriate classification of certain goods supplied during the period from July 1, 2017 to September 30, 2023. The Company has paid the principal demand, however, considering merits of the case, management believes that it has grounds to successfully defend and litigate the GST Order with respect to applicable interest and penalty for the aforementioned period. The Company has initiated appellate proceedings against this GST Order, pending conclusion of which no adjustments have been made in respect of this matter in the financial results for the quarter and nine months ended December 31, 2024.

b) On January 03, 2025, Varroc Polymers Limited ('VPL') (wholly owned subsidiary, now merged with the Company as explained in Note 2 above) received a GST Order from Commercial Tax Officer (Divisional GST office, Karnataka) consisting of demand for GST dues amounting to Rs. 0.03 million along with interest of Rs. 302.67 million and penalty of Rs. 564.19 million relating to inappropriate classification of certain goods supplied during the period from July 1, 2017 to September 30, 2023. VPL has paid the principal demand, however, considering merits of the case, management believes that it has grounds to successfully defend and litigate the GST Order with respect to the interest and penalty for the aforementioned period. The Company has initiated appellate proceedings against this GST Order, pending conclusion of which no adjustments have been made in respect of this matter in the financial results for the quarter and nine months ended December 31, 2024.
- 5) During the year ended March 31, 2024, the Company derecognised (written-off) loans given to VarrocCorp Holding BV ('VCHBV'), Netherlands including interest on such loans aggregating to Rs. 13,533.33 million (including Rs. 1,736.89 million by VPL, wholly owned subsidiary, now merged with the Company as explained in Note 2) after making requisite submissions to AD Bank. The Company claimed this write-off on loans as an allowable business loss, considering that these loans extended to VCHBV were in the nature of trade investments to derive benefits for the Company's businesses rather than for earning dividend/capital appreciation. The Company obtained legal opinions from two independent senior counsels who have supported their view on claiming this write-off of loans as an allowable business loss. Accordingly, VPL considered this loss as tax deductible for computation of current tax provision to the extent of Rs. 437.14 million and VEL recognised deferred tax asset of Rs. 2,968.93 million on such loss during the quarter and nine months ended December 31, 2023, and year ended March 31, 2024. These loans pertained to funding of Varroc Lighting Systems ('VLS') entities (erstwhile subsidiaries of VCHBV) which were fully provided for during the period ended September 30, 2022 when the VLS business was sold to Compagnie Plastic Omnium SE, France. Further, VEL shifted to new tax regime under section 115BAA of Income Tax Act, 1961 from financial year ended March 31, 2024. As a result, MAT credit of Rs. 265.34 million was written off and deferred tax liability to the extent of Rs. 254.54 million was reversed on account of lower tax rate under new regime, which were included in the total tax expense for the quarter and nine months ended December 31, 2023, and year ended March 31, 2024.
- 6) Other Income for the year ended March 31, 2024 includes dividend received from a subsidiary company of Rs. 125.79 million.
- 7) During the year ended March 31, 2024, the Company issued 25,000 number of listed Non-Convertible Debentures ('NCD') of face value of Rs. 1,00,000 each aggregating to Rs. 2,500 million on a private placement basis. The NCDs are repayable in 16 equal quarterly instalments beginning from December 07, 2024. Further, NCD holders have a put option after 30 months and 42 months respectively from date of allotment, requiring the Company to redeem all the NCDs. The Company shall at all times until the Final Settlement Date maintain a minimum Security Cover of at least 1.1x. The proceeds from the issue have been utilised for repayment of existing listed NCDs, other outstanding debt and for general corporate purposes. These NCDs are secured by exclusive charge by way of hypothecation on the specific identified movable properties of the Company. The asset cover in respect of the Non-Convertible Debentures as on December 31, 2024 is 1.43 times of the total due amount which is higher than the requirement of 1.10 times as specified in the Debenture Trust Deed.
- 8) Varroc Engineering Limited ('the Company') and VarrocCorp Holding BV, Netherlands ('VCHBV', wholly owned subsidiary of VEL) (together referred to as 'Sellers') entered into a Securities Purchase Agreement dated April 29, 2022 as amended dated July 01, 2022, October 05, 2022 and May 12, 2023 (collectively referred to as 'SPA') with Compagnie Plastic Omnium SE, France (referred to as 'Buyer'), to divest the Sellers 4-Wheeler lighting business in the Americas and Europe ('VLS Business'). Exceptional item of Rs 45 million for the nine months ended December 31, 2023 and year ended March 31, 2024 pertains to expenses directly related to sale of investment in VLS business.



For and on behalf of Board of Directors
Varroc Engineering Limited

Tarang Jain
Chairman and Managing Director

Place: Pune

Date: February 10, 2025

Independent Auditor's Review Report on the Quarterly and Year to Date Unaudited Standalone Financial Results of the Company Pursuant to the Regulation 33 and 52 of the SEBI (Listing Obligations and Disclosure Requirements) Regulations, 2015, as amended**Review Report to
The Board of Directors
Varroc Engineering Limited**

1. We have reviewed the accompanying statement of unaudited standalone financial results of Varroc Engineering Limited (the "Company") for the quarter ended December 31, 2024 and year to date from April 01, 2024 to December 31, 2024 (the "Statement") attached herewith, being submitted by the Company pursuant to the requirements of Regulation 33 and 52 of the SEBI (Listing Obligations and Disclosure Requirements) Regulations, 2015, as amended (the "Listing Regulations").
2. The Company's Management is responsible for the preparation of the Statement in accordance with the recognition and measurement principles laid down in Indian Accounting Standard 34, (Ind AS 34) "Interim Financial Reporting" prescribed under Section 133 of the Companies Act, 2013 as amended, read with relevant rules issued thereunder and other accounting principles generally accepted in India and in compliance with Regulation 33 and 52 of the Listing Regulations. The Statement has been approved by the Company's Board of Directors. Our responsibility is to express a conclusion on the Statement based on our review.
3. We conducted our review of the Statement in accordance with the Standard on Review Engagements (SRE) 2410, "Review of Interim Financial Information Performed by the Independent Auditor of the Entity" issued by the Institute of Chartered Accountants of India. This standard requires that we plan and perform the review to obtain moderate assurance as to whether the Statement is free of material misstatement. A review of interim financial information consists of making inquiries, primarily of persons responsible for financial and accounting matters, and applying analytical and other review procedures. A review is substantially less in scope than an audit conducted in accordance with Standards on Auditing and consequently does not enable us to obtain assurance that we would become aware of all significant matters that might be identified in an audit. Accordingly, we do not express an audit opinion.
4. Based on our review conducted as above, nothing has come to our attention that causes us to believe that the accompanying Statement, prepared in accordance with the recognition and measurement principles laid down in the aforesaid Indian Accounting Standard ('Ind AS') specified under Section 133 of the Companies Act, 2013 as amended, read with relevant rules issued thereunder and other accounting principles generally accepted in India, has not disclosed the information required to be disclosed in terms of the Listing Regulations, including the manner in which it is to be disclosed, or that it contains any material misstatement.

[This space has been intentionally left blank]



S R B C & C O L L P

Chartered Accountants

5. We draw attention to Note 4 of the Statement which describes the effects of the GST Orders received by the Company from GST Authorities. The Company has initiated appellate proceedings against these orders, pending conclusion of which no adjustments have been made in respect of the matters in the standalone financial results.

Our conclusion on the Statement is not modified in respect of the above matters.

For S R B C & C O L L P

Chartered Accountants

ICAI Firm registration number: 324982E/E300003


per Paul Alvares

Partner

Membership No.: 105754

UDIN: 25105754BMITII9063

Place: Pune

Date: February 10, 2025



Varroc Engineering Limited

Registered and Corporate Office : L-4, MIDC Area, Waluj, Chhatrapati Sambhaji Nagar (Aurangabad) 431 136, Maharashtra

CIN : L28920MH1988PLC047335


Tel: +91 240 6653 700/6653 699, Fax: +91 240 2564 540, E-mail : investors@varroc.com



Statement of Unaudited Consolidated Financial Results for the quarter and nine months ended December 31, 2024

(Rs. in Million)

Sr. No.	Particulars	Quarter ended			Nine months ended		Year ended
		December 31, 2024	September 30, 2024	December 31, 2023	December 31, 2024	December 31, 2023	March 31, 2024
		Unaudited	Unaudited	Unaudited	Unaudited	Unaudited	Audited
	Continuing Operations						
1	Revenue from operations (refer note 5)	20,752.62	20,807.70	18,845.88	60,548.83	55,770.82	75,519.37
2	Other income	26.04	66.85	89.28	128.43	211.57	275.76
3	Total income (1+2)	20,778.66	20,874.55	18,935.16	60,677.26	55,982.39	75,795.13
4	Expenses						
	(a) Cost of materials consumed	13,319.61	13,650.11	12,040.59	39,317.72	35,587.74	47,448.87
	(b) Changes in inventories of work-in-progress and finished goods	81.79	(295.56)	(40.55)	(688.88)	(236.30)	(115.60)
	(c) Employee benefits expense	2,343.56	2,244.56	2,070.86	6,744.34	6,021.23	8,092.21
	(d) Finance costs	417.92	431.97	495.63	1,294.37	1,487.16	1,938.56
	(e) Foreign exchange (gain)/loss (net)	41.59	(71.86)	(24.88)	(46.50)	(122.07)	(145.61)
	(f) Depreciation and amortisation expense	805.43	815.45	892.74	2,418.98	2,543.22	3,368.18
	(g) Other expenses	3,107.66	3,198.82	3,043.94	9,542.00	8,994.91	12,503.88
	Total expenses (4)	20,117.56	19,973.49	18,478.33	58,582.03	54,275.89	73,090.49
5	Profit before exceptional item, share of profit/(loss) of joint ventures and tax from continuing operations (3-4)	661.10	901.06	456.83	2,095.23	1,706.50	2,704.64
6	Exceptional item (refer note 2 & 3)	909.18	-	-	909.18	-	-
7	Profit/(loss) before share of profit/(loss) of joint ventures and tax from continuing operations (5-6)	(248.08)	901.06	456.83	1,186.05	1,706.50	2,704.64
8	Share of profit/(loss) of Joint Ventures (refer note 3)	0.14	7.05	250.68	34.02	392.56	443.96
9	Profit/(loss) before tax from continuing operations (7+8)	(247.94)	908.11	707.51	1,220.07	2,099.06	3,148.60
10	Tax expense (refer note 2 & 6)						
	Current tax	32.33	40.72	(254.81)	105.35	29.14	177.65
	Short provision in respect of earlier year	(5.39)	7.44	59.05	8.02	60.03	215.84
	Deferred tax	176.95	281.95	(2,935.60)	639.84	(2,936.46)	(2,774.84)
	Total tax expense (10)	203.89	330.11	(3,131.36)	753.21	(2,847.29)	(2,381.35)
11	Profit/(loss) for the period from continuing operations (9-10)	(451.83)	578.00	3,838.87	466.86	4,946.35	5,529.95
12	Discontinued operations (refer note 9)						
	Profit/(loss) before tax for the period from discontinued operations	-	-	-	-	(209.20)	(209.20)
13	Tax (income)/expense of discontinued operations	-	-	-	-	-	-
14	Profit/(loss) for the period from discontinued operations (12-13)	-	-	-	-	(209.20)	(209.20)
15	Profit/(loss) for the period (11 + 14)	(451.83)	578.00	3,838.87	466.86	4,737.15	5,320.75
16	Other comprehensive income from continuing operations						
A	Items to be reclassified to profit or loss in subsequent periods						
	Exchange differences in translating the financial statements of foreign operations	(142.53)	304.63	268.26	77.36	(11.72)	(156.09)
B	Items not to be reclassified to profit or loss in subsequent periods						
	Remeasurement of defined benefit obligation (net of tax)	-	-	-	(0.07)	(1.43)	103.37
17	Other comprehensive income from discontinued operations	-	-	-	-	-	-
18	Total Other comprehensive income/(loss), net of tax from continuing and discontinued operations (16+17)	(142.53)	304.63	268.26	77.29	(13.15)	(52.72)
19	Total comprehensive income/(loss) for the period (15+18)	(594.36)	882.63	4,107.13	544.15	4,724.00	5,268.03
20	Profit/(loss) for the period attributable to:						
	Shareholders of the Company	(474.26)	556.76	3,826.85	406.56	4,691.69	5,260.24
	Non-controlling interests	22.43	21.24	12.02	60.30	45.46	60.51
21	Other comprehensive income/(loss) attributable to:						
	Shareholders of the Company	(142.53)	304.63	268.26	77.29	(13.15)	(51.86)
	Non-controlling interests	-	-	-	-	-	(0.86)
22	Total comprehensive income/(loss) for the period attributable to:						
	Shareholders of the Company	(616.79)	861.39	4,095.11	483.85	4,678.54	5,208.38
	Non-controlling interests	22.43	21.24	12.02	60.30	45.46	59.65
23	Paid-up equity share capital (face value of Re.1)	152.79	152.79	152.79	152.79	152.79	152.79
24	Reserves excluding revaluation reserves as per balance sheet						14,817.58
25	Earnings per equity share attributable to Owners (Nominal value per share: Re. 1) (not annualised)						
	- for continuing operations						
	Basic and diluted (in Rupees)	(3.10)	3.64	25.05	2.66	32.08	35.80
	- for discontinued operations						
	Basic and diluted (in Rupees)	-	-	-	-	(1.37)	(1.37)
	- for continuing and discontinued operations						
	Basic and diluted (in Rupees)	(3.10)	3.64	25.05	2.66	30.71	34.43



Varroc Engineering Limited

Registered and Corporate Office : L-4, MIDC Area, Waluj, Chhatrapati Sambhaji Nagar (Aurangabad) 431 136, Maharashtra
CIN : L28920MH1988PLC047335

Tel: +91 240 6653 700/6653 699, Fax: +91 240 2564 540, E-mail : investors@varroc.com



Additional disclosures as per Regulations 52(4) of SEBI (Listing Obligations and Disclosure Requirements), Regulations, 2015

Particulars		Quarter ended			Nine months ended		Year ended
		December 31, 2024	September 30, 2024	December 31, 2023	December 31, 2024	December 31, 2023 *	March 31, 2024 *
Debt Equity ratio [refer note (i)]	(No. of times)	0.64	0.63	0.91	0.64	0.91	0.79
Debt Service Coverage Ratio [refer note (ii)]	(No. of times)	1.68	1.94	1.92	1.67	1.21	1.26
Interest Service Coverage Ratio [refer note (iii)]	(No. of times)	4.51	4.99	4.23	4.51	4.12	4.36
Outstanding Redeemable Preference Shares (Qty / Value)		Not Applicable					
Capital Redemption Reserve		Not Applicable					
Debtenture Redemption Reserve		Not Applicable					
Net Worth [refer note (iv)]	(Rs. in Million)	15,805.98	16,400.34	14,715.69	15,805.98	14,715.69	15,261.83
Net Profit after Tax	(Rs. in Million)	(451.83)	578.00	3,838.87	466.86	4,946.35	5,529.95
Earning per share (EPS)							
Basic EPS (Not Annualised)	(Rs.)	(3.10)	3.64	25.05	2.66	32.08	35.80
Diluted EPS (Not Annualised)	(Rs.)	(3.10)	3.64	25.05	2.66	32.08	35.80
Current Ratio [refer note (v)]	(No. of times)	0.78	0.81	0.75	0.78	0.75	0.79
Long Term Debt to Working Capital Ratio [refer note (vi)] ^	(No. of times)	(3.07)	(6.93)	(16.28)	(3.07)	(16.28)	(8.84)
Bad Debts to Account Receivable Ratio [refer note (vii)] ***	(No. of times)	-	-	0.00	0.00	0.00	0.04
Current Liability Ratio [refer note (viii)]	(No. of times)	0.80	0.78	0.71	0.80	0.71	0.71
Total Debts to Total Assets Ratio [refer note (ix)]	(No. of times)	0.22	0.22	0.28	0.22	0.28	0.27
Debtors Turnover Ratio [refer note (x)] **	(No. of times)	3.91	3.72	3.49	12.60	9.85	13.87
Inventory Turnover Ratio [refer note (xi)] **	(No. of times)	1.63	1.71	1.70	5.17	5.08	7.04
Operating Margin [refer note (xii)]	(in %)	5.27%	5.74%	4.45%	5.31%	5.13%	5.59%
Net Profit Margin [refer note (xiii)]	(in %)	-2.18%	2.78%	20.37%	0.77%	8.87%	7.32%

Formulae for calculation of ratios are as follows:

(i) Debt Equity Ratio = [Total Debt / Total Equity]

(ii) Debt Service Coverage Ratio = [(Earnings before Interest, Tax, Depreciation & Amortisation expense and Exceptional Item)/(Interest Expense + Principal repayments of long term loan made during the period excluding prepayment)]

(iii) Interest Service Coverage Ratio = [(Earnings before Interest, Tax, Depreciation & Amortisation expense and Exceptional Item)/(Interest Expense)]

(iv) Net Worth = [Equity Share Capital + Other equity + Non-controlling Interests]

(v) Current Ratio = [Current Assets^^ / Current Liabilities]

(vi) Long Term Debt to Working Capital = [Non Current Borrowings (including Current Maturities of Long Term Borrowings) / Working Capital]

(vii) Bad Debts to Accounts Receivable Ratio = [(Bad debts written off + Provision for bad debts charged to Profit and Loss account) / Average Trade Receivables]

(viii) Current Liability Ratio = [Current Liability / Total Liability]

(ix) Total Debts to Total assets = [Total Debt / Total Assets]

(x) Debtors Turnover = [Revenue from Operations / Average Debtors]

(xi) Inventory Turnover = [(Cost of Material Consumed + Changes in stock of finished goods and work-in-progress) / Average Inventory]

(xii) Operating Margin = [(Earnings before Interest, Tax, Exceptional Item and Share of Profit from Joint Venture - Other Income including foreign exchange (gain)/loss (net)) / Revenue from Operations]

(xiii) Net Profit Margin = [Net Profit after Tax / Revenue from Operations]

(xiv) Total Debt = [Long Term Borrowings + Short Term Borrowings (includes Current Maturities of Long Term Borrowings)]

(xv) Total Equity = [Equity Share Capital + Other Equity]

(xvi) Working Capital = [Total Current Assets^^ - Total Current Liabilities (excluding Current Maturities of Long Term Borrowings)]

* The above ratios have been computed for continuing operations only.

** Ratio not annualised, except for the year ended March 31, 2024

*** numbers are below 0.01

^ Ratio is negative because net working capital is negative.

^^ Current Assets are excluding assets held for sale.






Unaudited Consolidated Segment wise Revenue, Results, Assets and Liabilities

(Rs. in Million)

Particulars	Quarter ended			Nine months ended		Year ended
	December 31, 2024	September 30, 2024	December 31, 2023	December 31, 2024	December 31, 2023	March 31, 2024
	Unaudited	Unaudited	Unaudited	Unaudited	Unaudited	Audited
1) Segment Revenue						
(i) Automotive (refer note 5)	20,185.26	20,198.54	18,427.68	58,982.69	54,345.31	73,577.33
(ii) Others	567.36	609.16	418.20	1,566.14	1,425.51	1,942.04
Revenue from operations	20,752.62	20,807.70	18,845.88	60,548.83	55,770.82	75,519.37
2) Segment Results						
(i) Automotive (refer note 2)	1,031.02	1,408.37	968.48	3,485.21	3,150.24	4,611.22
(ii) Others	(70.77)	(81.36)	(39.91)	(227.14)	(20.32)	(42.79)
Total segment results from continuing operations (refer note 5)	960.25	1,327.01	928.57	3,258.07	3,129.92	4,568.43
Add : Segment results of discontinued operations (automotive segment) (refer note 9)	-	-	-	-	(209.20)	(209.20)
Add/ (Less) :						
(a) Finance Cost	(417.92)	(431.97)	(495.63)	(1,294.37)	(1,487.16)	(1,938.56)
(b) Net unallocated (expenditure) / income (refer note 3)	(790.27)	13.07	274.57	(743.63)	456.30	518.73
Profit/(loss) before tax	(247.94)	908.11	707.51	1,220.07	1,889.86	2,939.40
3) Segment Assets						
(i) Automotive	37,064.94	37,974.62	35,753.82	37,064.94	35,753.82	35,137.59
(ii) Others	1,997.38	2,061.50	2,174.78	1,997.38	2,174.78	1,977.98
Total segment assets	39,062.32	40,036.12	37,928.60	39,062.32	37,928.60	37,115.57
Add : Unallocated	6,288.93	7,019.53	9,267.08	6,288.93	9,267.08	8,489.16
Total assets	45,351.25	47,055.65	47,195.68	45,351.25	47,195.68	45,604.73
4) Segment Liabilities						
(i) Automotive	18,774.61	19,724.15	17,991.99	18,774.61	17,991.99	17,523.77
(ii) Others	505.12	507.89	618.43	505.12	618.43	363.93
Total segment liabilities	19,279.73	20,232.04	18,610.42	19,279.73	18,610.42	17,887.70
Add : Unallocated	10,265.54	10,423.27	13,869.57	10,265.54	13,869.57	12,455.20
Total liabilities	29,545.27	30,655.31	32,479.99	29,545.27	32,479.99	30,342.90

Notes to Unaudited Consolidated Financial Results:

- The above results were reviewed by the Audit Committee and approved by the Board of Directors at its meeting held on February 10, 2025 and were subjected to review by the Statutory Auditors.
- Pursuant to provisions of Section 230-232 of the Companies Act, 2013, the Board of Directors of the Company on May 17, 2024 had approved the scheme of amalgamation of Varroc Polymers Limited ('VPL') (a wholly owned subsidiary of the Holding Company) with Varroc Engineering Limited ('VEL') (the Holding Company) with appointed date of April 01, 2024 ('the Scheme'). National Company Law Tribunal ('NCLT') approved the above scheme vide its order dated January 10, 2025 and the merger became effective on February 1, 2025 on filing of the NCLT order with the Registrar of Companies. The merger has been accounted as business combination of entities under common control as per Appendix C to Ind AS 103 - Business Combinations.
The aforesaid scheme has no impact on the Consolidated Financial Results of the Group since the scheme of merger was between the Holding Company and its wholly owned subsidiary, except for the tax expense for the quarter and six months ended September 30, 2024 which has been restated to include the effects of this merger.
Exceptional item for the quarter and nine months ended December 31, 2024 includes estimated expenses directly attributable to this merger of Rs. 112.70 million.
- On December 11, 2024, the Group received an order from the International Chamber of Commerce, Singapore ('ICC') in respect of the ongoing arbitration between VarrocCorp Holding B.V. ('VCHBV') jointly with Varroc Engineering Limited and Beste Motor Co. Ltd. ('TYC BVI Entity') jointly with TYC Brother Industrial Co. Ltd ('TYC Group') and Varroc TYC Corporation ('VTYC' or 'China JV'), wherein VCHBV has been directed to transfer its 50% shareholding in VTYC to TYC BVI Entity for a consideration of RMB 310.50 million. Accordingly, the Group has assessed that its investment in VTYC (a joint venture accounted for under the equity method) satisfies the criteria prescribed under Ind AS 105 'Non-Current Assets Held for Sale and Discontinued Operations' for classification as 'Assets held for sale' as at December 31, 2024 and has written down this investment to its fair value less costs to sell. The resulting estimated impairment loss of Rs. 796.48 million has been disclosed as an Exceptional item in the financial results for the quarter and nine months ended December 31, 2024.
Further, the Group's share of net profits of VTYC of Rs. 27.85 million (approx. 2.28% of Profit/(loss) before tax) which is included in the Group's income for the nine months ended December 31, 2024 is based on management certified accounts and was not subjected to review. Due to the arbitration as explained above, the Group was unable to get the financial and other information of VTYC reviewed from auditors. The auditors in their review report have included a qualification in respect of this matter.
- On November 5, 2024, the Group received a GST Order from Additional Commissioner of CGST & Central Excise for appropriation of GST dues amounting to Rs. 629 million along with equivalent penalty and applicable interest relating to inappropriate classification of certain goods supplied during the period from July 1, 2017 to September 30, 2023. The Group has paid the principal demand, however, considering merits of the case, management believes that it has grounds to successfully defend and litigate the GST Order with respect to applicable interest and penalty for the aforementioned period. The Group has initiated appellate proceedings against this GST Order, pending conclusion of which no adjustments have been made in respect of this matter in the financial results for the quarter and nine months ended December 31, 2024.
 - On January 03, 2025, the Group received a GST Order from Commercial Tax Officer (Divisional GST office, Karnataka) consisting of demand for GST dues amounting to Rs. 0.03 million along with interest of Rs. 302.67 million and penalty of Rs. 564.19 million relating to inappropriate classification of certain goods supplied during the period from July 1, 2017 to September 30, 2023. The Group has paid the principal demand, however, considering merits of the case, management believes that it has grounds to successfully defend and litigate the GST Order with respect to the interest and penalty for the aforementioned period. The Group has initiated appellate proceedings against this GST Order, pending conclusion of which no adjustments have been made in respect of this matter in the financial results for the quarter and nine months ended December 31, 2024.





- 5 During the previous year ended March 31, 2024, the Group received eligibility certificates (ECs) in respect of three plants in Aurangabad/Pune under the Maharashtra Electronic Policy 2016 effective from April 1, 2022 and valid for 10 years. Under these ECs, the Company is eligible to claim incentive in the form of refund of SGST paid on eligible sales from the respective plants. The Group has considered these as grants related to income under Ind AS 20 by recognizing the same as income in profit and loss based on SGST paid for the year. The amount of income recognised in the year ended March 31, 2024 in respect of the aforesaid ECs was Rs. 989.71 million pertaining to the period April 1, 2022 to March 31, 2024.
- 6 During the year ended March 31, 2024, Varroc Engineering Limited ('VEL') and Varroc Polymers Limited ('VPL') had derecognised (written-off) loans given to VarrocCorp Holding B.V. ('VCHBV'), Netherlands including interest on such loans aggregating to Rs. 13,533.33 million after making requisite submissions to AD Bank. The Group had claimed this write-off of loans as an allowable business loss, considering that these loans extended to VCHBV were in the nature of trade investments to derive benefits for the Group's businesses rather than for earning dividend/capital appreciation. The Group obtained legal opinions from two independent senior counsels who supported their view on claiming this write-off of loans as an allowable business loss.

Accordingly, the group considered this loss as tax deductible for computation of current tax provision to the extent of Rs. 437.14 million and for recognition of deferred tax asset of Rs. 2,968.93 million in VPL & VEL respectively, towards the loss during the quarter and and nine months ended December 31, 2023, and year ended March 31, 2024.

These loans pertained to funding of Varroc Lighting Systems ('VLS') entities (erstwhile subsidiaries of VCHBV) which were fully provided for during the period ended September 30, 2022, in respective standalone financial statements of VEL and VPL when the VLS business was sold to Compagnie Plastic Omnium SE, France.

Further, VEL shifted to new tax regime under section 115BAA of Income Tax Act, 1961 from financial year ended March 31, 2024. As a result, MAT credit of Rs. 265.34 million was written off and deferred tax liability to the extent of Rs. 254.54 million was reversed on account of lower tax rate under new regime, which were included in the total tax expense for the quarter and nine months ended December 31, 2023, and year ended March 31, 2024.

- 7 During the year ended March 31, 2024, the Company had issued 25,000 number of listed Non-Convertible Debentures ('NCD') of face value of Rs. 1,00,000 each aggregating to Rs. 2,500 million on a private placement basis. The NCDs are repayable in 16 equal quarterly instalments beginning from December 07, 2024. Further, NCD holders have a put option after 30 months and 42 months respectively from date of allotment, requiring the Company to redeem all the NCDs. The Company shall at all times until the Final Settlement Date maintain a minimum Security Cover of at least 1.1x. The proceeds from the issue have been utilised for repayment of existing listed NCDs, other outstanding debt and for general corporate purposes. These NCDs are secured by exclusive charge by way of hypothecation on the specific identified movable properties of the Company. The asset cover in respect of the Non-Convertible Debentures as at December 31, 2024 is 1.43 times of the total due amount which is higher than the requirement of 1.10 times as specified in the Debenture Trust Deed.
- 8 The 'Automotive' segment consists of the business of automobile products consisting of auto parts for two-wheelers, three-wheelers and four-wheelers and related design, development and engineering activities and other services. 'Others' comprise of forging components for off road vehicles and components for mining and oil drilling industry which is below the thresholds for reporting as separate operating segment. Investment in joint ventures and corresponding share of profit/loss from joint ventures is considered under unallocated assets and profit/loss respectively.
- 9 Varroc Engineering Limited ('VEL') and VarrocCorp Holding BV, Netherlands ('VCHBV', wholly owned subsidiary of VEL) (together referred to as 'Sellers') entered into a Securities Purchase Agreement dated April 29, 2022 as amended dated July 01, 2022, October 05, 2022 and May 12, 2023 (collectively referred to as 'SPA') with Compagnie Plastic Omnium SE, France (referred to as 'Buyer'), to divest the Sellers 4-Wheeler lighting business in the Americas and Europe ('VLS Business'). The equity value agreed under the SPA was Euro 69.5 million (subject to closing adjustments as provided under the SPA). Subsequently, both the Buyer and the Sellers entered into Settlement Agreement on July 14, 2023 whereby both the parties agreed to settle the disagreements on closing adjustments and the final equity value agreed under the Settlement Agreement was Euro 54.5 million. Accordingly, VCHBV received the remaining consideration amount of Euro 13 million on July 17, 2023 pursuant to this final settlement with Buyer. Loss from discontinued operations for nine months ended December 31, 2023, and year ended March 31, 2024 of Rs. 209.20 million pertains to adjustments pursuant to revised equity value as per above settlement agreement and expenses directly related to sale of investment in VLS business.

Place : Pune
Date : February 10, 2025



For and on behalf of Board of Directors
Varroc Engineering Limited

Tarang Jain
Chairman and Managing Director

Independent Auditor's Review Report on the Quarterly and Year to Date Unaudited Consolidated Financial Results of the Company Pursuant to the Regulation 33 and 52 of the SEBI (Listing Obligations and Disclosure Requirements) Regulations, 2015, as amended**Review Report to
The Board of Directors
Varroc Engineering Limited**

1. We have reviewed the accompanying Statement of unaudited Consolidated Financial Results of Varroc Engineering Limited (the "Holding Company") and its subsidiaries (the Holding Company and its subsidiaries together referred to as "the Group"), and its joint ventures for the quarter ended December 31, 2024 and year to date from April 01, 2024 to December 31, 2024 (the "Statement") attached herewith, being submitted by the Holding Company pursuant to the requirements of Regulation 33 and 52 of the SEBI (Listing Obligations and Disclosure Requirements) Regulations, 2015, as amended (the "Listing Regulations").
2. The Holding Company's Management is responsible for the preparation of the Statement in accordance with the recognition and measurement principles laid down in Indian Accounting Standard 34, (Ind AS 34) "Interim Financial Reporting" prescribed under Section 133 of the Companies Act, 2013 as amended, read with relevant rules issued thereunder and other accounting principles generally accepted in India and in compliance with Regulation 33 and 52 of the Listing Regulations. The Statement has been approved by the Holding Company's Board of Directors. Our responsibility is to express a conclusion on the Statement based on our review.
3. We conducted our review of the Statement in accordance with the Standard on Review Engagements (SRE) 2410, "Review of Interim Financial Information Performed by the Independent Auditor of the Entity" issued by the Institute of Chartered Accountants of India. This standard requires that we plan and perform the review to obtain moderate assurance as to whether the Statement is free of material misstatement. A review of interim financial information consists of making inquiries, primarily of persons responsible for financial and accounting matters, and applying analytical and other review procedures. A review is substantially less in scope than an audit conducted in accordance with Standards on Auditing and consequently does not enable us to obtain assurance that we would become aware of all significant matters that might be identified in an audit. Accordingly, we do not express an audit opinion.

We also performed procedures in accordance with the Master Circular issued by the Securities and Exchange Board of India under Regulation 33(8) of the Listing Regulations, to the extent applicable.

4. The Statement includes the results of the following entities:

Subsidiaries:

Durovalves India Private Limited; Varroc Connect Private Limited (erstwhile CarlQ Technologies Private Limited); Varroc European Holding B.V.; VarrocCorp Holding B.V.; Varroc Japan Co. Limited; Industria Meccanica e Stampaggio S.p.A., Italy; Varroc Italy S.p.A; Varroc Romania SA.; Varroc Vietnam Co. Ltd.; Varroc Lighting Systems Bulgaria Eood; Varroc Electronics Romania SRL; Varroc Poland s.p.z.oo; Varroc Germany GmbH; Varroc Intelligent Driving Research and Development Centre (Changzhou) Co., Ltd.; Varroc Czech Republic SRO; Varroc (Thailand) Company Limited

Joint Ventures:

Nuova CTS, Srl, Italy; Varroc TYC Corporation BVI; Varroc Dell'Orto Private Limited.



SRBC & CO LLP

Chartered Accountants

5. As disclosed in Note 3 to the Statement, the financial results and other financial information for the quarter and nine months ended December 31, 2024 in respect of Varroc TYC Corporation BVI ("China JV"), a joint venture accounted for under the equity method, considered for the purpose of preparation of the consolidated financial results, is unreviewed. Hence, we are unable to determine the impact of Group's share of the profit/loss from China JV and of the impairment loss recognised for China JV on the consolidated profit before tax, tax expense, profit after tax, total comprehensive income and earnings per share for the quarter and nine months ended December 31, 2024, had the financial results of China JV been reviewed.
6. Based on our review conducted and procedures performed as stated in paragraph 3 above and based on the consideration of the review reports of other auditors referred to in paragraph 8 and 9 below, except for the possible effects of our observation in paragraph 5 above, nothing has come to our attention that causes us to believe that the accompanying Statement, prepared in accordance with recognition and measurement principles laid down in the aforesaid Indian Accounting Standard ('Ind AS') specified under Section 133 of the Companies Act, 2013, as amended, read with relevant rules issued thereunder and other accounting principles generally accepted in India, has not disclosed the information required to be disclosed in terms of the Listing Regulations, including the manner in which it is to be disclosed, or that it contains any material misstatement.
7. We draw attention to Note 4 of the Statement which describes the effects of the GST Orders received by the Group from GST Authorities. The Group has initiated appellate proceedings against these orders, pending conclusion of which no adjustments have been made in respect of the matters in the financial results.
Our conclusion on the Statement is not modified in respect of the above matters.
8. The accompanying Statement includes the unaudited interim financial results/ statements and other financial information in respect of 4 subsidiaries, whose unaudited interim financial results/ statements (without giving effect of elimination of intra-group transactions) include total revenues of Rs. 1,251 million and Rs. 4,313 million, total net profit/(loss) after tax of Rs. 47 million and (Rs. 154 million), total comprehensive income/(loss) of Rs. 47 million and (Rs. 154 million), for the quarter ended December 31, 2024 and period ended on that date respectively, as considered in the statement which have been reviewed by their respective independent auditors.

The independent auditor's reports on interim financial statements/ financial information/ financial results of these entities have been furnished to us by the Management and our conclusion on the Statement, in so far as it relates to the amounts and disclosures in respect of these subsidiaries, is based solely on the report of such auditors and procedures performed by us as stated in paragraph 3 above.

9. Certain of these subsidiaries are located outside India whose financial results and other financial information have been prepared in accordance with accounting principles generally accepted in their respective countries and which have been audited by other auditors under generally accepted auditing standards applicable in their respective countries. The Holding Company's management has converted the financial results of such subsidiaries located outside India from accounting principles generally accepted in their respective countries to accounting principles generally accepted in India. We have reviewed these conversion adjustments made by the Holding Company's management. Our conclusion in so far as it relates to the balances and affairs of such subsidiaries located outside India is based on the report of other auditors and the conversion adjustments prepared by the management of the Holding Company and reviewed by us.



S R B C & CO LLP

Chartered Accountants

10. The accompanying Statement includes unaudited interim financial results /statements and other unaudited financial information in respect of:

- 5 subsidiaries, whose interim financial results/statements and other financial information (without giving the effect of elimination of intra-group transactions) include total revenues of Rs. 156 million and Rs. 498 million, total net profit/(loss) after tax of (Rs. 26 million) and (Rs. 33 million), total comprehensive income of (Rs. 26 million) and (Rs. 33 million), for the quarter ended December 31, 2024 and the period ended on that date respectively.
- 3 joint ventures, whose interim financial results/statements includes the Group's share of net profit/loss of Rs. 0.14 million and Rs. 34.02 million and Group's share of total comprehensive income of Rs. 0.14 million and Rs. 34.02 million for the quarter ended December 31, 2024 and for the period ended on that date respectively.

The unaudited interim financial statements/ financial information/ financial results and other unaudited financial information of the these subsidiaries and joint ventures have not been audited/reviewed by their auditor and have been approved and furnished to us by the Management and our conclusion on the Statement, in so far as it relates to the affairs of these subsidiaries, joint ventures, is based solely on such unaudited interim financial statement/financial results and other unaudited financial information. According to the information and explanations given to us by the Management, these interim financial statements/financial information/financial results are not material to the Group, except that relating to China JV.

Our conclusion on the Statement in respect of matters stated in para 8, 9 and 10 above is not modified with respect to our reliance on the work done and the reports of the other auditors and the financial results/financial information certified by the Management, except that relating to China JV.

For S R B C & CO LLP

Chartered Accountants

ICAI Firm registration number: 324982E/E300003



per Paul Alvares

Partner

Membership No.: 105754

UDIN: 25105754BMITIJ4280

Place: Pune

Date: February 10, 2025



Statement on deviation or variation for proceeds of public issue, rights issue, preferential issue, qualified institutions placement etc

Varroc Engineering Limited

Regd. & Corp. Office

L-4, MIDC, Industrial Area
Waluj, Aurangabad 431 136,
Maharashtra, India

Tel + 91 240 6653700
Fax + 91 240 2564540

email: varroc.info@varroc.com
www.varroc.com
CIN: L28920MH1988PLC047335



Name of listed entity	Varroc Engineering Limited
Mode of Fund Raising	Commercial Paper
Date of Raising Funds	November 27, 2024 (Date of allotment of Commercial Paper) Apart from this during the Quarter ended December 31, 2024, there's no-any other issue or fund-raising activity <i>[Fund Raising Activity in the FY 2023-24:- Non-Convertible Debentures (NCDs) were issued on September 7, 2023 (Date of allotment) and the issue proceeds of NCDs had been fully utilized for the purpose stated its offer document/ General Information Document]</i>
Amount Raised	₹ 50.00 Crores
Report filed for Quarter ended	December 31, 2024 (FY 2024-25)
Monitoring Agency	Not applicable
Monitoring Agency Name, if applicable	Not applicable
Is there a Deviation / Variation in use of funds raised	No
If yes, whether the same is pursuant to change in terms of a contract or objects, which was approved by the shareholders	Not applicable
If Yes, Date of shareholder Approval	Not applicable
Explanation for the Deviation / Variation	Not applicable
Comments of the Audit Committee after review	Not applicable
Comments of the auditors, if any	Not applicable

Objects for which funds have been raised and where there has been a deviation, in the following table: NOT APPLICABLE

Original Object	Modified Object, if any	Original Allocation	Modified allocation, if any	Funds Utilised	Amount of Deviation/Variation for the quarter according to applicable object	Remarks if any
Not applicable						

Deviation or variation could mean: (a) Deviation in the objects or purposes for which the funds have been raised or (b) Deviation in the amount of funds actually utilized as against what was originally disclosed or (c) Change in terms of a contract referred to in the fund-raising document i.e. prospectus, letter of offer, etc.

Is there a Deviation / Variation in use of funds raised	No
---	----